



2019-20 MEN'S BASKETBALL GAME NOTES

PEPPERDINE

WAVES LOOK TO KEEP POSITIVE MOMENTUM GOING IN PROVO

2019-20 SCHEDULE/RESULTS

Date	Opponent (TV/Video)	Time/Score
11/5	at California (Pac-12 Net)	L 71-87
11/9	UC Irvine (WCC Net)	W 77-73
11/12	at CSUN	W 94-82
11/16	at Abilene Christian	W 73-69
11/19	at USC (Pac-12 Net)	L 84-91
11/23	Sacramento State (WCC Net)	L 72-77
11/28	# vs. #14 Arizona (ESPN2)	L 91-93
11/29	# vs. UCF (ESPNEWS)	L 65-78
12/1	# vs. Providence (ESPNU)	L 77-80
12/6	Idaho State (WCC Net)	W 77-65
12/14	Central Arkansas (WCC Net)	W 92-79
12/17	Portland State (WCC Net)	W 77-71
12/21	Northern Arizona (WCC Net)	W 75-73
12/28	at San Jose State	L 68-83
1/2	* Pacific (WCC Net)	L 56-59
1/4	* at #1 Gonzaga (ESPN2)	L 70-75
1/11	* at San Diego (WCC Net)	W 85-78
1/16	* LMU (Spectrum SN)	W 75-67
1/18	* Saint Mary's (CBS SN)	L 69-78
1/23	* at Santa Clara	W 90-86 (ot)
1/25	* Portland (WCC Net)	W 80-69
1/30	* at BYU (CBS SN)	6:30 p.m. MT
2/1	* at LMU (Spectrum SN)	3 p.m.
2/6	* Santa Clara (WCC Net)	7 p.m.
2/8	* at Pacific (WCC Net)	7 p.m.
2/13	* San Diego (Spectrum SN)	8 p.m.
2/15	* Gonzaga (ESPN2/U)	7 p.m.
2/20	* at Portland (Spectrum SN)	6 p.m.
2/22	* at USF (Spectrum SN)	3 p.m.
2/29	* BYU (CBS SN)	3 p.m.
3/5-10	% at WCC Championships	

* West Coast Conference game
 # Wooden Legacy (Anaheim, Calif.)
 % WCC Championships (Las Vegas, Nev.)
 Home games in **bold**.

PEPPERDINE ATHLETIC COMMUNICATIONS

Roger Horne

E-Mail roger.horne@pepperdine.edu
 Office 310-506-4455
 Cell 805-279-4551

Morgan Davenport

E-Mailmorgan.davenport@pepperdine.edu
 Office 310-506-6018
 Cell 405-763-7694

PEPPERDINE AT BRIGHAM YOUNG

Date Thursday, January 30, 2020
 Site Marriott Center
 Provo, Utah
 Time 6:30 p.m. MT / 5:30 p.m. PT
 TV CBS Sports Network
 Audio WaveCasts
 Series BYU leads 14-9
 Last Meeting Cougars 87, Waves 76
 1/17/2019 in Malibu



PEPPERDINE WAVES

2019-20 Record 11-10
 WCC Record 4-3
 Away Record 4-4
 Head Coach Lorenzo Romar
 Website www.PepperdineWaves.com
 Twitter @PeppBasketball

BYU COUGARS

2019-20 Record 15-7
 WCC Record 4-3
 Home Record 9-1
 Head Coach Mark Pope
 Website www.BYUCougars.com
 Twitter @BYUbasketball

WAVEPOINTS

- After winning four of the last five games, the Pepperdine men's basketball team has climbed into a tie for third place in the West Coast Conference. On Thursday night, the Waves visit one of the three other teams tied for third, BYU.
- The Waves are trying for their first win in the Marriott Center since 2015.
- **Kameron Edwards**, who was recently named one of 30 candidates for the Senior CLASS Award, earned WCC Player of the Week honors on Monday after averaging 18.5 points and 11.0 rebounds in the Waves' two victories last weekend.
- **Colbey Ross** was recently named to the Lou Henson Award midseason watch list. He is averaging a WCC-best 7.4 assists per game. Nationally, he's second in total assists (155) and fifth in assists per game. Ross has more career assists than any junior in the country with 573 (second place is 41 assists behind).
- Ross set Pepperdine's career record for assists on December 14 and is now taking aim at the career scoring record. He needs 15 points to break into the Waves' all-time top 10 and he's 260 points away from the record.
- The trio of Ross (second in the WCC at 20.0 ppg), Kameron Edwards (third at 16.9) and **Kessler Edwards** (13th at 13.8) has scored 63.6% of the Waves' points this season. Throw in **Skylar Chavez's** 11.8 points per game (19th in the WCC), and that quartet has scored 78.1% of the Waves' points.
- Both Edwards — Kessler (second, 7.9) and Kameron (fifth, 7.2) — are in the top five in the WCC in rebounding. In WCC games only, Kameron is first in rebounding (9.0). Kessler leads the WCC in blocked shots overall (1.5).
- Pepperdine ranks first nationally in free throw percentage at 81.4%. Ross leads the WCC at 87.3% and has made 117 free throws, sixth-most nationally.
- The Waves have been without multiple scholarship players due to injury or illness 18 times this season, and have been without four of them in each of the last six games. Only three players have appeared in every game this season.
- Pepperdine comes back to Southern California but stays on the road in its next game, visiting PCH Cup rival Loyola Marymount on Saturday (Feb. 1).

LAST GAME'S STARTING LINEUP

#	Name	Pos.	Ht.	Wt.	Cl.	Hometown	PPG	RPG	APG
0	Sedrick Altman	G	6-2	180	Fr.	Rialto, Calif.	3.6	1.9	1.0
4	Colbey Ross	G	6-1	180	Jr.	Aurora, Colo.	20.0	4.3	7.4
15	Kessler Edwards	F	6-8	200	So.	Rancho Cucamonga, Calif.	13.8	7.9	1.4
20	Kameron Edwards	F	6-6	230	Sr.*	Rancho Cucamonga, Calif.	16.9	7.2	1.2
33	Skylar Chavez	G	6-5	185	Jr.	Woodacre, Calif.	11.8	2.7	1.0

CAREER STATS VS. BYU

	GP/GS	PPG	RPG	APG	MGP
Ross	3/3	17.0	1.7	5.0	36.3
Kam E.	4/4	15.3	5.5	1.0	26.8
J. Smith	2/1	7.5	6.5	4.0	21.5
Kessler E.	1/0	6.0	9.0	2.0	27.0
Polk Jr.	1/0	2.0	0.0	0.0	17.0
Ball	1/0	1.0	1.0	1.0	7.0

(stats with Pepperdine only)

NOTABLE PERFORMANCES

- Kameron Edwards
 13 pts, 9 rbs (1/23/16, H)
 16 pts (1/30/16, A)
 10 pts (2/15/18, H)
 22 pts, 7 rbs (1/17/19, H)
- Colbey Ross
 16 pts, 5 ast (1/11/18, A)
 11 pts, 5 ast (2/15/18, H)
 24 pts, 5 ast (1/17/19, H)
- Jadé Smith
 10 pts, 9 rbs (1/17/19, H)

LAST 5 YEARS

2014-15	A	W	67-61
	H	W	80-74
2015-16	H	W	71-65
	A	L	77-88
2016-17	A	L	70-99
	H	W	99-83
2017-18	A	L	63-83
	H	L-OT	70-75
2018-19	H	L	76-87

VS. BYU

SERIES

BYU leads the all-time series 14-9. The Waves are 2-9 all-time in Provo. They've lost three straight there, and six of seven since the Cougars joined the WCC. Pepperdine's last victory there was in 2015. The Waves didn't travel to Provo last season.

COUGARS

BYU has started WCC play by winning all three of its home games but losing three of four on the road. The Cougars are coming off a Northern California road trip in which they beat Pacific (74-60) and lost at San Francisco (83-82).

LAST MEETING

Back on January 17, 2019, in Malibu ... **Colbey Ross** (24) and **Kameron Edwards** (22) combined for 46 points, but BYU's duo of TJ Haws and Yoeli Childs combined for 54 and BYU defeated the Waves, 87-76. Haws scored a career-high 34 points and set Pepperdine opponent records by going 18-for-22 from the foul line. It was a three-point game with 3:10 left but the Waves didn't get another field goal the rest of the way. The Cougars outshot the Waves 56.0% to 37.7%.

MATCHUP

Pepperdine		BYU
77.0	Points/Game	78.6
76.8	Opp. Points/Game	68.5
+0.2	Scoring Margin	+10.1
.433	FG%	.497
.459	Opp. FG%	.437
.360	3FG%	.413
.378	Opp. 3FG%	.311
.814	FT%	.708
34.2	Rebounds/Game	33.1
-1.4	Rebounding Margin	-1.1
15.2	Assists/Game	16.6
12.8	Turnovers/Game	11.4
+1.4	Turnover Margin	+1.4



Official Basketball Box Score -- Game Totals -- Final Statistics
BYU vs Pepperdine
 01/17/19 8:00 p.m. at Malibu, Calif. (Firestone Fieldhouse)



BYU 87 • 12-8, 3-1 WCC

#	Player	Total	3-Ptr			Rebounds			PF	TP	A	TO	Blk	Stl	Min
			FG-FGA	FG-FGA	FT-FTA	Off	Def	Tot							
23	Yoeli Childs	r	8-13	1-2	3-5	0	5	5	3	20	0	1	1	1	34
41	Luke Worthington	r	1-1	0-0	0-0	3	2	5	4	2	0	0	0	0	10
24	McKay Cannon	g	1-3	1-2	2-2	0	0	0	4	5	1	1	0	0	24
30	TJ Haws	g	7-14	2-7	18-22	1	6	7	2	34	8	6	0	2	39
44	Connor Harding	g	0-2	0-1	0-0	0	0	0	2	0	1	1	0	0	13
01	Rylan Bergersen		1-1	0-0	0-0	0	1	1	4	2	1	0	1	0	12
02	Zac Seljaas		4-5	1-2	0-2	1	9	10	3	9	1	3	0	1	26
04	Nick Emery		1-4	0-2	0-0	0	1	1	2	2	4	2	0	0	13
25	Gavin Baxter		5-5	0-0	3-3	0	6	6	3	13	0	0	3	0	23
33	Dalton Nixon		0-2	0-0	0-0	1	1	2	1	0	1	1	0	1	6
	Team					0	1	1							
Totals			28-50	5-16	26-34	6	32	38	28	87	17	16	5	5	200

FG % 1st Half: 15-25 60.0% 2nd half: 13-25 52.0% Game: 28-50 56.0% Deadball
 3FG % 1st Half: 2-8 25.0% 2nd half: 3-8 37.5% Game: 5-16 31.3% Rebounds
 FT % 1st Half: 12-18 66.7% 2nd half: 14-16 87.5% Game: 26-34 76.5% 3

Pepperdine 76 • 9-10, 2-3 WCC

#	Player	Total	3-Ptr			Rebounds			PF	TP	A	TO	Blk	Stl	Min
			FG-FGA	FG-FGA	FT-FTA	Off	Def	Tot							
12	DUNN, Darnell	r	1-4	1-3	0-1	0	2	2	3	3	1	0	0	0	27
20	EDWARDS, Kameron	r	7-17	2-5	6-9	3	4	7	4	22	0	4	1	3	31
04	ROSS, Colbey	g	6-16	2-7	10-12	1	2	3	2	24	5	4	0	0	38
05	SMITH, Jade'	g	3-8	0-2	4-5	3	6	9	5	10	4	1	0	1	25
21	COOPER JR., Eric	g	3-6	2-4	0-0	0	0	0	1	8	0	2	0	0	28
02	POLK JR., Darryl		1-2	0-1	0-0	0	0	0	5	2	0	0	0	1	17
10	BALL, Andre		0-2	0-0	1-5	1	0	1	3	1	1	0	0	0	7
15	EDWARDS, Kessler		2-6	1-4	1-2	3	6	9	2	6	2	1	1	1	27
	Team					2	1	3							
Totals			23-61	8-26	22-34	13	21	34	25	76	13	12	2	6	200

FG % 1st Half: 12-29 41.4% 2nd half: 11-32 34.4% Game: 23-61 37.7% Deadball
 3FG % 1st Half: 3-11 27.3% 2nd half: 5-15 33.3% Game: 8-26 30.8% Rebounds
 FT % 1st Half: 8-14 57.1% 2nd half: 14-20 70.0% Game: 22-34 64.7% 5

Officials: Rob Rorke, Shawn Lehigh, Mike Reed
 Technical fouls: BYU-None. Pepperdine-None.
 Attendance: 1714

Score by periods	1st	2nd	Total
BYU	44	43	87
Pepperdine	35	41	76

Points	In Paint	Off T/O	2nd Chance	Fast Break	Bench
BYU	42	11	6	14	26
PEP	28	11	15	10	9

Last FG - BYU 2nd-01:55, PEP 2nd-03:10.
 Largest lead - BYU by 11 1st-04:19, PEP by 4 1st-14:33.
 BYU led for 31:19. PEP led for 03:47. Game was tied for 04:54.

Score tied - 8 times.
 Lead changed - 10 times.



QUICK FACTS

Location Malibu, Calif. 90263
 Founded 1937 (Malibu Campus 1972)
 Enrollment 8,000 (3,000 undergraduate)
 Nickname Waves
 Colors Blue and Orange
 Conference West Coast
 Home Court Firestone Fieldhouse
 capacity 3,104
 opened 1973
 President James A. Gash
 Athletic Director Dr. Steve Potts
 Athletic Department phone (310) 506-4150
 Ticket Office phone (866) WAVE-TIX

MEN'S BASKETBALL STAFF

Head Coach Lorenzo Romar (2nd/5th season)
 alma mater Cincinnati '92
 Pepperdine record (entering 2019-20) 58-62
 career record (entering 2019-20) 407-302
 Assoc. Head Coach Ken Bone (2nd season)
 alma mater Seattle Pacific '83
 Assistant Coach Curtis Allen (2nd season)
 alma mater Washington '05
 Assistant Coach Gerald Brown (1st season)
 alma mater Pepperdine '98
 Director of Basketball Operations John Impelman
 Office Phone (310) 506-4161

MEN'S BASKETBALL HISTORY

2018-19 Overall Record 16-18
 2018-19 Conference Record 6-10 (8th)
 2018-19 Postseason WCC semifinals
 Starters Returning/Lost 3/2
 Letterwinners Returning/Lost 10/3
 Redshirts/Others Returning 2
 Newcomers 5 (3 freshmen/1 transfer/1 other)

All-Time Record (entering 2019-20) 1,234-1,102
 seasons 81
 first season 1938-39
 All-Time WCC Record (entering 2019-20) 438-464
 seasons 64
 first season 1955-56
 NCAA Tournament Appearances 13
 last 2002
 WCC Regular-Season Championships 12
 last 2002
 WCC Tournament Championships 3
 last 1994

ATHLETIC COMMUNICATIONS

Assistant A.D./MBKB Contact Roger Horne
 office phone (310) 506-4455
 cell phone (805) 279-4551
 e-mail roger.horne@pepperdine.edu
 Assistant Dir./MBKB Contact Morgan Davenport
 office phone (310) 506-6018
 cell phone (405) 763-7694
 e-mail morgan.davenport@pepperdine.edu
 Address 24255 Pacific Coast Highway
 Malibu, Calif. 90263
 Press Row phone (310) 456-5050

Website www.PepperdineWaves.com
 Twitter @PeppBasketball
 @PepperdineWaves
 Facebook /PeppBasketball
 /PepperdineWaves
 Instagram pepperdinehoops
 pepperdinewaves

GAME #22 — Thursday (January 30) at the Marriott Center in Provo, Utah: Pepperdine (11-10, 4-3) at BYU (15-7, 4-3) at 6:30 p.m. MT / 5:30 p.m. PT.

WAVECASTS — Thursday's game can be heard online via WaveCasts at PepperdineWaves.com. Veteran play-by-play man Al Epstein, a 2015 Pepperdine Athletics Hall of Fame inductee, will be behind the microphone (now in his 35th season, this will be his 1,059th consecutive broadcast for the Waves).

WATCH — The game will be televised nationally by CBS Sports Network. Jason Horowitz and Ryan Hollins are the announcers.

TICKETS — Single-game tickets for most Pepperdine home games are \$25 for reserved seating, \$15 for adult general admission and \$12 for alumni or child general admission. Select premium games are \$30, \$20 and \$15, respectively. Tickets are available via PepperdineWaves.com or by calling (310) 506-4764.

SOCIAL MEDIA — On Twitter, get the latest news at @PeppBasketball and follow the staff at @CoachRomar, @Ken_Bone, @Curtis_Allen20, @MrGeraldBrown and @jimpelman. You can also like Pepperdine Men's Basketball (/PeppBasketball) on Facebook, and follow both pepperdinehoops and pepperdinewaves on Instagram.

COMPETING WITH PURPOSE — The Pepperdine University Athletics Department is committed to Christian values, to the academic well-being of all our student-athletes and to competing for championships. The Competing With Purpose campaign highlights the commitment to our core values that we dedicate ourselves to daily. Learn more about our exceptional student-athletes on the Competing With Purpose blog at www.PepperdineWaves.com/purpose.

LAST GAME — Skylar Chavez scored a season-high 24 points but all seven Waves that saw action gave key contributions as Pepperdine defeated Portland, 80-69, on Saturday in Firestone Fieldhouse. Every Pepperdine player had at least six points and four rebounds. The Waves built a 41-24 halftime lead and went up by as many as 21 in the second half. Pepperdine had a season-high 21 assists and tied season highs with 13 three-pointers and 10 steals.

ROSTER UPDATES — The Waves were close to full strength for the first three games of the season, but never since. Due to injuries and/or illnesses, they've been without four scholarship players in eight games, three scholarship players seven times and two

2019-20 PEPPERDINE MEN'S BASKETBALL ROSTER

No.	Name	Pos.	Ht.	Wt.	Yr.	Exp.	Hometown (High School/Last School)
0	Sedrick Altman	G	6-2	180	Fr.	HS	Rialto, Calif. (Colony HS)
1	Robbie Skead #	G	6-2	180	Sr.	HS	Wyckoff, N.J. (Ramapo HS)
2	Darryl Polk Jr.	G	5-9	155	So.	1V	Long Beach, Calif. (Long Beach Poly HS)
3	Michael Wexler #	G	5-11	175	So.*	1V	Plymouth, Minn. (Benilde-St. Margaret's School)
4	Colbey Ross	G	6-1	180	Jr.	2V	Aurora, Colo. (Eaglecrest HS)
5	Jadé Smith	G	6-4	190	Jr.	2V	Oakland, Calif. (St. Joseph Notre Dame HS)
10	Andre Ball	G	6-7	190	So.	1V	Chino Hills, Calif. (Chino Hills HS)
11	Keith Smith	G/F	6-6	195	Jr.*	RS	Seattle, Wash. (Rainier Beach HS/Oregon)
14	Jay Yoon #	G	6-4	195	So.	1V	Arcadia, Calif. (Arcadia HS)
15	Kessler Edwards	F	6-8	200	So.	1V	Rancho Cucamonga, Calif. (Etiwanda HS)
20	Kameron Edwards	F	6-6	230	Sr.*	3V	Rancho Cucamonga, Calif. (Etiwanda HS)
22	Majok Deng	G	6-5	190	Fr.	HS	Tucson, Ariz. (Salpointe Catholic HS)
25	Everett Perrot #	F	6-6	215	Fr.*	RS	Elk Grove, Calif. (Christian Brothers HS)
31	Jan Zidek	F	6-9	230	Fr.	HS	Prague, Czech Republic (Gymnazium Oty Pavla)
33	Skylar Chavez	G	6-5	185	Jr.	TR	Woodacre, Calif. (Drake HS/Santa Rosa JC)
34	Victor Ohia Obioha	C	6-9	205	So.	1V	Owerri, Nigeria (Hillcrest HS)
50	Jackson Stormo	C	6-8	250	So.	1V	Santa Barbara, Calif. (San Marcos HS)

walk-on * utilized redshirt season

Coaching Staff

Head Coach: Lorenzo Romar, second/fifth season (Cincinnati '92)
Associate Head Coach: Ken Bone, second season (Seattle Pacific '83)
Assistant Coach: Curtis Allen, second season (Washington '05)
Assistant Coach: Gerald Brown, first season (Pepperdine '98)
Director of Basketball Operations: John Impelman, fourth season (Occidental '08)
Graduate Manager: Connor Griffin, second season (Washington '17)
Graduate Manager: Amadi Udenyi, first season (Pepperdine '18)
Athletic Trainer: Justin Ericson, sixth season (Nebraska-Kearney '06)
Strength & Conditioning: Matt Young, 11th season (Lipscomb '01)

Pronunciations

Skylar Chavez — CHAW-vez Majok Deng — muh-JUKE Victor Ohia Obioha — oh-HEE-uh OH-bee-OH-hah
 Everett Perrot — PURR-roh Jadé Smith — jaw-DEE Jan Zidek — YON ZEE-deck

CAREER RECORDS

ASSISTS

	G	AST
1. Colbey Ross (2018-20)	87	573
2. Jeremy Major (2014-17)	126	494
3. Mark Wilson (1981-84)	108	450
4. Jon Korfias (1984-86)	90	438
5. Amadi Udenyi (2014-18)	109	426
6. Doug Christie (1990-92)	87	395
7. Tezale Archie (1996-00)	119	379
8. Dane Suttle (1980-83)	105	372
9. Ricardo Brown (1979-80)	60	365
10. Damin Lopez (1990-94)	96	363

ASSIST AVERAGE

	G	AST	AVG
1. Colbey Ross (2018-20)	87	573	6.59
2. Ricardo Brown (1979-80)	60	365	6.08
3. Bryan Parker (1993-94)	61	357	5.85
4. Jelani Gardner (1998-99)	59	292	4.95
5. Jon Korfias (1984-86)	90	438	4.87

POINTS

	G	PTS
1. Stacy Davis (2013-16)	125	1,786
2. Dane Suttle (1980-83)	105	1,701
3. Dana Jones (1991-94)	121	1,677
4. Eric White (1984-87)	117	1,672
5. Geoff Lear (1989-92)	123	1,644
6. Craig Davis (1987-90)	121	1,619
7. Tom Lewis (1988-90)	87	1,575
8. Levy Middlebrooks (1985-88)	121	1,548
9. Dexter Howard (1987-90)	120	1,546
10. Bird Averitt (1972-73)	49	1,541
11. Colbey Ross (2018-20)	87	1,526
12. Ollie Matson (1975-79)	100	1,501
13. Boot Bond (1979-82)	105	1,501
14. Lamond Murray Jr. (2014-17)	118	1,492
15. Gerald Brown (1994-98)	110	1,467

THREE-POINTERS MADE

	G	3FGM
1. Craig Davis (1987-90)	121	274
2. Damin Lopez (1990-94)	117	239
3. Terrance Johnson (2002-04)	90	221
4. Mychel Thompson (2008-11)	128	192
5. Jeremy Major (2014-17)	126	159
6. Craig Lewis (1999-02)	105	151
7. Colbey Ross (2018-20)	87	150
8. Kingsley Costain (2005-07)	77	146
8. Lorne Jackson (2009-13)	125	144
10. Brandon Armstrong (2000-01)	65	142

FREE THROWS MADE

	G	FTM
1. Geoff Lear (1989-92)	123	528
2. Stacy Davis (2013-16)	125	503
3. Colbey Ross (2018-20)	87	460
4. Tom Lewis (1988-90)	87	397
5. Dexter Howard (1987-90)	120	390

scholarship players three times. A total of 62 player games have been missed due to injury or illness so far. Only three players have appeared in every game this season.

Jan Zidek (hand) first missed the January 11 San Diego game and has now missed the last five contests. **Jadé Smith** (knee) has missed a total of 13 games, including each of the last 11. **Keith Smith** (knee) was hurt at Abilene Christian on November 16 and has missed the last 17 games. **Andre Ball** (knee) suffered a season-ending injury before the first game. **Kameron Edwards**, who suffered a broken nose against UCF on November 29 and missed two games before returning vs. Central Arkansas on December 14, is now wearing a facemask.

Also, freshman **Majok Deng** is slated to redshirt the 2019-20 season.

ROSS — Colbey Ross is making his name known as one of the nation's top point guards, and he's only a junior. He owns Pepperdine's all-time assist record with 573 and counting and he will eventually set the all-time scoring record as well.

Ross leads all of the nation's juniors in career assists. He was named to the preseason All-WCC team, while Lindy's preseason basketball annual chose him as the WCC's top playmaker and most entertaining player. He was on the Lou Henson Award preseason watch list for the nation's top mid-major player, and also made the midseason watch list.

Some of his 2019-20 highlights so far:

- Set the Pepperdine career record for assists on December 14 vs. Central Arkansas with his 495th. Accomplished this in his 77th career game (nearly 50 fewer games than the previous record-holder).
- Named WCC Player of the Week on December 23 after averaging 29.0 points and hitting multiple clutch shots in comeback wins over Portland State and Northern Arizona.
- Became the 13th player in Pepperdine history to score 1,500 career points on January 23 at Santa Clara.
- Averaged 25.7 points in three games against the Pac-12 and 26.5 points in four games against "Power 6" teams.
- Scored a career-high 38 points at USC, the most ever by a Wave against a Power 5 school.
- Made his first 23 free throw attempts of the season, giving him a streak of 32 consecutive made foul shots dating back to last season, the second-longest run in Pepperdine history.
- Tied a Wooden Legacy record with 12 assists against UCF.
- Scored 25 second-half points vs. Providence, one shy of the Wooden Legacy record for a half held by James Harden.

Among his 2018-19 highlights, which resulted in All-WCC first team honors:

- Set or tied 17 single-season or single-game records.
- With season totals of 659 points, 239 assists and 100 rebounds, became just the second Wave ever to go 600-100-100 (Doug Christie was the first in 1991-92), and he's the only WCC player to reach those marks in at least 20 years.
- Set the school single-season record for assists and finished first in the WCC and sixth nationally at 7.0 per game.
- Averaged 19.4 points, ranking fourth in the WCC. His 659 points were the seventh-most in Pepperdine single-season history.
- Set a Pepperdine record for the WCC Tournament with 80 points in the four games, and made the All-Tournament team.
- Became only the second Wave ever to average as many as 15 points and five assists in a season (Ricardo Brown did it in 1978-79 and 1979-80).

EDWARDS x2 — The Waves are fortunate to have the brother tandem of **Kameron** and **Kessler Edwards** together for one final season.

Kameron in 2019-20:

- Became the program's 43rd player to reach the 1,000-point milestone on December 17 against Portland State.
- Named WCC Player of the Week on January 27 after averaging 18.5 points and 11.0 rebounds in wins over Santa Clara and Portland.
- Selected as one of 30 candidates for the 2020 Senior CLASS Award, which honors players in their final season who have excelled in the areas of community, classroom, character and competition.
- Pursuing a master's degree in legal studies after graduating in four years.

BY THE NUMBERS

Double-Doubles

	2019	2018	2017	2016	2015	Career
	-20	-19	-18	-17	-16	
Kessler Edwards	6	3	—	—	—	9
Kameron Edwards	4	3	2	—	0	9
Colbey Ross	3	8	0	—	—	11
Jadé Smith		2	0	—	—	2

Double-Figure Points

	2019	2018	2017	2016	2015	Career
	-20	-19	-18	-17	-16	
Colbey Ross	19	33	22	—	—	74
Kameron Edwards	18	14	15	—	7	54
Kessler Edwards	14	17	—	—	—	31
Skylar Chavez	14	—	—	—	—	14
Jan Zidek	3	—	—	—	—	3
Jadé Smith	1	19	1	—	—	21
Sedrick Altman	1	—	—	—	—	1
Darryl Polk Jr.		3	—	—	—	3
Victor Ohia Obioha		1	—	—	—	1

30-Plus Points Games

	2019	2018	2017	2016	2015	Career
	-20	-19	-18	-17	-16	
Colbey Ross	2	1	0	—	—	3
Kessler Edwards	1	0	—	—	—	1

20-Plus Points Games

	2019	2018	2017	2016	2015	Career
	-20	-19	-18	-17	-16	
Colbey Ross	11	18	8	—	—	37
Kameron Edwards	8	5	6	—	0	19
Kessler Edwards	4	0	—	—	—	4
Skylar Chavez	2	—	—	—	—	2

Led Pepperdine in Points (or tied for lead)

	2019	2018	2017	2016	2015	Career
	-20	-19	-18	-17	-16	
Colbey Ross	11	23	12	—	—	46
Kameron Edwards	6	5	9	—	0	20
Kessler Edwards	4	2	—	—	—	6
Skylar Chavez	1	—	—	—	—	1
Jadé Smith		2	0	—	—	2
Darryl Polk Jr.		1	—	—	—	1

Double-Figure Rebounds

	2019	2018	2017	2016	2015	Career
	-20	-19	-18	-17	-16	
Kessler Edwards	6	6	—	—	—	12
Kameron Edwards	4	3	2	—	1	10
Jadé Smith		3	0	—	—	3

Led Pepperdine in Rebounds (or tied for lead)

	2019	2018	2017	2016	2015	Career
	-20	-19	-18	-17	-16	
Kessler Edwards	10	12	—	—	—	22
Kameron Edwards	9	10	8	—	3	30
Victor Ohia Obioha	2	1	—	—	—	3
Jadé Smith	1	10	1	—	—	12
Colbey Ross	1	1	0	—	—	2
Sedrick Altman	1	—	—	—	—	1
Keith Smith	1	—	—	—	—	1

Double-Figure Assists

	2019	2018	2017	2016	2015	Career
	-20	-19	-18	-17	-16	
Colbey Ross	4	9	1	—	—	14

Led Pepperdine in Assists (or tied for lead)

	2019	2018	2017	2016	2015	Career
	-20	-19	-18	-17	-16	
Colbey Ross	20	32	28	—	—	80
Darryl Polk Jr.	1	0	—	—	—	1
Jadé Smith		1	1	—	—	2
Kameron Edwards		1	0	—	0	1

(stats at Pepperdine only)

Both received postseason accolades last year, with Kameron receiving All-WCC honorable mention (despite losing nearly half of the season due to various injuries) and Kessler making the WCC All-Freshman team. Kessler, who went on to be invited to the USA Basketball U19 national team camp in summer 2019, made the 10-player preseason All-WCC team for 2019-20.

Kameron averaged 14.7 points and 6.2 rebounds in 18 games last season. Kessler averaged 10.0 points, 5.6 rebounds and 1.0 blocks. He led all conference freshmen in rebounding and was second in scoring.

FREE THROWS — Last season, the Waves shot 76.0% from the free throw line, which was good for #2 in the WCC and #18 nationally. It was just a tick away from the school record of 76.1% set in 1985-86. This year, the Waves are poised to break that record with a current 81.4% success rate, best in the nation.

ROAD WINS — After recording a total of three road victories over the course of the previous three seasons, the Waves have already posted four road victories in 2019-20. They had two last season. This year's total is the most since the 2015-16 season.

COMEBACKS — Four of Pepperdine's victories have required big finishes: The Waves trailed UC Irvine by nine with a little more than two minutes to go and ended the game on a 13-0 run ... The Waves trailed Portland State by seven with six minutes left and ended the game on an 18-4 run ... The Waves trailed Northern Arizona by seven with 3 1/2 minutes left and ended the game on an 11-2 run ... The Waves trailed Santa Clara by five with 3 1/2 minutes left and ended regulation on an 8-3 run to send the game to overtime.

ODDS & ENDS — Assistant coach **Curtis Allen** posted a cute video on Twitter of his kids playing basketball in the house on January 10. After it was retweeted by the likes of LeBron James, Lamar Jackson and ESPN, it's been viewed more than four million times ... The DJ Romar who is keeping fans entertained during game breaks in Firestone Fieldhouse? That's **Lorenzo Romar's** nephew Kevin playing the music.

WCC NOTES — Pepperdine beat Portland in Firestone Fieldhouse for the ninth time in 10 years ... The Waves won in Santa Clara's Leavey Center for the first time since 2014 (and ended the Broncos' 17-game home winning streak) ... Pepperdine won in San Diego for the sixth time in the last seven years ... The Waves beat PCH Cup rival Loyola Marymount in Firestone Fieldhouse for the 21st time in the last 22 years.

The Waves were given almost a unanimous prediction of fourth place in the WCC, most notably in the league's coaches poll as well as by several preseason annuals, including Athlon, Lindy's and Street & Smith. The order of finish, according to the WCC preseason coaches poll, went Gonzaga, Saint Mary's, BYU, Pepperdine, Santa Clara, San Francisco, Loyola Marymount, Pacific and San Diego (tied), and Portland ... Per the league's 16-game scheduling policy, the Waves will not have a home game against San Francisco and they will not travel to Saint Mary's.

NON-CONFERENCE NOTES — Pepperdine defeated two teams (UC Irvine and Abilene Christian) that played in the 2019 NCAA Tournament ... The Waves faced three Pac-12 teams and had notable efforts at USC (a seven-point loss) and vs. then-#14 Arizona (a two-point loss) at the Wooden Legacy. The last time the Waves played as many as three such schools was in 2001-02 (when it was the Pac-10).

RECRUITING — The Waves have one scholarship senior on the squad (**Kameron Edwards**) and they found his replacement when they landed 6-foot-8 forward **Kendall Munson** (Seattle, Wash./Garfield HS) on the first day of the fall signing period. He is a consensus three-star prospect who was rated #140 nationally by Rivals.

ROSTER NUMBERS — The Waves returned three starters and 10 letterwinners who provided 75% of last year's scoring, 81% of the rebounding and 85% of the assists.

The roster breakdown among the scholarship players is one senior, four juniors, five sophomores and three freshmen.

2018-19 SEASON — In **Lorenzo Romar's** first season back as head coach, Pepperdine improved from a 6-26 record to 16-18. The Waves were one of only nine Division I schools in the country to win at least 10 more games than the year before. After an eighth-place finish in the WCC's regular season, the Waves went into the offseason on a high note by reaching the semifinals of the WCC Tournament. The Waves won three



games against higher seeds in three nights. Pepperdine won multiple games at the WCC Championships for the first time since 2002.

WCC STANDINGS/SCHEDULE

	WCC	Overall
Gonzaga	7-0	21-1
Saint Mary's	5-2	18-4
Santa Clara	4-3	17-5
Brigham Young	4-3	15-7
San Francisco	4-3	15-7
Pepperdine	4-3	11-10
Pacific	3-4	15-8
Loyola Marymount	2-5	8-13
Portland	1-6	9-13
San Diego	1-6	8-14

Thursday, January 30

Pepperdine at BYU, 5:30pm
 Portland at Saint Mary's, 7pm
 San Francisco at San Diego, 7pm
 Loyola Marymount at Pacific, 7pm
 Gonzaga at Santa Clara, 7:30pm

Saturday, February 1

Gonzaga at San Francisco, 1pm
 Pepperdine at Loyola Marymount, 3pm
 Santa Clara at Portland, 5pm
 San Diego at Pacific, 7pm
 Saint Mary's at BYU, 7pm

Thursday, February 6

Santa Clara at Pepperdine, 7pm
 BYU at Portland, 7pm
 Loyola Marymount at Gonzaga, 8pm
 Pacific at San Francisco, 8pm
 Saint Mary's at San Diego, 8pm

Saturday, February 8

San Francisco at BYU, 6pm
 Portland at San Diego, 7pm
 Gonzaga at Saint Mary's, 7pm
 Pepperdine at Pacific, 7pm

WAVES IN THE WCC STATS

Category	All		WCC	
	Games	Pl.	Only	Pl.
Scoring Offense	77.0	5th	75.0	4th
Scoring Defense	76.8	10th	73.1	6th
Scoring Margin	+0.2	7th	+1.9	4th
Free Throw Pct.	.814	1st	.752	2nd
FG Pct.	.433	9th	.422	7th
FG Pct. Defense	.459	10th	.453	7th
3FG Pct.	.360	5th	.366	4th
3FG Pct. Defense	.378	9th	.331	3rd
Rebounding Offense	34.2	6th	35.3	3rd
Rebounding Defense	35.6	9th	34.9	8th
Rebounding Margin	-1.4	9th	+0.4	5th
Blocked Shots	3.4	5th	3.7	4th
Assists	15.2	4th	15.2	2nd
Steals	6.2	6th	5.9	5th
Turnover Margin	+1.4	4th	+1.7	3rd
Assist/Turnover Ratio	1.2	4th	1.3	3rd
Defensive Reb Pct.	.715	8th	.772	3rd
Offensive Reb Pct.	.277	5th	.244	7th
3-Point FG Made	8.4	4th	9.0	2nd

PEPPERDINE BASKETBALL — This is the 82nd season of Pepperdine men's basketball, and the 47th year that the Waves have called Firestone Fieldhouse home. The Waves began the campaign with an all-time record of 1,234-1,102 (.528). Pepperdine has been to the NCAA Tournament 13 times (last in 2002) and has won 12 West Coast Conference regular-season titles (last in 2002) and three WCC Tournament crowns (last in 1994).

WAVES IN THE PROS — Pepperdine once had a streak of 34 consecutive seasons with at least one Pepperdine alum on an NBA roster, which began in 1976-77 after the ABA/NBA merger and ended in 2010-11. Seventeen former Pepperdine players have seen action in the NBA, a list that includes notables such as Dennis Johnson (a 2010 Naismith Hall of Fame inductee, the 1979 NBA Finals MVP and a three-time NBA champion) and Doug Christie (a 15-year NBA veteran who was a mainstay on the All-Defensive Team). Mychel Thompson is the most recent Wave to play in the NBA, appearing in five games for the Cleveland Cavaliers in 2011-12. Two Waves — Yakhouba Diawara (2012/France) and Marcos Leite (1972, 1980, 1984/Brazil) — have competed at the Olympics.

Either currently or in the last year, many alums have been active in the pros, including: Diawara (France), Alex Acker (France), Matthew Atewe (Spain), Eric Cooper Jr. (Germany), Stacy Davis (Finland), Darnell Dunn (Germany), Chase Griffin (Germany), Brendan Lane (Japan), Lamond Murray Jr. (Greece), Chris Reyes (Mexico) and Nikolas Skouen (Norway).

PEPPERDINE'S STARTING LINEUPS

Opponent

at Cal (L) Chavez / Kameron E. / Kessler E. / Ross / J. Smith (1)
 vs. UCI (W) Chavez / Kameron E. / Kessler E. / Ross / J. Smith
 at CSUN (W) Chavez / Kameron E. / Kessler E. / Ross / J. Smith
 at ACU (W) Chavez / Kameron E. / Kessler E. / Ross / K. Smith (2)
 at USC (L) Chavez / Kameron E. / Kessler E. / Ross / J. Smith
 vs. SacSt (L) Chavez / Kameron E. / Kessler E. / Ross / J. Smith
 vs. Ariz (L) Chavez / Kameron E. / Kessler E. / Ross / J. Smith
 vs. UCF (L) Chavez / Kameron E. / Kessler E. / Ross / J. Smith
 vs. Prov (L) Chavez / Kessler E. / Ohia Obioha / Polk Jr. / Ross (3)
 vs. ISU (W) Chavez / Kessler E. / Polk Jr. / Ross / Zidek (4)
 vs. UCA (W) Chavez / Kameron E. / Kessler E. / Polk Jr. / Ross (5)
 vs. PSU (W) Altman / Kameron E. / Kessler E. / Polk Jr. / Ross (6)
 vs. NAU (W) Chavez / Kameron E. / Kessler E. / Polk Jr. / Ross
 at SJSU (L) Chavez / Kameron E. / Kessler E. / Polk Jr. / Ross
 vs. PAC (L) Chavez / Kameron E. / Kessler E. / Ohia Obioha / Ross (7)
 at GON (L) Chavez / Kameron E. / Kessler E. / Ohia Obioha / Ross
 at USD (W) Altman / Chavez / Kameron E. / Kessler E. / Ross (8)
 vs. LMU (W) Altman / Chavez / Kameron E. / Kessler E. / Ross
 vs. SMC (L) Altman / Chavez / Kameron E. / Kessler E. / Ross
 at SCU (W) Altman / Chavez / Kameron E. / Kessler E. / Ross
 vs. POR (W) Altman / Chavez / Kameron E. / Kessler E. / Ross

Name	Career Starts	Consecutive Starts
Sedrick Altman	6	5
Andre Ball	1	0
Skylar Chavez	20	9
Kameron Edwards	82	11
Kessler Edwards	48	15
Victor Ohia Obioha	4	0
Darryl Polk Jr.	7	0
Colbey Ross	87	87
Jadé Smith	46	0
Keith Smith	1	0
Jan Zidek	1	0

(stats at Pepperdine only)

LORENZO ROMAR

Lorenzo Romar, who has been a successful head coach for more than two decades and is known as one of the nation's top recruiters, returned to Pepperdine prior to the 2018-19 season for his second stint in charge of the men's basketball program.

At the start of the 2019-20 season, Romar had a career record of 407-302 over 22 seasons as a head coach at Pepperdine, Saint Louis and Washington.

Romar posted a 42-44 record at Pepperdine from 1997-99 in his first head coaching job. After an initial rebuilding season, he led the Waves to 17 and 19 wins the next two years. An 11-win improvement from year one to year two ranked as one of the nation's top turnarounds. In 2018-19, he took the Waves from six to 16 victories, meaning that he's been responsible for two of the four times in Pepperdine history that the Waves have improved by double-digit wins.

At UW, he built the Huskies into a perennial contender over 15 seasons. He helped produce 11 NBA first-round draft picks and 17 NBA players, while his teams played in six NCAA Tournaments, three NITs and one CBI. He was a three-time Pac-10 or Pac-12 Coach of the Year. At Washington and Arizona, where he was the associate head coach for one season before coming to Pepperdine, Romar worked with back-to-back NBA #1 overall draft picks (Markelle Fultz and DeAndre Ayton).

Romar won an NCAA title as an assistant coach at UCLA in 1995. He was selected in the seventh round of the 1980 NBA Draft and played five seasons in the NBA. He played collegiately at Washington.

STAFF

Associate head coach **Ken Bone**, a former head coach at Washington State, Portland State and Seattle Pacific, was also an assistant coach under Romar at Washington for three seasons ... Assistant coach **Curtis Allen** played for Romar at Washington and was an assistant coach at Washington State for nine seasons (he was an assistant to Bone at both WSU and Portland State) ... Assistant coach **Gerald Brown** is a former Pepperdine great who played for Romar for two seasons and was a three-time All-WCC first team honoree between 1994-98. He was promoted after serving as an assistant director of operations last year ... Director of operations **John Impelman** is in his 11th year on Pepperdine's staff. This is the third head coach he has worked for in various capacities. Impelman is the great-grandson of UCLA coaching legend John Wooden, and his father Craig is a former Pepperdine assistant coach ... The graduate managers include **Amadi Udenyi** (#5 all-time at Pepperdine in assists) and **Connor Griffin** (who played basketball at Gonzaga and football at Washington).



PEPPERDINE

Pepperdine boasts a one-of-a-kind athletic department with unprecedented success for a school of its size. The Waves have won NCAA Division I championships in five different men's sports — one of just 18 schools to have accomplished this feat — and nine overall. Of this elite group, Pepperdine has the smallest undergraduate enrollment, is the only school without football and is the only university that has not been affiliated with a "major" conference. The Waves have won a total of 25 team or individual national championships in their history. Pepperdine has also earned the Division I-AAA All-Sports Trophy, an award based on postseason success that's given to the top non-football school, three times (most recently in 2011-12). The Waves have produced 205 conference championships, 318 All-Americans and 53 Olympians. Located in scenic Malibu, California, the university overlooks the Pacific Ocean and its campus and athletic facilities are regularly voted among the nation's most beautiful. Pepperdine, which is affiliated with the Church of Christ, ranks #50 overall on U.S. News and World Report's list of America's best colleges.

PEPPERDINE TV/RADIO ROSTER



0

SEDRICK ALTMAN
FR • G • 6-2 • 180
Rialto, Calif.
Colony HS




1

ROBBIE SKEAD
SR • G • 6-2 • 180
Wyckoff, N.J.
Ramapo HS



2

DARRYL POLK JR.
SO • G • 5-9 • 155
Long Beach, Calif.
Long Beach Poly HS



3

MICHAEL WEXLER
RS SO • G • 5-11 • 175
Plymouth, Minn.
Benilde-St. Margaret's



4

COLBEY ROSS
JR • G • 6-1 • 180
Aurora, Colo.
Eaglecrest HS



5

JADÉ SMITH
JR • G • 6-4 • 190
Oakland, Calif.
St. Joseph Notre Dame HS



10

ANDRE BALL
SO • G • 6-7 • 190
Chino Hills, Calif.
Chino Hills HS



11

KEITH SMITH
RS JR • G/F • 6-6 • 195
Seattle, Wash.
Rainier Beach HS/Oregon



14

JAY YOON
SO • G • 6-4 • 195
Arcadia, Calif.
Arcadia HS



15

KESSLER EDWARDS
SO • F • 6-8 • 200
Rancho Cucamonga, Calif.
Etiwanda HS




20

KAMERON EDWARDS
RS SR • F • 6-6 • 230
Rancho Cucamonga, Calif.
Etiwanda HS




22

MAJOK DENG
FR • G • 6-5 • 190
Tucson, Ariz.
Salpointe Catholic HS



25

EVERETT PERROT
RS FR • F • 6-6 • 215
Elk Grove, Calif.
Christian Brothers HS



31

JAN ZIDEK
FR • F • 6-9 • 230
Prague, Czech Republic
Gymnazium Oty Pavla



33

SKYLAR CHAVEZ
JR • G • 6-5 • 185
Woodcare, Calif.
Drake HS/Santa Rosa JC



34

VICTOR OHIA OBIOHA
SO • C • 6-9 • 205
Owerri, Nigeria
Hillcrest HS



50

JACKSON STORMO
SO • C • 6-8 • 250
Santa Barbara, Calif.
San Marcos HS

PEPPERDINE STUDENT-ATHLETE RESUMES

#0 SEDRICK ALTMAN

- 6-2 • FR • G • Rialto, California
- **Academics:** Majoring in pre-business administration.
 - **HS:** 2019 CIF Southern Section Division 2A Player of the Year and Los Angeles Times All-Star team for Colony High ... Scored school-record 51 points on the night he verbally committed to Pepperdine ... Averaged 28.3 points as a senior.

#10 ANDRE BALL

- 6-7 • SO • G • Chino Hills, California
- **2018-19 (FR):** Averaged 3.3 points and 1.7 rebounds in 30 games.
 - **HS:** Won two state titles at Chino Hills High ... Made the Cal-Hi Sports All-State Open Division/D1 third team and Daily Bulletin All-Area first team as a senior ... Limited by injuries as a sophomore and junior.
 - **AAU/Club:** Big Ballers
 - Cousin of Lonzo (UCLA/Los Angeles Lakers), LaMelo and LiAngelo Ball.

#33 SKYLAR CHAVEZ

- 6-5 • JR • G • Woodacre, California
- **Academics:** Majoring in communication studies.
 - **Santa Rosa JC:** Led the state's JCs in scoring (27.8 ppg) as a 2019 sophomore ... One of three state players of the year ... Averaged 23.6 ppg over two seasons.
 - **HS:** Earned all-league honors at Sir Francis Drake High.
 - Uncle, Eddie Joe Chavez, was inducted into Santa Clara's Hall of Fame.

#22 MAJOK DENG

- 6-5 • FR • G • Tucson, Arizona
- **Academics:** Majoring in international studies.
 - **HS:** Finalist for AZ Central's state player of the year as a junior and senior ... 4A Kino Region Player of the Year as a senior at Salpointe Catholic High after averaging 17.4 points.
 - **AAU/Club:** Powerhouse Hoops
 - Came to the U.S. in 2011 with his family as refugees from the South Sudan ... Cousin, Luol Deng, played at Duke and in the NBA.

#20 KAMERON EDWARDS

- 6-6 • RS SR • F • Rancho Cucamonga, California
- **Academics:** Graduated in four years with a degree in organizational communication ... Currently working on a master's degree in legal studies ... Four-time WCC Commissioner's Honor Roll "bronze" selection.
 - **2018-19 (RS JR):** Made All-WCC honorable mention despite being limited to 18 games due to various injuries ... Averaged 14.7 points and 6.2 rebounds ... Scored 20 or more five times, including one stretch of WCC play with four straight.
 - **2017-18 (RS SO):** Averaged team highs of 14.7 points and 6.4 rebounds ... Missed nine midseason games due to a concussion ... Scored in double-figures 15 times and had six 20-point games.
 - **2016-17 (RS FR):** Redshirted the season after suffering a fractured jaw a week before the first game.
 - **2015-16 (FR):** Named to WCC All-Freshman team ... Started 28 games and averaged 7.2 points and 4.2 rebounds.
 - **HS:** Cal-Hi Sports all-state third team, All-CIF Southern Section Open Division

- first team as a senior after averaging 16.6 points and eight rebounds for Etiwanda High.
- **AAU/Club:** Prodigy Elite
 - Brother, Kessler, is a sophomore with the Waves.

#15 KESSLER EDWARDS

- 6-8 • SO • F • Rancho Cucamonga, California
- **Academics:** Majoring in interpersonal communication.
 - **2018-19 (FR):** Earned WCC All-Freshman team honors after averaging 10.0 points, 5.6 rebounds, 1.1 steals and 1.0 blocks ... Led all conference freshmen in rebounding and was second in scoring ... In WCC games only, led league with 1.6 steals, and set a Pepperdine freshman record with six steals at Gonzaga.
 - **HS:** Enjoyed numerous honors as a senior at Etiwanda High, including Cal-Hi Sports All-State Open Division/D1 first team, All-CIF SS Open Division first team, Baseline League MVP, Los Angeles Times All-Star team, Daily Bulletin All-Area team and Burlison on Basketball All-Southern California first team ... Averaged 21.3 points and 7.3 rebounds as a senior.
 - **AAU/Club:** Prodigy Elite
 - Brother, Kameron, is a redshirt senior for the Waves.

#34 VICTOR OHIA OBIOHA

- 6-9 • SO • C • Owerri, Nigeria
- **Academics:** Majoring in sport administration.
 - **2018-19 (FR):** Averaged 3.4 points, 2.0 rebounds and 0.8 blocks in 26 games ... Shot 76.6% from the field, largely on dunks and putbacks.
 - **HS:** The 2018 CIF Southern Section 4AA Player of the Year, a Cal-Hi Sports All-State Division 4 first team pick and the River Valley League MVP for Hillcrest High in Riverside ... Averaged 14.5 points and 12.4 rebounds.
 - **AAU/Club:** Team Inland Elite
 - Came to the U.S. as an exchange student in December 2015 and hadn't begun playing basketball much before that.

#25 EVERETT PERROT

- 6-6 • RS FR • F • Elk Grove, California
- **Academics:** Majoring in communication studies ... Earned 2018-19 WCC Commissioner's Honor Roll "bronze" honors.
 - **2018-19 (FR):** Walk-on redshirted his first season due to injury.
 - **HS:** Earned All-Capital League honorable mention after averaging 18 points as a senior at Christian Brothers High.
 - **AAU/Club:** Play Hard Play Smart, NorCal Renegades, OCP

#2 DARRYL POLK JR.

- 5-9 • SO • G • Long Beach, California
- **Academics:** Majoring in sport administration.
 - **2018-19 (FR):** Averaged 3.9 rebounds, 1.2 assists and 1.2 steals in 33 games ... Scored in double-figures three times, all of which came in the last six games of the season.
 - **HS:** Made the Cal-Hi Sports All-State Open Division/D1 third team and All-CIF Southern Section Division 1 first team as a senior at Long Beach Poly High ... Two-time Moore League MVP.

- **AAU/Club:** Prodigy Elite, Long Beach Gold

#4 COLBEY ROSS

- 6-1 • JR • G • Aurora, Colorado
- **Academics:** Majoring in sport administration.
 - **2018-19 (SO):** Rewarded with All-WCC first team after one of most prolific seasons in school history ... Averaged 19.4 points and 7.0 assists ... Led the WCC and finished sixth nationally in assists while setting school records for total assists (239) and assists per game ... Set or tied 17 Pepperdine season or game records ... Became only the second Wave ever, and the first WCC player in more than 20 years, to record 600 points, 100 assists and 100 rebounds ... Named to WCC All-Tournament team after scoring Pepperdine-record 80 points in four games.
 - **2017-18 (FR):** One of best freshman seasons in program history ... All-WCC honorable mention and WCC All-Freshman team ... Top freshman in the WCC in scoring (14.0) and assists (5.6) ... Set Pepperdine freshman record for assists (179) and minutes played (1,017) ... Had fifth-most assists in program single-season history ... Twice sent games to overtime with late baskets.
 - **HS:** Two-time Gatorade state player of the year and the Denver Post's 2017 Mr. Basketball ... Averaged 18.4 points and led Eaglecrest High to the 2017 Class 5A state championship.
 - **AAU/Club:** Colorado Chaos, Chauncey Billups Elite
 - Brother, Elijah, was an all-conference basketball player at D2 Colorado-Colorado Springs.

#1 ROBBIE SKEAD

- 6-2 • SR • G • Wyckoff, New Jersey
- **Academics:** Majoring in international business.
 - **Pepperdine:** Earned spot as a walk-on this season after being a regular student the last three years ... Also serves as Pepperdine's senior class president.
 - **HS:** Played two years of varsity basketball at Ramapo High.
 - **AAU/Club:** Green Raiders

#5 JADÉ SMITH

- 6-4 • JR • G • Oakland, California
- **Academics:** Majoring in sport administration.
 - **2018-19 (SO):** One of the league's most improved players ... Averaged 9.6 points, 5.9 rebounds, 1.7 assists and 1.5 steals ... Made 26 three-pointers after making one as a freshman ... Named WCC Player of the Week on 1/7.
 - **2017-18 (FR):** Averaged 3.9 points, 2.6 rebounds, 1.2 assists and 0.9 steals ... Played in 24 games while missing eight midseason games with a concussion ... Tied Pepperdine freshman record with five steals vs. BYU.
 - **HS:** Averaged 17 points, nine rebounds, six assists and five steals as a senior at St. Joseph Notre Dame High, leading to Bay Counties East Division co-Player of the Year, Prep2Prep North Coast Section Senior of the year and All-Bay Area News Group first team honors ... Won two state championships (2016 and 2014) ... Was at one time rated among Scout's top 100 players in the nation.
 - **AAU/Club:** Splash City, Oakland Soldiers, Team Superstar, Oakland PAL

#11 KEITH SMITH

- 6-6 • RS JR • G/F • Seattle, Washington
- **Academics:** Majoring in intercultural communication.
 - **2018-19 (JR):** Sat out the season per NCAA transfer rules.
 - **Oregon:** Played in 62 games over two seasons and was part of 2017 Final Four team ... Averaged 1.9 points both years.
 - **HS:** A top 100 player coming out of Rainier Beach High.
 - **AAU/Club:** Seattle Rotary
 - Father, Keith, played basketball at LMU and was inducted into school's Hall of Fame, and also played in the NBA.

#50 JACKSON STORMO

- 6-8 • SO • C • Santa Barbara, California
- **Academics:** Majoring in sport administration ... 2018-19 WCC Commissioner's Honor Roll "bronze" honors.
 - **2018-19 (FR):** Came off the bench in 20 games and averaged 1.3 points and 1.2 rebounds.
 - **HS:** 2018 CIF Southern Section 2A Player of the Year and Cal-Hi Sports All-State D2 first team as a senior at San Marcos High ... Channel League MVP after averaging 17.8 points and 12.8 rebounds.
 - **AAU/Club:** LA Rockfish
 - Mother, Alexia, played basketball at Fresno State.

#3 MICHAEL WEXLER

- 5-11 • RS SO • G • Plymouth, Minnesota
- **Academics:** Majoring in business administration ... Earned WCC Commissioner's Honor Roll "bronze" honors in 2017-18 and 2018-19 ... Attended WCC Student-Athlete Leadership Summit in June 2018.
 - **2018-19 (RS FR):** Walk-on appeared in eight games.
 - **2017-18 (FR):** Redshirted his first season.
 - **HS:** Averaged 8.2 points and 6.3 assists as a senior at Benilde-St. Margaret's School.
 - **AAU/Club:** Powerhouse Hoops, Minnesota Lockdown

#14 JAY YOON

- 6-4 • SO • G • Arcadia, California
- **Academics:** Majoring in pre-business administration ... 2018-19 WCC Commissioner's Honor Roll "bronze" honors.
 - **2018-19 (FR):** Walk-on appeared in eight games.
 - **HS:** Earned All-Pacific League first team honors as a senior at Arcadia High after averaging 20 points and 8.7 rebounds.

#31 JAN ZIDEK

- 6-9 • FR • F • Prague, Czech Republic
- **Academics:** Majoring in pre-business administration.
 - **Czech Republic:** Represented home country at the 2016 U16 and 2018 U20 European Championships.
 - **HS:** Graduated from Gymnazium Oty Pavla in Prague.
 - **Club:** Played with USK Praha throughout his junior career and spent 2018-19 with BK Wolves Radotin in the Czech Republic's second division.
 - Father, George, won a national championship at UCLA in 1995 (with Lorenzo Romar as an assistant coach) and played in the NBA.

PEPPERDINE SEASON & CAREER HIGHS

SEASON/CAREER#0 SEDRICK ALTMAN

11 vs. Idaho State (12/6) Points
 7 at San Jose State (12/28) Rebounds
 3 vs. Portland (1/25) Assists
 2 at Santa Clara (1/23) Blocked Shots
 3 vs. Idaho State (12/6) Steals
 34 vs. Portland State (12/17) Minutes
 3, several FG Made
 1, several 3FG Made
 6 at Santa Clara (1/23) FT Made

SEASON#10 ANDRE BALLCAREER

..... Points 9 vs. Santa Clara (2/7/19)
 Rebounds 5, several (last vs. Port., 2/23/19)
 Assists 2 vs. CSUDH (11/7/18)
 Blocked Shots 4 vs. Pacific (3/2/19)
 Steals 2 at Oregon State (12/17/18)
 Minutes 28 vs. Pacific (3/2/19)
 FG Made 3, several
 3FG Made 2 vs. Alabama A&M (12/31/18)
 FT Made 2, several

SEASON/CAREER#33 SKYLAR CHAVEZ

24 vs. Portland (1/25) Points
 7 vs. LMU (1/16) Rebounds
 3 vs. Providence (12/1) Assists
 1, several Blocked Shots
 2, twice Steals
 43 at Santa Clara (1/23) Minutes
 8 vs. Portland (1/25) FG Made
 5, twice 3FG Made
 4, twice FT Made

SEASON#20 KAMERON EDWARDSCAREER

23 at San Diego (1/13) Points 27 vs. UCSB (11/20/17)
 14 at Santa Clara (1/23) Rebounds 16 vs. Southern Utah (11/29/17)
 3, several Assists 4 vs. San Francisco (1/5/19)
 3 vs. Central Arkansas (12/14) Blocked Shots 3 twice (last vs. UCA, 12/24/19)
 3 at Gonzaga (1/4) Steals 3, several (last at GONZ, 1/4/20)
 40 at Santa Clara (1/23) Minutes 40 at Santa Clara (1/23/20)
 9, several FG Made 13 vs. UCSB (11/20/17)
 4 at San Diego (1/13) 3FG Made 4 at San Diego (1/13/20)
 7 vs. Central Arkansas (12/14) FT Made 8, twice (last vs. USD, 1/12/19)

SEASON#15 KESSLER EDWARDSCAREER

30 vs. Central Arkansas (12/14) Points 30 vs. Central Arkansas (12/14/19)
 15 at CSUN (11/12) Rebounds 15 at CSUN (11/12/19)
 5 vs. Portland (1/25) Assists 5, twice (last vs. Portland, 1/25/20)
 4 vs. Northern Arizona (12/21) Blocked Shots 4, twice (last vs. NAU, 12/21/19)
 3 vs. Portland State (12/17) Steals 6 by Gonzaga (2/21/19)
 39 vs. Pacific (1/2) Minutes 39 vs. Pacific (1/2/20)
 11, twice FG Made 11, twice (last vs. UCA, 12/14/19)
 4, twice 3FG Made 5 vs. Abilene Christian (12/1/18)
 7 vs. Providence (12/1) FT Made 7 vs. Providence (12/1/19)

SEASON#34 VICTOR OHIA OBIOHACAREER

8 vs. Idaho State (12/6) Points 11 vs. Abilene Christian (12/1/18)
 7, twice Rebounds 9 vs. LMU (3/8/19)
 1, several Assists 2 vs. Gonzaga (3/11/19)
 2, twice Blocked Shots 4 vs. Pacific (3/7/19)
 2, several Steals 2, several
 24 vs. Portland (1/25) Minutes 27 vs. LMU (3/8/19)
 3, several FG Made 4 vs. Abilene Christian (12/1/18)
 3FG Made
 4 at USC (11/19) FT Made 4 at USC (11/19/19)

SEASON#2 DARRYL POLK JR.CAREER

8, several Points 15 vs. Pacific (3/7/19)
 5 vs. Portland (1/25) Rebounds 5 vs. Ga. Southern (11/17/18)
 6 vs. Providence (12/1) Assists 6 vs. Providence (12/1/19)
 Blocked Shots 1, several
 4, twice Steals 5 at Southern Utah (12/15/18)
 36 vs. Portland State (12/17) Minutes 36 vs. Portland State (12/17/19)
 4 at USC (11/19) FG Made 4, twice
 1, several 3FG Made 2, twice
 4, several FT Made 5, twice

SEASON#4 COLBEY ROSSCAREER

38 at USC (11/19) Points 38 at USC (11/19/19)
 8 vs. Providence (12/1) Rebounds 9 vs. Abilene Christian (12/1/18)
 12, twice Assists 13 vs. Alabama A&M (12/31/18)
 1, several Blocked Shots 2, twice
 4 at Abilene Christian (11/16) Steals 5 vs. CSUDH (11/7/18)
 43 at Santa Clara (1/23) Minutes 43 at Santa Clara (1/23/20)
 13 at USC (11/19) FG Made 13 at USC (11/19/19)
 6 at USC (11/19) 3FG Made 6, twice
 11 at San Diego (1/13) FT Made 15 vs. Saint Mary's (1/26/19)

SEASON#5 JADÉ SMITHCAREER

15 vs. Arizona (11/28) Points 19 vs. Alabama A&M (12/31/18)
 9 vs. Arizona (11/28) Rebounds 11, twice (last vs. USF, 1/5/19)
 6 vs. Arizona (11/28) Assists 5, several (last vs. AAMU, 12/31/18)
 1, twice Blocked Shots 1, several
 3 vs. Sac State (11/23) Steals 5 vs. BYU (2/15/18)
 32 vs. Arizona (11/28) Minutes 39 at Southern Utah (12/15/18)
 6 vs. Arizona (11/28) FG Made 7, several (last vs. LMU, 3/8/19)
 2 vs. Arizona (11/28) 3FG Made 3, several (last at LMU, 1/19/19)
 2, several FT Made 5, several

SEASON#11 KEITH SMITHCAREER

5 at CSUN (11/12) Points 15 vs. Savannah State (12/3/16)*
 5 vs. UC Irvine (11/9) Rebounds 8 vs. Savannah State (12/3/16)*
 2 vs. UC Irvine (11/9) Assists 6 vs. Savannah State (12/3/16)*
 1 at Abilene Christian (11/16) Blocked Shots 2 vs. Savannah State (12/3/16)*
 2 at CSUN (11/12) Steals 2, several*
 21 vs. UC Irvine (11/9) Minutes 24 vs. Boise State (12/1/17)*
 2 at CSUN (11/12) FG Made 7 vs. Savannah State (12/3/16)*
 1 at CSUN (11/12) 3FG Made 1, several*
 2 vs. UC Irvine (11/9) FT Made 3 vs. Ball State (11/19/17)*
 *at Oregon

SEASON#50 JACKSON STORMOCAREER

2, twice Points 8 vs. CS Dominguez Hills (11/7/18)
 2, several Rebounds 5 at Long Beach State (12/20/18)
 2 at San Diego (1/13) Assists 2 at San Diego (1/13/20)
 1 vs. Central Arkansas (12/14) Blocked Shots 1, twice
 Steals 1 vs. Miami-Ohio (11/18/18)
 11 vs. Providence (12/1) Minutes 21 vs. Towson (11/16/18)
 1 at San Diego (1/13) FG Made 2, twice
 3FG Made
 2 vs. UC Irvine (11/9) FT Made 4 vs. CS Dominguez Hills (11/7/18)

SEASON/CAREER#31 JAN ZIDEK

16 vs. Providence (12/1) Points
 5 at San Jose State (12/28) Rebounds
 2, twice Assists
 Blocked Shots
 Steals
 26 vs. Idaho State (12/6) Minutes
 6 vs. Providence (12/1) FG Made
 3 at Gonzaga (1/4) 3FG Made
 4 at CSUN (11/12) FT Made

PEPPERDINE'S RECORD WHEN...

	2019 -2020	Under Romar
Game Decided by 1-5 Points.....	4-5	8-11
Game Decided by 6-9 Points.....	3-2	8-8
Game Decided by 10+ Points.....	4-3	11-9
Leading at Halftime.....	7-4	17-10
Tied at Halftime.....	0-2	0-4
Trailing at Halftime.....	4-4	10-14
Leading With 5 Minutes to Play.....	6-1	18-5
Tied With 5 Minutes to Play.....	1-0	1-0
Trailing With 5 Minutes to Play.....	4-9	8-23
Scoring 100+ Points.....	0-0	2-0
Scoring 90-99 Points.....	3-1	4-1
Scoring 80-89 Points.....	2-1	7-3
Scoring 70-79 Points.....	6-4	11-12
Scoring 60-69 Points.....	0-3	3-10
Scoring 59 or Fewer Points.....	0-1	0-2
Opp. Scoring 80+ Points.....	2-5	5-13
Opp. Scoring 70-79 Points.....	5-4	8-11
Opp. Scoring 60-69 Points.....	4-0	12-3
Opp. Scoring 50-59 Points.....	0-1	2-1

	2019 -2020	Under Romar
50%-plus FG Pct.....	1-1	6-1
40-49% FG Pct.....	10-5	20-16
39.9%-minus FG Pct.....	0-4	1-11
Opp. 50%-plus FG Pct.....	0-4	2-14
Opp. 40-49% FG Pct.....	9-6	17-13
Opp. 39.9%-minus FG Pct.....	2-0	8-1
Better FG% Than Opponent.....	8-0	20-1
Opponent Has Better FG%.....	3-10	7-27
More 3FGM Made Than Opponent.....	6-5	18-12
3FGM Are Equal.....	1-2	2-2
Opponent Has More 3FGM.....	4-3	7-14
80%-plus FT Pct.....	7-7	15-12
70-79% FT Pct.....	3-2	9-6
69%-minus FT Pct.....	1-1	3-10
Better FT% Than Opponent.....	9-9	21-18
FT% Is Equal.....	0-0	0-0
Opponent Has Better FT%.....	2-1	6-10
Outrebounding Opponent.....	7-2	15-3
Rebounds Are Equal.....	0-0	1-0
Outrebounded by Opponent.....	4-8	11-25

	2019 -2020	Under Romar
Fewer Turnovers Than Opponent.....	9-7	20-19
Turnovers Are Equal.....	0-1	1-2
More Turnovers Than Opponent.....	2-2	6-7
6 Waves Score in Double-Figures.....	0-0	1-0
5 Waves Score in Double-Figures.....	0-1	5-1
4 Waves Score in Double-Figures.....	5-1	9-6
3 Waves Score in Double-Figures.....	5-8	11-18
2 Waves Score in Double-Figures.....	1-0	1-3
1 Wave Scores in Double-Figures.....	0-0	0-0
0 Waves Score in Double-Figures.....	0-0	0-0
Waves Have More in Double-Figures.....	5-1	17-4
Double-Figure Scorers Are Equal.....	6-2	9-5
Opp. Has More in Double-Figures.....	0-7	1-19
Waves' Bench Scores More.....	2-1	7-6
Bench Scoring Is Equal.....	0-0	0-1
Opponent Bench Scores More.....	9-9	20-21
Wearing Blue.....	2-2	5-11
Wearing Gray.....	2-2	5-6
Wearing Orange.....	1-2	1-2
Wearing White.....	6-4	16-9
Overtime.....	0-0	1-1

Biggest Deficit in Win..... 13 vs. UC Irvine
Biggest Lead in Loss..... 11 vs. Sac State

THE LAST TIME...

Pepperdine Defeated an AP Top 25 Team: 11/27/2004 vs. #20 Wisconsin (75-61)
Pepperdine Defeated an AP Top 10 Team: 11/28/2001 at #10 UCLA (85-78)
Pepperdine Defeated an AP Top 25 Team on Road: 11/28/2001 at #10 UCLA (85-78)
Won an Overtime Game: (won 2 straight) Waves..... 1/23/2020 at Santa Clara (90-86, A) Opponent..... 12/15/2018 by So. Utah (69-78, A)
Won a Multi-Overtime Game: (lost 2 straight) Waves..... 12/28/2002 vs. UALR (116-110, N) Opponent..... 2/27/2016 by LMU (83-90, A)
100+ Points by a Team: Waves..... 12/31/2018 vs. Ala. A&M (100-64) Opponent..... 3/11/2019 by Gonzaga (74-100)
Fewer Than 50 Points by a Team: Waves..... 11/10/2017 at Oklahoma State (47-78) Opponent..... 3/7/2015 by San Diego (50-47)
60+ Percent Field Goal Shooting: Waves..... 3/2/2018 vs. Santa Clara (.708) Opponent..... 11/28/2019 by Arizona (.607)
30 Percent Field Goal Shooting or Less: Waves..... 1/2/2020 vs. Pacific (.268) Opponent..... 11/16/2015 by SD Christian (.262)
12+ Three-Pointers Made: Waves..... 1/25/2020 vs. Portland (13-36) Opponent..... 12/28/2019 by San Jose State (13-34)
Zero Three-Pointers Made: Waves..... 2/14/2015 at Gonzaga (0-10) Opponent..... 11/16/2015 by SD Christian (0-19)
6+ Players Scored in Double-Figures: Waves..... 12/31/2018 vs. Ala. A&M (6) Opponent..... 3/11/2019 by Gonzaga (6)
Zero Players Scored in Double-Figures Waves..... 3/18/2015 at Seattle Opponent..... 1/31/2019 by Portland

Player Scored 40+ Points: Waves..... 3/3/2017, Lamond Murray Jr. vs. Pacific (41) Opponent..... 2/9/2004, Paul Marigney of Saint Mary's (40)
Player Scored 30+ Points: Waves..... 12/17/2019, Colbey Ross vs. Portland State (31) Opponent..... 1/23/2020, Josip Vrankic of Santa Clara (33)
Player Made 6+ Three-Pointers: Waves..... 11/19/2019, Colbey Ross at USC (6) Opponent..... 11/12/2019, Terrell Gomez of CSUN (7)
Player Made 5+ Three-Pointers: Waves..... 1/25/2020, Skylar Chavez vs. Portland (5) Opponent..... 1/16/2020, Erik Johansson of LMU (5)
Player Made 15+ Free Throws: Waves..... 1/26/2019, Colbey Ross vs. Saint Mary's (15-for-16) Opponent..... 11/19/2019, Onyeka Okongwu of USC (17-for-21)
Player Made 10+ Free Throws: Waves..... 1/11/2020, Colbey Ross at San Diego (11-for-15) Opponent..... 11/19/2019, Onyeka Okongwu of USC (17-for-21)
Player Had 20+ Rebounds: Waves..... 1/3/2005, Glen McGowan vs. Colorado State (22) Opponent..... 11/11/2016, Josh Martin of Cal Poly (21)
Player Had 15+ Rebounds: Waves..... 11/12/2019, Kessler Edwards at CSUN (15) Opponent..... 3/3/2018, Jock Landale of Saint Mary's (19)
Player Had 10+ Assists: Waves..... 1/4/2020, Colbey Ross at Gonzaga (10) Opponent..... 11/28/2019, Nico Mannion of Arizona (11)

Player Had 5+ Blocked Shots: Waves..... 2/8/2018, Matthew Atewe vs. San Diego (5) Opponent..... 2/21/2019, Brandon Clarke of Gonzaga (5)
Player Had 5+ Steals: Waves..... 2/21/2019, Kessler Edwards at Gonzaga (6) Opponent..... 1/19/2019, Jeffery McClendon of LMU (6)
Player Had Consecutive Double-Doubles: Waves..... 12/1-15/2019, Kessler Edwards vs. Providence, Idaho State & Central Ark.
Player Had a Triple-Double: Waves..... 2/1/1991, Doug Christie vs. Saint Mary's (21 pts, 11 ast, 10 rbs)
Player Had a 20-20 Game: Waves..... 1/3/2005, Glen McGowan vs. Colorado State (31 pts, 22 rbs) Opponent..... 2/3/2007, Josh Heytvelt of Gonzaga (27 pts, 22 rbs)
3 Players with 20+ Points: Waves..... 11/28/2019 vs. Arizona (Kam E. 21, Chavez 20, Ross 20) Opponent..... unknown
2 Players with 20+ Points: Waves..... 1/23/2020 at Santa Clara (Ross 24, Kameron Edwards 21) Opponent..... 2/21/2019 by Gonzaga (Rui Hachimura 23, Zach Norvell Jr. 21)
3 Players with Double-Doubles: Waves..... 2/9/2019 vs. San Diego (Ross, Edwards, Edwards) Opponent..... unknown
2 Players with Double-Doubles: Waves..... 1/23/2020 at Santa Clara (Kameron E. 21 & 14 rbs, Kessler E. 17 & 10 rbs) Opponent..... 1/19/2019 by LMU (Markusson 11 & 12rbs, Batemon 10 & 10ast)



2019-20 Pepperdine Men's Basketball
 Pepperdine Combined Team Statistics (as of Jan 25, 2020)
All games



RECORD:	OVERALL	HOME	AWAY	NEUTRAL
ALL GAMES	11-10	7-3	4-4	0-3
CONFERENCE	4-3	2-2	2-1	0-0
NON-CONFERENCE	7-7	5-1	2-3	0-3

#	Player	gp-gs	min	avg	Total		3-Point		F-Throw		Rebounds				pf	dq	a	to	blk	stl	pts	avg
					fg-fga	fg%	3fg-fga	3fg%	ft-fga	ft%	off	def	tot	avg								
04	ROSS, Colbey	21-21	782	37.2	128-324	.395	46-138	.333	117-134	.873	13	78	91	4.3	46	0	155	91	4	21	419	20.0
20	EDWARDS, Kameron	19-19	622	32.7	117-263	.445	20-60	.333	67-88	.761	35	102	137	7.2	55	3	23	44	9	18	321	16.9
15	EDWARDS, Kessler	21-21	685	32.6	99-198	.500	33-75	.440	58-76	.763	57	108	165	7.9	49	1	29	31	32	21	289	13.8
33	CHAVEZ, Skylar	20-20	630	31.5	79-174	.454	46-109	.422	31-36	.861	13	41	54	2.7	43	1	20	22	7	10	235	11.8
05	SMITH, Jade'	8-7	171	21.4	21-51	.412	2-13	.154	7-9	.778	7	21	28	3.5	27	1	13	8	2	9	51	6.4
31	ZIDEK, Jan	15-1	159	10.6	28-64	.438	14-44	.318	12-14	.857	7	11	18	1.2	18	1	5	5	0	0	82	5.5
02	POLK JR., Darryl	20-6	451	22.6	28-54	.519	10-25	.400	19-20	.950	9	35	44	2.2	39	1	39	17	0	30	85	4.3
00	ALTMAN, Sedrick	20-6	355	17.8	24-79	.304	5-20	.250	19-26	.731	10	28	38	1.9	56	2	19	21	6	6	72	3.6
34	OHIA OBIOHA, Victor	21-3	244	11.6	21-41	.512	0-0	.000	11-16	.688	23	35	58	2.8	43	1	8	13	10	11	53	2.5
11	SMITH, Keith	4-1	73	18.3	2-14	.143	1-7	.143	2-2	1.000	3	10	13	3.3	6	0	4	7	1	4	7	1.8
50	STORMO, Jackson	10-0	43	4.3	1-3	.333	0-0	.000	2-3	.667	4	7	11	1.1	5	0	3	5	1	0	4	0.4
14	YOON, Jay	3-0	8	2.7	0-2	.000	0-0	.000	0-0	.000	0	0	0	0.0	4	0	1	0	0	0	0	0.0
03	WEXLER, Michael	1-0	1	1.0	0-0	.000	0-0	.000	0-0	.000	0	0	0	0.0	0	0	0	0	0	0	0	0.0
25	PERROT, Everett	1-0	1	1.0	0-0	.000	0-0	.000	0-0	.000	0	0	0	0.0	0	0	0	0	0	0	0	0.0
Team											28	33	61				5					
Total.....		21	4225		548-1267	.433	177-491	.360	345-424	.814	209	509	718	34.2	391	11	319	269	72	130	1618	77.0
Opponents.....		21	4225		560-1221	.459	171-452	.378	322-451	.714	203	545	748	35.6	416	7	332	299	62	140	1613	76.8

TEAM STATISTICS	PEP	OPP	Date	Opponent	Score	Att.
SCORING	1618	1613	11/05/19	at California	L 71-87	3780
Points per game	77.0	76.8	11/09/19	UC IRVINE	w 77-73	1475
Scoring margin	+0.2	-	11/12/19	at CSUN	w 94-82	1321
FIELD GOALS-ATT	548-1267	560-1221	11/16/19	at Abilene Christian	w 73-69	2553
Field goal pct	.433	.459	11/19/19	at USC	L 84-91	2139
3 POINT FG-ATT	177-491	171-452	11/23/19	SACRAMENTO STATE	L 72-77	600
3-point FG pct	.360	.378	# 11/28/19	vs Arizona	L 91-93	1574
3-pt FG made per game	8.4	8.1	# 11/29/19	vs UCF	L 65-78	2605
FREE THROWS-ATT	345-424	322-451	# 12/01/19	vs Providence	L 77-80	2185
Free throw pct	.814	.714	12/06/19	IDAHO STATE	w 77-65	1150
F-Throws made per game	16.4	15.3	12/14/19	CENTRAL ARKANSAS	w 92-79	835
REBOUNDS	718	748	12/17/19	PORTLAND STATE	w 77-71	745
Rebounds per game	34.2	35.6	12/21/19	NORTHERN ARIZONA	w 75-73	801
Rebounding margin	-1.4	-	12/28/19	at San Jose State	L 68-83	1333
ASSISTS	319	332	* 01/02/20	PACIFIC	L 56-59	1015
Assists per game	15.2	15.8	* 01/04/20	at Gonzaga	L 70-75	6000
TURNOVERS	269	299	* 01/11/20	at San Diego	w 85-78	1490
Turnovers per game	12.8	14.2	* 01/16/20	LOYOLA MARYMOUNT	w 75-67	1474
Turnover margin	+1.4	-	* 01/18/20	SAINT MARY'S	L 69-78	1219
Assist/turnover ratio	1.2	1.1	* 01/23/20	at Santa Clara	Wot 90-86	1914
STEALS	130	140	* 01/25/20	PORTLAND	w 80-69	1315
Steals per game	6.2	6.7				
BLOCKS	72	62				
Blocks per game	3.4	3.0				
ATTENDANCE	10629	26894				
Home games-Avg/Game	10-1063	8-2566				
Neutral site-Avg/Game	-	3-2121				

= Wooden Legacy (Anaheim, Calif.)
 * = West Coast Conference game

Score by Periods	1st	2nd	OT	Totals
Pepperdine	756	851	11	1618
Opponents	722	884	7	1613



2019-20 Pepperdine Men's Basketball
 Pepperdine Combined Team Statistics (as of Jan 25, 2020)
Conference games only



RECORD:	OVERALL	HOME	AWAY	NEUTRAL
ALL GAMES	4-3	2-2	2-1	0-0
CONFERENCE	4-3	2-2	2-1	0-0
NON-CONFERENCE	0-0	0-0	0-0	0-0

#	Player	gp-gs	min	avg	Total		3-Point		F-Throw		Rebounds				pf	dq	a	to	blk	stl	pts	avg
					fg-fga	fg%	3fg-fga	3fg%	ft-fga	ft%	off	def	tot	avg								
04	ROSS, Colbey	7-7	268	38.3	41-115	.357	13-45	.289	46-57	.807	2	34	36	5.1	15	0	51	31	1	9	141	20.1
20	EDWARDS, Kameron	7-7	252	36.0	43-93	.462	12-30	.400	19-30	.633	16	47	63	9.0	18	1	11	15	5	9	117	16.7
33	CHAVEZ, Skylar	7-7	244	34.9	32-65	.492	17-38	.447	14-16	.875	6	21	27	3.9	14	0	5	6	3	4	95	13.6
15	EDWARDS, Kessler	7-7	222	31.7	25-54	.463	8-22	.364	14-21	.667	14	35	49	7.0	21	1	13	10	10	4	72	10.3
31	ZIDEK, Jan	2-0	40	20.0	7-17	.412	5-12	.417	0-0	.000	1	0	1	0.5	4	0	0	0	0	0	19	9.5
00	ALTMAN, Sedrick	7-5	159	22.7	11-36	.306	4-13	.308	10-14	.714	4	8	12	1.7	23	0	10	10	5	2	36	5.1
02	POLK JR., Darryl	6-0	136	22.7	8-17	.471	4-12	.333	5-6	.833	0	15	15	2.5	11	1	15	4	0	9	25	4.2
34	OHIA OBIOHA, Victor	7-2	98	14.0	7-16	.438	0-0	.000	4-5	.800	10	15	25	3.6	16	0	0	3	2	4	18	2.6
50	STORMO, Jackson	2-0	6	3.0	1-2	.500	0-0	.000	0-0	.000	0	1	1	0.5	0	0	2	1	0	0	2	1.0
Team											8	10	18				2					
Total.....		7	1425		175-415	.422	63-172	.366	112-149	.752	61	186	247	35.3	122	3	107	82	26	41	525	75.0
Opponents.....		7	1425		189-417	.453	49-148	.331	85-120	.708	55	189	244	34.9	139	4	111	94	24	38	512	73.1

TEAM STATISTICS	PEP	OPP	Date	Opponent	Score	Att.
SCORING	525	512	* 01/02/20	PACIFIC	L 56-59	1015
Points per game	75.0	73.1	* 01/04/20	at Gonzaga	L 70-75	6000
Scoring margin	+1.9	-	* 01/11/20	at San Diego	W 85-78	1490
FIELD GOALS-ATT	175-415	189-417	* 01/16/20	LOYOLA MARYMOUNT	W 75-67	1474
Field goal pct	.422	.453	* 01/18/20	SAINT MARY'S	L 69-78	1219
3 POINT FG-ATT	63-172	49-148	* 01/23/20	at Santa Clara	Wot 90-86	1914
3-point FG pct	.366	.331	* 01/25/20	PORTLAND	W 80-69	1315
3-pt FG made per game	9.0	7.0				
FREE THROWS-ATT	112-149	85-120				
Free throw pct	.752	.708	# = Wooden Legacy (Anaheim, Calif.)			
F-Throws made per game	16.0	12.1	* = West Coast Conference game			
REBOUNDS	247	244				
Rebounds per game	35.3	34.9				
Rebounding margin	+0.4	-				
ASSISTS	107	111				
Assists per game	15.3	15.9				
TURNOVERS	82	94				
Turnovers per game	11.7	13.4				
Turnover margin	+1.7	-				
Assist/turnover ratio	1.3	1.2				
STEALS	41	38				
Steals per game	5.9	5.4				
BLOCKS	26	24				
Blocks per game	3.7	3.4				
ATTENDANCE	5023	9404				
Home games-Avg/Game	4-1256	3-3135				
Neutral site-Avg/Game	-	0-0				

Score by Periods	1st	2nd	OT	Totals
Pepperdine	258	256	11	525
Opponents	225	280	7	512



2019-20 Pepperdine Men's Basketball
 Pepperdine Points-Rebounds-Assists (as of Jan 25, 2020)
All games



Opponent	Date	Score	00		02		03		04		05		11		14	
			ALTMAN,SED	POLK JR.,D	WEXLER,MIC	ROSS,COLBE	SMITH,JADE	SMITH,KEIT	YOON,JAY							
at California	11/05/19	71-87	L	0-0-0	5-3-2	DNP	19-3-7	6-2-1	0-4-1	DNP						
UC IRVINE	11/09/19	77-73	w	2-1-0	2-1-1	DNP	13-1-8	4-1-2	2-5-2	DNP						
at CSUN	11/12/19	94-82	w	4-0-0	0-2-2	0-0-0	14-6-12	8-3-0	5-3-1	0-0-1						
at Abilene Christian	11/16/19	73-69	w	DNP	7-3-1	DNP	22-2-6	DNP	0-1-0	DNP						
at USC	11/19/19	84-91	L	0-0-0	8-1-1	DNP	38-6-3	6-2-0	DNP	DNP						
SACRAMENTO STATE	11/23/19	72-77	L	0-0-0	3-3-2	DNP	18-4-6	6-2-3	DNP	DNP						
vs Arizona	11/28/19	91-93	L	0-0-0	0-1-1	DNP	20-4-9	15-9-6	DNP	DNP						
vs UCF	11/29/19	65-78	L	2-1-1	8-1-1	DNP	8-3-12	0-4-0	DNP	DNP						
vs Providence	12/01/19	77-80	L	0-2-0	4-3-6	DNP	29-8-3	DNP	DNP	DNP						
IDAHO STATE	12/06/19	77-65	w	11-3-2	8-3-0	DNP	8-1-8	6-5-1	DNP	DNP						
CENTRAL ARKANSAS	12/14/19	92-79	w	6-5-2	7-3-4	DNP	17-7-8	DNP	DNP	DNP	0-0-0					
PORTLAND STATE	12/17/19	77-71	w	6-4-2	3-3-2	DNP	31-1-5	DNP	DNP	DNP	0-0-0					
NORTHERN ARIZONA	12/21/19	75-73	w	4-3-2	0-0-0	DNP	27-5-6	DNP	DNP	DNP	DNP					
at San Jose State	12/28/19	68-83	L	1-7-0	5-2-1	DNP	14-4-11	DNP	DNP	DNP	DNP					
PACIFIC	01/02/20	56-59	L	5-0-0	0-1-3	DNP	15-6-4	DNP	DNP	DNP	DNP					
at Gonzaga	01/04/20	70-75	L	3-0-2	DNP	DNP	24-5-10	DNP	DNP	DNP	DNP					
at San Diego	01/11/20	85-78	w	4-2-0	4-3-4	DNP	22-3-7	DNP	DNP	DNP	DNP					
LOYOLA MARYMOUNT	01/16/20	75-67	w	6-4-1	7-2-0	DNP	20-1-8	DNP	DNP	DNP	DNP					
SAINT MARY'S	01/18/20	69-78	L	4-1-2	2-2-2	DNP	24-7-6	DNP	DNP	DNP	DNP					
at Santa Clara	01/23/20	90-86	w	6-1-2	5-2-2	DNP	24-7-9	DNP	DNP	DNP	DNP					
PORTLAND	01/25/20	80-69	w	8-4-3	7-5-4	DNP	12-7-7	DNP	DNP	DNP	DNP					

Opponent	Date	Score	15		20		25		31		33		34		50	
			EDWARDS,KE	EDWARDS,KA	PERROT,EVE	ZIDEK,JAN	CHAVEZ,SKY	OHIA OBIOH	STORMO,JAC							
at California	11/05/19	71-87	L	18-4-0	4-4-2	DNP	0-0-0	13-2-2	6-4-1	0-2-0						
UC IRVINE	11/09/19	77-73	w	16-6-2	21-10-1	DNP	DNP	13-1-2	2-2-0	2-2-0						
at CSUN	11/12/19	94-82	w	22-15-3	22-5-0	0-0-0	7-0-0	9-0-0	3-2-1	0-0-0						
at Abilene Christian	11/16/19	73-69	w	15-8-0	20-6-0	DNP	4-2-0	5-2-1	0-1-0	0-1-1						
at USC	11/19/19	84-91	L	0-5-0	18-5-0	DNP	0-0-0	10-5-0	4-2-1	0-0-0						
SACRAMENTO STATE	11/23/19	72-77	L	11-11-1	20-8-3	DNP	4-0-0	8-1-1	2-1-1	DNP						
vs Arizona	11/28/19	91-93	L	15-4-1	21-3-1	DNP	0-1-0	20-2-1	0-2-0	DNP						
vs UCF	11/29/19	65-78	L	21-6-1	12-4-0	DNP	4-2-0	10-3-0	0-2-1	DNP						
vs Providence	12/01/19	77-80	L	17-10-2	DNP	DNP	16-3-0	9-3-3	2-2-0	0-2-0						
IDAHO STATE	12/06/19	77-65	w	23-12-0	DNP	DNP	5-2-2	8-4-1	8-6-1	0-1-0						
CENTRAL ARKANSAS	12/14/19	92-79	w	30-12-2	13-8-1	DNP	2-1-0	11-0-1	6-2-1	0-2-0						
PORTLAND STATE	12/17/19	77-71	w	12-9-2	20-12-1	DNP	3-0-0	DNP	2-7-1	DNP						
NORTHERN ARIZONA	12/21/19	75-73	w	9-9-0	14-3-2	DNP	10-1-1	11-1-2	0-0-0	DNP						
at San Jose State	12/28/19	68-83	L	8-5-2	19-6-1	DNP	8-5-2	13-3-1	0-0-0	DNP						
PACIFIC	01/02/20	56-59	L	12-6-0	13-7-3	DNP	8-1-0	3-2-1	0-7-0	DNP						
at Gonzaga	01/04/20	70-75	L	8-7-2	14-10-0	DNP	11-0-0	10-5-0	0-2-0	0-0-0						
at San Diego	01/11/20	85-78	w	8-6-3	23-8-1	DNP	DNP	19-3-1	3-3-0	2-1-2						
LOYOLA MARYMOUNT	01/16/20	75-67	w	12-8-1	13-7-3	DNP	DNP	15-7-0	2-2-0	DNP						
SAINT MARY'S	01/18/20	69-78	L	8-5-0	17-9-1	DNP	DNP	10-1-0	4-2-0	DNP						
at Santa Clara	01/23/20	90-86	w	17-10-2	21-14-3	DNP	DNP	14-4-1	3-3-0	DNP						
PORTLAND	01/25/20	80-69	w	7-7-5	16-8-0	DNP	DNP	24-5-2	6-6-0	DNP						



2019-20 Pepperdine Men's Basketball
 Pepperdine Season/Career Statistics (as of Jan 25, 2020)
All games



SEASON STATISTICS

CAREER STATISTICS

SUMMARY	gp-gs	min/g	fg%	3fg%	ft%	r/g	a/g	stl	blk	pts/g	gp-gs	min/g	fg%	3fg%	ft%	r/g	a/g	stl	blk	pts/g
ROSS, Colbey	21-21	37.2	.395	.333	.873	4.3	7.4	21	4	20.0	87-87	34.3	.432	.382	.850	3.3	6.6	95	14	17.5
EDWARDS, Kameron	19-19	32.7	.445	.333	.761	7.2	1.2	18	9	16.9	92-82	27.8	.443	.335	.689	5.8	1.2	78	34	12.5
EDWARDS, Kessler	21-21	32.6	.500	.440	.763	7.9	1.4	21	32	13.8	55-48	30.7	.469	.393	.736	6.5	1.1	60	66	11.4
CHAVEZ, Skylar	20-20	31.5	.454	.422	.861	2.7	1.0	10	7	11.8	20-20	31.5	.454	.422	.861	2.7	1.0	10	7	11.8
SMITH, Jade'	8-7	21.4	.412	.154	.778	3.5	1.6	9	2	6.4	65-46	23.0	.448	.274	.667	4.4	1.5	82	14	7.1
ZIDEK, Jan	15-1	10.6	.438	.318	.857	1.2	0.3	0	0	5.5	15-1	10.6	.438	.318	.857	1.2	0.3	0	0	5.5
POLK JR., Darryl	20-6	22.6	.519	.400	.950	2.2	2.0	30	0	4.3	53-7	19.9	.412	.333	.821	1.8	1.5	69	3	4.0
ALTMAN, Sedrick	20-6	17.8	.304	.250	.731	1.9	1.0	6	6	3.6	20-6	17.8	.304	.250	.731	1.9	1.0	6	6	3.6
OHIA OBIOHA, Victor	21-3	11.6	.512	.000	.688	2.8	0.4	11	10	2.5	47-4	11.3	.648	.000	.622	2.4	0.3	16	32	3.0
SMITH, Keith	4-1	18.3	.143	.143	1.000	3.3	1.0	4	1	1.8	4-1	18.3	.143	.143	1.000	3.3	1.0	4	1	1.8
STORMO, Jackson	10-0	4.3	.333	.000	.667	1.1	0.3	0	1	0.4	30-0	5.5	.440	.000	.889	1.1	0.2	1	3	1.0
YOON, Jay	3-0	2.7	.000	.000	.000	0.0	0.3	0	0	0.0	11-0	1.7	.000	.000	.000	0.0	0.1	0	0	0.0
WEXLER, Michael	1-0	1.0	.000	.000	.000	0.0	0.0	0	0	0.0	9-0	1.6	.000	.000	.000	0.2	0.0	0	0	0.0
PERROT, Everett	1-0	1.0	.000	.000	.000	0.0	0.0	0	0	0.0	1-0	1.0	.000	.000	.000	0.0	0.0	0	0	0.0

SCORING	fg-fga	fg%	3fg-fga	3fg%	ft-fta	ft%	pts	pts/g	fg-fga	fg%	3fg-fga	3fg%	ft-fta	ft%	pts	pts/g
ROSS, Colbey	128-324	.395	46-138	.333	117-134	.873	419	20.0	458-1059	.432	150-393	.382	460-541	.850	1526	17.5
EDWARDS, Kameron	117-263	.445	20-60	.333	67-88	.761	321	16.9	422-953	.443	54-161	.335	255-370	.689	1153	12.5
EDWARDS, Kessler	99-198	.500	33-75	.440	58-76	.763	289	13.8	221-471	.469	83-211	.393	103-140	.736	628	11.4
CHAVEZ, Skylar	79-174	.454	46-109	.422	31-36	.861	235	11.8	79-174	.454	46-109	.422	31-36	.861	235	11.8
SMITH, Jade'	21-51	.412	2-13	.154	7-9	.778	51	6.4	179-400	.448	29-106	.274	76-114	.667	463	7.1
ZIDEK, Jan	28-64	.438	14-44	.318	12-14	.857	82	5.5	28-64	.438	14-44	.318	12-14	.857	82	5.5
POLK JR., Darryl	28-54	.519	10-25	.400	19-20	.950	85	4.3	70-170	.412	28-84	.333	46-56	.821	214	4.0
ALTMAN, Sedrick	24-79	.304	5-20	.250	19-26	.731	72	3.6	24-79	.304	5-20	.250	19-26	.731	72	3.6
OHIA OBIOHA, Victor	21-41	.512	0-0	.000	11-16	.688	53	2.5	57-88	.648	0-0	.000	28-45	.622	142	3.0
SMITH, Keith	2-14	.143	1-7	.143	2-2	1.000	7	1.8	2-14	.143	1-7	.143	2-2	1.000	7	1.8
STORMO, Jackson	1-3	.333	0-0	.000	2-3	.667	4	0.4	11-25	.440	0-0	.000	8-9	.889	30	1.0
YOON, Jay	0-2	.000	0-0	.000	0-0	.000	0	0.0	0-2	.000	0-0	.000	0-0	.000	0	0.0
WEXLER, Michael	0-0	.000	0-0	.000	0-0	.000	0	0.0	0-1	.000	0-0	.000	0-0	.000	0	0.0
PERROT, Everett	0-0	.000	0-0	.000	0-0	.000	0	0.0	0-0	.000	0-0	.000	0-0	.000	0	0.0

TOTALS	o-reb	d-reb	t-reb	pf	fo	ast	to	a/to	o-reb	d-reb	t-reb	pf	fo	ast	to	a/to
ROSS, Colbey	13	78	91	46	0	155	91	1.7	36	250	286	216	4	573	326	1.8
EDWARDS, Kameron	35	102	137	55	3	23	44	0.5	158	371	529	232	7	106	177	0.6
EDWARDS, Kessler	57	108	165	49	1	29	31	0.9	100	257	357	129	4	62	79	0.8
CHAVEZ, Skylar	13	41	54	43	1	20	22	0.9	13	41	54	43	1	20	22	0.9
SMITH, Jade'	7	21	28	27	1	13	8	1.6	86	198	284	192	9	99	97	1.0
ZIDEK, Jan	7	11	18	18	1	5	5	1.0	7	11	18	18	1	5	5	1.0
POLK JR., Darryl	9	35	44	39	1	39	17	2.3	17	79	96	90	4	80	42	1.9
ALTMAN, Sedrick	10	28	38	56	2	19	21	0.9	10	28	38	56	2	19	21	0.9
OHIA OBIOHA, Victor	23	35	58	43	1	8	13	0.6	37	74	111	94	1	14	25	0.6
SMITH, Keith	3	10	13	6	0	4	7	0.6	3	10	13	6	0	4	7	0.6
STORMO, Jackson	4	7	11	5	0	3	5	0.6	10	24	34	18	0	6	14	0.4
YOON, Jay	0	0	0	4	0	1	0	0.0	0	0	0	5	0	1	1	1.0
WEXLER, Michael	0	0	0	0	0	0	0	0.0	0	2	2	1	0	0	1	0.0
PERROT, Everett	0	0	0	0	0	0	0	0.0	0	0	0	0	0	0	0	0.0



2019-20 Pepperdine Men's Basketball Pepperdine Team Game-by-Game Comparison (as of Jan 25, 2020) All games



Opponent	1st	2nd	Score	Mar	Total FG	FG Pct	3-Pointers	3FG Pct	Free Throws	FT Pct	Rebounds	Assist	T/Over	Block	Steal	Fouls
California	37/35	34/52	71-87	(16)	26-70/31-54	.371/.574	10-29/10-19	.345/.526	9-9/15-18	1000/.833	30/38 (8)	16/12	9/12	4/1	3/4	14/13
UC IRVINE	38/41	39/32	77-73	+4	24-56/26-56	.429/.464	9-23/5-16	.391/.313	20-25/16-24	800/.667	32/37 (5)	18/16	11/13	2/2	5/8	19/20
CSUN	37/27	57/55	94-82	+12	31-63/26-56	.492/.464	13-28/13-24	.464/.542	19-23/17-28	826/.607	36/29 +7	20/15	14/16	4/1	6/5	24/22
Abilene Christian	34/26	39/43	73-69	+4	23-51/20-50	.451/.400	7-21/5-18	.333/.278	20-23/24-33	870/.727	30/32 (2)	9/9	17/16	1/0	9/10	22/20
USC	37/44	47/47	84-91	(7)	30-64/28-59	.469/.475	9-22/7-20	.409/.350	15-18/28-34	833/.824	28/38 (10)	5/22	12/14	1/5	8/6	22/14
SACRAMENTO STATE	34/23	38/54	72-77	(5)	23-58/24-56	.397/.429	8-17/5-15	.471/.333	18-20/24-33	900/.727	31/42 (11)	17/15	17/16	5/2	6/10	23/14
Arizona	42/42	49/51	91-93	(2)	30-59/34-56	.508/.607	13-27/11-20	.481/.550	18-19/14-24	947/.583	27/30 (3)	19/22	15/17	1/3	6/6	20/20
UCF	32/31	33/47	65-78	(13)	23-57/29-56	.404/.518	5-24/8-20	.208/.400	14-16/12-18	875/.667	28/38 (10)	16/16	15/16	3/3	7/8	17/18
Providence	31/38	46/42	77-80	(3)	26-60/27-57	.433/.474	9-22/6-18	.409/.333	16-23/20-27	696/.741	34/39 (5)	14/16	12/16	3/1	5/8	20/24
IDAHO STATE	33/34	44/31	77-65	+12	30-65/22-53	.462/.415	1-17/6-20	.059/.300	16-17/15-24	941/.625	39/32 +7	15/10	14/19	2/4	10/7	21/21
CENTRAL ARKANSAS	42/34	50/45	92-79	+13	30-67/26-66	.448/.394	8-24/11-32	.333/.344	24-27/16-20	889/.800	43/39 +4	19/19	12/14	8/5	6/4	20/29
PORTLAND STATE	32/38	45/33	77-71	+6	28-67/23-60	.418/.383	5-16/12-26	.313/.462	16-22/13-19	727/.684	43/40 +3	13/15	14/16	3/6	10/9	17/25
NORTHERN ARIZONA	37/42	38/31	75-73	+2	25-50/26-57	.500/.456	9-24/10-22	.375/.455	16-18/11-13	889/.846	27/28 (1)	13/15	12/13	5/1	6/9	11/20
San Jose State	32/42	36/41	68-83	(15)	24-65/29-68	.369/.426	8-25/13-34	.320/.382	12-15/12-16	800/.750	43/42 +1	18/19	13/7	4/4	2/8	19/17
PACIFIC	34/31	22/28	56-59	(3)	15-56/20-47	.268/.426	6-29/6-16	.207/.375	20-24/13-18	833/.722	36/34 +2	11/13	11/16	3/8	8/4	15/21
Gonzaga	37/37	33/38	70-75	(5)	28-64/28-57	.438/.491	7-20/5-18	.350/.278	7-9/14-21	778/.667	30/36 (6)	14/18	15/17	3/3	7/11	17/13
San Diego	35/24	50/54	85-78	+7	25-53/27-64	.472/.422	11-20/7-20	.550/.350	24-32/17-22	750/.773	29/35 (6)	18/15	11/12	2/2	3/3	21/22
LOYOLA MARYMOUNT	36/32	39/35	75-67	+8	22-47/25-61	.468/.410	11-23/6-22	.478/.273	20-24/11-15	833/.733	34/32 +2	13/14	17/12	3/3	6/7	17/22
SAINT MARY'S	35/43	34/35	69-78	(9)	26-56/29-56	.464/.518	4-20/9-17	.200/.529	13-17/11-16	765/.688	29/31 (2)	11/11	7/7	5/2	1/3	16/20
Santa Clara	40/34	39/45	90-86	+4	30-69/33-73	.435/.452	11-24/9-31	.458/.290	19-27/11-16	704/.688	43/42 +1	19/22	11/15	6/4	6/6	17/24
PORTLAND	41/24	39/45	80-69	+11	29-70/27-59	.414/.458	13-36/7-24	.361/.292	9-16/8-12	563/.667	46/34 +12	21/18	10/15	4/2	10/4	19/17

Note: Game totals are displayed in the format TEAM/OPPONENT for each category

