




The 2019 BYU Football Almanac provides local and national media a look at BYU's program in preparation for the 2019 football season. For more information visit BYUCougars.com or contact BYU's football media relations staff at 801-422-8948.



TABLE OF CONTENTS

3	Quick Facts	86	All-American Quarterbacks
4	ESPN and BYUtv	87	3,000 Club
5	BYU in the National Statistics	88-93	Major Award Winners
6-7	2019 Preview	94	Polynesian Pipeline
8-9	2019 Offense/Defensive Outlook	95	Tight End Tradition
10	Returning starters and stats	96-97	College Football Hall of Fame Inductees
11	2019 Projected Depth Chart	98-100	All-Americans
12-14	2019 Rosters	101	Academic All-Americans
15	2019 Recruiting Class and Newcomers	102-103	All-Conference Selections
16-31	Returning Player Bios	104	Conference History
32	Head Coach Kalani Sitake	105-106	BYU and the NFL
33-39	BYU Football Staff	107	Players in the Super Bowl
40	BYU Athletic Administration	108-109	NFL Draft
41-42	Brigham Young University	110-117	Year-by-Year Results
43	Mission Service	118-119	50-Year Results and Rankings
44	Cougar Club	120	All-Time Opponent W/L Record
45-46	LaVell Edwards Stadium	121-134	Bowl History
47	Facilities	135-141	Lettermen
48-52	2019 Schedule and Opponent Outlooks	142-145	Yearly Leaders
53	2019 Bowl Games	146-160	Individual Records
54	2019 Opponent Game-by-Game History	161-164	NCAA Rankings and Records
55	2018 Season Review	165-182	Team Season Records
56-68	2018 Game-by-Game	183-189	Team Game Records
69	2018 Award Winners	190-191	Media Services
70-79	2018 Statistics	192	Media Partners
80-81	150 Years of College Football and BYU		
82-83	1984 National Championship		
84-85	LaVell Edwards		



For the most up-to-date information on the Cougars, please visit BYUCougars.com

UNIVERSITY INFORMATION

Location	Provo, Utah
Founded	Oct. 15, 1875
Elevation	4,553 feet
Enrollment	33,633
Nickname	Cougars
Mascot	Cosmo
Colors	Blue and White
Stadium	LaVell Edwards Stadium (63,470)
Surface	Natural Grass
President	Kevin J Worthen
Athletics Director	Tom Holmoe

PROGRAM HISTORY

National Championships	1 (1984)
Conference Championships	23 (last 2007)*
Bowl Appearances	36
Bowl Record	15-20-1
Last Bowl Appearance	2018 Potato Bowl W, 49-18 vs. WMU
Last Bowl Victory	same
2018 record	7-6
First Year of Football	1922
All-time Record	575-421-26 (.575)
All-time Home Record	314-142-6 (.686)
All-time Road Record	233-253-19 (.480)
All-time Neutral Record	28-26-1 (.518)
All-time Independent Record	63-41 (.602)
Stadium Record	241-77 (.758)
<i>*Independent since 2011</i>	

MEDIA RELATIONS

FB Media Relations Director	Brett Pyne
Office Phone	801-422-4912
Cell Phone	801-367-1631
FB Media Relations Asst. Dir.	Kenny Cox
Office phone	801-422-5202
Cell Phone	801-420-7703
Football Graduate Assistant	Ari Davis
Cell Phone	801-243-8269
Office Number	801-422-8999
Media Relations Main Office	801-422-8948
Edwards Stadium Press Box	801-422-2609
Website	www.byucougars.com
Twitter	BYUCougars, BYUFootball, BYUGameNotes BYUCougarsPR
Facebook	BYUFootball
Address	30 SFH; Provo, UT 84602

FOOTBALL STAFF

Head Coach	Kalani Sitake (BYU '00)
Seasons	Entering fourth year
Career Record	20-19
Record at BYU	same
Assistant HC/Sp. Tms Coordinator/LB	Ed Lamb (BYU '96)
Offensive Coordinator	Jeff Grimes (UTEP '91)
Defensive Coordinator/DL	'Ilaia Tiaki (SUU '06)
Pass Game Coordinator/QB	Aaron Roderick (BYU '98)
Offensive Line	Eric Mateos (SW Baptist '11)
Running Backs	AJ Steward (Kansas '12)
Receivers	Fesi Sitake (SUU '11)
Tight Ends	Steve Clark (BYU '92)
Cornerbacks	Jernaro Gilford (BYU '04)
Safeties	Preston Hadley (BYU '13)
Head FB Strength & Conditioning	Nu'u Tafisi (Cal '06)
Strength & Conditioning Assistant	Justin McClure
Strength & Conditioning Assistant	AJ Middleton
Football Analyst (Offense)	Blair Peterson
Football Analyst (Defense)	Matt Ah You
Football Analyst (Defense)	Vince Feula
Football Analyst (Defense, Sp. Tms.)	Randy Coy
Defensive Graduate Assistant	Manase Tonga
Defensive Graduate Assistant	Gavin Fowler
Offensive Graduate Assistant	Harvey Unga
Offensive Graduate Assistant	Spencer Patterson
Director of Operations	Jon Swift
Community Relations Coordinator	Jack Damuni
Support Services Coordinator	Jasen Ah You
Player Develop./OnCampus Recruiting	Tasha Bell
Player Personnel Coordinator	Alema Fitisemanu
Football Equipment Manager	Mick Hill
Video and Technology Coordinator	Brayden Woodall
Head Football Trainer	Steve Pincock
Sports Medicine Rehab Coordinator	Brett Mortensen
Director Student Athlete Life	
and Learning Center	
Football Academic Advisor	Trevor Wilson
	Jim Hamblin

TEAM INFORMATION

Defense	Multiple
Offense	Multiple
Total lettermen RET. (R)/LOST (L)	57/24
Offensive Lettermen R/L	22/11
Defensive Lettermen R/L	31/11
Specialist Lettermen R/L	4/2
Starters R/L	18/4
Offensive Starters R/L	9/2
Defensive Starters R/L	8/3
Returning players with starting experience	32
Offensive players returning with starting experience	17
Defensive players returning with starting experience	15



As an FBS Independent, BYU attracts national exposure and national schedule

As an FBS independent, BYU annually plays a national schedule featuring teams from the top conferences and is one of the nation's most showcased programs in national television games.

BYU enters its ninth season of independence in 2019 as the only school with an exclusive television partnership with ESPN. After making the announcement on Sept. 1, 2010, BYU started competing as an independent in 2011 while also beginning a new partnership with ESPN to televise Cougar football home games on the sports leader's family of networks.

No. 17 FOR MOST NATIONAL TV GAMES SINCE 2011

74 PERCENT of BYU's games have been featured on national television since 2011

78 GAMES in past eight seasons on an ESPN network

10 GAMES in 2018 on one of the ESPN networks

"BYU is nationally recognized as an outstanding university and for the history and tradition of its premier athletic programs," said Burke Magnus, ESPN executive vice president, programming and scheduling. "Once BYU decided to chart an independent course for football, we both recognized it is a good opportunity to build and grow our strong 30-year relationship. With this agreement, college football fans around the country will see the quality and pageantry of BYU as well as the passion and enthusiasm of its supporters."

National Television Exposure

One of the most important goals in becoming an independent was the opportunity for more national exposure for the university and football program.

As an independent, BYU has had 78 games over the past eight seasons on one of the ESPN networks. Last year, 10 of BYU's 13 games were broadcast on one of the ESPN networks, including five games on ESPN2, two on ESPN, one on ABC, and one on ESPNU along with ESPN3 also carrying a game televised by BYUtv.

In addition to ESPN, BYU is consistently one of the teams featured the most on any national television channel (70+ million households). The Cougars are ranked 17th in the country and No. 3 in the West after USC and Stanford for the most national TV games since going independent in 2011. In that span, 74 percent of BYU's games have been featured on a national TV channel.

Every BYU home football game will be televised to a live national audience on the ESPN family of networks or BYUtv. Each year, a minimum of three BYU home games are carried on ESPN, ESPN2 or ABC while additional home games can be televised on those networks or on ESPNU.

At least one BYU game each season is also televised live on BYUtv, which in its own right offers a national reach of 60 million households. Additionally, BYU fans are able to view same-day rebroadcasts on BYUtv of every home game and any away game to which ESPN has the rights through conference agreements with the host school.

Challenging National Schedules

Through independence BYU has sought better access for the Cougars' national fan base and the opportunity to schedule high-profile opponents.

Considered a Power-5 opponent by the nation's top conferences, BYU plays a challenging Power 5-quality schedule as an independent with matchups against some of the best teams from all across the country. In 2018, 10 of BYU's 13 opponents achieved a winning record while six of those teams earned a top-25 ranking at some point during the season and four finished the regular season nationally ranked.

Since its first season as an independent in 2011, BYU has played teams from the SEC, Big 12, Big Ten, Pac-12, ACC, American, Conference USA, Mid-American, Mountain West, Western Athletic Conference, and fellow independents Notre Dame, UMass and New Mexico State. Among future games already announced, the Cougars boast upcoming matchups with Power 5 programs such as Tennessee, Missouri, Arkansas, Michigan State, Minnesota, Baylor, Virginia, Virginia Tech, NC State, USC, Oregon, Stanford, Cal, Washington, Washington State, Arizona, Arizona State and Utah, among others.

Additional BYU Football Programming on BYUtv

In addition to live game broadcasts on ESPN and BYUtv, BYU is the only school in the country with nationally televised live 60-minute pregame and 30-60-minute postgame shows before and after every game—home or away. With the pregame and postgame shows, BYUtv brings Cougar fans a live perspective on the game that they can't get anywhere else.

BYUtv also produces daily and weekly BYU-centric sports shows, including the Kalani Sitake Coach's Show, as well as additional BYU football specials throughout the year to highlight events such as National Letter of Intent Day, BYU spring football, BYU Pro Day and the annual BYU Football National Media Day in late June, which also includes live programming on ESPN3.

BYUtv and BYU Radio/Sirius XM 143 simulcast a daily news show—BYU Sports Nation—that airs live each weekday from noon-1 p.m. ET/10-11 a.m. MT from Studio B at the BYU Broadcasting Building in Provo. The latest news and information about BYU sports are discussed each day by hosts Jarom Jordan and Spencer Linton. During the football season BYUtv also features a weekly one-hour show—After Further Review—where host Dave McCann and a panel of experts provide in-depth analysis of the tactics, plays, and touchdowns of every BYU football game.

BYUtv, available in 60 million North American homes, is on the basic tier of both Dish and DirectTV and is carried by more than 800 cable systems. The network has its own state-of-the-art production building on BYU's campus and a top-of-the-line HD truck that allow BYUtv to televise every game in HD.




Over the past 10 seasons, BYU has been successful in many statistical categories in all three facets of the game — offense, defense and special teams. See below where BYU has ranked in the top 25 in some of the major categories in college football

2018

#1 field goal percentage defense	#13 kickoff return defense	#24 scoring defense
#2 fewest 40+yard plays allowed	#15 punt return defense	
#6 fewest 20+yard plays allowed	#18 total defense	
#6 fewest 30+yard plays allowed	#22 pass efficiency defense	
#10 fewest 10+yard plays allowed	#23 red zone touchdown %	

2017

#1 blocked kicks allowed	#18 fewest penalties per game
#4 tackles for loss allowed	#19 fewest penalty yards
#11 net punting	#21 fewest penalties
#11 punt return defense	#22 kickoff return defense
#15 fewest penalty yards per game	

2016

#2 turnovers gained	#8 defensive touchdowns	#14 scoring defense
#3 red zone offense	#9 rushing defense	#14 fourth-down %
#4 interceptions	#10 red zone defense	#18 time of possession
#6 punt return defense	#12 third-down %	#24 first downs defense
#7 turnover margin	#13 blocked kicks	#25 TFL allowed

2015

#1 blocked kicks	#9 team tackles for loss	#23 total defense
#2 blocked punts	#19 team pass efficiency defense	#23 interceptions
#4 red zone offense	#21 passing offense	#23 red zone defense
#6 team sacks		#25 defensive TDs

2014

#1 blocked kicks allowed	#15 first-down offense	#19 blocked kicks
#1 blocked punts allowed	#16 blocked punts	#20 rushing defense
#10 net punting	#17 fourth-down conversion %	
#14 scoring offense	#18 kick return defense	

2013

#14 total offense	#14 fourth-down defense
#10 rushing offense	#11 kickoff returns
#16 pass efficiency defense	#17 first-down offense
#22 scoring defense	#10 blocked kicks

2012

#1 third-down defense	#3 total defense	#7 fourth-down conversion %
#2 red zone defense	#4 first downs defense	#10 passing defense
#3 rush defense	#5 kicks/punts blocked	#11 pass breakups
#3 scoring defense	#6 punting average	#16 time of possession

2011

#5 third-down conversion %	#14 kickoff average	#22 scoring defense
#8 red zone defense	#15 pass efficiency defense	#24 time of possession
#11 pass breakups	#19 rushing defense	#25 punt return average
#13 total defense	#19 first downs per game	

2010

#15 red zone efficiency
#17 punt return defense
#21 third-down conversion %
#22 first-down defense

#23 pass defense
#24 total defense

2009

#1 third-down conversion %	#15 first down offense	#21 rushing defense
#3 passing efficiency	#16 red zone efficiency	
#8 tackles for loss allowed	#17 passing offense	
#11 scoring offense	#21 total offense	



2019 SEASON PREVIEW

The 2018 campaign put BYU on track for 2019 with a winning season, highlighted by a dominant bowl victory and a road win for the ages over No. 6 Wisconsin. With 32 players with starting experience forming a deep core of talented players, the Cougars are ready to put their mark on college football's 150th anniversary season.

BYU will face yet another tough schedule in 2019, featuring four consecutive games against Power 5 competition to open the year – the only school in college football to embark on such a task. Those four games start with rival Utah to open the season at LaVell Edwards Stadium, a trip to SEC country to match up with Tennessee and back-to-back games in Provo against USC and Washington of the Pac-12.

Road trips to Toledo and USF finish off the first half of the schedule before a homecoming date with Boise State in October. The Cougars will travel to Logan this year for Utah State before returning home for games against Liberty and FCS foe, Idaho State. BYU wraps up the last two weeks of the regular season with coast-to-coast road games UMass in Amherst and an old friend from the Mountain West and WAC days in San Diego State.

The Cougars also have four trips to the eastern time zone and three matchups against teams who finished the year nationally ranked — Washington, Utah and Boise State.

The season wastes no time getting interesting, hosting the University of Utah at LaVell Edwards Stadium in a Thursday-night game on August 29. The Utes won the Pac-12 South Division last year and rallied from down 27-7 late in the third quarter to beat the Cougars 35-27 in last year's game in Salt Lake City. Utah returns several key pieces, including starters at quarterback, running back, wideout, defensive line and in the secondary, and are expected to compete for the Pac-12 title again.

In week two, the Cougars travel to Knoxville, Tennessee, for a first-ever meeting with the University of Tennessee Volunteers at Neyland Stadium—home to a capacity crowd of 102,455—the fourth largest NCAA football stadium. A young Vols team finished 5-7 last year but return most of the same squad and will pose a serious challenge as a traditional SEC power for BYU on the road.

USC visits Provo for the second time in the program's history on Sept. 14. In the last meeting in 2004, a Trojan team featuring Heisman winners Matt Leinart and Reggie Bush breezed by the Cougars 42-10. USC hasn't had quite the same success in recent years and BYU will be looking to make a statement against one of the most talented teams in the country.





The Washington Huskies return a game at LaVell Edwards Stadium after defeating BYU 35-7 last season in Seattle. The Huskies went on to win the Pac-12 and play in the Rose Bowl and finished the year ranked No. 13. Washington has won at least 10 games each of the past three seasons. In their last visit to Provo, BYU defeated the Huskies 23-17 in 2010.

BYU returns a game to the Glass Bowl against Toledo on Sept. 28. The Rockets played in Provo back in 2016 in one of the wildest games in recent memory. Jamaal Williams ran for a school-record 286 yards and five touchdowns and the Cougars needed every bit of his performance to beat Toledo in a 55-53 shootout.

The first of two bye weeks comes the first week of October, allowing BYU to get ready for one of its longest road trips of the year to Tampa, Florida, to take on USF of the American Athletic Conference. The Bulls went 7-6 last season and return their quarterback and a pair of talented running backs. The trip to Tampa will also give the Cougars another opportunity to play in an NFL stadium, Raymond James Stadium, the shared home of USF and the Tampa Bay Buccaneers.

The annual homecoming game on October 19 welcomes Boise State to LaVell Edwards Stadium. The regional rivalry continues to be one of the most intriguing matchups of the year. Last year the Broncos narrowly escaped a last-second comeback from the Cougars as the potential game-winning drive stopped two yards short on the final play on the blue turf to preserve Boise State's 21-16 win. The Broncos went on to a No 23 final ranking in the AP Poll.

A rare second bye week concludes the month of October before a Nov. 2 game in Logan against Utah State. The Aggies ran away with a victory last year, beating the Cougars 45-20 in Provo and finished with a No. 22 ranking.

Back-to-back home games against Liberty and Idaho State of the FCS follow before another cross-country trip to UMass on Nov. 23. Unlike last year's game at Gillette Stadium, home of the New England Patriots, BYU will play in Amherst at the Minutemen's home stadium.

The 2019 regular season concludes with a renewed rivalry against San Diego State. The two schools had previously played 36 times, including several matchups as members of the WAC and MWC. BYU last faced the Aztecs in the 2012 Poinsettial Bowl and won 23-6.

This year, BYU is contracted to play in the 2019 Hawai'i Bowl on Dec. 24 if not selected to the College Football Playoff or a New Year's Six game. The Cougars played in the 1992 Aloha Bowl vs. Kansas and are no stranger to games on the islands, having played in Aloha Stadium 21 times against Hawai'i.

BYU returns nine starters among 17 players with starting experience on offense and eight starters among 15 players with starting experience on defense. After a young core got experience last season the 2019 group will look to take another step forward in the fall.



OFFENSIVE RETURNERS (alphabetical)

QUARTERBACK

10	CRITCHLOW, Joe	R-So.	6-4	215
3	HALL, Jaren	R-Fr.	6-1	205
13	ROMNEY, Baylor	R-Fr.	6-2	193
1	WILSON, Zach	So.	6-3	201

RUNNING BACK

25	ALLGEIER, Tyler	R-Fr.	5-11	215
23	FINAU, Stone	R-Fr.	5-11	190
34	FONUA, Kavika	R-Jr.	6-0	205
7	HOGUE, Beau	R-Sr.	6-1	210
4	KATOA, Lopini	R-So.	6-1	210
36	PYPER, Morgan	R-So.	6-2	202

TIGHT END

89	BUSHMAN, Matt	Jr.	6-5	245
42	GRIFFITTS, Kyle	R-Jr.	6-3	230
80	HEAPS, Nate	R-So.	6-4	260
17	LAULU-PUTUTAU, Moroni	R-Sr.	6-5	245
45	MCFARLAND, Darius	R-Fr.	6-2	245
85	TUIPULOTU, Hank	R-Fr.	6-3	240

WIDE RECEIVER

85	COSPER, Brayden	R-Fr.	6-3	215
15	GRIFFITTS, Hayden	R-Jr.	6-2	205
33	HARRIS, Koy	R-Fr.	6-1	175
15	HIFO, Alewa	Sr.	5-10	187
83	LOTULELEI, Inoke	R-Jr.	5-9	190
82	MILNE, Dax	So.	6-0	187
2	PAU'U, Neil	Jr.	6-4	220
18	ROMNEY, Gunner	So.	6-3	188
21	SHUMWAY, Talon	R-Sr.	6-3	212
13	SIMON, Micah	R-Sr.	6-1	195
37	WHETZEL, Austin	R-Jr.	5-11	175

OFFENSIVE LINE

65	ATAGI, Ethan	R-Fr.	6-5	330
56	BARRINGTON, Clark	R-Fr.	6-6	301
67	CHRISTENSEN, Brady	R-So.	6-6	295
66	EMPEY, James	R-So.	6-4	300
68	GENTRY, JT	R-Fr.	6-5	287
77	HERRING, Chandon	R-Jr.	6-7	306
69	HOGUE, Tristen	R-Jr.	6-5	306
78	LaCHANCE, Harris	R-Fr.	6-8	305
74	LONGSON, Kieffer	R-Jr.	6-7	311
87	PULSIPHER, Addison	R-Sr.	6-5	280
61	SALEAPAGA, Keanu	R-So.	6-6	310
59	SHOAF, Thomas	R-Sr.	6-5	290
79	SMITH, Jacob	R-Fr.	6-5	301



ZACH WILSON • QB • 6-3 • 201 • DRAPER, UT • SO.

- Started final seven games in 2018
- Perfect 18 for 18 for 317 yards and 4 TDs in bowl game
- Completed 66 percent of passes for 1,578 yards and 12 TDs
- 2019 Players to Watch List Touchdown Club of Columbus

YEAR	GP	EFFIC	COMP	ATT	YDS	Y/A	PCT	LNG	INT	TD
2018	9	157.23	120	182	1578	8.76	65.9	70	3	12
TOTAL	9	157.23	120	182	1578	8.76	65.9	70	3	12



LOPINI KATOA • RB • 6-1 • 210 • AMERICAN FORK, UT • R-SO.

- Led team with 423 rushing yards and 8 rushing TDs
- Added 20 receptions, 114 yards and 1 touchdown
- Played in 11 games with two starts
- Averaged 5.6 yards per carry

YEAR	GP	REC	YDS	Y/R	LNG	TD	ATT	YDS	Y/A	LNG	TD
2018	11	20	114	5.70	27	1	76	423	5.57	50	8
TOTAL	11	20	114	5.70	27	1	76	423	5.57	50	8



MATT BUSHMAN • TE • 6-5 • 245 • TUCSON, AZ • JR.

- Led team with 29 receptions, 511 yards and had two TDs
- No. 1 among FBS tight ends with 17.62 yards per catch
- First BYU tight end with back-to-back 500-yard seasons since Dennis Pitta in 2008-2009

YEAR	GP	REC	YDS	Y/R	LNG	TD
2017	13	49	520	10.61	37	3
2018	13	29	511	17.62	39	2
TOTAL	26	78	1031	13.22	39	5



MORONI LAULU-PUTUTAU • TE • 6-5 • 245 • HYRUM, UT • R-SR.

- Played in first five games before injury in 2018
- Posted 14 receptions, 120 yards and 1 touchdown
- Has 47 career receptions for 509 yards and 4 scores
- Played in 30 career games

YEAR	GP	REC	YDS	Y/R	LNG	TD
2015	12	6	112	18.67	54	1
2016	13	27	277	10.26	19	2
2018	5	14	120	8.57	31	1
TOTAL	30	47	509	10.83	54	4



ALEWA HIFO • WR • 5-10 • 187 • MENIFEE, CA • SR.

- Appeared in all 13 games with nine starts
- No. 2 on the team with 28 receptions, 358 yards and 2 TDs
- Threw, caught and ran for touchdowns last season
- Added 30 runs for 129 yards and 2 touchdowns

YEAR	GP	REC	YDS	Y/R	LNG	TD
2016	13	11	58	5.27	13	0
2017	13	37	437	11.81	46	2
2018	13	28	358	12.79	70	2
TOTAL	39	76	853	11.22	70	4



MICAH SIMON • WR • 6-1 • 195 • DALLAS, TX • R-SR.

- Played in 27 games
- Caught 27 balls for 493 yards and 3 scores in career
- Team captain in 2018
- Also had seven tackles on special teams last year

YEAR	GP	REC	YDS	Y/R	LNG	TD
2015	2	0	0	0	0	0
2017	13	27	386	14.30	50	3
2018	12	12	107	8.92	20	0
TOTAL	27	39	493	12.64	50	3



JAMES EMPEY • OL • 6-4 • 300 • AMERICAN FORK, UT • R-SO.

- Started every game at center as a redshirt freshman
- Named to 2018 FWAA Freshman All-America Team
- Pro Football Focus graded as No. 1 freshman center in FBS
- BYU's highest graded offensive lineman in 2018



DEFENSIVE RETURNERS (alphabetical)

DEFENSIVE LINE

97	CHAMBERS, Austin	R-Jr.	6-5	300
99	DAWE, Zac	R-Jr.	6-4	265
93	EL-BAKRI, Bracken	R-Jr.	6-3	287
55	FAUATEA, Lorenzo	R-So.	6-4	305
90	KAUFUSI, Devin	So.	6-7	255
21	LATU, Hirkley	R-Fr.	6-3	240
58	LEIATAUA, Uriah	R-Jr.	6-4	255
62	MAHE, Atunaia	R-Fr.	6-2	307
88	NWIGWE, JJ	R-Sr.	6-5	265
52	PILI, Trajan	R-Sr.	6-2	260
57	TOFA, Alden	R-So.	6-4	260
95	TONGA, Khyiris	Jr.	6-4	330
51	TUILOMA, Jeddy	R-So.	6-1	290
91	TUIOTI-MARINER, Earl	R-So.	6-4	290

LINEBACKER

3	AH YOU, Chaz	So.	6-2	205
23	ANDERSON, Zayne	R-Sr.	6-2	215
17	CRIDDLE, Matthew	R-So.	6-1	205
39	JENSEN, Drew	R-Fr.	6-2	217
53	KAUFUSI, Isaiah	R-Jr.	6-2	219
47	KAUFUSI, Jackson	R-Fr.	6-2	224
43	LOLOHEA, AJ	R-So.	6-3	235
41	PILI, Keenan	R-Fr.	6-3	222
31	TOOLEY, Max	R-Fr.	6-2	225
49	WILGAR, Payton	R-Fr.	6-3	235

SAFETY

5	GHANWOLOKU, Dayan	R-Sr.	5-11	201
24	KAFENTZIS, Austin	R-Sr.	6-1	200
2	LEE, Austin	R-Sr.	6-0	200
20	MCCHESENEY, Austin	R-Jr.	6-1	180
28	POWELL, Sawyer	R-Sr.	6-1	200
1	WARNER, Troy	Sr.	6-1	202
12	MOORE, Malik	So.	6-1	185

CORNERBACK

30	ELLIS, Keenan	R-So.	6-0	175
11	HERRON, Isaiah	R-Fr.	6-1	175
39	KAPISI, Jared	R-Jr.	6-0	195
36	MANDELL, D'Angelo	So.	6-0	185
43	PRICE, Mitchell	R-So.	6-0	189
32	WILCOX, Chris	Sr.	6-2	200

SPECIALISTS

98	HARRIS, Mitch (LS)	R-Sr.	6-4	219
19	JONES, Danny (P)	R-Jr.	6-4	245
38	OLDROYD, Jake (K)	So.	6-1	195
20	SOUTHAM, Skyler (K)	So.	6-0	200



KHYIRIS TONGA • DL • 6-4 • 330 • WEST VALLEY, UT • JR.

- Started eight of 13 games in 2018
- Totaled 30 tackles
- 4.5 tackles for loss and 2.0 sacks
- Had two pass breakups and blocked a kick last year

YEAR	GP	SOLO	AST	TOT	TFL/Y	NO	YDS	INT	YDS	TD	FF	FR	YDS	QBH	PBU
2017	13	9	10	19	4 / 17	2	12	0	0	0	1	0	0	0	3
2018	13	20	10	30	4.5 / 20	2	14	0	0	0	0	0	0	1	2
TOTAL	26	29	20	49	8.5 / 37	4	26	0	0	0	1	0	0	1	5



ZAYNE ANDERSON • LB • 6-2 • 215 • STANSBURY PARK, UT • R-SR.

- Team captain in 2018
- Posted 36 tackles in just four games
- Redshirted the 2018 season after injury
- Had one interception against Wisconsin

YEAR	GP	SOLO	AST	TOT	TFL/Y	NO	YDS	INT	YDS	TD	FF	FR	YDS	QBH	PBU
2015	8	3	0	3	0 / 0	0	0	0	0	0	0	0	0	0	0
2016	13	6	5	11	0 / 0	0	0	0	0	0	0	1	0	0	0
2017	12	41	20	61	0 / 0	0	0	2	27	0	3	1	0	0	2
2018	4	23	13	36	1 / 2	0	0	1	12	0	0	0	0	0	1
TOTAL	37	73	38	111	1 / 2	0	0	3	39	0	3	2	0	0	3



ISAIAH KAUFUSI • LB • 6-2 • 219 • COTTONWOOD HEIGHTS, UT • R-JR.

- Started six of 11 games played last season
- Had 50 total tackles
- Recorded 6.0 tackles for loss
- Two interceptions and four pass breakups

YEAR	GP	SOLO	AST	TOT	TFL/Y	NO	YDS	INT	YDS	TD	FF	FR	YDS	QBH	PBU
2017	11	5	6	11	0 / 0	0	0	0	0	0	0	0	0	0	0
2018	11	30	20	50	6 / 14	1	3	2	18	0	1	0	0	0	4
TOTAL	22	35	26	61	6 / 14	1	3	2	18	0	1	0	0	0	4



DAYAN GHANWOLOKU • DB • 5-11 • 201 • LAYTON, UT • R-SR.

- Started 10 of 10 games played last season
- Has started 31 of 36 career games
- Posted 39 total tackles in 2018 and 3.0 tackles for loss
- Recovered four fumbles last season

YEAR	GP	SOLO	AST	TOT	TFL/Y	NO	YDS	INT	YDS	TD	FF	FR	YDS	QBH	PBU
2016	13	33	15	48	2 / 5	0	0	3	113	1	1	1	0	1	4
2017	13	37	21	58	1 / 1	0	0	2	105	0	0	0	0	0	6
2018	10	31	8	39	3 / 8	0	0	0	0	0	1	4	36	0	2
TOTAL	36	101	44	145	6 / 14	0	0	5	218	1	2	5	36	1	12



AUSTIN LEE • DB • 6-0 • 200 • SANDY, UT • R-SR.

- Started all 12 games played last year
- Had 41 tackles in 2018
- Recorded two interceptions and returned them for 62 yards
- Added a forced fumble

YEAR	GP	SOLO	AST	TOT	TFL/Y	NO	YDS	INT	YDS	TD	FF	FR	YDS	QBH	PBU
2017	8	10	5	15	0 / 0	0	0	0	0	0	0	1	0	0	0
2018	12	26	15	41	1 / 8	0	0	2	62	0	1	0	0	0	1
TOTAL	20	36	20	56	1 / 8	0	0	2	62	0	1	1	0	0	1



CHRIS WILCOX • DB • 6-2 • 200 • FONTANA, CA • SR.

- Started nine games before season-ending injury in 2018
- Posted 28 tackles last season
- Has started 16 career games at corner
- Had two tackles for loss and two pass breakups

YEAR	GP	SOLO	AST	TOT	TFL/Y	NO	YDS	INT	YDS	TD	FF	FR	YDS	QBH	PBU
2016	10	8	1	9	0 / 0	0	0	0	0	0	0	0	0	0	0
2017	12	23	9	32	1 / 1	0	0	0	0	0	0	0	0	0	5
2018	9	24	4	28	2 / 2	0	0	0	0	0	0	0	0	0	2
TOTAL	31	55	14	69	3 / 3	0	0	0	0	0	0	0	0	0	7



RETURNING-STARTERS

2018 OFFENSIVE STARTERS (bold=expected to return for 2019)

GAME	QB	RB/WR	RB/WR/TE	WR/TE	WR/TE	WR/TE	LT	LG	C	RG	RT
ARIZONA	Mangum	Canada	Bushman	Hifo	N. Pau'u	Simon	Christensen	Shoaf	Empey	T. Hoge	Hoyt
CAL	Mangum	Canada	Add. Pulsipher	Nwigwe	Laulu-Pututau	Hifo	Christensen	Shoaf	Empey	T. Hoge	Hoyt
WISCONSIN	Mangum	Canada	Holker	Laulu-Pututau	Shumway	Hifo	Christensen	Saleapaga	Empey	T. Hoge	Hoyt
MCNEESE ST.	Mangum	Canada	Laulu-Pututau	Milne	Romney	Simon	Christensen	Saleapaga	Empey	T. Hoge	Hoyt
WASHINGTON	Mangum	Canada	Laulu-Pututau	Milne	Shumway	Hifo	Christensen	Saleapaga	Empey	T. Hoge	Hoyt
UTAH STATE	Mangum	Katoa	Bushman	Milne	Shumway	Hifo	Christensen	Saleapaga	Empey	T. Hoge	Hoyt
HAWAII	Wilson	Katoa	Add. Pulsipher	Romney	Shumway	Hifo	Christensen	Saleapaga	Empey	T. Hoge	Hoyt
N. ILLINOIS	Wilson	Hadley	Bushman	Romney	Shumway	Hifo	Christensen	Saleapaga	Empey	T. Hoge	Hoyt
BOISE STATE	Wilson	Hadley	Canada	Bushman	Romney	Shumway	Christensen	Saleapaga	Empey	T. Hoge	Hoyt
UMASS	Wilson	Hadley	El-Bakri	Bushman	Shumway	Hifo	Christensen	Saleapaga	Empey	T. Hoge	Hoyt
NEW MEXICO	Wilson	Hadley	Bushman	Collie	Shumway	N. Pau'u	Christensen	Longson	Empey	T. Hoge	Hoyt
UTAH	Wilson	Hadley	Bushman	Collie	Shumway	N. Pau'u	Christensen	Longson	Empey	T. Hoge	Hoyt
W. MICHIGAN	Wilson	Hifo	Bushman	Holker	Shumway	Collie	Christensen	Longson	Empey	T. Hoge	Hoyt

2018 DEFENSIVE STARTERS (bold=expected to return for 2019)

GAME	E	N	T/E	OE/BLB	FLB	MLB/NICKEL	BLB/NICKEL	LC	FS	SS	RC
ARIZONA	Pili	Bk. El-Bakri	Tonga	C. Kaufusi	Anderson	B. Pau'u	Takitaki	Shelton	Lee	Ghanwoloku	Wilcox
CAL	Pili	Bk. El-Bakri	Tonga	C. Kaufusi	Anderson	B. Pau'u	Takitaki	Shelton	Lee	Ghanwoloku	Wilcox
WISCONSIN	Bk. El-Bakri	Taliauli	Tonga	C. Kaufusi	Anderson	A. Pulsipher	Takitaki	Shelton	Lee	Ghanwoloku	Wilcox
MCNEESE ST.	Pili	Bk. El-Bakri	Tonga	C. Kaufusi	R. Powell	A. Pulsipher	Takitaki	Shelton	Lee	Warner	Wilcox
WASHINGTON	D. Kaufusi	Bk. El-Bakri	Tonga	C. Kaufusi	Taliauli (T)	B. Pau'u	Takitaki	Shelton	Lee	Warner	Wilcox
UTAH STATE	Pili	Taliauli	Tonga	C. Kaufusi	Anderson	Takitaki	Hadley	Shelton	Lee	Warner	Wilcox
HAWAII	Pili	Dawe	Tonga	C. Kaufusi	I. Kaufusi	Shelton	Takitaki	Mandell	Lee	Ghanwoloku	Wilcox
N. ILLINOIS	Pili	Bk. El-Bakri	Taliauli	Fauatea	I. Kaufusi	Takitaki	C. Kaufusi	Mandell	Warner	Ghanwoloku	Wilcox
BOISE STATE	Pili	Bk. El-Bakri	Taliauli	C. Kaufusi	I. Kaufusi	Takitaki	R. Powell	Shelton	Lee	Ghanwoloku	Wilcox
UMASS	Pili	Taliauli	C. Kaufusi	R. Powell	I. Kaufusi	Takitaki	Jacobson	Shelton	Lee	Ghanwoloku	Mandell
NEW MEXICO ST.	Pili	Taliauli	D. Kaufusi	R. Sandlin	I. Kaufusi	Takitaki	Jacobson	Shelton	Lee	Ghanwoloku	Mandell
UTAH	Pili	Taliauli	Tonga	Tuioti-Mariner	I. Kaufusi	Takitaki	Sandlin	Shelton	Lee	Ghanwoloku	Ellis
W. MICHIGAN	Pili	Taliauli	Bk. El-Bakri	Tuioti-Mariner	Jacobson	Takitaki	Sandlin	Shelton	Lee	Warner	Ghanwoloku

2019 COMBINED RETURNING CAREER STARTS

Offensive Line: **74** Wide Receivers: **47** Tight Ends: **27** Quarterbacks: **10** Running Backs: **5**
Linebackers: **22** Defensive backs: **84** Defensive Line: **34**

PASSING

NAME	GP	EFFIC	COMP	ATT	YDS	Y/A	PCT	LNG	INT	TD
WILSON, Zach	9	157.23	120	182	1,578	8.67	65.9	70	3	12

RETURNING % ATTEMPTS: **49.9%** COMPLETIONS: **51.7%** YARDS: **59.9%** TOUCHDOWNS: **72.2%**

RECEIVING

NAME	GP	REC	YDS	Y/R	LNG	TD
BUSHMAN, Matt	13	29	511	17.6	39	2
HIFO, Aleva	13	28	358	12.8	70	2
SHUMWAY, Talon	13	22	337	15.3	46	3
KATO, Lopini	11	20	114	5.7	27	1
PAU'U, Neil	13	18	216	12.0	48	1

RETURNING % RECEPTIONS: **70.8%** YARDS: **72.3%**
TOUCHDOWNS: **72.2%**

RUSHING

NAME	GP	ATT	YDS	Y/A	LNG	TD
KATO, Lopini	11	76	423	5.6	50	8
WILSON, Zach	9	75	221	2.9	36	2
HIFO, Aleva	13	30	129	4.3	19	2
ALLGEIER, Tyler	4	9	49	5.4	44	0
MILNE, Dax	10	9	23	2.6	9	0

RETURNING % ATTEMPTS: **48.4%** YARDS: **42.8%**
TOUCHDOWNS: **55.5%**

DEFENSE

NAME	GP	SOLO	AST	TOT	TFL/YDS	SACK	YDS	INT	YDS	TD	FF	FR	FRYDS	QBH	PBU	BLK
KAUFUSI, Isaiah	11	30	20	50	6.0/14	1.0	3	2	18	-	1	-	-	-	4	-
LEE, Austin	12	26	15	41	1.0/8	-	-	2	62	-	1	-	-	-	1	-
GHANWOLOKU, Dayan	10	31	8	39	3.0/8	-	-	-	-	-	1	4	36	-	2	-
ANDERSON, Zayne	4	23	13	36	1.0/2	-	-	1	12	-	-	-	-	-	1	-
TONGA, Khyiris	13	20	10	30	4.5/20	2.0	14	-	-	-	-	-	-	-	1	2

RETURNING % SOLO TACKLES: **55.5%** ASSISTED TACKLES: **51.9%** TOTAL TACKLES: **54.2%** TFL: **50.0%** SACKS: **46.3%** INTERCEPTIONS: **66.7%**
PBUS: **73.5%** QB HURRIES: **37.5%** FUMBLE RECOVERIES: **77.8%** FORCED FUMBLES: **55.6%** BLOCKS: **33.3%**

SCORING

NAME	TD	FG	K	RSH	RCV	PA	PTS
SOUTHAM, Skyler	-	11-16	42-44	-	-	-	75
KATO, Lopini	9	-	-	-	-	-	54
HIFO, Aleva	4	-	-	-	-	-	24
SHUMWAY, Talon	3	-	-	-	-	-	18
WILSON, Zach	2	-	-	-	-	-	12
BUSHMAN, Matt	2	-	-	-	-	-	12
ROMNEY, Gunner	2	-	-	-	-	-	12
GHANWOLOKU, Dayan	2	-	-	-	-	-	12
PAU'U, Neil	1	-	-	-	-	-	6
LAULU-PUTUTAU, M.	1	-	-	-	-	-	6
MILNE, Dax	1	-	-	-	-	-	6
SIMON, Micah	-	-	-	-	1	-	2

RETURNING % POINTS: **67.5%** TOUCHDOWNS: **58.7%** FG: **100%**

TOTAL RETURNING %

Rushing yards: 42.8%
Passing yards: 59.9%
Receiving yards: 72.3%
Total Offense: 53.6%
All-Purpose: 58.7%
Scoring: 67.5%
PR yards: 6.3%
KR yards: 54.9%
Punting yards: 12.3%
Total tackles: 54.2%
Tackles for loss: 50.0%
Sacks: 46.3%
Interceptions: 66.7%

**Does not include players who will join the team for the first time in fall camp*

OFFENSE

QB	1	Zach Wilson	6-3	201	So.
	3	Jaren Hall	6-1	205	R-Fr.
	13	Baylor Romney	6-2	193	R-Fr.
-or-	10	Joe Critchlow	6-4	215	R-So.
RB	4	Lopini Katoa	6-1	210	R-So.
-or-	34	Kavika Fonua	6-0	205	R-Jr.
-or-	25	Tyler Allgeier	5-11	215	R-Fr.
WRX	18	Gunner Romney	6-3	188	So.
	13	Micah Simon	6-1	195	R-Sr.
WRZ	21	Talon Shumway	6-3	212	R-Sr.
	2	Neil Pau'u	6-4	220	Jr.
SLOT	15	Aleva Hifo	5-11	187	Sr.
	82	Dax Milne	6-0	187	So.
TE	89	Matt Bushman	6-5	245	Jr.
	17	Moroni Lailu-Pututau	6-4	245	R-Sr.
	32	Hank Tuipulotu	6-3	240	R-Fr.
LT	67	Brady Christensen	6-6	295	R-So.
	59	Thomas Shoaf	6-5	290	R-Sr.
LG	77	Chandon Herring	6-7	306	R-Jr.
-or-	74	Kieffer Longson	6-7	311	R-Jr.
C	66	James Empey	6-4	300	R-So.
	73	Caden Haws	6-2	305	Fr.
RG	69	Tristen Hoge	6-5	306	R-Jr.
	61	Keanu Saleapaga	6-6	310	R-So.
RT	76	Harris LaChance	6-8	305	R-Fr.
	56	Clark Barrington	6-6	301	R-Fr.

DEFENSE

E	99	Zac Dawe	6-4	265	R-Jr.
-or-	52	Trajan Pili	6-2	260	R-Sr.
	88	JJ Nwigwe	6-5	265	R-Sr.
N	95	Khyiris Tonga	6-4	330	Jr.
	93	Bracken El-Bakri	6-3	287	R-Jr.
	60	Atunaisa Mahe	6-1	307	R-Fr.
T	55	Lorenzo Fauatea	6-4	305	R-So.
	91	Earl Tuioti-Mariner	6-4	290	R-So.
	51	Jeddy Tuiloma	6-1	290	R-Jr.
OE	90	Devin Kaufusi	6-7	255	So.
	58	Uriah Leiataua	6-4	255	R-Jr.
	21	Hirkley Latu	6-3	240	R-Fr.
FLB	23	Zayne Anderson	6-2	215	R-Sr.
	3	Chaz Ah You	6-2	205	So.
	19	Matthew Criddle	6-1	205	R-So.
MLB	47	Jackson Kaufusi	6-2	224	R-Fr.
-or-	31	Max Tooley	6-2	225	R-Fr.
	45	Alex Miskela	6-2	231	Fr.
WLB	53	Isaiah Kaufusi	6-2	219	R-Jr.
	49	Payton Wilgar	6-3	235	R-Fr.
	41	Keenan Pili	6-3	222	R-Fr.
LC	32	Chris Wilcox	6-2	200	Sr.
	30	Keenan Ellis	6-0	175	R-So.
FS	2	Austin Lee	6-1	200	R-Sr.
	1	Troy Warner	6-1	202	Sr.
	28	Sawyer Powell	6-1	200	R-Sr.
SS	5	Dayan Ghanwoloku	5-11	201	R-Sr.
	12	Malik Moore	6-2	185	So.
	18	Hayden Livingston	6-2	200	R-Fr.
RC	36	D'Angelo Mandell	6-2	185	So.
	10	Isaiah Herron	6-2	175	R-Fr.

SPECIALISTS

PK	20	Skyler Southam	6-0	200	So.
-or-	38	Jake Oldroyd	6-1	200	R-Fr.
H	3	Jaren Hall	6-1	210	R-Fr.
	18	Hayden Livingston	6-2	200	R-Fr.
LS	98	Mitch Harris	6-4	215	Sr.
	47	Jackson Kaufusi	6-2	220	R-Fr.
P	19	Danny Jones	6-4	240	R-Jr.
-or-	29	Jared Kapi	6-0	190	R-Jr.
RET	15	Aleva Hifo	5-10	198	Jr.
-or-	5	Dayan Ghanwoloku	5-11	190	R-Jr.



ALPHABETICAL ROSTER

#	NAME	POS.	HT.	WT.	YR.	HOMETOWN/LAST SCHOOL
3	Ah You, Chaz	LB	6-2	205	So.	Eagle Mountain, UT / Westlake HS/Timpview HS
25	Allgeier, Tyler	RB	5-11	220	R-Fr.	Fontana, CA / Kaiser HS
23	Anderson, Zayne	LB	6-2	215	R-Sr.	Stansbury Park, UT / Stansbury HS
	Andrada, Luc	WR	5-10	175	Fr.	Pueblo, CO / Pueblo East HS
65	Atagi, Ethan	OL	6-5	330	R-Fr.	Ogden, UT / Bonneville HS
56	Barrington, Clark	OL	6-6	301	R-Fr.	Spokane, WA / University HS
	Brown, Javelle	WR	6-1	180	Fr.	San Diego, CA / Mira Mesa HS
89	Bushman, Matt	TE	6-5	245	Jr.	Tucson, AZ / Sabino HS
	Bywater, Ben	LB	6-3	205	Fr.	Salt Lake City, UT / Olympus HS
97	Chambers, Austin	DL	6-5	300	R-Jr.	Shawnee Mission, KS / Shawnee Mission West HS
67	Christensen, Brady	OL	6-5	295	R-So.	Bountiful, UT / Bountiful HS
85	Cosper, Brayden	WR	6-3	215	R-Fr.	South Jordan, UT / Bingham HS
17	Cridde, Matthew	LB	6-1	205	R-So.	Highland, UT / Snow College
10	Critchlow, Joe	QB	6-4	215	R-So.	Franklin, TN / Franklin HS
99	Dawe, Zac	DL	6-4	265	R-Jr.	Pleasant Grove, UT / Pleasant Grove HS
93	El-Bakri, Bracken	DL	6-3	287	R-Jr.	Salt Lake City, UT / Brighton HS
30	Ellis, Keenan	DB	6-0	175	R-So.	Chula Vista, CA / Bonita Vista HS
	Ellison, Eric	DB	5-11	170	So.	Banning, CA / Mt. San Jacinto College
66	Empey, James	OL	6-4	300	R-So.	American Fork, UT / American Fork HS
	Esukpa, Emmanuel	RB	5-11	225	R-Sr.	Prairie View, TX / Rice
55	Fauatea, Lorenzo	DL	6-4	305	R-So.	West Valley, Utah / Hunter HS
	Fevaleaki, Seleti	DL	6-3	290	Fr.	Corona, CA / Centennial HS
23	Finau, Sione	RB	5-11	190	R-Fr.	Kearns, UT / Kearns HS
34	Fonua, Kavika	RB	6-0	205	R-Jr.	Syracuse, UT / Syracuse HS
	Freeland, Blake	OL	6-8	260	Fr.	Herriman, UT / Herriman HS
48	Funa, Solofa	LB	6-2	245	Fr.	Spanish Fork, UT / Spanish Fork HS
	Gagnier, Tavita	DB	6-1	170	Fr.	Tooele, UT / Stansbury HS
	Gallow, Dimitri	DB	6-0	190	Jr.	Moreno Valley, CA / Mt. San Jacinto College
68	Gentry, JT	OL	6-5	287	R-Fr.	Littleton, CO / Columbine HS
5	Ghanwoloku, Dayan	DB	5-11	201	R-Sr.	Layton, UT / Northridge HS
	Giles, James	LB	6-4	230	Fr.	Mission Viejo, CA / Capistrano Valley HS
15	Griffitts, Hayden	WR	6-2	205	R-Jr.	Windermere, FL / West Orange HS
42	Griffitts, Kyle	TE	6-3	230	R-Jr.	Windermere, FL / West Orange HS
11	Gunther, Talmage	WR	6-0	195	Fr.	Highland, UT / Lone Peak HS
3	Hall, Jaren	QB	6-1	205	R-Fr.	Spanish Fork, UT / Maple Mountain HS
	Hannemann, Ammon	DB	6-2	190	Fr.	Highland, UT / Lone Peak HS
33	Harris, Koy	WR	6-1	175	R-So.	Henderson, NV / Coronado HS
98	Harris, Mitch	LS	6-4	219	R-Sr.	Gilbert, AZ / Perry HS
73	Haws, Caden	OL	6-2	305	Fr.	Little Rock, AR / Pulaski Academy
80	Heaps, Nate	TE	6-4	260	R-So.	American Fork, UT / American Fork HS
	Henstrom, Kimball	DB	6-0	170	Fr.	Draper, UT / Alta HS
77	Herring, Chandon	OL	6-7	306	R-Jr.	Gilbert, AZ / Perry HS
11	Herron, Isaiah	DB	6-1	175	R-Fr.	Las Vegas, NV / Arbor View HS
15	Hifo, Aleva	WR	5-10	187	Sr.	Menifee, CA / Heritage HS
	Hill, Keanu	WR	6-3	190	Fr.	Eules, TX / Cypress Woods HS
7	Hoge, Beau	RB	6-1	210	R-Sr.	Fort Thomas, KY / Highlands HS
69	Hoge, Tristen	OL	6-5	306	R-Jr.	Pocatello, ID / Notre Dame
84	Ika, Tevita	WR	5-8	191	Fr.	Provo, UT / Provo HS
39	Jensen, Drew	LB	6-2	217	R-Fr.	Salt Lake City, UT / Brighton HS
19	Jones, Danny	P	6-4	245	R-Jr.	Essendon, Australia / La Trobe University
24	Kafentzis, Austin	DB	6-1	200	R-Sr.	Sandy, UT / Arizona Western College
39	Kapisi, Jared	DB	6-0	195	R-Jr.	Pukalani, HI / Maui HS
4	Katoa, Lopini	RB	6-1	210	R-So.	American Fork, UT / American Fork HS
90	Kaufusi, Devin	DL	6-7	255	So.	Provo, UT / Timpview HS
53	Kaufusi, Isaiah	LB	6-2	219	R-Jr.	Cottonwood Heights, UT / Brighton HS
47	Kaufusi, Jackson	LB	6-2	224	R-Fr.	Cottonwood Heights, UT / Brighton HS
92	Keim, Brayden	TE	6-7	260	Fr.	Sandy, UT / Alta HS
76	LaChance, Harris	OL	6-8	305	R-Fr.	Herriman, UT / Herriman HS

#	NAME	POS.	HT.	WT.	YR.	HOMETOWN/LAST SCHOOL
21	Latu, Hirkley	DL	6-3	240	R-Fr.	Kahuku, HI / Kahuku HS
17	Laulu-Pututau, Moroni	TE	6-5	245	R-Sr.	Hyrum, UT / Mountain Crest HS
2	Lee, Austin	DB	6-0	200	R-Sr.	Sandy, UT / Utah/SLCC
58	Leiataua, Uriah	DL	6-4	255	R-Jr.	Compton, CA / Dominguez HS
94	Livai, Freddy	DL	6-4	260	Fr.	Fontana, CA / AB Miller HS
18	Livingston, Hayden	DB	6-1	200	R-Fr.	Rigby, ID / Rigby HS
43	Lolohea, AJ	LB	6-3	235	R-So.	Salt Lake City, UT / West HS
74	Longson, Kieffer	OL	6-7	311	R-Jr.	San Ramon, CA / Dougherty Valley HS
62	Mahe, Atunaisa	DL	6-1	307	R-Fr.	West Jordan, UT / West Jordan HS
36	Mandell, D'Angelo	DB	6-1	185	So.	San Diego, CA / Del Norte HS
	McChesney, Jackson	RB	6-0	187	Fr.	Highland, UT / Lone Peak HS
20	McChesney, Austin	DB	6-1	180	R-Jr.	Highland, UT / Lone Peak HS
45	McFarland, Darius	TE	6-2	245	R-Fr.	Brigham City, UT / Box Elder HS
82	Milne, Dax	WR	6-0	187	So.	South Jordan, UT / Bingham HS
45	Miskela, Alex	LB	6-1	231	Fr.	Los Alamitos, CA / Los Alamitos HS
12	Moore, Malik	DB	6-1	185	So.	San Diego, CA / Point Loma HS
88	Nwigwe, JJ	DL	6-5	265	R-Sr.	Rockwall, TX / Rockwall-Heath HS
38	Oldroyd, Jacob	K	6-1	195	So.	Southlake, TX / Carroll HS
2	Pau'u, Neil	WR	6-4	220	Jr.	Anaheim, CA / Servite HS
41	Pili, Keenan	LB	6-3	222	R-Fr.	Provo, UT / Timpview HS
52	Pili, Trajan	DL	6-2	260	R-Sr.	Las Vegas, NV / Centennial HS
	Pilimai, Alema	TE	6-4	205	So.	Tustin, CA / Tustin HS
28	Powell, Sawyer	DB	6-1	200	R-Sr.	West Richland, WA / Richland HS
43	Price, Mitchell	DB	6-0	189	R-So.	Pleasant Grove, UT / Pleasant Grove HS
87	Pulsipher, Addison	OL	6-5	280	R-Sr.	Temecula, CA / Temecula Valley HS
	Pupunu, Kade	LB	6-3	205	Fr.	Draper, UT / Corner Canyon HS
36	Pyper, Morgan	RB	6-2	202	R-So.	Idaho Falls, ID / Hillcrest HS
19	Reilly, Rhett	WR	6-2	175	So.	Valley Center, CA / Valley Center HS
	Rex, Isaac	TE	6-5	235	Fr.	San Clemente, CA / San Clemente HS
13	Romney, Baylor	QB	6-2	193	R-Fr.	El Paso, TX / Franklin HS
18	Romney, Gunner	WR	6-3	188	So.	Chandler, AZ / Chandler HS
26	Romney, Spencer	WR	5-10	175	R-So.	Pleasant Grove, UT / Pleasant Grove HS
61	Saleapaga, Keanu	OL	6-6	310	R-So.	Lakewood, California / La Mirada HS
59	Shoaf, Thomas	OL	6-5	290	R-Sr.	Columbus, IN / Columbus HS
21	Shumway, Talon	WR	6-3	212	R-Sr.	South Jordan, UT / Lone Peak HS
13	Simon, Micah	WR	6-1	195	R-Sr.	Dallas, TX / Bishop Dunne HS
79	Smith, Jacob	OL	6-5	301	R-Fr.	Farmington, MN / Rosemount HS
20	Southam, Skyler	K	6-0	200	So.	Heber City, UT / Wasatch HS
98	Summers, Gabe	DL	6-2	260	R-Fr.	Saratoga Springs, UT / Westlake HS
86	Talbot, Jacob	WR	6-3	205	R-So.	Redmond, WA / Redmond HS
57	Tofa, Alden	DL	6-4	260	R-So.	West Jordan, UT / West Jordan HS
95	Tonga, Khyiris	DL	6-4	330	Jr.	West Valley, Utah / Granger HS
31	Tooley, Max	LB	6-2	225	R-Fr.	Bountiful, UT / Bountiful HS
51	Tuiloma, Jeddy	DL	6-1	290	R-Jr.	Topeka, KS / Butler CC
91	Tuioti-Mariner, Earl	DL	6-4	290	R-So.	Topeka, KS / Washburn HS
32	Tuipulotu, Hank	TE	6-3	240	R-Fr.	Fort Mill, SC / Nation Ford HS
	Udo, George	DB	6-1	210	Fr.	Walnut Creek, CA / Berean Christian HS
70	Ward, Brevan	OL	6-5	272	So.	Gilbert, AZ / Highland HS
1	Warner, Troy	DB	6-1	202	Sr.	San Marcos, CA / Mission Hills HS
25	Watanabe, Will	DB	5-10	190	Fr.	Provo, UT / Timpview HS
29	Wester, Chase	WR	5-11	195	Fr.	Hoschton, GA / Jackson County HS
	Wheat, Carter	TE	6-4	225	Fr.	Mesa, AZ / Red Mountain HS
37	Whetzel, Austin	WR	5-11	175	R-Jr.	Lehi, UT / Lehi HS
32	Wilcox, Chris	DB	6-2	200	Sr.	Fontana, CA / Eleanor Roosevelt HS
49	Wilgar, Payton	LB	6-3	235	R-Fr.	St. George, UT / Dixie HS
	Williams, Ty'Son	RB	6-0	220	R-Sr.	Sumter, SC / South Carolina
	Willis, Shamon	DB	5-10	180	R-So.	Saratoga Springs, UT / Snow College
1	Wilson, Zach	QB	6-3	201	So.	Draper, UT / Corner Canyon HS



NUMERICAL ROSTER

#	NAME	POS.	#	NAME	POS.
1	Wamer, Troy	DB	67	Christensen, Brady	OL
1	Wilson, Zach	QB	68	Gentry, JT	OL
2	Lee, Austin	DB	69	Hoge, Tristen	OL
2	Pau'u, Neil	WR	70	Ward, Brevan	OL
3	Ah You, Chaz	LB	73	Haws, Caden	OL
3	Hall, Jaren	QB	74	Longson, Kieffer	OL
4	Katoa, Lopini	RB	76	LaChance, Harris	OL
5	Ghanwoloku, Dayan	DB	77	Herring, Chandon	OL
7	Hoge, Beau	RB	79	Smith, Jacob	OL
10	Critchlow, Joe	QB	80	Heaps, Nate	TE
11	Gunther, Talmage	WR	82	Milne, Dax	WR
11	Herron, Isaiah	DB	84	Ika, Tevita	WR
12	Moore, Malik	DB	85	Cosper, Brayden	WR
13	Romney, Baylor	QB	86	Talbot, Jacob	WR
13	Simon, Micah	WR	87	Pulsipher, Addison	OL
15	Griffitts, Hayden	WR	88	Nwigwe, JJ	DL
15	Hifo, Aleva	WR	89	Bushman, Matt	TE
17	Criddle, Matthew	LB	90	Kaufusi, Devin	DL
17	Laulu-Pututau, Moroni	TE	91	Tuioti-Mariner, Earl	DL
18	Livingston, Hayden	DB	92	Keim, Brayden	TE
18	Romney, Gunner	WR	93	El-Bakri, Bracken	DL
19	Jones, Danny	P	94	Livai, Freddy	DL
19	Reilly, Rhett	WR	95	Tonga, Khyiris	DL
20	McChesney, Austin	DB	97	Chambers, Austin	DL
20	Southam, Skyler	K	98	Harris, Mitch	LS
21	Latu, Hirkley	DL	98	Summers, Gabe	DL
21	Shumway, Talon	WR	99	Dawe, Zac	DL
23	Anderson, Zayne	LB		Andrada, Luc	WR
23	Finau, Sione	RB		Brown, Javelle	WR
24	Kafentzis, Austin	DB		Bywater, Ben	LB
25	Allgeier, Tyler	RB		Ellison, Eric	DB
25	Watanabe, Will	DB		Esukpa, Emmanuel	RB
26	Romney, Spencer	WR		Fevaleaki, Seleti	DL
28	Powell, Sawyer	DB		Freeland, Blake	OL
29	Wester, Chase	WR		Gagnier, Tavita	DB
30	Ellis, Keenan	DB		Gallow, Dimitri	DB
31	Tooley, Max	LB		Giles, James	LB
32	Tuipulotu, Hank	TE		Hannemann, Ammon	DB
32	Wilcox, Chris	DB		Henstrom, Kimball	DB
33	Harris, Koy	WR		Hill, Keanu	WR
34	Fonua, Kavika	RB		McChesney, Jackson	RB
36	Mandell, D'Angelo	DB		Pilimai, Alema	TE
36	Pyper, Morgan	RB		Pupunu, Kade	LB
37	Whetzel, Austin	WR		Rex, Isaac	TE
38	Oldroyd, Jacob	K		Udo, George	DB
39	Jensen, Drew	LB		Wheat, Carter	TE
39	Kapisi, Jared	DB		Williams, Ty'Son	RB
41	Pili, Keenan	LB		Willis, Shamon	DB
42	Griffitts, Kyle	TE			
43	Lolohea, AJ	LB			
43	Price, Mitchell	DB			
45	McFarland, Darius	TE			
45	Miskela, Alex	LB			
47	Kaufusi, Jackson	LB			
48	Funa, Solofa	LB			
49	Wilgar, Payton	LB			
51	Tuiloma, Jeddy	DL			
52	Pili, Trajan	DL			
53	Kaufusi, Isaiah	LB			
55	Fauatea, Lorenzo	DL			
56	Barrington, Clark	OL			
57	Tofa, Alden	DL			
58	Leiatatau, Uriah	DL			
59	Shoaf, Thomas	OL			
61	Saleapaga, Keanu	OL			
62	Mahe, Atunaisa	DL			
65	Atagi, Ethan	OL			
66	Empey, James	OL			

*jersey #s will be issued in fall camp
roster does not include all fall camp additions*

PRONUNCIATION GUIDE

Chaz Ah You	Awe-You
Tyler Allgeier	Al-jeer
Ethan Atagi	Ah-tah-gee
Zac Dawe	Daw (like Law with D)
Bracken El-Bakri	el-BACK-ree
Keenan Ellis	Kee-nan Ellis
James Empey	Emp-ee
Lorenzo Fauatea	Lo-Ren-zo Fow-uh-tay-uh
Sione Finau	See-OH-nay Fee-now
Kavika Fonua	ka-VEE-kah fo-NOO-ah
Solofa Funa	So-Loh-fah FOO-nah
Dayan Ghanwoloku	Die-an GAH-WOH-lo-koo
Chandon Herring	CHAN-don Hair-ing
Isaiah Herron	Hare-an
Aleva Hifo	Uh-leh-vuh Hee-fo
Beau/Tristen Hoge	Hawj
Tevita Ika	Teh-vee-tah EE-kah
Austin Kafentzis	Kuh-FENT-zis
Brayden Keim	Kime (Like Dime with a K)
Jared Kapisi	Kah-pee-see
Lopini Katoa	Loh-Pee-nee Kah-TOH-uh
Kaufusi	Kah-FOO-see
Hirkley Latu	Herk-lee LAW-too
Moroni	
Laulu-Pututau	more-OH-nigh la-oo-loo
	Poo-too-tau
Uriah Leiatatau	Ur-eye-uh
	Lay-ah-Ta-OO-ah
AJ Lolohea	Lo-lo-Hay-uh
Atunaisa Mahe	AH-too-Nye-suh
	Ma-hay
D'Angelo Mandell	Dee-Angelo
	Man-DELL
Dax Milne	Millin
Alex Miskela	Miss-KELL-uh
Malik Moore	Mah-leek
JJ Nwigwe	No-WIG-wee
Neil Pau'u	Pauw-oo
Keenan Pili	Kee-nan Pee-lee
Trajan Pili	Tray-jun Pee-lee
Alema Pilimai	Uh-leh-muh Pee-lee-myy
Keanu Saleapaga	Kee-AH-noo
	Saw-lay-uh-pah-gah
Talon Shumway	Tal-on (like a bird's talon)
	Shum-way
Alden Tofa	All-den TOH-fah
Khyiris Tonga	Kye-riss Tonga
	(like the country)
Jeddy Tuiloma	Too-ee-loh-mah
Earl Tuioti-Mariner	Too-ee-oh-tee Mare-in-er
Hank Tuipulotu	Too-ee-POO-loh-too
Austin Whetzel	Wet-zul
	(like pretzel with a W)

NAME	POS.	HT.	WT.	HOMETOWN	LAST SCHOOL
Caleb Christensen^	DB	5-9	180	Smithfield, UT	Sky View HS
Eric Ellison	DB	5-11	170	Banning, CA	Mt. San Jacinto College
Dimitri Gallow	DB	6-0	190	Moreno Valley, CA	Mt. San Jacinto College
George Udo	DB	6-1	210	Walnut Creek, CA	Berean Christian HS
Michael Daley^	LB	6-3	220	Highland, UT	Lone Peak HS
Cade Albright^	DL	6-5	215	San Juan Capistrano, CA	San Juan Hills HS
Brooks Maile	DL	6-4	285	St. George, UT	Pine View HS
Bruce Mitchell^	DL	6-4	265	Kamas, UT	South Summit HS
Jacob Conover^	QB	6-1	205	Chandler, AZ	Chandler HS
Emmanuel Esukpa	RB	5-11	232	Prairie View, TX	Rice University
Ty'Son Williams	RB	6-0	219	Sumter, SC	University of South Carolina
Blake Freeland	OL	6-8	260	Herriman, UT	Herriman HS
Brock Gunderson^	OL	6-4	265	Cypress, TX	Cypress HS
Eli Unutoa^	OL	6-5	290	Kapa'a, HI	Kapa'a HS
Ethan Erickson^	TE	6-5	225	Kahuku, HI	Kahuku HS
Carter Wheat	TE	6-4	225	Mesa, AZ	Red Mountain HS
Keanu Hill	WR	6-3	190	Euless, TX	Trinity HS
Chase Roberts^	WR	6-4	195	American Fork, UT	American Fork HS
Javelle Brown	WR/RB	6-1	180	San Diego, CA	Mira Mesa HS
Luc Andrada	RB/WR	5-10	175	Pueblo, CO	Pueblo East HS

^plans to serve mission for The Church of Jesus Christ of Latter-day Saints prior to joining the team

RETURNED MISSIONARIES/NEW ADDITIONS (MIDYEAR)

Freddy Livai*	DL	6-4	260	Fontana, CA	AB Miller HS
Chaz Ah You*	LB	6-2	205	Eagle Mountain, UT	Westview HS/Timpview HS
Solofa Funa*	LB	6-2	245	Spanish Fork, UT	Spanish Fork HS
Alex Miskela*	LB	6-1	240	Los Alamitos, CA	Los Alamitos HS
Keenan Pili*	LB	6-3	217	Provo, UT	Timpview HS
Caden Haws*	OL	6-2	315	Little Rock, AR	Pulaski Academy
Jake Oldroyd*	K	6-1	195	Southlake, TX	Carroll HS

EXPECTED RETURNED MISSIONARIES/NEW ADDITIONS (FALL)

Ammon Hannemann	DB	6-2	190	Highland, UT	Lone Peak HS
Tyler Batty	DL	6-5	235	Payson, UT	Payson HS
Seleti Fevaleaki	DL	6-3	290	Corona, CA	Centennial HS
Ben Bywater	LB	6-3	210	Salt Lake City, UT	Olympus HS
Preston Lewis	LB	6-2	225	Alpine, UT	Lone Peak HS
Seth Willis	OL	6-6	325	Sandy Hook, CT	Newtown HS
Jackson McChesney	RB	6-0	187	Highland, UT	Lone Peak HS
Donovan Hanna	TE	6-4	230	Queen Creek, AZ	American Leadership Academy
Alema Pilimai	TE	6-4	205	Tustin, CA	Tustin HS
Isaac Rex	TE	6-5	235	San Clemente, CA	San Clemente HS
Ryan Rehkow	P	6-5	205	Veradale, WA	Central Valley HS

* participated in spring football

**3 CHAZ AH YOU** SO • LB • 6-2 • 205 • SARATOGA SPRINGS, UT • WESTLAKE/TIMPVIEV HS

- Parents are Jasen and Joann
- LDS mission to Rancho Cucamonga, California
- At Westlake and Timpview HS, selected to Salt Lake Tribune two-time first-team All-State selection
- A four-year starter in football
- Also lettered in basketball and track
- Played 2017 season at BYU, totaling seven games and had nine tackles

CAREER HIGHS

Tackles	4, at Mississippi St. ('17)
Solo	3, at Mississippi St. ('17)
Assisted	1, three times
TFL	1, Portland State ('17)
Sacks	-
QBH	-
PBU	-

YEAR	GP	SOLO	AST	TOT	TFL/Y	SACKS	YDS	INT	YDS	TD	FF	FR	FRYDS	QBH	PBU
2017	7	6	3	9	1 / 2	0	0	0	0	0	0	0	0	0	0
TOTAL	7	6	3	9	1 / 2	0	0	0	0	0	0	0	0	0	0

25 TYLER ALLGEIER R-FR • RB • 5-11 • 215 • FONTANA, CA • KAISER HS

- The all-time leading rusher for Kaiser High School
- As a senior ran for 2,470 yards on 231 carries and scored 29 touchdowns
- Played in four games last season
- Redshirted 2018 under NCAA four-game rule
- Totaled 103 all-purpose yards, including 57 kick return yards
- Had a season-best 44-yard rush against New Mexico State

CAREER HIGHS

Rushes	4, New Mexico St. ('18)
Yards	46, New Mexico St. ('18)
Long rush	44, New Mexico St. ('18)
Rushing TD	-
Receptions	1, Western Mich. ('18)
Yards	-3, Western Mich. ('18)
Long reception	-3, Western Mich. ('18)
Receiving TD	-

Year	GP	REC	YDS	Y/R	LNG	TD	ATT	YDS	Y/A	LNG	TD
2018	4	1	-3	-3.00	0	0	9	49	5.44	44	0
TOTAL	4	1	-3	-3.00	0	0	9	49	5.44	44	0

23 ZAYNE ANDERSON SR • LB • 6-2 • 215 • STANSBURY PARK, UT • STANSBURY PARK HS

- Parents are Robert and Angie
- An all-state and all-region selection out of Stansbury Park
- Also a state champion in track in the 4x100m, 100m, 200m and medley relay
- A team captain in 2018, started four games before season-ending injury
- Has started 16 games and played in 37
- Moved from safety to linebacker after 2017 season
- Has 111 career tackles and three interceptions

CAREER HIGHS

Tackles	12, Cal ('18)
Solo	9, Cal ('18)
Assisted	6, twice
TFL	1, Cal ('18)
Sacks	-
QBH	-
PBU	1, three times

YEAR	GP	SOLO	AST	TOT	TFL/Y	SACKS	YDS	INT	YDS	TD	FF	FR	FRYDS	QBH	PBU
2015	8	3	0	3	0 / 0	0	0	0	0	0	0	0	0	0	0
2016	13	6	5	11	0 / 0	0	0	0	0	0	0	1	0	0	0
2017	12	41	20	61	0 / 0	0	0	2	27	0	3	1	0	0	2
2018	4	23	13	36	1 / 2	0	0	1	12	0	0	0	0	0	1
TOTAL	37	73	38	111	1 / 2	0	0	3	39	0	3	2	0	0	3

65 ETHAN ATAGI R-FR • OL • 6-5 • 330 • OGDEN, UT • BONNEVILLE HS

- Parents are Jennie and Miller
- Mission to San Antonio, Texas
- Has two siblings
- A first-team all-region selection out of Bonneville HS
- Was a member of the scout team in 2018

56 CLARK BARRINGTON R-FR • OL • 6-6 • 301 • SPOKANE, WA • UNIVERSITY HS

- Parents are Shawn and Jacque
- Mission to Kampala, Uganda
- Father played baseball and mother played basketball at the University of Arizona
- A member of the honor roll at University HS
- Named an all-state performer in high school
- A member of the scout team in 2018



89 MATT BUSHMAN JR • TE • 6-5 • 245 • TUCSON, AZ • SABINO HS



- Married to Emily Lewis, former BYU volleyball player and daughter of Chad Lewis, former BYU All-American tight end and Michele Fellows, former BYU All-American volleyball player
- Parents are Ben and Shannon – mother played volleyball at Ricks College, brother and two uncles played football at BYU, uncle played basketball at Utah, sister played volleyball at Dixie State
- Mission to Santiago, Chile
- Also played for BYU baseball team in 2017
- Freshman All-American in 2017
- Led BYU in receiving for two consecutive seasons

CAREER HIGHS

Receptions	9, at Fresno State (*17)
Yards	97, at Fresno State (*17)
Long reception	39, at Washington (*18)
Touchdowns	1, five times

YEAR	GP	REC	YDS	Y/R	LNG	TD
2017	13	49	520	10.61	37	3
2018	13	29	511	17.62	39	2
TOTAL	26	78	1031	13.22	39	5

97 AUSTIN CHAMBERS R-JR • DL • 6-5 • 300 • SHAWNEE MISSION, KS • SHAWNEE MISSION WEST HS



- Parents are Keith and Bobbi
- Wife's name is Eileen
- Mission to Las Vegas
- An all-state selection out of Shawnee West HS
- Started career on the offensive line, playing in seven games there in 2017
- Played in three games in 2018 on the defensive line
- Posted two tackles against No. 6 Wisconsin

CAREER HIGHS

Tackles	2, at Wisconsin (*18)
Solo	-
Assisted	2, at Wisconsin (*18)
TFL	-
Sacks	-
QBH	-
PBU	-

YEAR	GP	SOLO	AST	TOT	TFL/Y	NO	YDS	INT	YDS	TD	FF	FR	FRYDS	QBH	PBU
2017	7	0	0	0	0/0	0	0	0	0	0	0	0	0	0	0
2018	3	0	2	2	0/0	0	0	0	0	0	0	0	0	0	0
TOTAL	10	0	2	2	0/0	0	0	0	0	0	0	0	0	0	0

67 BRADY CHRISTENSEN R-SO • OL • 6-6 • 295 • BOUNTIFUL, UT • BOUNTIFUL HS



- Parents are Shauna and Doug
- Has three siblings
- Mission to Hamilton, New Zealand
- All-state selection at Bountiful HS
- Started all 13 games at left tackle as a redshirt freshman in 2018
- Ranked No. 2 freshman offensive tackle in college football in 2018 by Pro Football Focus

85 BRADEN COSPER R-FR • WR • 6-3 • 215 • SOUTH JORDAN, UT • BINGHAM HS



- Parents are Matt and Alicia
- 2017 Deseret News First-Team All-State
- Named Daily Herald Region MVP
- Named MVP at the Level Up Elites Camp
- Helped Bingham win the 2016 5A and 2017 6A state championship
- Also played basketball at Bingham High School
- Redshirted the 2018 season

CAREER HIGHS

Receptions	-
Yards	-
Long reception	-
Touchdowns	-

17 MATTHEW CRIDDLE R-SO • LB • 6-1 • 205 • HIGHLAND, UT • SNOW COLLEGE



- Parents are Leah and Mike
- Mission to Guayaquil, Ecuador
- Younger brother of former BYU defensive back Ben Criddle
- Has seven siblings
- Prepped at Lone Peak High School prior to attending Snow College
- Played in all 13 games last season, mostly on special teams

CAREER HIGHS

Tackles	1, twice
Solo	1, New Mexico St. (*18)
Assisted	1, Western Mich. (*18)
TFL	-
Sacks	-
QBH	-
PBU	1, New Mexico St. (*18)

YEAR	GP	SOLO	AST	TOT	TFL/Y	NO	YDS	INT	YDS	TD	FF	FR	FRYDS	QBH	PBU
2018	13	1	1	2	0/0	0	0	0	0	0	0	0	0	0	1
TOTAL	13	1	1	2	0/0	0	0	0	0	0	0	0	0	0	1



**10 JOE CRITCHLOW** R-SO • QB • 6-4 • 215 • FRANKLIN, TN • FRANKLIN HS

- Parents are Sarah and David
- Mission to Montreal, Canada, speaking french
- Has one sister and three brothers
- Named Mid-State Mr. Football as a senior
- Set HS school records for career completions, attempts, passing yards and TDs at Franklin
- Started three games in 2017, going 2-1 as a starter
- Completed 55 of 101 passes for 642 yards and three touchdowns in 2017

CAREER HIGHS

Completions	21, UMass (*17)
Attempts	45, UMass (*17)
Yards	257, UMass (*17)
Passing TDs	1, three times
Long pass	40, UMass (*17)

YEAR	GP	COMP	ATT	YDS	Y/A	PCT	LNG	INT	TD	EFFIC	ATT	YDS	Y/A	LNG	TD
2017	6	55	101	642	6.36	0.54	40	4	3	109.73	15	-49	-3.27	7	0
2018	0	0	0	0	0	0	0	0	0	0	0	0	0	0	0
TOTAL	6	55	101	642	6.36	0.54	40	4	3	109.73	15	-49	-3.27	7	0

99 ZAC DAWE R-JR • DL • 6-4 • 265 • PLEASANT GROVE, UT • PLEASANT GROVE HS

- Parents are Ian and Marlo
- Mission to Houston, Texas
- Older brother, Parker, played offensive line at BYU
- Started career on offensive line but moved to defense after 2017
- Played in all 13 games in 2018, starting one on the defensive line
- Had 16 tackles, including 12 solo stops and four tackles for loss
- Had tackles for loss against Wisconsin, Utah State, UMass and Western Michigan

CAREER HIGHS

Tackles	3, Utah State (*18)
Solo	3, Utah State (*18)
Assisted	1, four times
TFL	1, four times
Sacks	1, at Wisconsin (*18)
QBH	-
PBU	1, Western Mich. (*18)

YEAR	GP	SOLO	AST	TOT	TFL/Y	SACKS	YDS	INT	YDS	TD	FF	FR	FRYDS	QBH	PBU
2018	13	12	4	16	4 / 11	1	8	0	0	0	0	0	0	0	1
TOTAL	13	12	4	16	4 / 11	1	8	0	0	0	0	0	0	0	1

93 BRACKEN EL-BAKRI R-JR • DL • 6-3 • 287 • COTTONWOOD HEIGHTS, UT • BRIGHTON HS

- Parents are Jere and Krista
- Mission to Dallas Texas
- Older brother, Brayden, played fullback at BYU
- Prepped at Brighton HS
- Played as a fullback in 2017
- Started eight games in 2018 on the defensive line, playing in 12
- Posted 24 tackles, 1.5 tackles for loss, one sack and forced one fumble

CAREER HIGHS

Tackles	5, at UMass (*18)
Solo	3, at UMass (*18)
Assisted	3, Western Mich. (*18)
TFL	1.5, at UMass (*18)
Sacks	1, at UMass (*18)
QBH	-
PBU	-

YEAR	GP	SOLO	AST	TOT	TFL/Y	SACKS	YDS	INT	YDS	TD	FF	FR	FRYDS	QBH	PBU
2017	7	0	0	0	0 / 0	0	0	0	0	0	0	0	0	0	0
2018	12	13	11	24	1.5 / 4	1	3	0	0	0	1	0	0	0	0
TOTAL	19	13	11	24	1.5 / 4	1	3	0	0	0	1	0	0	0	0

30 KEENAN ELLIS R-SO • DB • 6-0 • 175 • SAN DIEGO, CA • BONITA VISTA HS

- Parents are Saadia and Keenan
- Has one brother and one sister
- Helped Bonita Vista to a CIF Championship and runner-up to the state championship
- Posted 972 receiving yards as a senior to go along with nine touchdowns
- Also had 235 kick return yards senior season at Bonita Vista
- Played in 12 games, starting one in 2018
- Totaled eight solo tackles and two pass breakups on the season

CAREER HIGHS

Tackles	3, Cal (*18)
Solo	3, Cal (*18)
Assisted	1, Western Mich. (*18)
TFL	-
Sacks	-
QBH	-
PBU	1, twice

YEAR	GP	SOLO	AST	TOT	TFL/Y	SACKS	YDS	INT	YDS	TD	FF	FR	FRYDS	QBH	PBU
2018	12	8	1	9	0 / 0	0	0	0	0	0	0	0	0	0	2
TOTAL	12	8	1	9	0 / 0	0	0	0	0	0	0	0	0	0	2

66 JAMES EMPEY R-SO • OL • 6-4 • 300 • AMERICAN FORK, UT • AMERICAN FORK HS

- Parents are Stephanie and Mike Empey
- Father, Mike, played OL at BYU and was a team captain and also coached OL and TE at BYU
- Mission to Lisbon, Portugal
- Deseret News and Salt Lake Tribune 5A all-state offensive guard in 2014
- Named Freshman All-America by 2018 Football Writers Association of America
- Named 2018 No. 1 freshman center by Pro Football Focus
- Started all 13 games at center in 2018

55 LORENZO FAUATEA R-SO • DL • 6-4 • 305 • WEST VALLEY, UT • HUNTER HS



- Parents are Matthew and Kika
- Named Region 21 Defensive MVP by the Deseret News and All-Region selection
- Deseret News and Salt Lake Tribune 5A First Team All-State selection
- Played in the Polynesian Bowl
- Played in three games before medical redshirt due to injury in 2017
- Played in all 13 games, starting one in 2018
- Totaled 13 total tackles including nine solo stops

CAREER HIGHS

Tackles	3, twice
Solo	2, Hawai'i ('18)
Assisted	3, at Utah State ('17)
TFL	1.5, Western Mich. ('18)
Sacks	1.5, Western Mich. ('18)
QBH	-
PBU	1, Cal ('18)

YEAR	GP	SOLO	AST	TOT	TFL/Y	NO	YDS	INT	YDS	TD	FF	FR	FRYDS	QBH	PBU
2017	3	0	4	4	0.5 / 0	0	0	0	0	0	0	0	0	1	0
2018	13	9	4	13	2.5 / 16	2.5	16	0	0	0	0	0	0	0	1
TOTAL	16	9	8	17	3 / 16	2.5	16	0	0	0	0	0	0	1	1

23 SIONE FINAU R-FR • RB • 5-11 • 190 • KEARNS, UT • KEARNS HS



- Mother is LoyAnn Finau
- Mission to San Jose, California
- Deseret News Region 6 MVP at Kearns HS
- Tribune 2015 Coaches' All-State 4A Second Team
- Won the 4A state championship in the 110 meter hurdles
- Played in four games in 2018
- Had one kick return

CAREER HIGHS

Rushes	-
Yards	-
Long rush	-
Rushing TD	-
Receptions	-
Yards	-
Long reception	-
Receiving TD	-

34 KAVIKA FONUA R-JR • RB • 6-0 • 205 • SYRACUSE, UT • SYRACUSE HS



- Parents are Dean and Stacy
- Mission to Vancouver, Canada
- 2013 Deseret News 5A All-State First Team
- 2013 Utah Region 1 Co-MVP
- Has played in 28 games as a defensive back, linebacker and running back
- Played in four games in 2017 as a running back, posting 18 carries for 87 yards before injury
- Missed 2018 season due to injury in camp

CAREER HIGHS

Rushes	8, Utah ('17)
Yards	59, Portland State ('17)
Long rush	34, Portland State ('17)
Rushing TD	-
Receptions	2, Utah ('17)
Yards	14, Utah ('17)
Long reception	8, Utah ('17)
Receiving TD	-

Year	GP	REC	YDS	Y/R	LNG	TD	ATT	YDS	Y/A	LNG	TD
2014	11	0	0	0	0	0	0	0	0	0	0
2016	13	0	0	0	0	0	0	0	0	0	0
2017	4	2	14	7.00	8	0	18	87	4.83	34	0
TOTAL	28	2	14	7.00	8	0	18	87	4.83	34	0

68 JT GENTRY R-FR • OL • 6-5 • 287 • LITTLETON, CO • COLUMBINE HS



- Parents are Todd and Susan
- Mission to Budapest, Hungary
- Earned All-State Academic honors for three years,
- Graduated top 10 percent in his class at Columbine HS
- Named to 2015 CHSAA/Max Preps All-State First Team, Colorado Preps 5A All-State First-Team and Denver Post All-Colorado team
- A member of the scout team in 2018

5 DAYAN GHANWOLOKU R-SR • DB • 5-11 • 201 • LAYTON, UT • NORTHBRIDGE HS



- Parents are Robert and Jenny
- Wife's name is Madison
- From Liberia, Africa
- Deseret News 5A All-State First Team selection in 2014
- Started 31 off 36 career games (both cornerback and safety)
- Has 145 career tackles, five career interceptions and 218 career return yards
- Has three career touchdowns, two on defense and one on offense

CAREER HIGHS

Tackles	9, Toledo ('16)
Solo	8, Toledo ('16)
Assisted	6, at Utah State ('17)
TFL	2, Northern Ill. ('18)
Sacks	-
QBH	1, UMass ('16)
PBU	3, at East Carolina ('17)

YEAR	GP	SOLO	AST	TOT	TFL/Y	NO	YDS	INT	YDS	TD	FF	FR	FRYDS	QBH	PBU
2016	13	33	15	48	2 / 5	0	0	3	113	1	1	1	0	1	4
2017	13	37	21	58	1 / 1	0	0	2	105	0	0	0	0	0	6
2018	10	31	8	39	3 / 8	0	0	0	0	0	1	4	36	0	2
TOTAL	36	101	44	145	6 / 14	0	0	5	218	1	2	5	36	1	12

**15 HAYDEN GRIFFITTS** R-JR • WR • 6-2 • 205 • WINDERMERE, FL • WEST ORANGE HS

- Parents are Erin and Bobby
- Twin brother, Kyle, is a fullback at BYU
- Father, Bobby, played football at BYU
- Mission to Kobe, Japan
- Helped West Orange to the playoffs for the first time in school history
- Named 2013 All-State and set school records for passing and scoring
- A scout team quarterback in 2018

CAREER HIGHS

Receptions -
Yards -
Long reception -
Touchdowns -

42 KYLE GRIFFITTS R-JR • RB/TE • 6-3 • 230 • WINDERMERE, FL • WEST ORANGE HS

- Parents are Erin and Bobby
- Twin brother, Hayden, is a wide receiver at BYU
- Mission to Comodoro Rivadavia, Argentina
- Father, Bobby, played football at BYU
- Helped West Orange to the playoffs for the first time in school history
- Named 2013 All-State and set school records for passing and scoring
- Played in eight games in 2017

CAREER HIGHS

Rushes -
Yards -
Long rush -
Rushing TD -
Receptions -
Yards -
Long reception -
Receiving TD -

Year	GP	REC	YDS	Y/R	LNG	TD	ATT	YDS	Y/A	LNG	TD
2017	8	0	0	0	0	0	0	0	0	0	0
2018	0	0	0	0	0	0	0	0	0	0	0
TOTAL	8	0	0	0	0	0	0	0	0	0	0

3 JAREN HALL R-FR • QB • 6-1 • 205 • SPANISH FORK, UT • MAPLE MOUNTAIN HS

- Parents are Kalin and Hollie
- Father, Kalin, played running back at BYU and brother KJ also played
- Mission to Roseville, California
- Deseret News 4A Honorable Mention and Region 8 First Team in 2014 and 2015
- Also plays on the BYU baseball team
- Played in two games in 2018
- Had three rushing attempts against UMass

CAREER HIGHS

Completions -
Attempts -
Yards -
Passing TDs -
Long pass -
Rushes 3, at UMass ('18)
Yards 6, at UMass ('18)
Long Rush 2, at UMass ('18)

YEAR	GP	COMP	ATT	YDS	Y/A	PCT	LNG	INT	TD	EFFIC	ATT	YDS	Y/A	LNG	TD
2018	2	0	0	0	0	0	0	0	0	-	4	4	1.00	2	0
TOTAL	2	0	0	0	0	0	0	0	0	-	4	4	1.00	2	0

98 MITCH HARRIS R-SR • LS • 6-4 • 219 • GILBERT, AZ • PERRY HS

- Parents are Bret and Candance
- Mission to Guatemala City, Guatemala
- Second Team All-Section tight end in 2013 at Perry HS
- Played both ways, starting at outside linebacker and was a team captain in 2013
- Named First-Team All-State in volleyball in 2013
- Has played in 25 games
- Served as BYU's primary longsnapper for the past two seasons

YEAR	GP	SOLO	AST	TOT	TFL/Y	SACKS	YDS	INT	YDS	TD	FF	FR	FRYDS	QBH	PBU
2016	1	0	0	0	0 / 0	0	0	0	0	0	0	0	0	0	0
2017	11	0	1	1	0 / 0	0	0	0	0	0	0	0	0	0	0
2018	13	1	1	2	0 / 0	0	0	0	0	0	0	1	0	0	0
TOTAL	25	1	2	3	0 / 0	0	0	0	0	0	0	1	0	0	0



80 NATE HEAPS R-SO • TE • 6-4 • 260 • AMERICAN FORK, UT • AMERICAN FORK HS



- Parents are Shirley and Joe
- Mission to Santiago, Chile
- Was a three-time all-region selection at American Fork HS
- Named to the all-state team as a senior
- Also earned Academic all-region three times and was on the high honor roll all four years of high school
- A member of the scout team for the past two seasons

CAREER HIGHS

Receptions	-
Yards	-
Long reception	-
Touchdowns	-

77 CHANDON HERRING R-JR • OL • 6-7 • 306 • GILBERT, AZ • PERRY HS



- Parents are Mike and Kimberly
- Mission to Washington, DC
- Played both offensive and defensive lines at Perry HS
- Also was a track and field thrower
- Has played in 24 games
- Played in 12 games in 2018

11 ISAIAH HERRON R-FR • DB • 6-1 • 175 • LAS VEGAS, NV • ARBOR VIEW HS



- Parents are Duane Herron and Jazmine Orr
- Named Las Vegas Review-Journal All-State honorable mention in 2016
- Helped Arbor View HS to a 30-4 record as a member of the varsity squad with three league titles and state runner-up twice
- Played in four games in 2018 prior to redshirting
- Had four total tackles

CAREER HIGHS

Tackles	3, Hawaii ('18)
Solo	2, Hawaii ('18)
Assisted	1, twice
TFL	-
Sacks	-
QBH	-
PBU	-

YEAR	GP	SOLO	AST	TOT	TFL/Y	SACKS	YDS	INT	YDS	TD	FF	FR	FRYDS	QBH	PBU
2018	4	2	2	4	0/0	0	0	0	0	0	0	0	0	0	0
TOTAL	4	2	2	4	0/0	0	0	0	0	0	0	0	0	0	0

15 ALEVA HIFO SR • WR • 5-10 • 187 • MENIFEE, CA • HERITAGE HS



- Parents are Lesieli and Petelo
- Cousin of former BYU linebacker Sione Takitaki and brother, Marvin, also played at BYU
- Helped Menifee HS to the Central Division Championship title in 2013
- Has played in 39 games
- Kick returner in 2016 with 440 return yards on 21 kick returns
- Second on the team in 2017 with 437 receiving yards on 37 receptions
- Played in all 13 games, starting eight and led the team in all-purpose yards with 545

CAREER HIGHS

Receptions	9, at East Carolina ('17)
Yards	148, at East Carolina ('17)
Long reception	70, Western Mich. ('18)
Touchdowns	1, four times
Kick returns	8, Toledo ('16)
Kick return yards	148, Toledo ('16)
Long KR	50, West Virginia ('16)

Year	GP	REC	YDS	Y/R	LNG	TD	KR	YDS	AVG	LNG	TD
2016	13	11	58	5.27	13	0	21	440	20.95	50	0
2017	13	37	437	11.81	46	2	1	23	23.00	23	0
2018	13	28	358	12.79	70	2	7	135	19.29	25	0
TOTAL	39	76	853	11.22	70	4	29	598	20.62	50	0

7 BEAU HOGE R-SR • RB • 6-1 • 210 • FORT THOMAS, KY • HIGHLANDS HS



- Father is Merril Hoge, former NFL running back and ESPN analyst, cousin is Tristen Hoge
- Led Highlands to 13-2 record and 4A state championship while being named MVP
- Passed for 3,459 yards, 35 touchdowns and rushed for 865 yards and 26 touchdowns
- Has played in nine career games, starting two in 2015
- Redshirted the 2016 season
- Against Wagner in 2015, passed for 117 yards and one TD and rushed two more scores
- Posted 257 passing yards and two touchdowns in 2016

CAREER HIGHS

Rushes	12, Wagner ('15)
Yards	47, Wagner ('15)
Long rush	16, Wagner ('15)
Rushing TD	2, Wagner ('15)
Receptions	-
Yards	-
Long reception	-
Receiving TD	-

Year	GP	REC	YDS	Y/R	LNG	TD	ATT	YDS	Y/A	LNG	TD
2015	3	0	0	0	0	0	16	49	3.06	16	2
2017	3	0	0	0	0	0	12	26	2.17	10	0
2018	3	0	0	0	0	0	4	6	1.50	4	0
TOTAL	9	0	0	0	0	0	32	81	2.53	16	2

**69 TRISTEN HOGE** R-JR • OL • 6-5 • 306 • POCATELLO, ID • NOTRE DAME

- Parents are Cindy and Marty
- Cousin of BYU running back Beau Hoge, nephew of NFL running back Merrill Hoge
- Transferred from Notre Dame
- Prepped at Highland High School
- Parade All-American, All-USA Today team
- Played in six games at Notre Dame
- Started all 13 games in 2018 after redshirting in 2017

39 DREW JENSEN R-FR • LB • 6-2 • 217 • SALT LAKE CITY, UT • BRIGHTON HS

- Parents are Rich and Shauna
- Mission to Santa Fe, Argentina
- Helped Brighton to a trip to the playoffs with a 7-4 record
- All-Conference honorable mention team
- Threw javelin and placed sixth in Utah as a freshman
- Played in one game in 2018 before season-ending injury

YEAR	GP	SOLO	AST	TOT	TFL/Y	SACKS	YDS	INT	YDS	TD	FF	FR	FRYDS	QBH	PBU
2018	1	0	0	0	0 / 0	0	0	0	0	0	0	0	0	0	0
TOTAL	1	0	0	0	0 / 0	0	0	0	0	0	0	0	0	0	0

19 DANNY JONES R-JR • P • 6-4 • 245 • ESSENDON, AUSTRALIA • LA TROBE UNIVERSITY

- Parents are William Jones and Andrea McCubbin
- Went to LaTrobe University
- Played Australian rules football
- Attended Prokick Australia
- Played for Aussie Rules football pro teams Birchip-Watchem Bulls and Bendigo Pioneers
- Played in six games
- Totaled eight punts for 310 yards dropping three inside the 20-yard line

Year	GP	Punt	YDS	AVG	LNG	IN20	50+	FC	TB	BLK
2018	6	8	310	38.75	47	3	0	3	0	0
TOTAL	6	8	310	38.75	47	3	0	3	0	0

24 AUSTIN KAFENTZIS R-SR • DB • 6-1 • 200 • SANDY, UT • ARIZONA WESTERN

- Parents are Juliene and Kyle
- Started collegiate career at Wisconsin and Nevada before transferring to Arizona Western
- Two-time Utah Gatorade Player of the Year
- Finished HS career with 13 state records, including passing yards (13,079), rushing yards (6,942) and touchdowns (115)
- Played in 10 games as a wildcat QB and running back in 2017, rushing for 227 yards
- Played in 12 games, mostly on special teams with four total tackles

CAREER HIGHS

Tackles	1, four times
Solo	1, twice
Assisted	1, twice
TFL	-
Sacks	-
QBH	-
PBU	-

YEAR	GP	SOLO	AST	TOT	TFL/Y	SACKS	YDS	INT	YDS	TD	FF	FR	FRYDS	QBH	PBU
2017	10	0	0	0	0 / 0	0	0	0	0	0	0	0	0	0	0
2018	12	2	2	4	0 / 0	0	0	0	0	0	0	0	0	0	0
TOTAL	22	2	2	4	0 / 0	0	0	0	0	0	0	0	0	0	0

39 JARED KAPISI R-JR • DB • 6-0 • 195 • PUKALANI, HI • MAUI HS

- Parents are Miki and Joe Kapisi
- Mission to Scottsdale, Arizona
- All-league first team (WR) 2012 and 2013 at Maui HS
- Also lettered in soccer and track and field
- Spent two years on the scout team in 2014 and 2017
- Played in 12 games in 2018, mostly on special teams
- Totaled four tackles

CAREER HIGHS

Tackles	3, New Mexico St. (*18)
Solo	2, New Mexico St. (*18)
Assisted	1, New Mexico St. (*18)
TFL	-
Sacks	-
QBH	-
PBU	-

YEAR	GP	SOLO	AST	TOT	TFL/Y	SACKS	YDS	INT	YDS	TD	FF	FR	FRYDS	QBH	PBU
2014	0	0	0	0	0 / 0	0	0	0	0	0	0	0	0	0	0
2017	0	0	0	0	0 / 0	0	0	0	0	0	0	0	0	0	0
2018	12	3	1	4	0 / 0	0	0	0	0	0	0	0	0	0	0
TOTAL	12	3	1	4	0 / 0	0	0	0	0	0	0	0	0	0	0



4 LOPINI KATOA R-SO • RB • 6-1 • 210 • AMERICAN FORK, UT • AMERICAN FORK HS



- Parents are Angie and Sam Katoa
- Mission to Independence, Missouri
- A 2014 all-state selection out of American Fork HS
- Named Region 4 MVP
- Played in 11 games in 2018, starting two
- Led the team in rushing yards with 423 on 76 carries and eight touchdowns
- Added 20 receptions, 114 yards and one touchdown

CAREER HIGHS

Rushes	19, New Mexico St. ('18)
Yards	155, New Mexico St. ('18)
Long rush	50, New Mexico St. ('18)
Rushing TD	4, New Mexico St. ('18)
Receptions	7, at Washington ('18)
Yards	66, at Washington ('18)
Long reception	27, at Washington ('18)
Receiving TD	1, Utah State ('18)

Year	GP	REC	YDS	Y/R	LNG	TD	ATT	YDS	Y/A	LNG	TD
2018	11	20	114	5.70	27	1	76	423	5.57	50	8
TOTAL	11	20	114	5.70	27	1	76	423	5.57	50	8

90 DEVIN KAUFUSI SO • DL • 6-7 • 255 • PROVO, UT • TIMPVIEV HS



- Parents are Steve and Michelle Kaufusi
- Father and two brothers all played defensive line at BYU
- Cousins, Isaiah and Jackson, are currently on the BYU football team
- Mission to the Alpine-German mission
- Helped Timpview to three state titles (2013-15) as a first-team all-state selection
- Played in 12 games, starting two in 2018
- Totaled five tackles including one sack

CAREER HIGHS

Tackles	2, New Mexico St. ('18)
Solo	2, New Mexico St. ('18)
Assisted	1, twice
TFL	1, New Mexico St. ('18)
Sacks	1, New Mexico St. ('18)
QBH	-
PBU	-

YEAR	GP	SOLO	AST	TOT	TFL/Y	SACKS	YDS	INT	YDS	TD	FF	FR	FRYDS	QBH	PBU
2018	12	3	2	5	1 / 3	1	3	0	0	0	0	0	0	0	0
TOTAL	12	3	2	5	1 / 3	1	3	0	0	0	0	0	0	0	0

53 ISAIAH KAUFUSI R-SR • RB • 6-2 • 219 • FORT THOMAS, KY • HIGHLANDS HS



- Parents are Jeff and Brooke
- Wife's name is Breanna
- Brother, Jackson, and cousin, Devin, are currently on the BYU football team
- Mission to Nukualofa, Tonga
- Deseret News and Salt Lake Tribune 5A All-State First Team selection
- Has played in 22 career games with six starts
- Posted 50 tackles in 2018 and had two interceptions

CAREER HIGHS

Tackles	14, at UMass ('18)
Solo	6, Northern Illinois ('18)
Assisted	10, at UMass ('18)
TFL	2, Northern Illinois ('18)
Sacks	1, Hawai'i ('18)
QBH	-
PBU	2, Hawai'i ('18)
Interceptions	1, twice

YEAR	GP	SOLO	AST	TOT	TFL/Y	SACKS	YDS	INT	YDS	TD	FF	FR	FRYDS	QBH	PBU
2017	11	5	6	11	0 / 0	0	0	0	0	0	0	0	0	0	0
2018	11	30	20	50	6 / 14	1	3	2	18	0	1	0	0	0	4
TOTAL	22	35	26	61	6 / 14	1	3	2	18	0	1	0	0	0	4

47 JACKSON KAUFUSI R-FR • LB • 6-2 • 224 • COTTONWOOD HEIGHTS, UT • BRIGHTON HS



- Parents are Jeff and Brooke
- Wife's name is Hallie
- Brother, Isaiah, and cousin, Devin, are currently on the BYU football team
- Mission to Melbourne, Australia
- Deseret News All-State Second Team in 2015
- Redshirted the 2018 season after playing in four games
- Had one tackle last season

CAREER HIGHS

Tackles	1, McNeese ('18)
Solo	1, McNeese ('18)
Assisted	-
TFL	-
Sacks	-
QBH	-
PBU	-

YEAR	GP	SOLO	AST	TOT	TFL/Y	SACKS	YDS	INT	YDS	TD	FF	FR	FRYDS	QBH	PBU
2018	4	1	0	1	0 / 0	0	0	0	0	0	0	0	0	0	0
TOTAL	4	1	0	1	0 / 0	0	0	0	0	0	0	0	0	0	0

76 HARRIS LACHANCE R-FR • OL • 6-8 • 305 • HERRIMAN, UT • HERRIMAN HS



- Parents are Mindy McDermaid and Larry LaChance
- Has two siblings
- Mission to Nashville, Tennessee
- Named all-region and all-state in 2014 at Herriman HS
- Helped Herriman to region titles in 2013 and 2014
- Redshirted after playing in four games last season



**21 HIRKLEY LATU** R-FR • DL • 6-3 • 240 • KAHUKU, HI • KAHUKU HS

- Parents are Roxanne and Peni
- Has two brothers and three sisters
- Mission to Atlanta, Georgia
- Helped Kahuku HS to 2015 OIA championship and state title after 14-0 season
- A 2015 first-team all-state selection and first-team OIA
- Redshirted the 2018 season

17 MORONI LAULU-PUTUTAU R-SR • TE • 6-5 • 245 • HYRUM, UT • MOUNTAIN CREST HS

- Parents are Sauimalae and Ofisi
- Wife is Kiralyn
- Mission to Antofagasta, Chile
- Deseret News 4A All-State Second Team at Mountain Crest HS
- Has played in 30 career games
- Played in five games last season before season-ending injury
- Has 47 receptions, 509 yards and four touchdowns

CAREER HIGHS

Receptions	6, UCLA (*16)
Yards	95, Fresno State (*15)
Long reception	54, Fresno State (*15)
Receiving TD	1, Four times

Year	GP	REC	YDS	Y/R	LNG	TD
2015	12	6	112	18.67	54	1
2016	13	27	277	10.26	19	2
2017	0	0	0	0	0	0
2018	5	14	120	8.57	31	1
TOTAL	30	47	509	10.83	54	4

2 AUSTIN LEE R-SR • DB • 6-0 • 200 • DRAPER, UT • UTAH/SLC CC

- Parents are Jan and Douglas
- Wife's name is Kortnie and they have one son and one daughter
- Mission to Tulsa, Oklahoma
- Played freshman season at Utah
- Contributed in seven games at Utah, totaling four tackles on special teams
- Two-time first-team All-State selection at Alta HS
- Has played in 20 games with 12 starts at safety

CAREER HIGHS

Tackles	7, at Washington (*18)
Solo	5, twice
Assisted	3, twice
TFL	1, McNeese (*18)
Sacks	-
QBH	-
PBU	1, at Boise State (*18)
Interceptions	1, twice

YEAR	GP	SOLO	AST	TOT	TFL/Y	SACKS	YDS	INT	YDS	TD	FF	FR	FRYDS	QBH	PBU
2017	8	10	5	15	0 / 0	0	0	0	0	0	0	1	0	0	0
2018	12	26	15	41	1 / 8	0	0	2	62	0	1	0	0	0	1
TOTAL	20	36	20	56	1 / 8	0	0	2	62	0	1	1	0	0	1

58 URIAH LEIATAUA R-JR • DL • 6-4 • 255 • COMPTON, CA • DOMINGUEZ HS

- Parents are Siu and Vaosa Leiataua
- Mission to Apia, Samoa
- Has five sisters
- All-CIF Defense First Team and All-CIF Southeast Division selection
- San Gabriel Valley League MVP and second-team Press Telegraph Dream Team honoree
- Played in 16 career games after redshirting in 2016
- Posted 11 total tackles and one pass breakup

CAREER HIGHS

Tackles	2, three times
Solo	2, San Jose State (*17)
Assisted	2, at UMass (*18)
TFL	-
Sacks	-
QBH	-
PBU	1, at Boise State (*18)

YEAR	GP	SOLO	AST	TOT	TFL/Y	SACKS	YDS	INT	YDS	TD	FF	FR	FRYDS	QBH	PBU
2016	0	0	0	0	0 / 0	0	0	0	0	0	0	0	0	0	0
2017	7	3	2	5	0 / 0	0	0	0	0	0	0	0	0	0	0
2018	9	3	3	6	0 / 0	0	0	0	0	0	0	0	0	0	1
TOTAL	16	6	5	11	0 / 0	0	0	0	0	0	0	0	0	0	1

18 HAYDEN LIVINGSTON R-FR • DB • 6-2 • 200 • RIGBY, ID • RIGBY HS



- Parents are Melissa and Jeremy
- Has two younger sisters and two younger brothers
- His father, Jeremy Livingston, played football at Ricks College
- Mission to Leeds, United Kingdom
- 2015 East Idaho Player of the Year as a quarterback at Rigby
- USA Today All-Idaho First Team
- Scout team quarterback in 2016

43 AJ LOLOHEA R-SO • LB • 6-3 • 235 • GLENDALE, UT • WEST HS



- Parents are Anna and Al Halani Lolohea
- Has one brother and five sisters
- Named to the honor roll in 2012, 2013 and 2014 at West HS
- Played both defensive line and linebacker, even some quarterback
- Totaled 29 tackles and 5.5 tackles for loss as a senior
- A member of the scout team in 2017 and 2018

74 KIEFFER LONGSON R-JR • OL • 6-7 • 311 • SAN RAMON, CA • DOUGHERTY VALLEY HS



- Parents are Kim and Thad
- Wife's name is Macayla
- Mission to Toronto, Canada
- Named All-East Bay third-team offense by the Contra Costa Times
- Has played in 11 career games
- Started three games in 2018
- Can play guard and tackle

62 ATUNAISA MAHE R-FR • DL • 6-1 • 307 • WEST JORDAN, UT • WEST JORDAN HS



- Parents are Mafi and Kalofiamama
- Mission to Nuku'alofa, Tonga
- Deseret News 5A All-State Second Team
- Two-time all-region selection
- Helped West Jordan High School to the first round of the state playoffs
- Was the top heavyweight powerlifter in a 2015 Weber High tournament
- Redshirted the 2018 season

36 D'ANGELO MANDELL SO • DB • 6-1 • 185 • SAN DIEGO, CA • DEL NORTE HS



- Parents are Daisy and Darrell
- Three-time All-CIF selection
- Four-time first-team all-league selection
- Three-time first-team North County selection
- Ran track, including the 100, 200 and 400-meter events
- Played in 12 games in 2018, starting four
- Totaled nine tackles, including six solo stops

CAREER HIGHS

Tackles	3, at Utah ('18)
Solo	2, at Utah ('18)
Assisted	3, three times
TFL	-
Sacks	-
QBH	-
PBU	-
Interceptions	-

YEAR	GP	SOLO	AST	TOT	TFL/Y	SACKS	YDS	INT	YDS	TD	FF	FR	FRYDS	QBH	PBU
2018	13	6	3	9	0 / 0	0	0	0	0	0	0	0	0	0	0
TOTAL	13	6	3	9	0 / 0	0	0	0	0	0	0	0	0	0	0

27 AUSTIN MCCHESENEY R-JR • DB • 6-1 • 180 • HIGHLAND, UT • LONE PEAK HS



- Son of Todd and Meisha
- Wife's name is Hannah
- Mission to San Diego, California
- All-Region honoree at Lone Peak High School
- Played in nine games in 2016
- Had seven tackles and an interception
- Missed 2017-18 seasons with injury

CAREER HIGHS

Tackles	3, Toledo ('16)
Solo	3, Toledo ('16)
Assisted	1, at Michigan State ('16)
TFL	-
Sacks	-
QBH	-
PBU	-
Interceptions	1, at Cincinnati

YEAR	GP	SOLO	AST	TOT	TFL/Y	SACKS	YDS	INT	YDS	TD	FF	FR	FRYDS	QBH	PBU
2016	9	6	1	7	0 / 0	0	0	1	37	0	0	0	0	0	0
TOTAL	9	6	1	7	0 / 0	0	0	1	37	0	0	0	0	0	0

**45 DARIUS MCFARLAND** R-FR • TE • 6-2 • 245 • BRIGHAM CITY, UT • BOX ELDER HS

- Parents are Darin and Jeanette
- Mission to Washington D.C.
- Salt Lake Tribune Coaches' All-State 4A Second Team at Box Elder HS
- All-Region 5A First Team
- Also played basketball and baseball
- Converted from defensive line to fullback in 2018 and moved to tight end spring of 2019
- Played in one game in 2018 and redshirted

CAREER HIGHS

Receptions	-
Yards	-
Long reception	-
Receiving TD	-

Year	GP	REC	YDS	Y/R	LNG	TD
2018	1	0	0	0	0	0
TOTAL	1	0	0	0	0	0

82 DAX MILNE SO • WR • 6-0 • 187 • SOUTH JORDAN, UT • BINGHAM HS

- Parents are Darren and Jill
- Salt Lake Tribune 6A All-State second team
- Deseret News 6A All-State honorable mention
- Helped Bingham to three state championships in football and two in basketball
- Played in nine games, starting three in 2018
- Had 10 receptions, 69 yards and one touchdown
- Caught first career touchdown against Western Michigan in Potato Bowl

CAREER HIGHS

Receptions	4, Utah State ('18)
Yards	27, Utah State ('18)
Long reception	9, at Washington ('18)
Receiving TD	1, Western Mich. ('18)

YEAR	GP	REC	YDS	Y/R	LNG	TD
2018	10	10	69	6.90	9	1
TOTAL	10	10	69	6.90	9	1

12 MALIK MOORE SO • DB • 6-1 • 185 • SAN DIEGO, CA • POINT LOMA HS

- Parents Kizzy and Nyere
- All-Western league honorable mention
- Also ran track in high school
- Played in 12 games
- Tallied first career solo tackle against Northern Illinois
- Tallied first career interception against New Mexico State

CAREER HIGHS

Tackles	2, at Boise State ('18)
Solo	1, twice
Assisted	1, at Boise State ('18)
TFL	-
Sacks	-
QBH	-
PBU	-
Interceptions	1, New Mexico St. ('18)

YEAR	GP	SOLO	AST	TOT	TFL/Y	SACKS	YDS	INT	YDS	TD	FF	FR	FRYDS	QBH	PBU
2018	13	2	1	3	0 / 0	0	0	1	1	0	0	0	0	0	0
TOTAL	13	2	1	3	0 / 0	0	0	1	1	0	0	0	0	0	0

88 JJ NWIGWE R-SR • DL • 6-5 • 265 • ROCKWALL, TX • ROCKWALL-HEATH HS

- Mom is Vaniecy
- Helped RockWall to 10-3 record, 6-1 in district, while reaching the third round of regional playoffs
- District 12-5A First Team Offense All-District
- Started career on offensive line, playing in 15 games at tackle
- Switched to tight end in 2017, playing in 13 games with four starts
- Played in four games at tight end in 2018 before redshirting and switching to defensive end

CAREER HIGHS

Tackles	1, Wyoming ('16)
Solo	1, Wyoming ('16)
Assisted	-
TFL	-
Sacks	-
QBH	-
PBU	-
Interceptions	-

YEAR	GP	SOLO	AST	TOT	TFL/Y	SACKS	YDS	INT	YDS	TD	FF	FR	FRYDS	QBH	PBU
2015	3	0	0	0	0 / 0	0	0	0	0	0	0	0	0	0	0
2016	12	1	0	1	0 / 0	0	0	0	0	0	0	0	0	0	0
2017	13	0	0	0	0 / 0	0	0	0	0	0	0	0	0	0	0
2018	4	0	0	0	0 / 0	0	0	0	0	0	0	0	0	0	0
TOTAL	32	1	0	1	0 / 0	0	0	0	0	0	0	0	0	0	0

39 JAKE OLDROYD

R-FR • K • 6-1 • 200 • SOUTHLAKE, TX • CARROLL HS



- Parents are Matthew and Jennifer
- Mission to Ormono, Chile
- Was a perfect 60 for 60 in PATs and 8 for 8 in field goal attempts in his two seasons at Carroll HS
- Played freshman season at BYU in 2016, making game-winning 33-yard field goal in season opener at Arizona
- Played in three game in 2016 before redshirting due to injury

CAREER HIGHS

Field Goals Made	2, at Utah (*16)
Field Goals Attempted	2, at Utah (*16)
Long Field Goal	43, at Utah (*16)
PATs made	1, at Utah (*16)
PATs attempted	1, at Utah (*16)
Points scored	7, at Utah (*16)

Year	GP	NO	YDS	AVG	TB	OB	FGM	FGA	PCT	LNG	BLK	XPM	XPA	PCT	PTS
2016	3	5	230	46.00	1	0	3	4	75.00	43	1	1	1	100.00	10
TOTAL	3	5	230	46.00	1	0	3	4	75.00	43	1	1	1	100.00	10

2 NEIL PAU'U

JR • WR • 6-4 • 220 • SANTA ANA, CA • SERVITE HS



- Parents are Tupou and Uepi
- Mission to Salt Lake City
- Younger brother of former BYU linebacker Butch Pau'u
- Played receiver and was also a dual-threat quarterback at Servite HS
- Also played varsity volleyball and basketball
- Has played in 24 career games with three starts
- Caught 32 passes for 355 yards and three touchdowns in career

CAREER HIGHS

Receptions	4, twice
Yards	62, at UMass (*18)
Long reception	48, Western Mich. (*18)
Receiving TD	1, three times

Year	GP	REC	YDS	Y/R	LNG	TD
2017	11	14	139	9.93	28	2
2018	13	18	216	12.00	48	1
TOTAL	24	32	355	11.09	48	3

41 KEENAN PILI

R-FR • LB • 6-2 • 222 • PROVO, UT • TIMPVIEV HS



- Parents are Rebecca and Wayland
- Brother of current BYU defensive lineman Trajan Pili
- Cousin Ifo Pili played DL for BYU in 1997-98, 2001-03
- Mission to Orlando, Florida
- A Semper Fi All-American at Timpview HS
- Redshirted the 2016 season as a member of the scout team

52 TRAJAN PILI

R-SR • DL/LB • 6-2 • 260 • LAS VEGAS, NV • CENTENNIAL HS



- Parents are Rebecca and Wayland
- Wife's name is Ema
- Brother of current BYU linebacker Keenan Pili
- Mission to Jacksonville, Florida
- Earned 1st Team All-State DE honors at Centennial HS
- Has played in 39 career games with 11 starts
- Posted 52 career tackles, 10 tackles for loss and 5.5 sacks

CAREER HIGHS

Tackles	4, three times
Solo	3, four times
Assisted	3, twice
TFL	2, twice
Sacks	1.5, at Boise State (*16)
QBH	1, four times
PBU	1, Cal (*18)
Interceptions	-

YEAR	GP	SOLO	AST	TOT	TFL/Y	SACKS	YDS	INT	YDS	TD	FF	FR	FRYDS	QBH	PBU
2016	13	5	3	8	5 / 12	2.5	8	0	0	0	0	0	0	0	0
2017	13	8	9	17	3 / 8	1	3	0	0	0	0	0	0	2	0
2018	13	19	8	27	2 / 9	2	9	0	0	0	0	0	0	2	1
TOTAL	39	32	20	52	10 / 29	5.5	20	0	0	0	0	0	0	4	1

28 SAWYER POWELL

R-SR • DB • 6-1 • 200 • WEST RICHLAND, WA • RICHLAND HS



- Parents are Eric and Shauna
- Has six siblings
- Mission to Montevideo, Uruguay
- All-Conference linebacker at Richland HS
- Medical redshirt in 2017 with injury
- Has played in 25 games
- Has 25 total tackles, two forced fumbles and one fumble recovery

CAREER HIGHS

Tackles	5, Western Mich. (*18)
Solo	4, Utah State (*18)
Assisted	2, twice
TFL	-
Sacks	-
QBH	-
PBU	-
Interceptions	-

YEAR	GP	SOLO	AST	TOT	TFL/Y	SACKS	YDS	INT	YDS	TD	FF	FR	FRYDS	QBH	PBU
2016	12	3	0	3	0 / 0	0	0	0	0	0	1	0	0	0	0
2018	13	16	6	22	0 / 0	0	0	0	0	0	1	1	0	0	0
TOTAL	25	19	6	25	0 / 0	0	0	0	0	0	2	1	0	0	0

**43 MITCHELL PRICE** SO • DB • 6-0 • 189 • PLEASANT GROVE, UT • PLEASANT GROVE HS

- Parents are Steven and Sherri
- Mission to Billings, Montana
- Prepped at Pleasant Grove High school
- Played two varsity years for the Vikings and posted 85 tackles
- Joined the team in spring of 2018
- Played in 11 games, mostly on special teams

YEAR	GP	SOLO	AST	TOT	TFL/Y	SACKS	YDS	INT	YDS	TD	FF	FR	FRYDS	QBH	PBU
2018	11	1	0	1	0 / 0	0	0	0	0	0	0	0	0	0	0
TOTAL	11	1	0	1	0 / 0	0	0	0	0	0	0	0	0	0	0

87 ADDISON PULSIPHER R-SR • OL • 6-5 • 280 • TEMECULA, CA • TEMECULA VALLEY HS

- Parents are Ann and Allen
- Wife's name is Corinne
- Brother, Adam, played linebacker at BYU
- Mission to Montevideo, Uruguay
- Named first-team All-Southwestern as an offensive lineman at Temecula Valley HS
- Has played in 13 games, including two starts
- Spent time as a blocking tight end in 2018

36 MORGAN PYPER R-FR • RB • 6-2 • 202 • IDAHO FALLS, ID • HILLCREST HS

- Parents are Ion and Darla
- Mission to Milan, Italy
- High Country Conference Player of the Year at Hillcrest HS
- Had 1,105 all purpose yards and 11 TDs in just nine games
- Averaged over six yards per carry in high school
- Also ran track and played basketball
- Redshirted the 2018 season as a member of the scout team

13 BAYLOR ROMNEY R-FR • QB • 6-2 • 193 • EL PASO, TX • FRANKLIN HS

- Parents are Jeni and Cade
- Has three siblings, including BYU wide receiver Gunner Romney
- Nephew of former BYU wideout Matt Allen
- Mission to Carlsbad, California
- Helped Franklin High School to 2014 district championship
- An all-city selection in 2014 and all-city academic selection in 2013 and 2014
- Scout team quarterback in 2018

18 GUNNER ROMNEY SO • WR • 6-3 • 188 • CHANDLER, AZ • CHANDLER HS

- Parents are Jeni and Cade
- Younger brother of BYU quarterback Baylor Romney
- Nephew of former BYU wideout Matt Allen
- American Family Insurance All-USA Arizona High School Team in 2017
- Helped Chandler win back-to-back 6A state titles as junior and a senior
- Played in nine games with four starts as a true freshman in 2018
- Caught 13 passes for 162 yards and two touchdowns

CAREER HIGHS

Receptions	2, six times
Yards	39, Hawai'i ('18)
Long reception	26, Hawai'i ('18)
Receiving TD	1, twice

YEAR	GP	REC	YDS	Y/R	LNG	TD
2018	9	13	162	12.46	26	2
TOTAL	9	13	162	12.46	26	2

61 KEANU SALEPAGA R-SO • OL • 6-6 • 310 • LAKEWOOD, CA • LA MIRADA HS

- Parents are Lori and Roger
- Has two brothers and two sisters
- Helped La Mirada to CIF State Division III-AA State title
- Had seven sacks as a senior on the defensive line
- Redshirted the 2017 season
- Moved to offensive line in fall camp of 2018
- Played in 10 games, starting eight on the offensive line last season

59 THOMAS SHOAF R-SR • OL • 6-5 • 290 • COLUMBUS, IN • COLUMBUS NORTH HS



- Parents are RaNae and James
- Wife's name is Madison
- Mission to Honolulu, Hawaii
- Named first-team all-state in 2012 at Columbus North HS
- Freshman All-American in 2016 by FWAA after starting nine games at right tackle
- Started all 13 games of 2017
- Played in eight games in 2018, starting two

21 TALON SHUMWAY R-SR • WR • 6-3 • 212 • SOUTH JORDAN, UT • LONE PEAK HS



- Son of Cathy
- Wife's name is Cassidy
- Mission to McAllen, Texas
- Three-time Region first-team selection
- Has played in 31 games, starting 18
- Has 50 receptions for 643 yards in career
- Caught 22 passes for 337 yards and three scores in 2018

CAREER HIGHS

Receptions	5, Utah State ('18)
Yards	110, Utah State ('18)
Long reception	46, Utah State ('18)
Receiving TD	2, at UMass ('18)

YEAR	GP	REC	YDS	Y/R	LNG	TD
2016	7	3	49	16.33	20	0
2017	11	25	257	10.28	33	0
2018	13	22	337	15.32	46	3
TOTAL	31	50	643	12.86	46	3

13 MICAH SIMON R-SR • WR • 6-1 • 195 • DALLAS, TX • BISHOP DUNNE HS



- Parents are Michael and Curtique
- Played quarterback at Bishop Dunne HS
- TAPPS All-State Division I Second Team
- Named to Tom Hillary Fort Worth area private school all-star football team
- Has played in 27 games
- Named a team captain in 2018
- Has 39 receptions, 493 yards and three touchdowns in career

CAREER HIGHS

Receptions	4, twice
Yards	67, San Jose St. ('17)
Long reception	50, Wisconsin ('17)
Receiving TD	2, San Jose St. ('17)

YEAR	GP	REC	YDS	Y/R	LNG	TD
2015	2	0	0	0	0	0
2017	13	27	386	14.30	50	3
2018	12	12	107	8.92	20	0
TOTAL	27	39	493	12.64	50	3

79 JACOB SMITH R-FR • OL • 6-5 • 301 • FARMINGTON, MN • ROSEMOUNT HS



- Parents are Carey and Michelle
- Participated in Nike's The Opening Regional in Chicago and Cleveland
- Four-year varsity player at Rosemount High School, helping team to the playoffs every season
- Played in the Minnesota Football Showcase at U.S. Bank Stadium featuring the state's best high schoolers
- Redshirted the 2018 season

20 SKYLER SOUTHAM SO • K • 6-0 • 200 • HEBER CITY, UT • WASATCH HS



- Parents are Denny and Andrea
- U.S. Army All-American in 2015, U.S. Army Eastbay Freshman All-America team in 2012
- Salt Lake Tribune coaches' All-State Class 4A First Team in 2015 and Second Team in 2014
- Holds the Utah record for most field goals in a single season with 20 in 2015
- BYU's primary placekicker in 2018 as a true freshman
- Connected on 11 of 16 field goals, with a long of 47 in 2018
- Made 42 of 44 PATs last season

CAREER HIGHS

Field Goals Made	3, twice
Field Goals Attempted	4, at Boise St. ('18)
Long Field Goal	47, McNeese ('18)
PATs made	7, twice
PATs attempted	7, twice
Points scored	12, McNeese ('18)

Year	GP	NO	YDS	AVG	TB	OB	FGM	FGA	PCT	LNG	BLK	XPM	XPA	PCT	PTS
2018	13	2	69	34.50	0	0	11	16	68.75	47	0	42	44	95.45	75
TOTAL	13	2	69	34.50	0	0	11	16	68.75	47	0	42	44	95.45	75

**57 ALDEN TOFA** R-SO • DL • 6-4 • 260 • WEST JORDAN, UT • WEST JORDAN HS

- Parents are Mele and Samuela
- Has two siblings
- Deseret News Region 3 First-Team honoree and defensive MVP
- Posted 161 career tackles at West Jordan
- Played in the Polynesian Bowl
- Played in seven games in 2018

CAREER HIGHS

Tackles	1, four times
Solo	1, Utah State (*18)
Assisted	1, three times
TFL	-
Sacks	-
QBH	-
PBU	-
Interceptions	-

YEAR	GP	SOLO	AST	TOT	TFL/Y	SACKS	YDS	INT	YDS	TD	FF	FR	FRYDS	QBH	PBU
2018	8	1	3	4	0 / 0	0	0	0	0	0	0	1	0	0	0
TOTAL	8	1	3	4	0 / 0	0	0	0	0	0	0	1	0	0	0

95 KHYIRIS TONGA JR • DL • 6-4 • 330 • WEST VALLEY, UT • GRANGER HS

- Parents are George and Siu
- Mission to Wichita, Kansas
- Played both offense and defensive line in addition to tight end at Granger HS
- Also played rugby
- Named All-Region 2 First-Team as a freshman
- Has played in 26 games, starting 11
- Posted 30 tackles and 4.5 tackles for loss with two sacks in 2018

CAREER HIGHS

Tackles	6, at Boise St. (*18)
Solo	4, at Boise St. (*18)
Assisted	2, five times (*18)
TFL	1.5, twice
Sacks	1, twice
QBH	1, McNeese (*18)
PBU	1, five times
Interceptions	-

YEAR	GP	SOLO	AST	TOT	TFL/Y	SACKS	YDS	INT	YDS	TD	FF	FR	FRYDS	QBH	PBU
2017	13	9	10	19	4 / 17	2	12	0	0	0	1	0	0	0	3
2018	13	20	10	30	4.5 / 20	2	14	0	0	0	0	0	0	1	2
TOTAL	26	29	20	49	8.5 / 37	4	26	0	0	0	1	0	0	1	5

31 MAX TOOLEY R-FR • LB • 6-2 • 225 • BOUNTIFUL, UT • BOUNTIFUL HS

- Parents are Jennifer and Jason
- Mission to London, England
- Standard-Examiner All-Area Football Team's Most Valuable Player at Bountiful HS
- All-USA Utah Football First Team on defense in 2015
- Deseret News Class 4A All-State Football Team
- Played in four games in 2018 before redshirting

51 JEDDY TUILOMA R-JR • DL • 6-1 • 290 • TOPEKA, KS • BUTLER COMMUNITY COLLEGE

- Wife's name is Sara
- The younger brother of former BYU defensive lineman Travis Tuiloma
- Mission to the Philippines
- Played 2016 season at Butler Community College
- Redshirted at BYU in 2017
- Played in three games in 2018

91 EARL TUIOTI-MARINER R-SO • DL • 6-4 • 290 • TOPEKA, KS • WASHBURN RURAL HS

- Parents are Mary and Faamanuialaga
- Wife's name is Lindsay
- Mission to Cape Town, South Africa
- Cousin of former BYU DL Travis Tuiloma and current lineman Jeddy Tuiloma
- A first-team All-State selection at Washburn Rural HS
- Redshirted in 2017
- Played in 13 games in 2018, starting two

YEAR	GP	SOLO	AST	TOT	TFL/Y	SACKS	YDS	INT	YDS	TD	FF	FR	FRYDS	QBH	PBU
2018	13	5	4	9	0	0	0	0	0	0	0	0	0	0	0
TOTAL	13	5	4	9	0	0	0	0	0	0	0	0	0	0	0

32 HANK TUIPULOTU R-FR • TE • 6-3 • 240 • FORT MILL, SC • NATION FORD HS

- Parents are Peter and Mo
- Father, Peter, and uncle, Tom, both played football at BYU
- His mother, Mo, played basketball for BYU
- Wife's name is Hallie
- Mission to Manchester, England
- USA Today South Carolina All-State First Team at Nation Ford HS
- Redshirted the 2018 season

1 TROY WARNER

SR • DB • 6-1 • 202 • SAN MARCOS, CA • MISSION HILLS HS



- Son of Federico and Laura
- Brother, Fred, played linebacker for BYU and is currently with the San Francisco 49ers
- Invited to the Semper Fidelis All-American Bowl out of Mission Hills HS
- Also played basketball and competed in track and field (long jump, high jump, 400m)
- Has played in 31 games with 21 starts at both corner and safety
- Had 36 tackles in eight starts at corner in 2017 prior to injury
- Had 24 tackles and two pass breakups in 2018

CAREER HIGHS

Tackles	9, LSU ('17)
Solo	5, twice
Assisted	5, LSU ('17)
TFL	1, Wisconsin ('17)
Sacks	-
QBH	-
PBU	3, at Cincinnati ('16)
Interceptions	-

YEAR	GP	SOLO	AST	TOT	TFL/Y	SACKS	YDS	INT	YDS	TD	FF	FR	FRYDS	QBH	PBU
2016	10	16	5	21	0 / 0	0	0	0	0	0	0	1	0	0	7
2017	8	20	16	36	1 / 2	0	0	0	0	0	0	1	0	0	5
2018	13	16	8	24	0 / 0	0	0	0	0	0	0	0	0	0	2
TOTAL	31	52	29	81	1 / 2	0	0	0	0	0	0	2	0	0	14

37 AUSTIN WHETZEL

R-JR • WR • 5-11 • 175 • LEHI, UT • LEHI HS



- Parents are Kristen and Mark
- Wife is Rilea
- Mission to Detroit, Michigan
- Attended Weber State as a freshman in 2016
- Was an all-region cornerback at Lehi High School (2013-14)
- A second-team all-state honoree at defensive back and wide receiver
- A member of the scout team in 2017-18

32 CHRIS WILCOX

SR • DB • 6-2 • 200 • FONTANA, CA • ELEANOR ROOSEVELT HS



- Parents are Leticia and Chris
- Earned all-academic first team and All-Big VIII League first team out of Eleanor Roosevelt HS
- As a senior, he ran a 10.68 in the 100m, 21.86 in the 200m and 47.97 in the 400m
- Has played in 31 games, starting 16 at cornerback
- Started the first nine games of 2018 prior to season-ending injury
- Has 69 career tackles, including 55 solo stops
- Posted 28 tackles in 2018

CAREER HIGHS

Tackles	9, at Wisconsin ('18)
Solo	6, at Wisconsin
Assisted	4, at Fresno St. ('17)
TFL	2, McNeese ('18)
Sacks	-
QBH	-
PBU	2, at UNLV ('17)
Interceptions	-

YEAR	GP	SOLO	AST	TOT	TFL/Y	SACKS	YDS	INT	YDS	TD	FF	FR	FRYDS	QBH	PBU
2016	10	8	1	9	0 / 0	0	0	0	0	0	0	0	0	0	0
2017	12	23	9	32	1 / 1	0	0	0	0	0	0	0	0	0	5
2018	9	24	4	28	2 / 2	0	0	0	0	0	0	0	0	0	2
TOTAL	31	55	14	69	3 / 3	0	0	0	0	0	0	0	0	0	7

49 PAYTON WILGAR

R-FR • LB • 6-3 • 235 • ST. GEORGE, UT • DIXIE HS



- Parents are Dana and Misti
- Father, Dana, played football at BYU
- Prepped at Dixie High School
- Deseret News all-state selection in 2017 and honorable mention in 2016
- Also played basketball and was a first-team all-region selection
- Redshirted the 2018 season

1 ZACH WILSON

SO • QB • 6-3 • 201 • DRAPER, UT • CORNER CANYON HS



- Parents are Lisa and Michael
- Has three brothers and two sisters
- Named 5A MVP and first-team all-state selection out of Corner Canyon HS
- Runner-up for Utah Mr. Football award
- Started seven games as a true freshman, the youngest true freshman starter ever at BYU
- Set BYU record for freshman pass efficiency (157.23) in 2018
- Named to 2019 Players to Watch list by Touchdown Club of Columbus

CAREER HIGHS

Completions	20, at Utah ('18)
Attempts	30, Northern Illinois ('18)
Yards	317, Western Mich. ('18)
Passing TDs	12, Western Mich. ('18)
Long pass	70, Western Mich. ('18)
Rush Attempts	18, at Boise St. ('18)
Rush Yards	53, at UMass ('18)
Long rush	36, at UMass ('18)

YEAR	GP	COMP	ATT	YDS	Y/A	PCT	LNG	INT	TD	EFFIC	ATT	YDS	Y/A	LNG	TD
2018	9	120	182	1578	8.67	0.66	70	3	12	157.23	75	221	2.95	36	2
TOTAL	9	120	182	1578	8.67	0.66	70	3	12	157.23	75	221	2.95	36	2



KALANI SITAKE BYU HEAD FOOTBALL COACH

Kalani Sitake (pronounced kah-lah-nee see-tah-kay) enters his fourth season overseeing the BYU football program in 2019.

A former Cougar running back (1994, 1997-2000), Sitake is the 14th head coach in BYU history and just the fourth since 1972, when Hall of Fame coach LaVell Edwards took over the program. Sitake is the first former player under Edwards to be named head coach at BYU.

Named BYU's head coach on December 19, 2015, Sitake returned to his alma mater with 15 years of coaching experience, including seven seasons as a defensive coordinator and four years as an assistant head coach. He came to BYU from Oregon State, where he served as assistant head coach and defensive coordinator in 2015 under head coach Gary Andersen. Sitake spent the prior 10 seasons at the University of Utah under head coach Kyle Whittingham. He started at Utah in 2005 as the linebackers coach and was promoted to defensive coordinator in 2009 before also being named assistant head coach in 2012. He coached 12 all-conference honorees at Utah, including Morris Trophy winners Star Lotulelei (2011) and Nate Orchard (2014).

During his career, Sitake has helped mentor 23 NFL Draft picks, including BYU linebackers Sione Takitaki and Fred Warner and running back Jamaal Williams. Takitaki was a third-round pick of the Cleveland Browns in this year's draft and Warner was one of the league's top rookies after being taken in the third round in 2018 by the San Francisco 49ers. Williams, who was selected in the fourth round by the Green Bay Packers in the 2017 NFL Draft, finished his BYU career as the school's all-time leading rusher after averaging the nation's fifth-best per-game totals at 137.5 yards per outing for Sitake's Cougars in 2016.

Sitake has coached in 10 bowl games during his career and has been on the winning side in nine of those 10 contests, including a 2-0 mark as a head coach. BYU is coming off a 49-18 victory over Western Michigan in last year's Famous Idaho Potato Bowl and defeated Wyoming 24-21 in the 2016 Poinsettia Bowl.

Sitake began his coaching career in 2001 as the defensive backs and special teams coach at Eastern Arizona before becoming a defensive graduate assistant at BYU in 2002 under Gary Crowton. Sitake then joined the staff at Southern Utah where he coached running backs, tight ends and offensive line during the 2003 and 2004 seasons.

He began his BYU playing career in 1994 prior to serving a two-year mission for The Church of Jesus Christ of Latter-day Saints to Oakland, California. After returning and redshirting in 1997, Sitake was a three-year starter at fullback for the Cougars from 1998-2000 under Edwards. A team captain as a senior, Sitake's last game as a player was also the last game coached by the legendary Edwards, who was a great mentor for Sitake.

Born in Nuku'alofa, Tonga, and raised in Laie, Hawai'i and Provo, Utah, Sitake is the nation's first FBS head football coach of Tongan descent. He graduated from BYU in 2000 with a bachelor's degree in English. Sitake and his wife Timberly have three children, Skye, Sadie and Kelaokalani (KK).



NOTABLES

- 23 NFL Draft picks
- 10 bowl games
- 6 Freshman All-Americans

NFL DRAFT PICKS

- Star Lotulelei (1st Rd, Carolina)
- Koa Misi (2nd Rd, Miami)
- Eric Rowe (2nd Rd, Philadelphia)
- Nate Orchard (2nd Rd, Cleveland)
- Paul Kruger (2nd Rd, Baltimore)
- Sean Smith (2nd Rd, Miami)
- Eric Weddle (2nd Rd, San Diego)
- Fred Warner (3rd Rd, San Francisco)
- Jeremiah Poutasi (3rd Rd, Tennessee)
- Sione Takitaki (3rd Rd, Cleveland)
- Jamaal Williams (4th Rd, Green Bay)
- Keith McGill (4th Rd, Oakland)
- Paul Soliai (4th Rd, Miami)
- Treston Decoud (5th Rd, Houston)
- Robert Johnson (5th Rd, Tennessee)
- Stevenson Sylvester (5th Rd, Pittsburgh)
- Brandon Burton (5th Rd, Minnesota)
- Spencer Toone (5th Rd, Tennessee)
- Brice McCain (6th Rd, Houston)
- Kaelin Clay (6th Rd, Tampa Bay)
- R.J. Stanford (7th Rd, Carolina)
- Joe Kruger (7th Rd, Philadelphia)
- Trevor Reilly (7th Rd, New York Jets)

PLAYING CAREER

- 1994, 1997-2000 BYU fullback
- Team captain 2000
- Signed with Cincinnati Bengals in 2001

EDUCATION/FAMILY

- Bachelor of Arts - English (2000)
- Married to Timberly Friddle
- 3 children: Skye, Sadie, Kelaokalani
- Birthplace: Nuku'alofa, Tonga

SITAKE COACHING LEDGER		
YEAR	OVERALL	BOWL
2016	9-4	Poinsettia Bowl vs. San Diego State (W)
2017	4-9	-
2018	7-6	Potato Bowl vs. Western Michigan (W)
Total	20-19	2-0

SITAKE COACHING EXPERIENCE		
2016-	BYU	Head Coach
2015	Oregon State	Assistant HC/DC
2012-14	Utah	Assistant HC/DC/Linebackers
2009-12	Utah	Def. Coordinator/LB
2005-08	Utah	Linebackers
2004	Southern Utah	Offensive Line/TE
2003	Southern Utah	Running Backs/TE
2002	BYU	GA-Defense
2001	Eastern Arizona	Defensive Backs/Sp. Teams

ED LAMB ASSISTANT HEAD COACH • LINEBACKERS • SPECIAL TEAMS COORDINATOR



COACHING EXPERIENCE

- **BYU:** Assistant head coach, special teams coordinator (2016-present), linebackers (2018-present), safeties (2016-17)
- **SOUTHERN UTAH:** Head coach (2008-15)
- **SAN DIEGO:** Defensive backs, special teams & recruiting coordinator (2005-07)
- **IDAHO:** Defensive coordinator (2003-04)
- **BYU:** Defensive graduate Assistant - linebackers (2001)
- **REDLANDS:** Defensive coordinator (1998-00), defensive line (1997)

COACHING HIGHLIGHTS

- Special teams ranked No. 4 in the ESPN special teams efficiency index in 2018, No. 13 in kick coverage and No. 15 in punt coverage
- Coached special teams unit to No. 11 in punt return defense, No. 11 net punting and No. 22 in kickoff return defense in 2017
- Two-time Eddie Robinson Award finalist for national coach of the year at SUU
- Coached Kai Nacua in 2016 (Jim Thorpe Award Semifinalist)
- Coached safeties on 2016 defense that had 21 interceptions, ranked No. 4 nationally
- Named the American Football Coaches Association Region 5 Coach of the Year in 2015
- Took an SUU program mired in a 19-game losing skid in 2008 and turned the Thunderbirds into Great West Conference champions in 2010
- SUU advanced to the FCS playoffs for the first time in program history in 2013, a feat accomplished again by Lamb's 2015 Big Sky championship team while the T-Birds also ranked No. 1 in the Big Sky Conference in scoring defense in 2013 and 2015

PLAYING EXPERIENCE

- **BYU:** 1994-96
- **RICKS COLLEGE:** 1993-94

EDUCATION

- **BYU (1996):** B.A. Education
- **REDLANDS (1998):** M.A. Education Counseling

FAMILY

- Wife is Sarah and they have three daughters: Anna, Amelia and Summer, and one son, Edward

JEFF GRIMES OFFENSIVE COORDINATOR



COACHING EXPERIENCE

- **BYU:** Offensive coordinator (2018-present)
- **LSU:** Run game coordinator, offensive line (2014-17)
- **VIRGINIA TECH:** Run game coordinator, offensive line (2013)
- **AUBURN:** Offensive line (2009-12)
- **COLORADO:** Assistant head coach, run game coordinator, offensive line (2007-08)
- **BYU:** Offensive line (2004-06)
- **ARIZONA STATE:** Run game coordinator, offensive line (2001-03)
- **BOISE STATE:** Offensive line (2000)
- **HARDIN-SIMMONS:** Offensive line (1998-99)
- **TEXAS A&M:** Graduate assistant (1996-97)
- **RICE:** Graduate assistant (1995)
- **RIVERSIDE HS:** Coach (1993-94)

COACHING HIGHLIGHTS

- 26-year coaching veteran, including one season as offensive coordinator, 10 seasons as a running game coordinator and two as an assistant head coach
- In his first season as offensive coordinator, BYU ranked No. 9 for largest improvement in point differential (+175) and also ranked No. 23 in red zone touchdown percentage (69.23)
- Coached Auburn's offensive line during the Tigers' 2010 BCS National Championship run
- During his first BYU stint, the Cougars ranked No. 5 in total offense (465.5 ypg) and scoring offense (36.8 ppg) in 2006 and No. 13 in total offense (462.4 ypg) and No. 24 in scoring (33.0 ppg) in 2005
- Coached several of BYU's best linemen during his first BYU tenure, including Travis Bright, Dallas Reynolds, Lance Reynolds, Jr., Ray Feinga and Scott Young, who all spent time on NFL squads
- Worked with numerous respected head coaches and coordinators in college football, including Ed Orgeron, Les Miles, Frank Beamer, Gene Chizik, Gus Malzahn, Dan Hawkins, Mark Helfrich, Dirk Koetter, R.C. Slocum and Ken Hatfield
- LSU's offensive line helped pave the way for four consecutive 1,000-yard rushers in each of Grimes' four seasons, including Leonard Fournette, who set the school's single-season mark with 1,853 yards and 22 touchdowns in 2015
- In 49 games, LSU had at least one running back reach the 100-yard rushing mark 34 times
- The Tiger offense averaged more than 200 rushing ypg for a school-record five consecutive years, including four under Grimes
- In 2010 at Auburn, the Tigers were No. 5 nationally in rushing yards per game (284.8) and led the SEC in scoring (41.2)
- Auburn's 2010 team set school records for rushing touchdowns (41), passing touchdowns (31), rushing yards (3,987) and had three offensive linemen earn individual honors

PLAYING EXPERIENCE

- **UTEP:** 1987-91

EDUCATION

- **UTEP (1991):** B.A. Education
- **Texas A&M (1997):** M.A. Education Administration

FAMILY

- Wife is Sheri and they have four children, daughters Bailey and Jada and sons, Garrison and Greydon

**ILAISA TUIAKI** DEFENSIVE COORDINATOR • DEFENSIVE LINE**COACHING EXPERIENCE**

- **BYU:** Defensive Coordinator (2016-present), Defensive Line Coach (2017-present), Linebackers Coach (2016)
- **Oregon State:** Linebackers & Special Teams (2015)
- **Utah:** Defensive Line (2013-14), Fullbacks, Tight Ends (2012)
- **Utah State:** Running Backs (2011) Running Backs & Special Teams (2009-10)
- **Utah:** Defensive Graduate Assistant (2008)
- **Kearns HS:** Offensive Coordinator (2007) Receivers & Outside Linebackers (2006)

COACHING HIGHLIGHTS

- Coached the No. 18 overall defense in 2018, ranking in the top-25 in four other major defensive categories
- Coached two draft picks at BYU in linebackers Fred Warner and Sione Takitaki
- Nominee for the Broyles Award in 2013 for the nation's top assistant coach—the only non-coordinator to receive such recognition
- Top-five finalist in 2014 for the Football Scoop Defensive Line Coach of the Year honor
- Coached four Pac-12 postseason honorees at Utah, including first teamers Nate Orchard in 2014 and Trevor Reilly in 2013
- Under Tuiaki, Utah led the nation in overall sacks in 2014 with 55 and was sixth for average tackles for loss per game at 7.9 after ranking second in sacks per game in 2013 at 3.25
- At Utah State, served as the running backs coach and special teams and recruiting coordinator from 2009-11
- Helped the Aggies finish sixth nationally in rushing (282.7 yards per game) as running back Robert Turbin was named the 2011 WAC Offensive Player of the Year, rushing for 1,517 yards and a school-record 19 touchdowns
- Two Utah State running backs were drafted during Tuiaki's time as the position coach, including Turbin and Michael Smith

PLAYING EXPERIENCE

- Southern Utah: 2003-05
- Snow College: 2001-02

MISSION:

- New York City

EDUCATION

- Southern Utah (2006): B.A. English and Physical Education

FAMILY

- Wife is Viola and they have seven children: Laveatu'u, Lolo, Hilamani, Tavake, Uini, Leisinia, Heilala

AARON RODERICK PASSING GAME COORDINATOR • QUARTERBACKS**COACHING EXPERIENCE**

- **BYU:** Passing game coordinator, quarterbacks (2018-present)
- **UTAH:** Co-offensive coordinator, quarterbacks (2015-16), Passing game coordinator, quarterbacks (2014), passing game coordinator, wide receivers (2012-13), co-offensive coordinator, wide receivers (2010), wide receivers (2005-13)
- **SOUTHERN UTAH:** Offensive coordinator, quarterbacks, recruiting coord. (2003-04)
- **SNOW COLLEGE:** Running backs (2002)
- **BYU:** Graduate assistant – linebackers (1999), receivers (2000-01)

COACHING HIGHLIGHTS

- 19-year coaching career and has been an offensive coordinator five seasons and passing game coordinator three years
- Helped freshman Zach Wilson to one of the best seasons in school history by a BYU freshman quarterback
- Three of the seven 10-win seasons in Utah football history have come with Roderick calling the offensive plays, including three of the four achieved during Roderick's time at Utah
- First stint as co-offensive coordinator at Utah was in 2010; Utah tied for 23rd in the nation in scoring offense, averaging 33.1 points per game
- Called the plays for Utah during the last six games of the 2009 season when the Utes finished ranked No. 18 in the nation with a 10-3 record
- Coached two of the seven Ute receivers in school history to reach 1,000 yards in a season
- Oversaw a Thunderbird offense in 2004 that finished 21st in the NCAA FCS in total offense (412.5 ypg) and 14th in passing offense (270.5 ypg)—at the time a school record
- Roderick has helped seven receivers gain opportunities in the NFL, including two draft picks
- SUU quarterback Casey Rehner ranked sixth in Division I-AA in total offense and 19th in pass efficiency under Roderick's tutelage, while receiver A.J. Smith finished fifth in the country in receptions per game (7.18 rpg)

PLAYING EXPERIENCE

- BYU: 1996-98
- Ricks College: 1994-95

MISSION

- Bogota, Columbia

EDUCATION

- BYU (2002) M.S. Sociology
- BYU (1998) B.S. Sociology

FAMILY

- Has two children, Rachel and Quin

STEVE CLARK TIGHT ENDS



COACHING EXPERIENCE

- **BYU:** Tight Ends (2016-present), G.A. w/offensive line & special teams (2005-07)
- **WEBER STATE:** Offensive Coordinator & Quarterbacks (2014-15)
- **SUU:** Offensive Coordinator, Quarterbacks (2008-13)
- **UTAH:** Defensive Assistant (2004), Director of Operations (2002)
- **SAINT MARY'S:** Passing Game Coordinator (2003),
- **PROVO HS:** Offensive Coordinator (1997-00), Assistant (1994-96)

COACHING HIGHLIGHTS

- Tight ends combined for 62 receptions, 866 yards and four touchdowns in 2018
- Coached freshman All-American Matt Bushman to best season for a tight end since 2009's Dennis Pitta with 49 receptions, 520 yards and three touchdowns in 2017
- Coached BYU's tight ends to 21 receptions, 234 yards and three touchdowns in 2016
- Helped Weber State to its first winning season in five years, going 6-5 in 2015
- Had 10 players earn Big Sky All-Conference honors during his two years at Weber State, including first-team Walter Camp All-American offensive line selection Joe Hawkins
- Directed SUU offense to its first FCS playoff berth in school history in 2013
- Quarterback Brad Sorensen and wide receiver Tysson Poots each earned Great West Conference Offensive MVP honors at SUU. Sorensen finished his career with several SUU passing records and was drafted in the 2012 NFL Draft by the San Diego Chargers while Poots was a two-time All-American and the school's all-time leader in receptions, receiving yards and touchdowns.

MISSION

- Lima, Peru

EDUCATION

- BYU (1992) B.A. Communications

FAMILY

- Wife is Suzanne and they have four children

PRESTON HADLEY SAFETIES



COACHING EXPERIENCE

- **BYU:** Safeties (2018-present)
- **WEBER STATE:** Secondary, recruiting coordinator (2016-17)
- **SANTA ANA COLLEGE:** Cornerbacks, kick/punt teams, recruiting coordinator (2015)
- **BYU:** Graduate assistant – defensive backs, wide receivers (2013-14)

COACHING HIGHLIGHTS

- Coached starting safeties Austin Lee and Dayan Ghanwoloku where they were both top-5 on the team in tackles
- In 2017, helped the Wildcats to a Big Sky Conference title, a school-record 11 wins and two wins in the FCS playoffs
- Coached Taron Johnson – Big Sky Conference Defensive Player of the Year in 2017 who earned first-team Associated Press FCS All-America accolades
- Three defensive backs under Hadley's care earned all-conference honors in 2017
- Weber State's 2017 defense led the Big Sky in total defense, scoring defense, rushing defense, pass efficiency defense and red zone defense
- 2017 defense ranked in the top 25 nationally in nine different statistical categories, including No. 6 in interceptions (18), No. 8 in total turnovers (28), No. 9 in red zone defense (.676), No. 13 in pass efficiency defense (107.29) and No. 16 in scoring defense (17.6 ppg)
- Coached two all-league defensive backs in 2016

PLAYING EXPERIENCE

- BYU (2011-12)
- Snow College (2009-10)

EDUCATION

- Concordia Irvine (2016) M.A. Athletic Admin and Coaching
- BYU (2013) B.A. Communications

FAMILY

- Wife is Whitney

MISSION

- New York City

**JERNARO GILFORD** CORNERBACKS**COACHING EXPERIENCE**

- **BYU:** Cornerbacks (2016-present)
- **SUU:** Secondary (2014-15)
- **WHITTIER COLLEGE:** Graduate Assistant Cornerbacks & Special Teams (2012-13)

COACHING HIGHLIGHTS

- Coached corners on BYU secondary that ranked No. 22 in pass efficiency defense (115.53) and No. 18 overall defense
- Coached BYU corners on defense that ranked No. 2 in interceptions with 21 in 2016
- SUU's defense racked up 20 interceptions, good for No. 3 in the FCS in 2015, limiting opposing teams to just a 102.5 pass efficiency rating, ranking No. 9, an improvement over being ranked 111th the previous year
- T-birds gave up just 190.3 yards per game through the air and just 20.8 points per game, ranking 30th and 24th in the FCS, respectively in 2015
- Coached two Big Sky All-Conference first teamers in cornerback LeShaun Sims and safety Miles Killebrew in 2015, and both are projected NFL players as late-round 2016 NFL Draft picks by CBS Sports. Killebrew was selected to play in the Reese's Senior Bowl while Sims recently participated in the East-West Shrine game.
- Helped cornerbacks Tyquion Ballard and Josh Pride earn all-conference honors at Whittier College

PLAYING EXPERIENCE

- BYU: 1999-03

EDUCATION

- Whittier College (2014) M.A. Education
- BYU (2004) B.A. Sociology

FAMILY

- Wife is Brittany and they have one son, Jernaro Jr.

ERIC MATEOS OFFENSIVE LINE**COACHING EXPERIENCE**

- **BYU:** Offensive line (2019-present)
- **Texas State:** Offensive line (2017-18)
- **LSU:** Tight ends (2016), offensive line graduate assistant (2016)
- **Arkansas:** Offensive line graduate assistant (2013-15)
- **Hutchinson Community College:** Offensive line, recruiting coordinator (2012)
- **Southwest Baptist:** Assistant offensive line coach (2011)

COACHING HIGHLIGHTS

- Coached an All-Sun Belt performer in 2017 and 2018
- Midway through the 2016 season, Mateos was named tight ends coach by Ed Orgeron and LSU tight ends combined for 27 catches for 420 yards and three touchdowns
- Under Sam Pittman at Arkansas, the Razorbacks surrendered the fewest sacks in the SEC each of his three seasons
- Razorback offensive line also produced a First-Team All-American and two Freshman All-Americans in his first season
- Arkansas was the only school in the nation to have two 1,000-yard rushers in 2014
- In 2015, Arkansas finished second in the SEC in scoring offense (40.2 points per game) and total offense (456.8 yards per game)
- When Pittman left for Georgia, Mateos served as an interim offensive line coach in the Liberty Bowl and the Razorbacks gained 569 yards on offense
- At Hutchinson, he tutored the top junior college offensive guard prospect in the country and the Blue Dragons broke 15 school records on offense

PLAYING EXPERIENCE

- Southwest Baptist: 2009-10
- Hutchinson: 2007-08

EDUCATION

- Arkansas (2015) M.S. Human Resources and Development
- Southwest Baptist (2011) B.A. Public Relations

HOMETOWN

- From Overland Park, Kansas

FESI SITAKE WIDE RECEIVERS



COACHING EXPERIENCE

- **BYU:** Wide receivers (2018-present)
- **WEBER STATE:** Offensive Coordinator (2016-17), passing game coordinator, wide receivers (2014-15)
- **SOUTHERN UTAH:** Passing game coordinator, wide receivers (2013), student assistant – wide receivers (2011)

COACHING HIGHLIGHTS

- Helped BYU rank No. 9 in scoring differential improvement (+175) in 2018
- In 2017, Sitake helped lead the Wildcats to a Big Sky Conference title, a school-record 11 wins, two wins in the FCS playoffs, a top-10 national ranking and the No. 18 FCS scoring offense at 33.7 points per game
- He engineered the Wildcat offense that included first-team All-Big Sky selection and All-America selections tight end Andrew Vollert and offensive lineman Iosua Opetia
- Senior quarterback Stefan Cantwell also posted the fifth-most single-season total offense yards in school history (3,583)
- The Wildcat offense had eight players that earned Big Sky All-Conference honors
- Helped WSU to the Wildcats' first trip to the FCS Playoffs in seven years. In 2015, he served as the passing game coordinator for a Wildcat team that finished 6-5, its first winning season in five years.
- Part of the Southern Utah team that finished 8-5 in 2013 and advanced to the FCS Playoffs for the first time in school history
- Under Sitake's tutelage, wide receiver Fatu Moala garnered second-team all-Big Sky Conference honors after leading the team with 65 receptions for 810 yards and nine touchdowns in 2012
- In 2011, instrumental in developing a young Thunderbird receiving corps into a productive unit, including overseeing the maturation of true freshman Brady Measom, who wound up leading the team in receptions and earning Great West Conference Rookie of the

PLAYING EXPERIENCE

- Southern Utah: (2007-10)

EDUCATION

- Southern Utah (2011)

FAMILY

- He and his wife Holly are the parents of three children, Sefesi, Cayson and Emerson

MISSION

- Riverside, California

AJ STEWARD RUNNING BACKS



COACHING EXPERIENCE

- **BYU:** Running backs (2018-present)
- **RICE:** Running backs (2014-2017), graduate assistant (2012-13)

COACHING HIGHLIGHTS

- Helped top four BYU running backs all average over 4.5 yards per carry in 2018
- In 2017, Steward helped the Rice ground game average 187.0 yards per game, ranking No. 2 in Conference USA and No. 38 nationally
- Nahshon Ellerbe and Austin Walter combined for 10 rushing touchdowns and 5.3 yards per carry in 2017
- From 2013-16, Owl running backs Darik Dillard and Jowan Davis finished No. 7 and No. 8 career rushing yards at Rice, respectively
- Dillard and Davis combined for 4,226 yards and 36 touchdowns in their career working with Steward
- In 2015, Steward had four running backs eclipse the 100-yard rushing mark in different games for the first time in school history
- Samuel Stewart and Austin Walter were named to the C-USA All-Freshman team in 2015
- In Steward's first year as a full-time coach, Rice finished 8-5 and beat Fresno State in the Hawaii Bowl
- As a GA in 2013, Steward helped Charles Ross lead C-USA in rushing with 1,280 yards and 15 touchdowns

PLAYING EXPERIENCE

- Kansas (2007-11)

EDUCATION

- Kansas (2012) B.A. health and physical education

FAMILY

- Married to Virginia and they have one son



NU'U TAFISI

DIRECTOR OF FOOTBALL STRENGTH AND CONDITIONING



COACHING EXPERIENCE

- **BYU:** Director of football strength and conditioning (2016-present)
- **USC:** Strength and conditioning assistant coach (2015)
- **UTAH:** Strength and conditioning assistant coach (2012-14)
- **BOISE STATE:** Strength and conditioning graduate assistant (2011)
- **CAL:** Strength and conditioning intern (2010)

PLAYING HIGHLIGHTS

- Played two seasons with the Seattle Seahawks after signing free agent deal
- Started 24 of 25 games at Cal in 2005-06
- Totaled 70 tackles and nine sacks during his two seasons at defensive end with the Bears
- Played on the 2005 team that defeated BYU in the Las Vegas Bowl
- Earned second team All-Pac 10 recognition both seasons
- Awarded the Cal's Joe Roth Award for courage, attitude and sportsmanship as a senior
- Played two years at Mt. San Antonio Junior College
- Was a JC All-American in 2004 after totaling 16 sacks and 23 tackles for loss

PLAYING EXPERIENCE

- **BYU:** 1994-96
- **RICKS COLLEGE:** 1993-94

MISSION

- Samoa

EDUCATION

- California, Berkeley (2006) B.A.
- Boise State (2013) Master's in kinesiology,

FAMILY

- Married and has two children



There are 15 former BYU football players on the football and athletic administration staff. Members of the staff were part of Cougar teams that won the 1980 "Miracle Bowl," the 1984 National Championship and the 1996 Cotton Bowl along with many other accolades.

Tom Holmoe	DB	1978-82	Athletic Director
Kalani Sitake	RB/FB	1994, 97-00	Head Football Coach
Chad Lewis	TE	1993-96	Assoc. AD/Development
Lee Johnson	P	1980-84	Asst. Development Director
Robbie Bosco	QB	1981-85	Varsity Club/Development
Fui Vakapuna	RB	2002-03, 06-08	Assistant to AD/Student Services
Ed Lamb	LB/DE	1994-96	Asst. HC/Linebackers/Sp. Teams
Jernaro Gilford	DB	1999-03	Cornerbacks
Preston Hadley	DB	2011-12	Safeties
Jack Damuni	DB	1993-94	Community Relations Coordinator
Alema Fitiseanu	LB	1984, 87-91	Player Personnel Coordinator
Vince Feula	DL	2004-05	Analyst
Gavin Fowler	DB	2011, 13-18	Graduate Assistant/Defense
Manase Tonga	RB	2005-09	Graduate Assistant/Defense
Harvey Unga	RB	2006-09	Graduate Assistant/Offense



RANDY COY
ANALYST



BLAIR PETERSON
ANALYST



MATT AH YOU
ANALYST



VINCE FEULA
ANALYST



HARVEY UNGA
GRADUATE ASSISTANT
OFFENSE



SPENCER PATTERSON
GRADUATE ASSISTANT
OFFENSE



GAVIN FOWLER
GRADUATE ASSISTANT
DEFENSE



MANASE TONGA
GRADUATE ASSISTANT
DEFENSE



JUSTIN MCCLURE
FOOTBALL STRENGTH &
CONDITIONING COACH



AJ MIDDLETON
FOOTBALL STRENGTH &
CONDITIONING COACH



STEVE PINCOCK
HEAD FOOTBALL
TRAINER



BRETT MORTENSEN
SPORTS MEDICINE
REHAB COORDINATOR



JON SWIFT
DIRECTOR OF
FOOTBALL OPERATIONS



JASEN AH YOU
SUPPORT SERVICES
COORDINATOR



ALEMA FITISEANU
PLAYER PERSONNEL
COORDINATOR



NATASHA BELL
PLAYER DEVELOPMENT/
ON-CAMPUS REC. COORD.



JACK DAMUNI
COMMUNITY RELATIONS
COORDINATOR



BRAYDEN WOODALL
FOOTBALL VIDEO AND
TECHNOLOGY COORDINATOR



CLAY AUCOIN
FINANCIAL
ASSISTANT



MEIKEL REECE
EXECUTIVE
ASSISTANT



MICK HILL
FOOTBALL EQUIPMENT
MANAGER



BILLY NIXON
ASSISTANT FOOTBALL
EQUIPMENT MANAGER



GARY VERON
COMPLIANCE
COORDINATOR



JIM HAMBLIN
ACADEMIC ADVISOR



TOM HOLMOE

Director of Athletics

Tom Holmoe was named Director of Athletics at Brigham Young University on March 1, 2005. He oversees a nationally recognized program with 21 intercollegiate sports, involving more than 620 student-athletes. Since Holmoe's appointment, BYU has captured 119 conference regular-season or postseason championships and over 250 student-athletes have earned All-America status.

In addition to his role as Director of Athletics, Holmoe served as a member of the NCAA Men's Basketball Committee from 2015-18 and was the Executive Council Committee Chair for the West Coast Conference from 2014-17.

A native of La Crescenta, California, Holmoe came to BYU on a football scholarship in 1978. He earned first-team All-WAC honors as a defensive back during his senior year in 1982 and was later selected in the fourth round of the 1983 NFL Draft by the San Francisco 49ers. Over a seven-year NFL career, he played on three Super Bowl championship teams with the 49ers in 1984, 1988 and 1989.

After retiring from professional football, Holmoe returned to BYU to serve as a graduate assistant under LaVell Edwards from 1990-91 and later accepted an offer from Bill Walsh to become the Stanford secondary coach in 1992, where he remained for two seasons. In 1994, he returned to the 49ers as defensive backfield coach for two seasons, where he earned a fourth Super Bowl ring. Two years later, Holmoe joined the University of California staff as defensive coordinator and later became the head coach from 1997-2001.

Holmoe returned to BYU in July 2001 as Associate Athletics Director for Development. As part of his responsibilities, he supervised the Cougar Club, served as the department's liaison with the LDS Foundation, served on the BYU Alumni Association Board of Directors and worked on the capital campaign to raise funds for the university's athletic facilities.

Holmoe graduated from BYU with a degree in Zoology in 1983 and received a master's degree from BYU in Athletic Administration in 1995. He and his wife, Lori, have four children and six grandchildren.



BRIAN SANTIAGO
Deputy Athletic Director



LIZ DARGER
Sr. Associate AD/SWA



CHAD LEWIS
Associate AD/Development



BOB SCHIRMER
Associate AD/Finance



DUFF TITTLE
Associate AD/Communications



TREVOR WILSON
Director of Student Athlete
Life & Learning Center



DAVID ALMODOVA
Assistant AD/Marketing



CHAD GWILLIAM
Assistant AD/Compliance



MATTHEW NIX
Assistant AD/Events

BYU'S HISTORY

The 1875 establishment of the Brigham Young Academy offered an academically stimulating and gospel-oriented education to 29 students. The one-acre school grounds presided over by Karl G. Maeser have since developed into nearly 600 acres and more than 300 buildings. The foundation of the University thrives with the fourfold focus of being:

1) spiritually strengthening, 2) intellectually enlarging, 3) character building, leading to 4) lifelong learning and service.

Brigham Young University provides an outstanding education in an atmosphere consistent with the standards and principles of its sponsor, The Church of Jesus Christ of Latter-day Saints.

BYU MISSION STATEMENT

The mission of Brigham Young University — founded, supported, and guided by The Church of Jesus Christ of Latter-day Saints — is to assist individuals in their quest for perfection and eternal life. That assistance should provide a period of intensive learning in a stimulating setting where a commitment to excellence is expected and the full realization of human potential is pursued.

All instruction, programs, and services at BYU, including a wide variety of extracurricular experiences, should make their own contribution toward the balanced development of the total person. Such a broadly prepared individual will not only be capable of meeting personal challenge and change but will also bring strength to others in the tasks of home and family life, social relationships, civic duty, and service to mankind.

To succeed in this mission the university must provide an environment enlightened by living prophets and sustained by those moral virtues which characterize the life and teachings of the Son of God. In that environment these four major educational goals should prevail:

- All students at BYU should be taught the truths of the gospel of Jesus Christ. Any education is inadequate which does not emphasize that His is the only name given under heaven whereby mankind can be saved. Certainly all relationships within the BYU community should reflect devout love of God and a loving, genuine concern for the welfare of our neighbor.
- Because the gospel encourages the pursuit of all truth, students at BYU should receive a broad university education. The arts, letters, and sciences provide the core of such an education, which will help students think clearly, communicate effectively, understand important ideas in their own cultural tradition as well as that of others, and establish clear standards of intellectual integrity.
- In addition to a strong general education, students should also receive instruction in the special fields of their choice. The university cannot provide programs in all possible areas of professional or vocational work, but in those it does provide the preparation must be excellent. Students who graduate from BYU should be capable of competing with the best in their fields.
- Scholarly research and creative endeavor among both faculty and students, including those in selected graduate programs of real consequence, are essential and will be encouraged.

In meeting these objectives BYU's faculty, staff, students, and administrators should also be anxious to make their service and scholarship available to The Church of Jesus Christ of Latter-day Saints in furthering its work worldwide. In an era of limited enrollments, BYU can continue to expand its influence both by encouraging programs that are central to the Church's purposes and by making its resources available to the Church when called upon to do so.

We believe the earnest pursuit of this institutional mission can have a strong effect on the course of higher education and will greatly enlarge Brigham Young University's influence in a world we wish to improve.



KEVIN J. WORTHEN University President

Kevin J. Worthen began serving as the 13th president of Brigham Young University on May 1, 2014. He previously served as BYU's advancement vice president and as dean of its J. Reuben Clark Law School.

MATTHEW O. RICHARDSON Advancement Vice President

Matthew O. Richardson was appointed on May 14, 2014. He oversees athletics, University Communications, BYU Broadcasting, Alumni, External Relations and Philanthropy.





BYU FACTS AND FIGURES

STUDENT ENROLLMENT

- 33,633: total daytime students
- 30,843: undergraduate students
- 2,790: graduate students
- 50% male; 50% female

ACADEMICS

- 179 undergraduate majors
- 107 undergraduate minors
- 62 master's programs
- 26 doctoral programs

STUDENT DEMOGRAPHICS

- 95%: United States
- 5%: International
- 105 Countries represented
- 50 States represented
- 35%: Utah
- 11%: California
- 5%: Idaho
- 5%: Arizona
- 5%: Texas

STUDENT ETHNICITY

- 82% Caucasian
- 6% Hispanic
- 4% Unknown/Other
- 4% Multiethnicity
- 3% Asian/Pacific Islander
- 1% Black
- < 1% Native American

CHURCH MISSIONARY SERVICE

- 21,867 students have served missions
- 66% of students have served missions
- 15,204 male students have served missions
- 6,663 female students have served missions

HONOR CODE

BYU's Honor Code helps maintain this learning environment. Initiated by students in 1949, the Honor Code emphasizes being honest, living a chaste and virtuous life, abstaining from alcohol and tobacco, using clean language, and following other values in line with the doctrines of The Church of Jesus Christ of Latter-day Saints.

FRESHMAN PROFILE

- 13,707: applicants
- 53.4%: admittance rate
- 5,440: total new freshmen
- 29.5: average ACT score
- 3.86: average high school GPA

INTERNATIONAL REACH

- 1,537: number of international students
- 105: countries represented
- Canada, South Korea, and China are the top three nations represented
- Nearly 50% of all students have lived outside the United States
- 65% of students speak a second language
- 128 languages are spoken on campus
- 62 languages are taught regularly
- 14 language certifications are offered
- 206 study abroad programs are available in 75 countries
- 1,901 students studied abroad during the 2016-2017 academic year
- 17% of students study abroad while at BYU
- Approximately 258 ambassadors to the United States from 104 countries have spoken on campus since 1996

BYU IN TOP RANKINGS

No. 1: Best in the West for student engagement

(Wall Street Journal)

No. 1: Advertising program in the nation

(College Magazine)

No. 1: MBA – Human Resources emphasis

(Princeton Review)

No. 1: Animation bachelor of science program

(Animation Career Review)

No. 2: Undergraduate accounting program

(U.S. News & World Report)

No. 3: Producer of foreign-language degrees

(Chronicle of Higher Ed)

No. 3: Graduates with the least debt

(U.S. News & World Report)

No. 3: Masters of Accounting program

(Public Accounting Report)

No. 4: Producer of Fulbright U.S. Scholars

(Chronicle of Higher Ed)

No. 4: Best university for technology transfer

(Milken Institute)

No. 4: Best College for education majors

(Niche)

No. 5: Graduates who go on to earn doctorates

(National Opinion Research Center)

No. 7: Best value MBA program worldwide

(Financial Times)

No. 10: Graduate entrepreneurship program

(Entrepreneur/Princeton Review)

No. 11: Best value school

(U.S. News & World Report)

No. 12: Best college for nursing

(Niche)

No. 13: Most employable graduates in the U.S.

(Times Higher Education)

No. 19: MBA program

(Forbes)

No. 20: Best law schools

(National study in Alabama Law Review)



Brigham Young University is owned and operated by The Church of Jesus Christ of Latter-day Saints and the missionary program is one of its most recognized characteristics. Latter-day Saint missionaries can be seen on the streets of hundreds of major cities in the world as well as in thousands of smaller communities.

The missionary effort is based on the New Testament pattern of missionaries serving in pairs, teaching the gospel and baptizing believers in the name of Jesus Christ (see, for example, the work of Peter and John in the book of Acts).

Approximately 65 percent of the current team has served a Latter-Day Saint mission. Members of the team have served in nearly 30 different countries and on six of the seven continents around the globe. BYU currently has about 30 members of the team (previous signees or on roster) that are currently serving in the mission field.

More than 65,000 full-time missionaries are serving missions for The Church of Jesus Christ of Latter-day Saints. Most missionaries are young people under the age of 25, serving in more than 400 missions throughout the world.

Missionaries work with a companion of the same gender during their mission, with the exception of couples, who work with their spouse. Single men serve missions for two years and single women serve missions for 18 months.

Missionaries receive their assignment from Church headquarters and are sent only to countries where governments allow the Church to operate. Missionaries do not request their area of assignment and do not know beforehand whether they will be required to learn a language.

Prior to going to their assigned area, missionaries spend a short period of time at one of 15 missionary training centers throughout the world. There they learn how to teach the gospel in an orderly and clear way and, if necessary, they begin to learn the language of the people they will be teaching. The largest training center is in Provo, Utah, with additional centers in Argentina, Brazil, Chile, Colombia, Dominican Republic, England, Ghana, Guatemala, Mexico, New Zealand, Peru, the Philippines, South Africa and Spain.

A typical missionary day begins by waking at 6:30 a.m. for personal study. The day is spent proselytizing by following up on appointments, visiting homes or meeting people in the street or other public places. Missionaries end their day by 10:30 p.m. Schedules are flexible depending on the culture of the country where missionaries are serving.

Missionary work is voluntary. Missionaries fund their own missions — except for their transportation to and from their field of labor — and are not paid for their services. Missionaries avoid entertainment, parties or other activities common to this age-group as long as they are on their missions, so they can focus entirely on the work of serving and of teaching others the gospel of Jesus Christ.

The Church of Jesus Christ of Latter-day Saints was officially organized on April 6, 1830 with six members. Today, congregations of the Church total over 16 million members, it is one of the fastest growing religions in the world and one of the largest Christian churches in the United States.

The Church of Jesus Christ of Latter-day Saints is Christian, but is neither Catholic nor Protestant. Rather, it is a restoration of the original church established by Jesus Christ. For more information on the beliefs of the Church of Jesus Christ of Latter-day Saints, visit www.ChurchofJesusChrist.org



BYU offensive lineman Thomas Shoaf served a two-year mission to Honolulu, Hawai'i. Here, Shoaf poses in front of the Laie, Hawai'i Temple. Shoaf redshirted with the team in 2013 before departing on his mission during the 2014 and 2015 seasons. Shoaf returned to the Cougars for the 2016 season where he earned Freshman All-American honors after starting nine games at tackle.



COUGAR CLUB

WELCOME TO THE CLUB!

The Cougar Club is dedicated to the success of Coach Kalani Sitake and the BYU football team; donors receive Cougar Club status for any gift to athletics and may earmark their donations directly to BYU Football. With the donations and support of thousands of members nationwide, the Cougar Club supports more than 600 BYU student-athletes who represent the university in 21 NCAA sports. Through its fundraising and promotional mission, the Cougar Club is enhancing the future success of BYU Athletics.

BYU Athletics depends on loyal Cougar Club members for funding critical to the athletic department's success. The changing nature of collegiate athletics means that to compete at the highest levels, BYU must raise more money every year. The costs associated with being one of the nation's top programs continue to rise dramatically. With that challenge in mind, the support of Cougar Club Members becomes an important key to the future achievements of BYU Athletics.

"BYU's donors and fans make all the difference," says Cougar Club Director Michael Middleton. "For our teams to continue to achieve national prominence, the Cougar Club needs to continue to grow."

FUNDING

Cougar Club donations are used for many vital athletic priorities, including:

- Funding athletic scholarships
- Building and maintaining state-of-the-art facilities
- Supporting the Student Athlete Life and Learning Center
- Sponsoring outreach to the elementary schools and the community by BYU Student Athletes
- Paying recruiting expenses to help BYU coaches attract talented athletes from across the country and around the world
- Funding the Nutrition Center and the Student Athlete Fuel Card

CONTRIBUTION LEVELS

There is a Cougar Club membership level for every fan who wants to help BYU continue to build a strong athletic tradition. Annual Members make Cougar Club contributions of between \$60 and \$2,500 each year, based on their financial ability to give and the athletic benefits they want to receive. Legacy Members make an initial contribution of \$10,000 or more and continue their involvement with sustaining annual gifts of \$1,250 or more. To acknowledge the generosity of Club members, the athletic department makes a number of benefits available to Cougar Club members, including priority seating, parking passes, and Club events. However, the greatest benefit of membership is knowing that the Cougar Club is helping BYU Athletics continue to be one of the nation's top collegiate athletic programs and making a difference in the lives of more than 600 BYU student-athletes.

COUGAR CLUB BENEFITS

- Seating priority for home and away events, bowl games, and postseason tournaments
- Parking passes
- Cougar Club emails and athletic publications
- Monthly luncheons with BYU coaches and athletes
- Privileges and invitations for Club events and Club travel
- Discounts on exclusive BYU merchandise and commemorative memorabilia
- Cougar Club nights at Olympic sporting events

For more information about the Cougar Club, call 801-422-2583 or visit www.cougarclub.com.

"You guys will agree that [Lavell Edwards] stadium is one of the prettiest settings of college football. This stadium is just unbelievable."

— **KIRK HERBSTREIT**, ESPN College Football Analyst

LAVELL EDWARDS STADIUM

CAPACITY: 63,470

CONSTRUCTED: 1960 (COUGAR STADIUM)

EXPANDED: 1982

RENAMED: 2000

PLAYING SURFACE: NATURAL GRASS

ELEVATION: 4,338

PICTURE PERFECT

With its 63,470-seat capacity, video walls and immaculate press boxes, LaVell Edwards Stadium is home to legendary BYU football. Since its expansion in 1982, the stadium has consistently ranked among the nation's top 30 in attendance. Some of the stadium's well-known features include a box-bowl seating configuration, a grass playing surface and a four-level press box.

THE FIELD

The field is covered with a sand-based natural turf capable of draining eight inches of rain per hour. The well-kept grass field is consistently deemed one of the best in the country.

RENAMING

The stadium's name was changed from Cougar Stadium to LaVell Edwards Stadium, in honor of legendary Hall of Fame head coach LaVell Edwards in a pregame ceremony on November 18, 2000, conducted by President Gordon B. Hinckley, president of The Church of Jesus Christ of Latter-day Saints. Edwards had previously announced he would retire following the 2000 season after 29 years at the helm.

HISTORY/EXPANSION/SEATING CAPACITY

Cougar Stadium was originally built in 1964 with a seating capacity of 45,000, including the temporary bleachers in the end zone. As a result of increased seating demands, BYU made yet another renovation in 1982, adding stands to the north and south end zones, lowering the field eight feet and removing the track surrounding the field (which hosted the 1967 and 1975 NCAA Track and Field Championships). The stadium expansion increased the seating capacity to over 65,000.

The crowd of 64,253 that gathered for BYU's first game in the expanded stadium on September 25, 1982 was reportedly "the largest gathering ever in Utah history" at the time. In 2003, BYU added a luxury "Club Seating" area to the east stands taking the capacity of Edwards Stadium down to 64,045. In 2010 and 2011 BYU created additional wheelchair access inside the stadium, which reduced the capacity by 575 seats to 63,470.

2019 UPGRADES & IMPROVEMENTS

Structural sections at the four corners of the stadium have been added for the 2019 season that connect the existing four independent stadium stands at the mezzanine level. The new upgrades improve accessibility, safety and the overall patron experience at BYU football games, allowing fans to walk between stands without having to return to ground level and increasing the number of services and restrooms in the stadium with women's, men's and family-friendly facilities being added on the north and south mezzanine levels.



WI-FI AND DAS

In 2018, BYU became the first college football program in the country to implement a full-stadium, high-density Wi-Fi offload solution used in many NFL stadiums. BYU partnered with Verizon Wireless and Extreme Networks to install new state-of-the-art Wi-Fi and distributed antenna system (DAS) in Edwards Stadium. The cutting-edge system provides BYU fans and vendors the ultimate large-venue mobile connectivity experience.

GAME-DAY APP

With state-of-the-art mobile connectivity in place, BYU also introduced in 2018 a new game-day mobile app built specifically for the game-day experience at Edwards Stadium. The feature-rich application developed by Pesci Sports provides Cougar fans in Edwards Stadium a second-screen experience during games that includes real-time statistics, on-demand highlight videos, social media components, radio broadcast audio, food services, merchandise and much more. The app is available to download on both iPhone and Android phones.

SOCIAL MEDIA RIBBON BOARD

Also new to Edwards Stadium in 2018 was a state-of-the-art social media ribbon board. Located above the east stands, the ribbon board is 8 feet high by 282 feet wide. The new board allows fans to interact with each other and BYU Athletics throughout the game.



YEARLY LES ATTENDANCE (1987-2018)

Year	Gm	Home	Home Avg.
2018	6	314,855	52,476
2017	6	337,599	56,267
2016	6	351,413	58,569
2015	6	351,191	58,532
2014	6	342,842	57,141
2013	6	367,349	61,225
2012	6	366,965	61,161
2011	7	421,858	60,265
2010	6	368,283	61,380
2009	6	385,416	64,236
2008	6	384,613	64,102
2007	6	386,980	64,497
2006	6	363,146	60,524
2005	6	349,222	58,204
2004	6	350,849	58,475
2003	6	369,003	61,500
2002	6	373,055	62,176
2001	6	362,699	60,450
2000	6	363,711	60,619
1999	6	391,111	65,185
1998	6	376,210	62,702
1997	6	389,362	64,894
1996	7	440,576	62,939
1995	6	371,780	61,963
1994	6	364,913	60,819
1993	6	392,676	65,446
1992	6	390,476	65,079
1991	6	394,978	65,830
1990	6	396,011	66,002
1989	6	392,252	65,375
1988	6	386,774	64,462
1987	6	391,335	65,223

TOP 10 STADIUM CROWDS (AFTER 2003 STADIUM MODIFICATIONS)

Date	Opponent	Attendance
Sept. 4, 2004	Notre Dame	65,251
Nov. 24, 2007	Utah	64,749
Oct. 24, 2009	TCU	64,641
Sept. 1, 2007	Arizona	64,525
Oct. 20, 2007	Eastern Washington	64,522
Sept. 22, 2007	Air Force	64,502
Nov. 22, 2003	Utah	64,486
Nov. 3, 2007	Colorado State	64,441
Nov. 19, 2005	Utah	64,312
Nov. 28, 2009	Utah	64,301

LAVELL EDWARDS STADIUM HOME RECORD (1964-2018)

2018	3-3	1990	6-0
2017	2-4	1989	5-1
2016	5-1	1988	6-0
2015	6-0	1987	4-2
2014	4-2	1986	4-2
2013	5-1	1985	5-1
2012	5-1	1984	6-0
2011	6-1	1983	5-0
2010	5-1	1982	4-1
2009	4-2	1981	4-1
2008	6-0	1980	6-0
2007	6-0	1979	5-0
2006	6-0	1978	4-1
2005	3-3	1977	5-0
2004	3-3	1976	5-1
2003	1-5	1975	3-2
2002	4-2	1974	4-1
2001	6-0	1973	3-3
2000	4-2	1972	3-2
1999	4-2	1971	1-3
1998	6-0	1970	3-2
1997	4-2	1969	4-1
1996	7-0	1968	0-5
1995	4-2	1967	5-0
1994	4-2	1966	4-2
1993	3-3	1965	3-1
1992	4-2	1964	3-2
1991	6-0	Total 241-77	

TOP 5 STADIUM CROWDS (BEFORE 2003 STADIUM MODIFICATIONS)

Date	Opponent	Attendance
Oct. 16, 1993	Notre Dame	66,247
Sept. 8, 1990	Miami	66,235
Nov. 17, 2001	Utah	66,149
Nov. 18, 1989	Utah	66,110
Nov. 11, 1989	Air Force	66,089

BEST AVERAGE ATTENDANCE IN THE WEST (2018)

School	Attendance
1. Washington	69,068
2. USC	55,449
3. Oregon	53,016
4. BYU	52,476
5. UCLA	51,164



EQUIPMENT AND LOCKER ROOMS

The 75-yard-long locker room was patterned after the NFL's Philadelphia Eagles. There is also a special locker room for former BYU players who want to train in Provo during the offseason.

TRAINING FACILITIES

BYU's training facilities include a newly renovated hydro therapy room with the one of the largest, state-of-the-art aquatic therapy treadmill in the west, along with two large hot and cold whirlpool therapy pools. BYU's HydroWorx 2000 series underwater treadmill allows up to four people at once with adjustable floor range up to 6 feet, resistance jets speeds up to 10 mph and running speeds up to 8.5 mph. BYU athletes can do full sprinting, unload their body weight for faster recoveries, and watch their body mechanics on monitors thanks to multiple underwater cameras from both front and lateral views. Doctor's offices are on site in the training facilities where bikes, treadmills and the latest equipment are also utilized as trainers and doctors assist and treat BYU athletes.



STRENGTH AND CONDITIONING CENTER/ PLAYERS' LOUNGE

The football team's Strength and Conditioning Center is conveniently located with easy access from the football locker room in the Student Athlete Building and to the team's practice fields. Most of the equipment was custom built by Free Motion and is sponsored by Icon Health and Fitness. With a new 2,500 square foot addition completed for the 2017 season, the facility features 20 full power racks with platforms as well as reverse hypers, Tomahawk spinning bikes and TVs, Nordic Track incline trainers, Versaclimbers, Scift upper body bikes, Woodway force treadmills, H/P Cosmos treadmills with Pneu Weight devices, vibratory boards, a step mill, dumbbell areas and a medicine ball wall. Another new addition perched above the Strength and Conditioning Center from a second-floor overlook is the new players' lounge for the team. The lounge features several flat screen television and gaming consoles, along with other game tables and areas to relax.



STUDENT ATHLETE LIFE & LEARNING CENTER

The SALLC is a comprehensive support area for student-athletes. Services in the SALLC include academic advisors, learning specialists, tutors, mentors, a financial aid counselor, a student wellness and career advisor, multicultural counselor, a sport performance psychologist, and a mental health psychologist. The purpose of the Center is to provide comprehensive support for overall wellbeing of each student-athlete with the purpose of helping them achieve their academic, athletic and career goals. The SALLC also acts as a liaison with Campus Housing and BYU Admission Services regarding housing and initial BYU application questions.



LEGENDS GRILLE

Fans, coaches and athletes can view TV screens, a ticker tape with world wide sports scores or view specialty events on a projection screen while catching a bite to eat.



INDOOR PRACTICE FACILITY

The IPF is 106,000 square feet and had new turf put in during the summer of 2017. The building has retractable goalposts, a sideline staging facility for offensive linemen and serves as a practice facility for football in all forms of weather. The indoor surface is brand new field turf and the building features four video platforms located 40 feet above the playing surface. The IPF also serves as an indoor practice area for soccer, golf, baseball and softball teams and a variety of other sports programs, including extramurals and intramurals.

	UTAH UTES THURSDAY, AUG. 29 For the first time in the history of the Deseret First Duel, BYU and Utah meet to open the season. Despite a 20-0 lead at halftime, BYU couldn't hold off a furious comeback by the Utes and fell 35-27 at Rice Eccles Stadium to finish the 2018 regular season.	Games played: 93 (31-58-4) at Utah: 56 (16-37-3) at BYU: 36 (15-20-1) Neutral: 1 (0-1) Average score: 18.8-24.1
	at TENNESSEE VOLUNTEERS SATURDAY, SEPT. 7 BYU visits SEC country for the fourth time in 10 years with the program's first matchup against Tennessee. BYU last played in an SEC stadium in 2017 (at Mississippi State) and Ole Miss (2011) before that. BYU split those two contests. The Cougars played a neutral game in LSU's backyard in New Orleans in 2017.	Games played: First meeting at Tennessee: - at BYU: - Neutral: - Average score: -
	USC TROJANS SATURDAY, SEPT. 14 USC visits LaVell Edwards Stadium for the second time as BYU and the Trojans play for only the third time. The Cougars have never defeated USC, falling to the Matt Leinart and Reggie Bush led 2003 and 2004 teams. Both players won the Heisman Trophy.	Games played: 2 (0-2) at USC: 1 (0-1) at BYU: 1 (0-1) Neutral: - Average score: 14.0-38.5
	WASHINGTON HUSKIES SATURDAY, SEPT. 21 The Huskies return to Provo for the first time since 2010. BYU fell to the eventual Pac-12 champs in Seattle last year but in the last contest in Provo the Cougars beat Washington 23-17. BYU is 3-1 against the Huskies in LaVell Edwards Stadium.	Games played: 10 (4-6) at Washington: 5 (1-4) at BYU: 4 (3-1) Neutral: 1 (0-1) Average score: 20.8-28.4
	at TOLEDO ROCKETS SATURDAY, SEPT. 28 BYU will make its first trip to the Glass Bowl to take on Toledo. The two teams met in Provo in 2016 in a high-scoring thriller with the Cougars edging the Rockets 55-53 thanks to a historic 286-yard, 5-touchdown performance from running back Jamaal Williams.	Games played: 1 (1-0) at Toledo: - at BYU: 1 (1-0) Neutral: - Average score: 55.0-53.0
	at USF BULLS SATURDAY, OCT. 12 The Cougars travel to Tampa for the first matchup between BYU and the South Florida Bulls. The Cougars are 0-6 in games in the state of Florida and will be looking to grab their first win in the Sunshine State.	Games played: First meeting at USF: - at BYU: - Neutral: - Average score: -
	BOISE STATE BRONCOS SATURDAY, OCT. 19 After coming up just short from the 2-yard line in a comeback effort, BYU will have a chance to avenge its 21-16 loss to Boise State at home in Provo. The Cougars have fared better at home than on the blue, holding a 2-2 record vs. the Broncos in Provo.	Games played: 9 (2-7) at Boise State: 5 (0-5) at BYU: 4 (2-2) Neutral: - Average score: 21.9-28.6
	at UTAH STATE SATURDAY, NOV. 2 BYU has another chance for a revenge game from last season with a date with the Aggies in Logan. The Cougars have not lost three in a row to Utah State since the Aggies had a streak of four against the Cougars from 1971 to 1974.	Games played: 88 (48-37-3) at Utah State: 38 (17-19-2) at BYU: 47 (28-18-1) Neutral: 3 (3-0) Average score: 22.6-18.7
	LIBERTY FLAMES SATURDAY, NOV. 9 Liberty, an independent in its second season as at the FBS level, visits LaVell Edwards Stadium for the first time. The Flames went 6-6 in their first FBS season and ranked No. 34 in scoring offense, averaging 33.3 points per game in 2018.	Games played: First meeting at Liberty: - at BYU: - Neutral: - Average score: -
	IDAHO STATE BENGALS SATURDAY, NOV. 16 BYU hosts FCS member Idaho State for the fourth time. The Cougars defeated the Bengals 59-13 in the last matchup in 2013, with BYU rushing for 431 yards, including a pair of 100-yard rushers in Adam Hine (141) and Jamaal Williams (131).	Games played: 5 (5-0) at Idaho State: 2 (2-0) at BYU: 3 (3-0) Neutral: - Average score: 37.6-7.2
	at UMASS MINUTEMEN SATURDAY, NOV. 23 For the second-straight year, BYU travels east to take on UMass. This year the Cougars play at the Minutemen's home stadium in Amherst. BYU topped UMass 35-16 at Gillette Stadium in Foxborough last season.	Games played: 3 (2-1) at UMass: 1 (1-0) at BYU: 2 (1-1) Neutral: - Average score: 32.0-13.7
	at SAN DIEGO STATE AZTECS SATURDAY, NOV. 30 San Diego State and BYU meet for the first time in the regular season since 2010 when the two were both members of the Mountain West Conference. The Cougars beat the Aztecs 24-21 in 2010 and also defeated SDSU 23-6 in the 2012 Poinsettia Bowl.	Games played: 36 (28-7-1) at SDSU: 17 (11-5-1) at BYU: 18 (16-2) Neutral: 1 (1-0) Average score: 33.2-18.9



GAME 1 - UTAH

LAVELL EDWARDS STADIUM • PROVO, UT • TV: ESPN • TIME: 8:15 P.M. MT

THURSDAY, AUGUST 29

Games played: 93 (31-58-4) at Utah: 56 (16-37-3) at BYU: 36 (15-20-1) Neutral: 1 (0-1)

First game: Oct. 14, 1922, Utah won 49-0
Last game: Nov. 24, 2018, Utah won 35-27

2019 SCHEDULE

Aug. 29	at BYU
Sept. 7	NIU
Sept. 14	Idaho State
Sept. 20	at USC
Sept. 28	Washington St.
Oct. 12	at Oregon State
Oct. 19	Arizona State
Oct. 26	California
Nov. 2	at Washington
Nov. 16	UCLA
Nov. 23	at Arizona
Nov. 30	Colorado

UTES INFO

LocationSalt Lake City, UT
Stadium (Capacity)Rice-Eccles Stadium (45,807)
SurfaceFieldTurf
ColorsRed and White
NicknameUtes
Founded1850
ConferencePac-12
PresidentRuth V. Watkins
Enrollment32,760
Athletic DirectorMark Harlan
2018 Record9-5
Pac-126-3
Final RankingN/A
Last BowlHoliday Bowl 2018

COACHING STAFF

Head CoachKyle Whittingham
at UtahEntering 16th (120-61)
Years as D1HCsame
DC/SMorgan Scalley
OC/QBAndy Ludwig
AHC/OLJim Harding
CB/Special TmsSharieff Shah
WRGuy Holliday
TE/Recru. Coord.Freddie Whittingham
RBKiel McDonald
DLLewis Powell
DTSione Po'uha
LBColton Swan

DID YOU KNOW?

The August 29 meeting between the two historic rivals will be the first time the game has been the season opener in the 93-game series, dating back to 1922.

MEDIA RELATIONS

Paul Kirk (801) 581-3510
PKirk@huntsman.utah.edu
Website: www.utahutes.com



GAME 2 - at TENNESSEE

NEYLAND STADIUM • KNOXVILLE, TN • TV: ESPN • TIME: 7:00 P.M. ET

SATURDAY, SEPTEMBER 7

Games played: First meeting at Tennessee: - at BYU: - Neutral: -

First game: Sept. 7, 2019
Last game: -

2019 SCHEDULE

Aug. 31	Georgia State
Sept. 7	BYU
Sept. 14	Chattanooga
Sept. 21	at Florida
Oct. 5	Georgia
Oct. 12	Mississippi St.
Oct. 19	at Alabama
Oct. 26	South Carolina
Nov. 2	UAB
Nov. 9	at Kentucky
Nov. 23	at Missouri
Nov. 30	Vanderbilt

VOLUNTEERS INFO

LocationKnoxville, TN
Stadium (Capacity)Neyland Stadium (102,455)
SurfaceTifway 419 Bermuda Hybrid Grass
ColorsOrange and White
NicknameVolunteers
Founded1794
ConferenceSEC
PresidentRandy Boyd
Enrollment28,321
Athletic DirectorPhillip Fulmer
2018 Record5-7
SEC2-6
Final RankingN/A
Last BowlMusic City Bowl 2016

COACHING STAFF

Head CoachJeremy Pruitt
at TennesseeEntering 2nd (5-7)
Years as D1HCsame
OCJim Chaney
DC/DBDerrick Ansley
OC/OLBChris Rumph
ILB/ Special TmsKevin Sherrer
AHC/Passing Gm/WRTee Martin
OLWill Friend
RBDavid Johnson
TEBrian Niedermeyer
DLTracy Rucker
QBChris Weinke

DID YOU KNOW?

Despite six national titles, 52 bowl games and the 10th most wins all time, Tennessee has never had a Heisman winner in the history of the Volunteer program. The Vols have had four runner-up finishes.

MEDIA RELATIONS

Zach Stipe (865) 974-4167
zstipe@tennessee.edu
Website: www.utsports.com



GAME 3 - USC

LAVELL EDWARDS STADIUM • PROVO, UT • TV: ABC/ESPN/ESPN2 • TIME: 1:30 P.M. MT

SATURDAY, SEPTEMBER 14

Games played: 2 (0-2) at USC: 1 (0-1) at BYU: 1 (0-1) Neutral: -

First game: Sept. 6, 2003, USC won 35-18
Last game: Sept. 18, 2004, USC won 42-10

2019 SCHEDULE

Aug. 31	Fresno State
Sept. 7	Stanford
Sept. 14	at BYU
Sept. 20	Utah
Sept. 28	at Washington
Oct. 12	at Notre Dame
Oct. 19	Arizona
Oct. 25	at Colorado
Nov. 2	Oregon
Nov. 9	at Arizona State
Nov. 16	at California
Nov. 23	UCLA

TROJANS INFO

LocationLos Angeles, CA
Stadium (Capacity)LA Memorial Coliseum (78,467)
SurfaceNatural grass
ColorsCardinal and Gold
NicknameTrojans
Founded1880
ConferencePac-12
PresidentC.L. Max Nikias
Enrollment45,500
Athletic DirectorLynn Swann
2018 Record5-7
Pac-124-5
Final RankingN/A
Last BowlCotton Bowl Classic 2017

COACHING STAFF

Head CoachClay Helton
at USCEntering 5th (32-17)
Years as D1HCEntering 5th (32-17)
DC/AHCClancy Pendergast
OC/QBGraham Harrell
TE/Special TmsJohn Baxter
ILB/Def. Run GmJohnny Nansen
OL/Run Gm and Pass ProtectionTim Drevno
SecondaryGreg Burns
WRKeary Colbert
OLBJoe DeForest
RBMike Jinks
DLChad Kauha'aha'a

DID YOU KNOW?

USC has had more draft picks than any other school at 509, and is tied for the most first rounders with 81. The Trojans had four drafted in 2019, but no first or second rounders for the first time in 17 years.

MEDIA RELATIONS

Tim Tessalone (213) 740-3811
tessalon@usc.edu
Website: www.usctrojans.com



GAME 4 - WASHINGTON

LAVELL EDWARDS STADIUM • PROVO, UT • TV: ESPN NETWORKS • TIME: TBA

Games played: 10 (4-6)
at Washington: 5 (1-4)

at BYU: 4 (3-1)
Neutral: 1 (0-1)

First game: Sept. 14, 1985, BYU won 31-3
Last game: Sept. 19, 2018, Washington won 35-7

2019 SCHEDULE

Aug. 31	Eastern Washington
Sept. 7	California
Sept. 14	Hawaii
Sept. 21	at BYU
Sept. 28	USC
Oct. 5	at Stanford
Oct. 12	at Arizona
Oct. 19	Oregon
Nov. 2	Utah
Nov. 8	at Oregon State
Nov. 23	at Colorado
Nov. 29	Washington

HUSKIES INFO

Location	Seattle, WA
Stadium (Capacity)	Husky Stadium (70,138)
Surface	FieldTurf
Colors	Purple and Gold
Nickname	Huskies
Founded	1861
Conference	Pac-12
President	Ana Mari Cauce
Enrollment	47,392
Athletic Director	Jennifer Cohen
2018 Record	10-4
Pac-12	7-2
Final Ranking	13th
Last Bowl	Rose Bowl 2018

COACHING STAFF

Head Coach	Chris Petersen
at Washington	Entering 6th (47-21)
Years as D1HC	Entering 14th (139-33)
DC/DB	Jimmy Lake
OC/QB	Bush Hamdan
WR	Junior Adams
Recru. Coord./RB	Keith Bhonapha
AHC/Special Tms./ILB	Bob Gregory
ADB	Will Harris
OL/Run Gm	Scott Huff
DC/OLB	Pete Kwiatkowski
DL	Ikaika Malloe
TE	Jordan Paopao

DID YOU KNOW?

Washington has won at least 10 games every year for the past three seasons, including a 2016 season where the Huskies made the College Football Playoff, finishing 12-2 and ranked No. 4.

MEDIA RELATIONS

Jeff Bechtold (206) 685-7910
bechtold@uw.edu
Website: www.gohuskies.com



GAME 5 - at TOLEDO

GLASS BOWL STADIUM • TOLEDO, OHIO • TV: TBA • TIME: TBA

Games played: 1 (1-0)
at Toledo: -

at BYU: 1 (1-0)
Neutral: -

First game: Sept. 30, 2016, BYU won 55-53
Last game: Same

2019 SCHEDULE

Aug. 31	at Kentucky
Sept. 14	Murray State
Sept. 21	at Colorado St.
Sept. 28	BYU
Oct. 5	Western Michigan
Oct. 12	at Bowling Green
Oct. 19	at Ball State
Oct. 26	Eastern Michigan
Nov. 5	Kent State
Nov. 13	NIU
Nov. 20	at Buffalo
Nov. 29	at Central

ROCKETS INFO

Location	Toledo, OH
Stadium (Capacity)	Glass Bowl Stadium (26,038)
Surface	FieldTurf
Colors	Midnight Blue and Gold
Nickname	Rockets
Founded	1872
Conference	MAC (West Division)
President	Dr. Sharon Gaber
Enrollment	20,381
Athletic Director	Mike O'Brien
2018 Record	7-6
MAC	5-3
Final Ranking	N/A
Last Bowl	2018 Bahamas Bowl

COACHING STAFF

Head Coach	Jason Candle
at Toledo	Entering 5th (28-13)
Years as D1HC	Entering 5th (28-13)
DC	Brian George
OC/QB	Brian Wright
WR	Kevin Beard
DL	Larry Black
RB	Nate Cole
TE/Special Tms	Robby Discher
Running Gm/OL	Mike Hallett
CB	Hank Poteat
LB	Mike Ward
S	Ross Watson

DID YOU KNOW?

The first matchup in this series featured a combined 108 points, 1,278 yards of offense and 14 touchdowns -- all stadium records for LaVell Edwards Stadium.

MEDIA RELATIONS

Paul Helgren (419) 530-4918
paul.helgren@utoledo.edu
Website: www.utrockets.com



GAME 6 - at USF

RAYMOND JAMES STADIUM • TAMPA, FL • TV: TBA • TIME: TBA

Games played: First meeting
at USF: -

at BYU: -
Neutral: -

First game: Oct. 12, 2019
Last game: -

2019 SCHEDULE

Aug. 30	Wisconsin
Sept. 7	at Georgia Tech
Sept. 14	SC State
Sept. 28	SMU
Oct. 5	at UConn
Oct. 12	BYU
Oct. 19	at Navy
Oct. 26	at East Carolina
Nov. 7	Temple
Nov. 16	Cincinnati
Nov. 23	Memphis
Nov. 29	at UCF

BULLS INFO

Location	Tampa, FL
Stadium (Capacity)	Raymond James Stadium (65,857)
Surface	Tifway Bermuda 419
Colors	Green and Gold
Nickname	Bulls
Founded	1956
Conference	AAC
President	Dr. Judy Genshaft
Enrollment	50,755
Athletic Director	Michael Kelly
2018 Record	7-6
AAC	3-5
Final Ranking	N/A
Last Bowl	2018 Gasparilla Bowl

COACHING STAFF

Head Coach	Charlie Strong
at USF	Entering 3rd (17-8)
Years as D1HC	Entering 11th (70-45)
AHC/DC/LB	Brian Jean-Mary
OC/QB	Kerwin Bell
TE/Special Tms	Justin Burke
DT	Sean Cronin
OL	Jeremy Darveau
DB	Steve Ellis
S	Bryan Hill
RB	Shaun King
DL	Paul Spicer
WR	Charlie Williams

DID YOU KNOW?

BYU is looking for its first win in the state of Florida, owning an 0-6 record in the Sunshine State. BYU has played two bowls in Florida (Tangerine and Citrus), along with Florida State, Miami and UCF.

MEDIA RELATIONS

Brian Siegrist (813) 974-4086
siegrist@usf.edu
Website: www.goustbulls.com



GAME 7 - BOISE STATE

LAVELL EDWARDS STADIUM • PROVO, UTAH • TV: ESPN NETWORKS • TIME: TBA

SATURDAY, OCTOBER 19

Games played: 9 (2-7)

at BYU: 4 (2-2)

First game: Oct. 30, 2003, Boise State won 50-12

at Boise State 5 (0-5)

Neutral: -

Last game: Nov. 3, 2018, Boise State won 21-16

2019 SCHEDULE

Aug. 31	vs Florida State
Sept. 6	Marshall
Sept. 14	Portland State
Sept. 20	Air Force
Oct. 5	at UNLV
Oct. 12	Hawaii
Oct. 19	at BYU
Nov. 2	at San Jose St.
Nov. 9	Wyoming
Nov. 16	New Mexico
Nov. 23	at Utah State
Nov. 29	at Colorado

BRONCOS INFO

Location	Boise, ID
Stadium (Capacity)	Albertsons Stadium (36,387)
Surface	Blue FieldTurf
Colors	Blue and Orange
Nickname	Broncos
Founded	1932
Conference	MWC
President	Martin Schimpf
Enrollment	25,540
Athletic Director	Curt Apsey
2018 Record	10-3
MWC	7-1
Final Ranking	23rd
Last Bowl	2018 First Responder Bowl

COACHING STAFF

Head Coach	Bryan Harsin
at Boise State	Entering 6th (52-15)
Years as D1HC	Entering 7th (59-20)
Assoc. HC/TE	Kent Riddle
OC/QB	Zak Hill
OC/WR	Eric Kiesau
DC/OLB	Jeff Schmiedding
DC/DL	Spencer Danielson
ILB	Zac Alley
OL	Brad Bedell
CB	Jalil Brown
S/Nickels	Gabe Franklin
Special Tms/RB	Lee Marks

DID YOU KNOW?

Boise State and BYU games have been decided by one score in two of the last three contests. The Broncos won last year 21-16 while 2016 was a one-score game.

MEDIA RELATIONS

Joe Nickell (208) 426-3868
joenickell@boisestate.edu
Website: www.broncosports.com



GAME 8 - at UTAH STATE

MAVERIK STADIUM • LOGAN, UTAH • TV: ESPN NETWORKS • TIME: TBA

SATURDAY, NOVEMBER 2

Games played: 88 (48-37-3)

at BYU: 47 (28-18-1)

First game: Oct. 7, 1922, Utah State won 41-3

at Utah State: 38 (17-19-2)

Neutral: 3 (3-0-0)

Last game: Oct. 10, 2018, Utah State won 45-20

2019 SCHEDULE

Aug. 30	at Wake Forest
Sept. 7	Stony Brook
Sept. 21	at San Diego St.
Sept. 28	Colorado State
Oct. 5	at LSU
Oct. 19	Nevada
Oct. 26	at Air Force
Nov. 2	BYU
Nov. 9	at Fresno State
Nov. 16	Wyoming
Nov. 23	Boise State
Nov. 30	at New Mexico

AGGIES INFO

Location	Logan, UT
Stadium (Capacity)	Maverik Stadium (25,100)
Surface	AstroTurf
Colors	Navy blue, White and Pewter Gray
Nickname	Aggies
Founded	1888
Conference	MWC
President	Noelle Cockett
Enrollment	28,118
Athletic Director	John Hartwell
2018 Record	11-2
MWC	7-1 (T-1st)
Final Ranking	22nd
Last Bowl	Gildan New Mexico Bowl 2018

COACHING STAFF

Head Coach	Gary Andersen
at Utah State	Entering 5th (26-24)
Years as D1HC	Entering 10th (52-54)
AHC/TE	Frank Maile
OC/QB	Mike Sanford
DC	Justin Ena
OL	TJ Woods
Special Tms/RB	Stacy Collins
Passing Gm/WR	Jason Phillips
DE	Bojay Filimoeatu
S	Mike Caputo
CB	Mark Orphey

DID YOU KNOW?

Both BYU and Utah State's quarterbacks (Zach Wilson and Jordan Love) were named to the 2019 Touchdown Club of Columbus Players to Watch list following the 2018 season.

MEDIA RELATIONS

Doug Hoffman (435) 797-3714
doug.hoffman@usu.edu
Website: www.utahstateaggies.com



GAME 9 - LIBERTY

LAVELL EDWARDS STADIUM • PROVO, UTAH • TV: ESPN NETWORKS • TIME: TBA

SATURDAY, NOVEMBER 9

Games played: First meeting

at BYU: -

First game: Nov. 9, 2019

at Liberty: -

Neutral: -

Last game: -

2019 SCHEDULE

Aug. 31	Syracuse
Sept. 7	at Louisiana
Sept. 14	Buffalo
Sept. 21	Hampton
Sept. 28	New Mexico
Oct. 5	at New Mexico St.
Oct. 19	Maine
Oct. 26	at Rutgers
Nov. 2	at UMass
Nov. 9	at BYU
Nov. 23	at Virginia
Nov. 30	New Mexico St.

FLAMES INFO

Location	Lynchburg, VA
Stadium (Capacity)	Williams Stadium (25,000)
Surface	Field Turf
Colors	Red, white and blue
Nickname	Flames
Founded	1971
Conference	Independent
President	Jerry Falwell, Jr.
Enrollment	75,756
Athletic Director	Ian McCaw
2018 Record	6-6
Independent	N/A
Final Ranking	N/A
Last Bowl	N/A

COACHING STAFF

Head Coach	Hugh Freeze
at Liberty	Entering 1st
Years as D1HC	Entering 7th (22-28)
OC/QB	Kent Austin
OC/WR	Maurice Harris
TE	Ben Aigamaua
RB	Bruce Johnson
OL	Sam Gregg
DC/S	Scott Symons
DL	Josh Aldridge
CB	Rickey Hunley
LB	Kyle Pope
Special Tms	Tanner Burns

DID YOU KNOW?

Liberty is in just its second year as an FBS Division I football member. Last year the Flames went 6-6 but as a provisional FBS member were not eligible for bowl games. They are a full member for 2019.

MEDIA RELATIONS

Todd Wetmore (434) 582-2292
twetmore@liberty.edu
Website: www.libertyflames.com



2019-OPPONENTS



GAME 10 - IDAHO STATE

LAVELL EDWARDS STADIUM • PROVO, UTAH • TV: BYUtv/ESPN3 • TIME: 1:00 P.M.

Games played: 5 (5-0)
at Idaho State: 2 (2-0)

at BYU: 3 (3-0)
Neutral: -

First game: Nov. 4, 1932, BYU won 32-0
Last game: Nov. 16, 2013, BYU won 59-13

2019 SCHEDULE

Sept. 5	Western Colorado
Sept. 14	at Utah
Sept. 21	at Northern Iowa
Sept. 28	Portland State
Oct. 5	at Montana
Oct. 12	North Dakota
Oct. 19	at Idaho
Oct. 26	at Southern Utah
Nov. 2	Northern Colorado
Nov. 9	Eastern Wash.
Nov. 16	at BYU
Nov. 23	at Weber State

BENGALS INFO

Location	Pocatello, ID
Stadium (Capacity)	Holt Arena (12,000)
Surface	Artificial Turf
Colors	Orange and black
Nickname	Bengals
Founded	1901
Conference	Big Sky
President	Kevin Satterlee
Enrollment	8,307
Athletic Director	Pauline Thiros
2018 Record	6-5
Big Sky	5-3
Final Ranking	N/A
Last Bowl	N/A

COACHING STAFF

Head Coach	Rob Phenicie
at Idaho State	Entering 3rd (10-12)
Years as D1HC	Same
Assoc. HC/DC/LB	Roger Cooper
OC/QB	Mike Ferriter
Assist. HC/RB/ST	David Fiefla
TE/Academic Liaison	Aaron Prier
Secondary	Kam Yancy
DL/Recruiting	Steve Fifta
OL	Mike Philipp
S/Assis. Special Tms	JB Hall Jr.

DID YOU KNOW?

Despite being just over 200 miles apart, BYU and Idaho State have matched up only five times. The first game was in 1932, followed by two games in 1950 and 1951 before 2011 and 2013 contests.

MEDIA RELATIONS

Steve Shaack (208) 282-2621
schaste4@isu.edu
Website: www.isubengals.com



GAME 11 - UMASS

MCGUIRK STADIUM • AMHERST, MA • TV: TBA • TIME: TBA

Games played: 3 (2-1)
at UMass: 1 (1-0)

at BYU: 2 (1-1)
Neutral: -

First game: Nov. 19, 2016, BYU won 51-9
Last game: Nov. 10, 2018, BYU won 35-16

2019 SCHEDULE

Aug. 30	at Rutgers
Sept. 7	Southern Illinois
Sept. 14	at Charlotte
Sept. 21	Coastal Carolina
Sept. 28	Akron
Oct. 5	at FIU
Oct. 12	at Louisiana Tech
Oct. 26	UConn
Nov. 2	Liberty
Nov. 9	at Army
Nov. 16	at Northwestern
Nov. 23	BYU

MINUTEMEN INFO

Location	Amherst, MA
Stadium (Capacity)	McGuirk Stadium (17,000)
Surface	FieldTurf
Colors	Maroon, White
Nickname	Minutemen
Founded	1863
Conference	Independent
President	Dr. Kumble Subbswamy
Enrollment	29,269
Athletic Director	Ryan Bamford
2018 Record	4-8
Independent	N/A
Final Ranking	N/A
Last Bowl	1972 Boardwalk Bowl

COACHING STAFF

Head Coach	Walt Bell
at Arizona	Entering 1st
Years as D1HC	Same
Assist HC/WR/ST	Luke Paschall
DC/CB	Aazar Abdul-Rahim
Co-DC/LB	Tommy Restivo
TE/Recruiting	Jon Bills
Run Game/Co-OL	Jim Jackson
Co-OC	Micah James
RB	Fredi Knighten
S	Jason Tudryn
DL	Cedric Douglas

DID YOU KNOW?

Last year, BYU played the Minutemen in the New England Patriots' Gillette Stadium, where UMass plays a select number of home games. This year is at McGuirk Stadium, the Minutemen's on-campus venue.

MEDIA RELATIONS

Cody Lahl (845) 750-4225
clahl@admin.umass.edu
Website: www.umassathletics.com



GAME 12 - at SAN DIEGO STATE

SDCCU STADIUM • SAN DIEGO, CA • TV: CBS SPORTS • TIME: 6 P.M. PT

Games played: 36 (28-7-1)
at SDSU: 17 (11-5-1)

at BYU: 18 (16-2-0)
Neutral: 1 (1-0-0)

First game: Nov. 22, 1947, SDSU won 32-7
Last game: Dec. 20, 2012, BYU won 23-6

2019 SCHEDULE

Aug. 31	Weber State
Sept. 7	at UCLA
Sept. 14	at New Mexico St.
Sept. 21	Utah State
Oct. 5	at Colorado St.
Oct. 12	Wyoming
Oct. 19	at San Jose St.
Oct. 26	at UNLV
Nov. 9	Nevada
Nov. 15	Fresno State
Nov. 23	at Hawaii

AZTECS INFO

Location	San Diego, CA
Stadium (Capacity)	SDCCU Stadium (54,000)
Surface	Natural grass
Colors	Scarlet and black
Nickname	Aztecs
Founded	1897
Conference	Mountain West
President	Dr. Adela de la Torre
Enrollment	33,915
Athletic Director	John David Wicker
2018 Record	7-6
Mountain West	4-4
Final Ranking	N/A
Last Bowl	2018 DXL Frisco Bowl

COACHING STAFF

Head Coach	Rocky Long
at SDSU	Entering 9th (as HC 71-35), 11th overall
Years as D1HC	Entering 20th (136-104)
Associate HC/OC/RB	Jeff Horton
DC/LB	Zach Arnett
Pass Game Coord./TE	Ron Caragher
WR	Hunkie Cooper
Special Teams	Doug Deakin
DL	Brady Hoke
QB	Blane Morgan
Secondary/ST	Richard Sanchez
OL	Mike Schmidt
CB	Demetrius Sumler

DID YOU KNOW?

BYU and San Diego State have matched up in one bowl game but no regular-season contests since the Cougars left the Mountain West Conference for Independence following the 2010 season.

MEDIA RELATIONS

Mike May (619) 594-5545
mmay@mail.sdsu
Website: www.goaztecs.com

BYU has reached a bowl game 13 times in the past 14 seasons. Last year, the Cougars played in the Famous Idaho Potato Bowl and defeated Western Michigan 49-18. BYU is contracted to play in the SoFi Hawai'i Bowl on Dec. 24, 2019, if bowl eligible and not selected in the College Football Playoff or a New Year's Six bowl game.



COLLEGE FOOTBALL PLAYOFF

DATE	BOWL GAME	LOCATION	TIME	TV
Dec. 20	Makers Wanted Bahamas Bowl	Nassau, Bahamas	2:00 p.m. ET	ESPN
Dec. 20	Frisco Bowl	Frisco, TX	7:30 p.m. ET	ESPN2
Dec. 21	Air Force Reserve Celebration Bowl	Atlanta, GA	12:00 p.m. ET	ABC
Dec. 21	New Mexico Bowl	Albuquerque, NM	2:00 p.m. ET	ESPN
Dec. 21	Cure Bowl	Orlando, FL	2:30 p.m. ET	CBS Sports
Dec. 21	Cheribundi Boca Raton Bowl	Boca Raton, FL	3:30 p.m. ET	ABC
Dec. 21	Camellia Bowl	Montgomery, AL	5:30 p.m. ET	ESPN
Dec. 21	Mitsubishi Motors Las Vegas Bowl	Las Vegas, NV	7:30 p.m. ET	ABC
Dec. 21	R+L Carriers New Orleans Bowl	New Orleans, LA	9:00 p.m. ET	ESPN
Dec. 23	Bad Boy Mowers Gasparilla Bowl	Tampa, FL	2:30 p.m. ET	ESPN
Dec. 24	SoFi Hawai'i Bowl	Honolulu, HI	8:00 p.m. ET	ESPN
Dec. 26	Walk-On's Independence Bowl	Shreveport, LA	4:00 p.m.	ESPN
Dec. 26	Quick Lane Bowl	Detroit, MI	8:00 p.m. ET	ESPN
Dec. 27	Military Bowl	Annapolis, MD	12:00 p.m. ET	ESPN
Dec. 27	New Era Pinstripe Bowl	Bronx, NY	3:20 p.m. ET	ESPN
Dec. 27	Academy Sports+Outdoors Texas Bowl	NRG Stadium	6:45 p.m. ET	ESPN
Dec. 27	SDCCU Holiday Bowl	San Diego, CA	8:00 p.m. ET	FS1
Dec. 27	Cheeze-it Bowl	Phoenix, AZ	10:15 p.m. ET	ESPN
Dec. 28	Goodyear Cotton Bowl	Arlington, TX	12:00 p.m. ET	ESPN
Dec. 28	Camping World Bowl	Orlando, FL	12:00 p.m. ET	ABC
Dec. 28	Chick-fil-A Peach Bowl	Atlanta, GA	4/8 p.m. ET	ESPN
Dec. 28	Playstation Fiesta Bowl	Glendale, AZ	4/8 p.m. ET	ESPN
Dec. 30	SERVPRO First Responder Bowl	Dallas, TX	12:30 p.m. ET	ESPN
Dec. 30	Franklin American Mortgage Music City Bowl	Nashville, TN	4:00 p.m. ET	ESPN
Dec. 30	Redbox Bowl	Santa Clara, CA	4:00 p.m. ET	FOX
Dec. 30	Capital One Orange Bowl	Miami Gardens, FL	8:00 p.m. ET	ESPN
Dec. 31	Valero Alamo Bowl	San Antonio, TX	7:30 p.m. ET	ESPN
Dec. 31	Belk Bowl	Charlotte, NC	12:00 p.m. ET	ESPN
Dec. 31	Hyundai Sun Bowl	El Paso, TX	2:00 p.m. ET	CBS
Dec. 31	AutoZone Liberty Bowl	Memphis, TN	3:45 p.m. ET	ESPN
Dec. 31	Nova Home Loans Arizona Bowl	Tucson, AZ	4:30 p.m. ET	CBS Sports
Jan. 1	Outback Bowl	Tampa, FL	1:00 p.m. ET	ESPN
Jan. 1	VRBO Citrus Bowl	Orlando, FL	1:00 p.m. ET	ABC
Jan. 1	Rose Bowl Game	Pasadena, CA	5:00 p.m. ET	ESPN
Jan. 1	Allstate Sugar Bowl	New Orleans, LA	8:45 p.m. ET	ESPN
Jan. 2	Birmingham Bowl	Birmingham, AL	3:00 p.m. ET	ESPN
Jan. 2	TaxSlayer Gator Bowl	Jacksonville, FL	7:00 p.m. ET	ESPN
Jan. 3	Famous Idaho Potato Bowl	Boise, ID	3:30 p.m. ET	ESPN
Jan. 4	Lockheed Martin Armed Forces Bowl	Fort Worth, TX	11:30 a.m. ET	ESPN
Jan. 6	Mobile Alabama Bowl	Mobile, AL	7:30 p.m. ET	ESPN
Jan. 13	CFP National Championship	New Orleans, LA	8:00 p.m. ET	ESPN



2019-OPPONENT-HISTORY

UTAH

1922	UU 49, BYU 0	(A)
1923	UU 15, BYU 0	(H)
1924	UU 35, BYU 6	(A)
1925	UU 27, BYU 0	(H)
1926	UU 40, BYU 7	(A)
1927	UU 20, BYU 0	(H)
1928	BYU 0, UU 0	(A)
1929	UU 45, BYU 13	(A)
1930	UU 34, BYU 7	(A)
1931	UU 43, BYU 0	(A)
1932	UU 29, BYU 0	(A)
1933	UU 21, BYU 6	(A)
1934	UU 43, BYU 0	(A)
1935	UU 32, BYU 0	(H)
1936	UU 18, BYU 0	(A)
1937	UU 14, BYU 0	(A)
1938	BYU 7, UU 7	(A)
1939	UU 35, BYU 13	(H)
1940	UU 12, BYU 6	(A)
1941	BYU 6, UU 6	(A)
1942	BYU 12, UU 7	(A)
1946	UU 35, BYU 6	(H)
1947	UU 28, BYU 6	(A)
1948	UU 30, BYU 0	(H)
1949	UU 38, BYU 0	(A)
1950	BYU 28, UU 28	(H)
1951	UU 7, BYU 6	(A)
1952	UU 34, BYU 6	(A)
1953	UU 33, BYU 32	(A)
1954	UU 12, BYU 7	(H)
1955	UU 41, BYU 9	(A)
1956	UU 41, BYU 6	(H)
1957	UU 27, BYU 0	(A)
1958	BYU 14, UU 7	(A)
1959	UU 20, BYU 8	(A)
1960	UU 17, BYU 0	(A)
1961	UU 21, BYU 20	(A)
1962	UU 35, BYU 20	(A)
1963	UU 15, BYU 6	(A)
1964	UU 47, BYU 13	(A)
1965	BYU 25, UU 20	(H)
1966	BYU 35, UU 13	(A)
1967	BYU 17, UU 13	(H)
1968	UU 30, BYU 21	(A)
1969	UU 16, BYU 6	(H)
1970	UU 14, BYU 13	(A)
1971	UU 17, BYU 15	(H)
1972	BYU 16, UU 7	(A)
1973	BYU 46, UU 22	(A)
1974	BYU 48, UU 20	(H)
1975	BYU 51, UU 20	(H)
1976	BYU 34, UU 12	(A)
1977	BYU 38, UU 8	(H)
1978	UU 23, BYU 22	(A)
1979	BYU 27, UU 0	(H)
1980	BYU 56, UU 6	(A)
1981	BYU 56, UU 28	(H)
1982	BYU 17, UU 12	(A)
1983	BYU 55, UU 7	(H)
1984	BYU 24, UU 14	(A)
1985	BYU 38, UU 28	(H)
1986	BYU 35, UU 21	(A)
1987	BYU 21, UU 18	(H)
1988	UU 57, BYU 28	(A)
1989	BYU 70, UU 31	(H)
1990	BYU 45, UU 22	(A)
1991	BYU 48, UU 17	(H)
1992	BYU 31, UU 22	(A)
1993	UU 34, BYU 31	(H)
1994	UU 34, BYU 31	(A)
1995	UU 34, BYU 17	(H)
1996	BYU 37, UU 17	(A)
1997	UU 20, BYU 14	(H)

1998	BYU 26, UU 24	(A)
1999	UU 20, BYU 17	(H)
2000	BYU 34, UU 27	(A)
2001	BYU 24, UU 21	(H)
2002	UU 13, BYU 6	(A)
2003	UU 3, BYU 0	(H)
2004	UU 52, BYU 21	(A)
2005	UU 41, BYU 34 (OT)	(H)
2006	BYU 33, UU 31	(A)
2007	BYU 17, UU 10	(H)
2008	UU 47, BYU 24	(A)
2009	BYU 26, UU 23 (OT)	(H)
2010	UU 17, BYU 16	(A)
2011	UU 54, BYU 10	(H)
2012	UU 24, BYU 21	(A)
2013	UU 20, BYU 13	(H)
2015	UU 35, BYU 28	(N)
2016	UU 20, BYU 19	(A)
2017	UU 19, BYU 13	(H)
2018	UU 35, BYU 27	(A)

Series: 31-58-4

TENNESSEE

First meeting

Series: 0-0

SOUTHERN CALIFORNIA

2003	USC 35, BYU 18	(A)
2004	USC 42, BYU 10	(H)

Series: 0-2

WASHINGTON

1985	BYU 31, Wash 3	(H)
1986	Wash 52, BYU 21	(A)
1996	Wash 29, BYU 17	(A)
1997	Wash 42, BYU 20	(H)
1998	Wash 20, BYU 10	(A)
1999	BYU 35, Wash 28	(H)
2008	BYU 28, Wash 27	(A)
2010	BYU 23, Wash 17	(H)
2013	Wash 31, BYU 16	(N)
2018	Wash 35, BYU 7	(A)

Series: 4-6

TOLEDO

2016	BYU 55, Toledo 53	(H)
------	-------------------	-----

Series: 1-0

SOUTH FLORIDA

First meeting

Series: 0-0

BOISE STATE

2003	BSU 50, BYU 12	(H)
2004	BSU 28, BYU 27	(A)
2012	BSU 7, BYU 6	(A)
2013	BYU 37, BSU 20	(H)
2014	BSU 55, BYU 30	(A)
2015	BYU 35, BSU 24	(H)
2016	BSU 28, BYU 27	(A)
2017	BSU 24, BYU 7	(H)
2018	BSU 21, BYU 16	(A)

Series: 2-7

UTAH STATE

1922	USU 42, BYU 3	(H)
1923	USU 40, BYU 0	(A)
1924	USU 13, BYU 9	(H)
1925	USU 14, BYU 0	(A)
1926	BYU 0, USU 0	(H)
1927	USU 22, BYU 0	(A)
1928	USU 10, BYU 0	(H)
1929	BYU 7, USU 6	(N)
1930	BYU 39, USU 14	(N)

1931	BYU 6, USU 0	(N)
1932	BYU 18, USU 6	(H)
1933	USU 14, BYU 0	(A)
1934	USU 15, BYU 0	(H)
1935	USU 27, BYU 0	(A)
1936	USU 13, BYU 0	(H)
1937	BYU 54, USU 0	(A)
1938	USU 3, BYU 0	(H)
1939	BYU 0, USU 0	(A)
1940	BYU 12, USU 7	(H)
1941	BYU 28, USU 0	(A)
1942	USU 9, BYU 6	(H)
1946	BYU 0, USU 0	(A)
1947	BYU 27, USU 12	(H)
1948	USU 20, BYU 7	(A)
1949	USU 22, BYU 3	(H)
1950	BYU 34, USU 13	(A)
1951	BYU 28, USU 27	(H)
1952	USU 27, BYU 26	(A)
1953	USU 14, BYU 7	(H)
1954	USU 45, BYU 13	(A)
1955	USU 47, BYU 21	(H)
1956	USU 33, BYU 7	(A)
1957	BYU 14, USU 0	(H)
1958	BYU 13, USU 6	(A)
1959	BYU 18, USU 0	(H)
1960	USU 34, BYU 0	(A)
1961	USU 31, BYU 8	(H)
1962	USU 27, BYU 21	(A)
1963	USU 26, BYU 0	(H)
1964	BYU 28, USU 14	(H)
1965	USU 34, BYU 21	(A)
1966	BYU 27, USU 7	(H)
1967	USU 30, BYU 9	(A)
1968	USU 34, BYU 8	(H)
1969	BYU 21, USU 3	(A)
1970	BYU 27, USU 20	(H)
1971	USU 29, BYU 7	(A)
1972	USU 42, BYU 19	(H)
1973	USU 13, BYU 7	(A)
1974	USU 9, BYU 6	(H)
1975	BYU 24, USU 7	(A)
1976	BYU 45, USU 14	(H)
1977	BYU 65, USU 6	(A)
1978	USU 24, BYU 7	(H)
1979	BYU 48, USU 24	(A)
1980	BYU 70, USU 46	(A)
1981	BYU 32, USU 26	(H)
1982	USU 20, BYU 17	(A)
1983	BYU 38, USU 34	(H)
1984	BYU 38, USU 13	(H)
1985	BYU 44, USU 0	(A)
1986	BYU 52, USU 0	(H)
1987	BYU 45, USU 24	(H)
1988	BYU 38, USU 3	(H)
1989	BYU 37, USU 10	(A)
1990	BYU 45, USU 10	(H)
1991	BYU 38, USU 10	(H)
1992	BYU 30, USU 9	(H)
1993	USU 58, BYU 56	(A)
1994	BYU 34, USU 6	(H)
1996	BYU 45, USU 17	(A)
1997	BYU 42, USU 35	(H)
1999	BYU 34, USU 31	(A)
2000	BYU 38, USU 14	(H)
2001	BYU 54, USU 34	(H)
2002	BYU 35, USU 34	(A)
2006	BYU 38, USU 0	(H)
2008	BYU 34, USU 14	(A)
2009	BYU 35, USU 17	(H)
2010	USU 31, BYU 16	(A)
2011	BYU 27, USU 24	(H)
2012	BYU 6, USU 3	(H)
2013	BYU 31, USU 14	(A)

2014	USU 35, BYU 20	(H)
2015	BYU 51, USU 28	(A)
2016	BYU 28, USU 10	(H)
2017	USU 40, BYU 24	(A)
2018	USU 45, BYU 20	(H)

Series: 48-37-3

LIBERTY

First meeting

Series: 0-0

IDAHO STATE

1932	BYU 32, ISU 0	(A)
1950	BYU 14, ISU 13	(A)
1951	BYU 27, ISU 7	(H)
2011	BYU 56, ISU 3	(H)
2013	BYU 59, ISU 13	(H)

Series: 5-0

UMASS

2016	BYU 51, UMass 9	(H)
2017	UMass 16, BYU 10	(H)
2018	BYU 35, UMass 16	(A)

Series: 2-1

SAN DIEGO STATE

1947	SDSU 32, BYU 7	(A)
1948	BYU 14, SDSU 6	(H)
1970	SDSU 31, BYU 11	(A)
1976	BYU 8, SDSU 0	(A)
1978	BYU 21, SDSU 3	(H)
1979	BYU 63, SDSU 14	(A)
1980	BYU 35, SDSU 11	(H)
1981	BYU 27, SDSU 7	(A)
1982	BYU 58, SDSU 8	(H)
1983	BYU 47, SDSU 12	(A)
1984	BYU 34, SDSU 3	(H)
1985	BYU 28, SDSU 0	(H)
1986	SDSU 10, BYU 3	(A)
1987	BYU 38, SDSU 21	(H)
1988	SDSU 27, BYU 15	(A)
1989	BYU 48, SDSU 27	(A)
1990	BYU 62, SDSU 34	(H)
1991	BYU 52, SDSU 52	(A)
1992	SDSU 45, BYU 38	(H)
1993	BYU 45, SDSU 44	(A)
1994	BYU 35, SDSU 28	(H)
1995	BYU 31, SDSU 19	(H)
1998	BYU 13, SDSU 0	(H)
1999	BYU 30, SDSU 7	(A)
2000	BYU 16, SDSU 15	(H)
2001	BYU 59, SDSU 21	(A)
2002	BYU 34, SDSU 10	(H)
2003	BYU 44, SDSU 36	(A)
2004	BYU 49, SDSU 16	(H)
2005	SDSU 31, BYU 10	(A)
2006	BYU 47, SDSU 17	(H)
2007	BYU 48, SDSU 27	(A)
2008	BYU 41, SDSU 12	(H)
2009	BYU 38, SDSU 28	(A)
2010	BYU 24, SDSU 21	(H)
2012	BYU 23, SDSU 6	(N)

Series: 28-7-1

BYU vs. 2019 OPPONENTS

Games played:

247 (121-118-8)

Road:

125 (48-71-6)

Home:

116 (69-45-2)

Neutral:

6 (4-2)



2019 Season Review

A Strong bowl performance and win at No. 6 Wisconsin highlight many improvements achieved by young Cougar team in 2018. BYU football utilized a strong nucleus of freshmen with key upperclassmen in 2018 to not only improve its results but also offer a foreshadow of greater things to come for the program moving forward.

Improving upon an injury-plagued nine-loss season in 2017, the Cougars finished 2018 with a 7-6 record that was highlighted by a big road victory over No. 6 Wisconsin and a record-setting bowl performance to wrap up the season. For the first time since 2015, BYU earned a spot in the top-25 rankings during the season and also improved to 2-0 under Kalani Sitake in postseason play with its 49-18 Famous Idaho Potato Bowl win over Western Michigan.

The NCAA and the Football Writers Association of America both selected the Cougars as the National Team of the Week following BYU's 24-21 upset over Wisconsin on Sept. 15 at Camp Randall Stadium. In a strong overall team effort led by running back Squally Canada and linebacker Sione Takitaki, BYU achieved its first true road victory over a top-10 team since 1984 while ending the Badgers' 41-game win streak in non-conference home games.

The Cougars gained their place in the national rankings during a 3-1 start many hadn't predicted at the season's outset. Facing one of the nation's toughest early schedules, BYU was ranked as high as No. 20 while spending two weeks in the top-25 polls. The performances and leadership provided by key upperclassmen were vital to the team's achievements while the development and ever-growing contributions of BYU's younger players factored increasingly into the success and momentum of the team as the season progressed.

FRESHMAN IMPACT & CHALLENGING SCHEDULE

During the season the Cougars played 28 freshmen, including 18 true freshmen, while 14 different freshmen started at least one game. BYU's freshman class made a combined 75 starts during the season and nearly every position featured freshmen as starters, including quarterback, running back, offensive line, tight end, wide receiver, defensive line, defensive back and kicker.

This influx of young, up-and-coming newcomers teamed with established returning players to navigate a difficult schedule that included 10 opponents that achieved winning records, including six that earned a top-25 ranking during the season. The Cougars played a challenging road schedule that included games at Arizona, No. 6 Wisconsin, No. 11 Washington, Boise State, UMass and No. 17 Utah.

In all, half of BYU's 12 FBS opponents in 2018 earned a national ranking during the season while four teams finished the regular season in the Top 25 and three—Washington (No. 13 AP & Coaches), Utah State (No. 21 Coaches, No. 22 AP) and Boise State (No. 23 AP, No. 24 Coaches)—garnered a spot in the final post-bowl national polls. Overall, BYU's opponents collectively achieved a 96-72 (.571) record while earning nine bowl berths.

SEASON SUMMARY & RESULTS

The Cougars jumpstarted the season with a road win at Arizona while an upset of No. 6 Wisconsin in Madison two weeks later propelled the Cougars to back-to-back weeks in the top-25 rankings. BYU's 2-1 start, including a three-point loss to Cal at home in week two, was followed with a 30-3 victory over McNeese State to give the Cougars a 3-1 record.

BYU suffered back-to-back losses at No. 11 and eventual Pac-12 champion Washington and at home against soon-to-be-ranked Utah State to enter the second half of the season at 3-3.

Showing promise while striving for more consistency, BYU defeated Hawai'i, UMass and New Mexico State while experiencing close, final-possession setbacks to MAC champion Northern Illinois, MW Mountain Division champion Boise State and Pac-12 South Division champion Utah in the second half of the season to split its final six regular season matchups.

From a final play at the 2-yard line for the win at Boise State, to finishing the regular season on the road up 20 before a late rally by then-No. 17 Utah; the young 2018 Cougar team saw its potential for even greater results fade in the disappointment of four close games against good teams that didn't go BYU's way. Those experiences, however, helped the Cougars continue to improve upon their season with an impressive culminating victory at the 2018 Famous Idaho Potato Bowl over Western Michigan.

2018 GAME-BY-GAME (GAME 1)

BYU ARIZONA

28 23



09.1.2018 • TUCSON, AZ • ARIZONA STADIUM • ESPN • ATT: 51,002

SCORING SUMMARY				BYU	AZ
SECOND QUARTER					
BYU	TD	09:58	CANADA, Squally 1 Yd RUSH (SOUTHAM, Skyler GOOD)	7	0
ARIZ	FG	05:39	Havrisik, L. 24 Yd FIELD GOAL	7	3
ARIZ	TD	00:50	Ellison, T. 15 Yd PASS by Tate, K. (Havrisik, L. GOOD)	7	10
THIRD QUARTER					
BYU	TD	08:25	BUSHMAN, Matt 24 Yd PASS by MANGUM, Tanner (SOUTHAM, Skyler GOOD)	14	10
BYU	TD	04:29	CANADA, Squally 1 Yd RUSH (SOUTHAM, Skyler GOOD)	21	10
BYU	TD	01:07	CANADA, Squally 2 Yd RUSH (SOUTHAM, Skyler GOOD)	28	10
FOURTH QUARTER					
ARIZ	TD	13:29	Tate, K. 2 Yd RUSH (Havrisik, L. GOOD)	28	17
ARIZ	TD	03:20	Taylor, J.J. 1 Yd RUSH (Tate, K. FAIL)	28	23

TEAM STAT COMPARISON			
	BYU	AZ	
1st Downs	23	22	
Rushing 1st Downs	11	7	
Passing 1st Downs	12	11	
Penalty	0	4	
Rushing	183	129	
Rushing Attempts	43	35	
Yards Gained Rushing	186	145	
Yards Lost Rushing	3	16	
TDs Rushing	3	2	
Passing	209	197	
Passes Attempted	28	34	
Passes Completed	18	17	
Intercepted	0	0	
TDs Passing	1	1	
Pass Efficiency	138.77	108.38	
Pass Efficiency Differential	30.39	-30.39	
Total Offensive Plays	71	69	
Total Net Yards	392	326	
Average Gain Per Play	5.52	4.72	
Fumbles - Lost	0 - 0	0 - 0	
Penalties - Yards	10 - 94	4 - 26	
Interceptions - Yards	0 - 0	0 - 0	
Punts - Yards	4 - 160	5 - 228	
Average Per Punt	40.00	45.60	
Punt Returns - Yards	3 - 45	0 - 0	
Kickoff Returns - Yards	0 - 0	3 - 71	
Time of Possession	36:33	23:27	
Third Down Conversions	5 of 12	6 of 15	
Third Down Percent	41.67%	40.00%	
Fourth Down Conversions	1 of 2	2 of 2	
Fourth Down Percent	50.00%	100.00%	
Sacks	1 - 12	0 - 0	

CANADA'S THREE TOUCHDOWNS POWER BYU TO 28-23 WIN

TUCSON, Ariz. -- Led by Squally Canada's three touchdowns and an efficient night on offense and defense, the BYU football team powered its way to a 28-23 win over Arizona in the 2018 season opener Saturday night at Arizona Stadium.

Canada had 98 yards on the ground on 24 carries in addition to his three scores. He added two receptions for 29 yards. Quarterback Tanner Mangum completed 18 of 28 passes for 209 yards and one touchdown. Moroni Lauulu-Pututau posted 24 yards on three receptions and Matt Bushman caught a 24-yard score.

BYU outgained the Wildcats 392 to 326. The Cougars held Arizona to 129 yards on the ground after the Wildcats were No. 3 nationally last season with more than 300 per game. BYU also limited Heisman hopeful Khalil Tate to 17 of 34 passing for 197 yards and just eight carries for 14 yards. Tate was No. 7 nationally in 2017 with 129.3 rushing yards per game.

The Cougars put the first points on the board for the 2018 season with a touchdown from Canada. A 30-yard pass from BYU quarterback Mangum to junior Aleva Hifo put the Cougars on the Arizona 27-yard line and propelled BYU into the blue zone. With the ball on the 1-yard line, Canada rushed for his ninth career touchdown and first of the season. Freshman Skylar Southam made good on the PAT putting the Cougars up 7-0 with 9:58 left in the second quarter.

The Wildcats answered back kicking a 24-yard field goal making the score 7-3 followed by a 15-yard passing touchdown from Arizona quarterback Khalil Tate to Tony Ellison just before halftime. The Wildcats went into the break up 10-7.

Michael Shelton rushed from the end and got a hand on the ball to record his first career block on a 43-yard field goal attempt from Arizona keeping the wildcats from scoring on the first drive of the game Corbin Kaufusi notched career sack No. 9.5 during the Wildcats second drive.

Squally Canada recorded a career long reception of 15-yards
Aleva Hifo rushed for career long of nine yards

On the first drive of the second half, the 2017 freshman All-American Matt Bushman recorded his first touchdown of the 2018 season with a 24-yard pass from Mangum. A 22-yard pass to Dylan Collie, set up Bushman to get into the end zone. Collie had the ball tipped away but dove to secure the catch before hitting the ground. The Cougars took the lead again 14-10 with 8:25 left in the third quarter. Canada rushed for two more touchdowns, his first three-touchdown game, before the quarter was over. BYU ended the third quarter ahead 28-10, racking up 21 points in the third.

Arizona answered back with two touchdowns of their own during the fourth quarter cutting the Cougars lead to 28-23 with 3:23 left in the game. The Cougars put together enough first downs to let the clock wind-down and secured its first win of the 2018 season 28-23 over the Wildcats.

BYU Top Passing							
	C-Att-Int	Yds	Y/A	Lng	TD	Sack	Effic
Tanner Mangum	18-28-0	209	7.5	30	1	0	138.77

BYU Top Rushers							
	No	Gain	Loss	Net	Avg	Lng	TD
Squally Canada	24	98	0	98	4.1	9	3
Lopini Katooa	8	40	1	39	4.9	10	0
Aleva Hifo	4	19	0	19	4.8	9	0
Dylan Collie	1	13	0	13	13.0	13	0
Neil Pau'u	2	8	0	8	4.0	8	0

BYU Top Receivers						
	No	Yds	Avg	Lng	TD	
Moroni Lauulu-Pututau	3	24	8.0	10	0	
Neil Pau'u	3	10	3.3	4	0	
Aleva Hifo	2	36	18.0	30		

BYU Defensive Highlights									
	Tot	Solo	Ast	Sacks	TFL/Y	PBU	FF	QBH	
Butch Pau'u	7	7	0	0	0/0	0	0	0	0
Corbin Kaufusi	7	7	0	1	2/16	0	0	0	0
Chris Wilcox	5	5	0	0	0/0	0	0	0	0

2018 GAME-BY-GAME (GAME 2)

CALIFORNIA

BYU

21

18



09.8.2018 • PROVO, UT • LAVELL EDWARDS STADIUM • ESPN2 • ATT: 52,602

SCORING SUMMARY					CAL	BYU
FIRST QUARTER						
CAL	TD	01:46	Laird, Patrick 25 Yd PASS by Garbers, Chase (Thomas, Greg GOOD)		7	0
SECOND QUARTER						
BYU	FG	07:53	SOUTHAM, Skyler 36 Yd FIELD GOAL		7	3
THIRD QUARTER						
CAL	TD	12:10	Noa, Kanawai 52 Yd PASS by Garbers, Chase (Thomas, Greg GOOD)		14	3
BYU	TD	10:07	GHANWOLOKU, D. 36 Yd FUMB (SOUTHAM, Skyler GOOD)		14	10
FOURTH QUARTER						
CAL	TD	13:42	McIlwain, Brand 2 Yd RUSH (Thomas, Greg GOOD)		21	10
BYU	TD	00:51	EL-BAKRI, Bray. 1 Yd PASS by MANGUM, Tanner (SIMON, Micah GOOD)		21	18

TEAM STAT COMPARISON			
	BYU	CAL	
1st Downs	17	22	
Rushing 1st Downs	8	10	
Passing 1st Downs	9	10	
Penalty	0	2	
Rushing	91	184	
Rushing Attempts	33	38	
Yards Gained Rushing	120	189	
Yards Lost Rushing	29	5	
TDs Rushing	0	1	
Passing	196	214	
Passes Attempted	41	35	
Passes Completed	22	23	
Intercepted	2	1	
TDs Passing	1	2	
Pass Efficiency	92.11	130.22	
Pass Efficiency Differential	-38.11	38.11	
Total Offensive Plays	74	73	
Total Net Yards	287	398	
Average Gain Per Play	3.88	5.45	
Fumbles - Lost	1 - 0	2 - 2	
Penalties - Yards	7 - 65	9 - 77	
Interceptions - Yards	1 - 15	2 - 20	
Punts - Yards	6 - 266	6 - 255	
Average Per Punt	44.33	42.50	
Punt Returns - Yards	3 - 4	2 - 1	
Kickoff Returns - Yards	1 - 17	4 - 63	
Time of Possession	29:18	30:42	
Third Down Conversions	6 of 17	8 of 15	
Third Down Percent	35.29%	53.33%	
Fourth Down Conversions	1 of 3	1 of 2	
Fourth Down Percent	33.33%	50.00%	
Sacks	0 - 0	2 - 14	

BYU DROPS HOME OPENER 21-18 TO CAL

PROVO, Utah – Despite forcing three California turnovers, the BYU football team fell 21-18 to Cal in its home opener at Lavell Edwards Stadium Saturday night.

After forcing zero turnovers last week against Arizona, BYU's defense and special teams came up with three takeaways on the night. Senior Butch Pau'u forced a fumble early in the third quarter that was recovered by Dayan Ghanwoloku for a 36-yard touchdown. Then in the fourth quarter, Isaiah Kaufusi caught his first career interception and Ghanwoloku recovered another fumble on a muffed Cal punt return.

On the offensive side, BYU once again showed off its variety of talent with 11 different players catching passes and five of them recording more than 20 yards. The group was led by tight end Moroni Laulu-Pututau with 56 yards on five grabs. Freshman Gunner Romney had two receptions for 29 yards.

BYU's defense allowed a touchdown on Cal's second drive when Chase Garbers found Patrick Laird for a 25-yard pass, giving Cal a 7-0 lead to end the first quarter.

The Cougars put together another solid drive to open the second quarter, going 67 yards in just over six minutes. Freshman Skyler Southam capped off the drive with his first career field goal on a 36-yard attempt.

Cal extended its lead early in the second half with a 52-yard touchdown pass to Kanawai Noa, capping off a 79-yard drive in the opening minutes of the third quarter. The Cougars' offense was unable to respond, going three-and-out on the next drive, but a big defensive play brought BYU back into the game. Butch Pau'u forced a fumble that was recovered and returned by Dayan Ghanwoloku for a 36-yard touchdown, bringing the score to 14-10 five minutes into the third quarter.

A pass interference call on the Cougars brought the Golden Bears to the BYU 38-yard line, but an interception by Isaiah Kaufusi immediately after put BYU back on offense and eliminated the potential Cal scoring threat. The Cougars failed to take advantage of the turnover, however, punting the ball away after three plays.

An 11-play, 85-yard drive by the Golden Bears to end the third quarter and begin the fourth ended in a rushing touchdown by quarterback Brandon McIlwain to go up 21-10.

Ghanwoloku got his second fumble recovery of the night on a muffed Cal punt return early in the fourth quarter, giving BYU great field position on the 16-yard line. An offensive pass interference call, however, sent the Cougars back to the 27-yard line, followed by an interception by Traveon Beck to end a promising opportunity for BYU.

The Cougars were able to string together a series of plays to travel 73 yards and find Brayden El-Bakri in the endzone for a touchdown. Micah Simon then caught a pass on a two-point conversion to bring BYU within three, 21-18, with under a minute to go, but that was all the Cougars would get.

BYU Top Passing							
	C-Att-Int	Yds	Y/A	Lng	TD	Sack	Effic
Tanner Mangum	22-41-2	196	4.8	24	1	2	92.11

BYU Top Rushers							
	No	Gain	Loss	Net	Avg	Lng	TD
Squally Canada	16	56	7	49	3.1	9	0
Aleva Hifo	2	16	0	16	8.0	9	0
Lopini Katoa	2	16	0	16	8.0	13	0
Micah Simon	1	8	0	8	8.0	8	0
Dylan Collie	2	8	1	7	3.5	8	0

BYU Top Receivers						
	No	Yds	Avg	Lng	TD	
Moroni Laulu-Pututau	5	56	11.2	24	0	
Aleva Hifo	3	23	7.7	16	0	
Gunner Romney	2	29	14.5	18	0	

BYU Defensive Highlights									
	Tot	Solo	Ast	Sacks	TFL/Y	PBU	FF	QBH	
Zayne Anderson	12	9	3	0	1/2	0	0	0	0
Dayan Lake	7	5	2	0	0/0	0	0	0	0
Sione Takitaki	5	5	0	0	2/2	1	0	0	1



2018 GAME-BY-GAME (GAME 3)

BYU WISCONSIN

24 21



09.15.2018 • MADISON, WI • CAMP RANDALL STADIUM • ABC • ATT: 80,720

SCORING SUMMARY				BYU	WISC
FIRST QUARTER					
WIS	TD	07:12	Deal, Taiwan 2 Yd RUSH (Gaglianone, R. GOOD)	0	7
BYU	TD	04:02	CANADA, Squally 3 Yd RUSH (SOUTHAM, Skyler GOOD)	7	7
SECOND QUARTER					
BYU	TD	12:17	LAULU-PUTUTAU,M 31 Yd PASS by HIFO, Aleva (SOUTHAM, Skyler GOOD)	14	7
WIS	TD	01:17	Ingold, Alec 2 Yd RUSH (Gaglianone, R. GOOD)	14	14
THIRD QUARTER					
BYU	TD	09:54	CANADA, Squally 2 Yd RUSH (SOUTHAM, Skyler GOOD)	21	14
FOURTH QUARTER					
WIS	TD	12:43	Deal, Taiwan 5 Yd RUSH (Gaglianone, R. GOOD)	21	21
BYU	FG	09:58	SOUTHAM, Skyler 45 Yd FIELD GOAL	24	21

TEAM STAT COMPARISON		
	BYU	WISC
1st Downs	14	20
Rushing 1st Downs	8	10
Passing 1st Downs	5	9
Penalty	1	1
Rushing	191	204
Rushing Attempts	28	43
Yards Gained Rushing	208	217
Yards Lost Rushing	17	13
TDs Rushing	2	3
Passing	120	190
Passes Attempted	23	28
Passes Completed	13	18
Intercepted	0	1
TDs Passing	1	0
Pass Efficiency	114.70	114.14
Pass Efficiency Differential	0.56	-0.56
Total Offensive Plays	51	71
Total Net Yards	311	394
Average Gain Per Play	6.10	5.55
Fumbles - Lost	0 - 0	0 - 0
Penalties - Yards	4 - 36	6 - 33
Interceptions - Yards	1 - 12	0 - 0
Punts - Yards	4 - 193	4 - 172
Average Per Punt	48.25	43.00
Punt Returns - Yards	0 - 0	1 - 1
Kickoff Returns - Yards	0 - 0	4 - 84
Time of Possession	25:40	34:20
Third Down Conversions	3 of 9	4 of 13
Third Down Percent	33.33%	30.77%
Fourth Down Conversions	0 of 0	2 of 3
Fourth Down Percent	0.00%	66.67%
Sacks	2 - 12	1 - 5

BYU UPSETS NO. 6 WISCONSIN ON THE ROAD

MADISON, Wis. – The BYU football team upset No. 6 Wisconsin on the road with a 24-21 win Saturday afternoon at Camp Randall Stadium.

The win over a top-10 team on the road was the first since BYU's 20-14 win over No. 3 Pitt. The Cougars defeated No. 3 Oklahoma 14-13 on a neutral field at Cowboys Stadium in 2009. The victory also snapped Wisconsin's 41-game non-conference home winning streak.

Squally Canada had 118 rushing yards with two touchdowns, including a pair of 40-yard runs at 46 and 44 yards. Senior tight end Moroni Lauulu-Pututau caught three receptions for 33 yards and one touchdown. Senior linebacker Sione Takitaki led the BYU defense with 13 total tackles including eight solo stops and one sack. Senior Zayne Anderson recorded his first career interception as well as 11 total tackles.

Wisconsin running back Jonathan Taylor rushed for a total of 29 yards on the first drive while a 27-yard pass to Jake Ferguson from Wisconsin quarterback Alex Hornibrook set up Taiwan Deal for a touchdown putting the first points of the game on the board with Wisconsin leading 7-0 at the 7:12 mark.

BYU immediately answered back with a touchdown of their own. A 44-yard run from Canada put the Cougars on the Wisconsin 28-yard line. Three plays later Canada pushed over center to give the Cougars its first points of the game, and tie it up at 7-7 with under four minutes to go in the first.

The Cougars took the lead for the first time at the beginning of the second quarter with a double pass trick play. BYU quarterback Tanner Mangum threw from behind the line of scrimmage to Aleva Hifo who threw a 31-yard pass downfield to a wide-open Lauulu-Pututau who trotted in for six.

However, with only 1:17 left on the clock in the second quarter the Badgers tied the game. An 18-yards pass to Danny Davis and short-yardage fourth-down conversion set the Badgers in motion to get in the back of the end zone. A reception from Alec Ingold tied the game at 14-14 going into halftime.

On Wisconsin's first drive of the second half, Zayne Anderson recorded his first interception of the season returning the ball 12-yards to shift the momentum to the Cougar offense with a short field of 27 yards. Hifo recorded an 18-yard reception and Canada punched the ball in for a touchdown as the Cougars took the lead for the second time at 21-14 with 9:48 left on the clock in the third quarter.

To start the fourth quarter Wisconsin answered back with a touchdown as Deal scored his second rushing touchdown of the game and tied the game for the third time. But, it wasn't long before BYU took the lead again with a 45-yard field goal from Southam to put the score at 24-21 with 9:58 left in the fourth quarter. Canada broke loose for a 46-yard gain to setup the kick.

With 41 seconds left on the clock, the Badgers set up for a field goal but the kick went wide left and the Cougars took the victory formation to secure the win over Wisconsin 24-21.

BYU Top Passing							
	C-Att-Int	Yds	Y/A	Lng	TD	Sack	Effic
Tanner Mangum	12-22-0	89	4.0	21	0	1	88.53
Aleva Hifo	1-1-0	31	31.0	21	1	0	690.40
BYU Top Rushers							
	No	Gain	Loss	Net	Avg	Lng	TD
Squally Canada	11	121	3	118	10.7	46	2
Aleva Hifo	5	45	0	45	9.0	19	0
Riley Burt	2	14	0	14	7.0	13	0
Dylan Collie	2	14	0	14	7.0	14	0

BYU Top Receivers						
	No	Yds	Avg	Lng	TD	
Moroni Lauulu-Pututau	3	33	11.0	31	1	
Aleva Hifo	3	32	10.7	18	0	
Dylan Collie	3	15	5.0	8	0	

BYU Defensive Highlights									
	Tot	Solo	Ast	Sacks	TFL/Y	PBU	FF	QBH	
Sione Takitaki	13	8	5	1	2/5	0	0	0	0
Zayne Anderson	11	5	6	0	0/0	1	0	0	0
Chris Wilcox	9	6	3	0	0/0	0	0	0	0

2018 GAME-BY-GAME (GAME 4)

McNEESE
BYU3
30

09.22.2018 • PROVO, UT • LAVELL EDWARDS STADIUM • BYUtv/ESPN3 • ATT: 53,223

SCORING SUMMARY				MCN	BYU
FIRST QUARTER					
MCN	FG	06:38	Raborn, Gunnar 20 Yd FIELD GOAL	3	0
SECOND QUARTER					
BYU	TD	08:42	KATOA, Lopini 4 Yd RUSH (SOUTHAM, Skyler GOOD)	3	7
BYU	TD	06:37	SHUMWAY, Talon 7 Yd PASS by MANGUM, Tanner (SOUTHAM, Skyler GOOD)	3	14
BYU	TD	01:09	KATOA, Lopini 14 Yd RUSH (SOUTHAM, Skyler GOOD)	3	21
BYU	FG	00:00	SOUTHAM, Skyler 30 Yd FIELD GOAL	3	24
THIRD QUARTER					
BYU	FG	08:53	SOUTHAM, Skyler 22 Yd FIELD GOAL	3	27
BYU	FG	01:49	SOUTHAM, Skyler 47 Yd FIELD GOAL	3	30

TEAM STAT COMPARISON			
	BYU	MCN	
1st Downs	18	10	
Rushing 1st Downs	9	4	
Passing 1st Downs	7	4	
Penalty	2	2	
Rushing	161	73	
Rushing Attempts	42	28	
Yards Gained Rushing	185	100	
Yards Lost Rushing	24	27	
TDs Rushing	2	0	
Passing	130	134	
Passes Attempted	27	26	
Passes Completed	16	18	
Intercepted	0	2	
TDs Passing	1	0	
Pass Efficiency	111.93	97.14	
Pass Efficiency Differential	14.79	-14.79	
Total Offensive Plays	69	54	
Total Net Yards	291	207	
Average Gain Per Play	4.22	3.83	
Fumbles - Lost	2 - 1	3 - 2	
Penalties - Yards	5 - 56	10 - 70	
Interceptions - Yards	2 - 39	0 - 0	
Punts - Yards	4 - 172	4 - 184	
Average Per Punt	43.00	46.00	
Punt Returns - Yards	2 - 29	2 - 17	
Kickoff Returns - Yards	0 - 0	2 - 37	
Time of Possession	32:27	27:33	
Third Down Conversions	7 of 16	0 of 10	
Third Down Percent	43.75%	0.00%	
Fourth Down Conversions	0 of 1	1 of 2	
Fourth Down Percent	0.00%	50.00%	

NO. 25 BYU EARNs HOME VICTORY 30-3 OVER
MCNEESE STATE

PROVO, Utah – A 24-point second quarter, led by freshman Lopini Katoa's two touchdowns, gave the No. 25 BYU football team a 30-3 win over McNeese State at LaVell Edwards Stadium.

Katoa led BYU in scoring, notching two touchdowns en route to 24 points in the second quarter. He also led the running game with 64 yards on 10 attempts. BYU's passing game featured nine players getting receptions, with six players going for double-digit receiving yards. On the defensive side, the Cougars forced four turnovers, a new season high, with two fumbles and two interceptions.

Leading 3-0, McNeese quarterback James Tabary threw a 39-yard pass to Cyron Sutton early in the second quarter to bring the Cowboys up to the BYU 26-yard line. Corbin Kaufusi blocked a field goal attempt and it was recovered by Troy Warner and returned for a 22-yard gain. BYU then quickly moved the ball up the field, and Katoa punched in a 4-yard touchdown run to put the Cougars up 7-3 with 8:42 left in the first half.

Tanner Jacobson intercepted a McNeese pass early on the following drive, putting BYU's offense back on the 31-yard line. Canada then broke away for a 16-yard run to bring the Cougars inside the 20. A 7-yard pass gave wide receiver Talon Shumway his first career touchdown, and put BYU up double digits, 14-3, with 6:37 left in the first half.

Corbin Kaufusi was then able to pursue and sack the McNeese quarterback on third down, followed by 21-yard punt return by Shelton. Canada topped his previous game-high run with an 18-yard breakaway, followed by a 14-yard run by Katoa into the end zone for his second touchdown of the game.

A fumble on the Cowboys' first play of the following drive was recovered by the Sawyer Powell, putting BYU back on the 25-yard line. A 30-yard field goal from Skyler Southam gave BYU a 24-3 lead heading into halftime. The Cougars forced two turnovers and converted them into 10 points in the second quarter alone, scoring 24 unanswered points in the period.

The Cougars added a pair of field goals in the second half to make it 30-3.

Freshman quarterback Zach Wilson entered the game early in the fourth quarter for his first BYU appearance. Wilson ran for an 8-yard gain on his first play, but was called back due to a holding call. He went on to complete his first BYU pass to fellow freshman Gunner Romney.

BYU's Austin Kafentzis forced a fumble later in the fourth quarter that was recovered by Alden Tofa, putting the offense back on the 29-yard line. Senior running back Matt Hadley came in and ran for 25 quick yards before the Cougars let time expire on their double-digit win.

BYU Top Passing							
	C-Att-Int	Yds	Y/A	Lng	TD	Sack	Effic
Tanner Mangum	15-25-0	118	4.7	16	1	0	112.85
Zach Wilson	1-2-0	12	6.0	12	0	0	100.40

BYU Top Rushers							
	No	Gain	Loss	Net	Avg	Lng	TD
Lopini Katoa	10	65	1	64	6.4	15	2
Squally Canada	10	60	3	57	5.7	18	0
Matt Hadley	3	25	2	23	7.7	20	0
Riley Burt	8	22	2	20	2.5	8	0
Gunner Romney	1	5	0	5	5.0	5	0

BYU Top Receivers					
	No	Yds	Avg	Lng	TD
Aleva Hifo	4	38	9.5	15	0
Dallin Holker	3	23	7.7	11	0
Moroni Laulu-Pututau	3	7	2.3	6	0

BYU Defensive Highlights									
	Tot	Solo	Ast	Sacks	TFL/Y	PBU	FF	QBH	
Michael Shelton	6	6	0	0	0/0	0	1	0	
Corbin Kaufusi	5	4	1	1	1/9	0	0	0	
Austin Lee	4	4	0	0	1/8	0	0	0	
Sione Takitaki	4	3	1	0	0/0	0	0	0	



2018 GAME-BY-GAME (GAME 5)

BYU WASHINGTON 35



09.29.2018 • SEATTLE, WA • HUSKY STADIUM • FOX • ATT: 70,155

SCORING SUMMARY				BYU	UW
FIRST QUARTER					
WASH	TD	07:19	Ahmed, Salvon 5 Yd RUSH (Henry, Peyton GOOD)	0	7
SECOND QUARTER					
WASH	TD	11:05	Gaskin, Myles 6 Yd RUSH (Henry, Peyton GOOD)	0	14
WASH	TD	00:05	Browning, Jake 9 Yd RUSH (Henry, Peyton GOOD)	0	21
THIRD QUARTER					
WASH	TD	09:31	Sample, Drew 15 Yd PASS by Browning, Jake (Henry, Peyton GOOD)	0	28
WASH	TD	01:24	Ahmed, Salvon 6 Yd RUSH (Henry, Peyton GOOD)	0	35
FOURTH QUARTER					
BYU	TD	00:41	KATOA, Lopini 1 Yd RUSH (SOUTHAM, Skyler GOOD)	7	35

TEAM STAT COMPARISON			BYU	UW
1st Downs			7	26
Rushing 1st Downs			1	10
Passing 1st Downs			6	15
Penalty			0	1
Rushing			4	187
Rushing Attempts			28	37
Yards Gained Rushing			38	206
Yards Lost Rushing			34	19
TDs Rushing			1	4
Passing			160	277
Passes Attempted			21	25
Passes Completed			18	23
Intercepted			0	0
TDs Passing			0	1
Pass Efficiency			149.71	198.27
Pass Efficiency Differential			-48.56	48.56
Total Offensive Plays			49	62
Total Net Yards			164	464
Average Gain Per Play			3.35	7.48
Fumbles - Lost			3 - 1	2 - 1
Penalties - Yards			8 - 50	5 - 40
Interceptions - Yards			0 - 0	0 - 0
Punts - Yards			6 - 233	1 - 40
Average Per Punt			38.83	40.00
Punt Returns - Yards			0 - 0	3 - 16
Kickoff Returns - Yards			1 - 16	0 - 0
Time of Possession			28:53	31:07
Third Down Conversions			5 of 14	9 of 12
Third Down Percent			35.71%	75.00%
Fourth Down Conversions			1 of 1	0 of 0
Fourth Down Percent			100.00%	0.00%
Sacks			1 - 13	2 - 21

NO. 20 BYU FOOTBALL OVERPOWERED BY NO. 11 WASHINGTON

SEATTLE – No. 20 BYU football was overpowered in a 35-7 loss to No. 11 Washington on Saturday night at Husky Stadium.

The Huskies did it on the ground and in the air on both sides of the ball, picking up 187 rushing yards while BYU managed only 34 yards. Led by quarterback Jake Browning, the Huskies had 277 passing yards to the Cougars' 160. Both quarterbacks were efficient with Browning going 23 for 25 while Tanner Mangum went 18 of 21.

Freshman running back Lopini Katoa led BYU in rushing and receiving while scoring the Cougars' only touchdown. He rushed for 27 yards but did most of his damage after the catch with seven receptions for 66 yards. Junior Austin Lee and senior Butch Pau'u led the BYU defense both recording seven total tackles. Khyiris Tonga tallied 1.5 tackles for loss while Corbin Kaufusi recorded his fourth sack of the season.

The Huskies put the first points of the game on the board on its second drive of the day. A five-yard run from Salvon Ahmed put Washington up 7-0 with 7:19 left in the first quarter. Gaskin scored his second rushing touchdown of the game on a 6-yard run in the second quarter. The Huskies went up 14-0 at the 11:05 mark.

Washington capped off the first half with a rushing touchdown from the Huskies quarterback Jake Browning. A fumble from Katoa on the BYU 24 yard-line gave Washington perfect field position with under 30 seconds to go in the second half. Three plays later Browning ran the ball into the end zone putting the Cougars behind by three touchdowns going into halftime.

To open up the second half, Washington scored on its first possession when Browning threw to Drew Sample for a 15-yard touchdown. Eight minutes later, Salvon ran the ball into the end zone for his second touchdown of the game putting the score at 35-0.

Katoa scored BYU's lone touchdown of the game late in the fourth quarter. BYU long snapper Mitch Harris recovered a fumbled punt return giving the Cougars good field position to get into the end zone. Katoa ran the ball 1-yard to put the Cougars on the board with 41 seconds left in the game.

BYU Top Passing							
	C-Att-Int	Yds	Y/A	Lng	TD	Sack	Effic
Tanner Mangum	18-21-0	160	7.6	39	0	2	149.71

BYU Top Rushers							
	No	Gain	Loss	Net	Avg	Lng	TD
Lopini Katoa	8	28	1	27	3.4	6	1
Squally Canada	7	15	2	13	1.9	6	0
Riley Burt	4	10	1	9	2.2	6	0
Aleva Hifo	4	12	3	9	2.2	6	0
Dylan Collie	1	0	5	-5	-5.0	0	0

BYU Top Receivers						
	No	Yds	Avg	Lng	TD	
Lopini Katoa	7	66	9.4	27	0	
Aleva Hifo	3	22	7.3	12	0	
Matt Bushman	2	47	23.5	39	0	

BYU Defensive Highlights								
	Tot	Solo	Ast	Sacks	TFL/Y	PBU	FF	QBH
Austin Lee	7	5	2	0	0/0	0	1	0
Butch Pau'u	7	3	4	0		0	0	0
Sione Takitaki	6	5	1	0	0/0	0	0	0

2018 GAME-BY-GAME (GAME 6)

UTAH STATE 45 BYU 20



10.5.2018 • PROVO, UT • LAVELL EDWARDS STADIUM • ESPN • ATT: 58,087

SCORING SUMMARY					USU	BYU
FIRST QUARTER						
USU	TD	07:35	GALEAI, TIPA 56 Yd INT (EBERLE, D. GOOD)		7	0
USU	TD	01:50	BRIGHT, GEROLD 2 Yd PASS by LOVE, JORDAN (EBERLE, D. GOOD)		14	0
SECOND QUARTER						
USU	TD	12:23	TARVER, R. 6 Yd PASS by LOVE, JORDAN (EBERLE, D. GOOD)		21	0
BYU	TD	04:28	KATOA, Lopini 5 Yd PASS by MANGUM, Tanner (SOUTHAM, Skyler GOOD)		21	7
THIRD QUARTER						
USU	TD	10:35	GREENE, JALEN 6 Yd PASS by LOVE, JORDAN (EBERLE, D. GOOD)		28	7
USU	TD	04:55	TARVER, R. 4 Yd PASS by LOVE, JORDAN (EBERLE, D. GOOD)		35	7
BYU	TD	03:07	COLLIE, Dylan 9 Yd PASS by MANGUM, Tanner (SOUTHAM, Skyler FAIL)		35	13
FOURTH QUARTER						
USU	TD	12:03	LOVE, JORDAN 2 Yd RUSH (EBERLE, D. GOOD)		42	13
USU	FG	06:51	EBERLE, D. 47 Yd FIELD GOAL		45	13
BYU	TD	01:14	ROMNEY, Gunner 18 Yd PASS by WILSON, Zach (MIKKELSEN, A. GOOD)		45	20

TEAM STAT COMPARISON			
	BYU	USU	
1st Downs	23	19	
Rushing 1st Downs	2	10	
Passing 1st Downs	14	8	
Penalty	7	1	
Rushing	39	223	
Rushing Attempts	16	42	
Yards Gained Rushing	59	229	
Yards Lost Rushing	20	6	
TDs Rushing	0	1	
Passing	322	165	
Passes Attempted	49	28	
Passes Completed	30	18	
Intercepted	1	0	
TDs Passing	3	4	
Pass Efficiency	132.55	160.93	
Pass Efficiency Differential	-28.38	28.38	
Total Offensive Plays	65	70	
Total Net Yards	361	388	
Average Gain Per Play	5.55	5.54	
Fumbles - Lost	2 - 2	0 - 0	
Penalties - Yards	6 - 50	12 - 125	
Interceptions - Yards	0 - 0	1 - 56	
Punts - Yards	5 - 204	5 - 214	
Average Per Punt	40.80	42.80	
Punt Returns - Yards	2 - 15	0 - 0	
Kickoff Returns - Yards	4 - 78	3 - 57	
Time of Possession	28:48	31:12	
Third Down Conversions	1 of 9	5 of 12	
Third Down Percent	11.11%	41.67%	
Fourth Down Conversions	0 of 2	1 of 1	
Fourth Down Percent	0.00%	100.00%	
Sacks	0 - 0	1 - 15	

BYU FALLS TO UTAH STATE 45-20 AT HOME

PROVO, Utah -- BYU fell to Utah State 45-20 in the team's lone Friday game at LaVell Edwards Stadium.

Tanner Mangum had a season-high 270 passing yards in the loss, and found the end zone twice for the first time as well. Talon Shumway was the leading recipient of Mangum's throws on the night, going for career-best 110 yards on five catches, including a game-long 46-yard catch in the third quarter. Sione Takitaki and Zayne Anderson led the charge on defense, putting up nine and eight tackles, respectively, including six solo tackles each.

On 4th-and-1 on the second drive, and the Cougars decided to go for it. Mangum was intercepted by USU and it was returned by the Aggies 56 yards for the first touchdown of the game.

The Aggies then put together a 73-yard drive to set up another scoring opportunity, throwing a pass into the endzone on 4th-and-1 to go up, 14-0. The Cougars got the ball back just before the end of the first quarter, closing the period with a 14-yard pass to Matt Bushman.

The Cougars opened the second quarter with a fumble that was recovered by the Aggies, cutting the potential scoring drive short. Utah State's offense took over on BYU's 35-yard line, allowing the Aggies to score once again less than three minutes into the second quarter.

BYU entered the blue zone for the first time with five minutes remaining in the second second quarter, thanks in large part to a series of penalties by Utah State's defense. Mangum threw for 47 yards on the drive, capped off by a five-yard pass to Lopini Katoka to bring the score to 21-7 just before the half. The Cougars gained 75 yards off Utah State penalties in the first half.

The Aggies started the second half with an 81-yard drive to give Utah State quarterback Jordan Love his third touchdown pass of the night, and go up, 28-7. Later in the quarter the Aggies put together another 80-yard drive, putting themselves at a 35-7 lead.

A 46-yard pass from Mangum to Shumway set up Dylan Collie's first touchdown in a BYU uniform. The Cougars missed the extra point to put the score at 35-13 late in the third quarter.

Love was responsible for his fifth score of the night, and first on the ground, to open the final quarter, extending the Aggie lead to 42-13. USU kicked its first field goal of the game midway through the fourth quarter to push the advantage to 45-13.

Wilson entered the game for BYU late in the fourth quarter, marking his second appearance of the season. He opened by throwing a 14-yard pass to Bushman and rushing for 26 yards to the USU 42-yard line. The drive continued with a 20-yard pass to Shumway and ended with an 18-yard touchdown pass to Gunner Romney, the first of his and Wilson's BYU careers. A field goal brought BYU up to 20 points, and the Aggies chose to kneel the final minute of the game.

BYU Top Passing							
	C-Att-Int	Yds	Y/A	Lng	TD	Sack	Effic
Tanner Mangum	27-45-1	270	6.0	46	2	1	120.62
Zach Wilson	3-4-0	52	13.0	20	1	0	266.70

BYU Top Receivers						
	No	Yds	Avg	Lng	TD	
Lopini Katoka	6	21	3.5	10	1	
Talon Shumway	5	110	22.0	46	0	

BYU Top Rushers							
	No	Gain	Loss	Net	Avg	Lng	TD
Zach Wilson	2	26	1	25	12.5	26	0
Lopini Katoka	8	24	0	24	3.0	5	0

BYU Defensive Highlights									
	Tot	Solo	Ast	Sacks	TFL/Y	PBU	FF	QBH	
Sione Takitaki	9	6	3	0	0/0	0	0	1	
Zayne Anderson	8	6	2	0	0/0	0	0	0	



2018 GAME-BY-GAME (GAME 7)

HAWAI'I BYU

23
49



10.13.2018 • PROVO, UT • LAVELL EDWARDS STADIUM • ESPN2 • ATT: 52,354

SCORING SUMMARY				UH	BYU
FIRST QUARTER					
BYU	TD	07:48	KATO'A, Lopini 12 Yd RUSH (SOUTHAM, Skyler GOOD)	0	7
BYU	TD	01:02	WILSON, Zach 23 Yd RUSH (SOUTHAM, Skyler GOOD)	0	14
SECOND QUARTER					
BYU	TD	07:24	HADLEY, Matt 21 Yd RUSH (SOUTHAM, Skyler GOOD)	0	21
UH	FG	04:24	MESKELL, Ryan 33 Yd FIELD GOAL	3	21
BYU	TD	01:35	HOLKER, Dallin 13 Yd PASS by WILSON, Zach (SOUTHAM, Skyler GOOD)	3	28
THIRD QUARTER					
UH	TD	10:25	FURUTA, Dayton 1 Yd RUSH (MESKELL, Ryan GOOD)	10	28
BYU	TD	06:39	BURT, Riley 3 Yd RUSH (SOUTHAM, Skyler GOOD)	10	35
UH	TD	02:57	FURUTA, Dayton 20 Yd PASS by MCDONALD, Cole (MESKELL, Ryan GOOD)	17	35
FOURTH QUARTER					
BYU	TD	10:50	HIFO, Aleva 24 Yd PASS by WILSON, Zach (SOUTHAM, Skyler GOOD)	17	42
UH	TD	07:08	URSUA, John 17 Yd PASS by MCDONALD, Cole (URSUA, John FAIL)	23	42
BYU	TD	03:45	ROMNEY, Gunner 26 Yd PASS by WILSON, Zach (SOUTHAM, Skyler GOOD)	23	49

TEAM STAT COMPARISON		
	BYU	UH
1st Downs	26	18
Rushing 1st Downs	14	4
Passing 1st Downs	11	13
Penalty	1	1
Rushing	280	63
Rushing Attempts	47	28
Yards Gained Rushing	297	90
Yards Lost Rushing	17	27
TDs Rushing	4	1
Passing	194	248
Passes Attempted	24	38
Passes Completed	16	22
Intercepted	1	1
TDs Passing	3	2
Pass Efficiency	167.48	124.82
Pass Efficiency Differential	42.66	-42.66
Total Offensive Plays	71	66
Total Net Yards	474	311
Average Gain Per Play	6.68	4.71
Fumbles - Lost	0 - 0	3 - 1
Penalties - Yards	6 - 55	4 - 25
Interceptions - Yards	1 - 36	1 - 4
Punts - Yards	3 - 114	4 - 177
Average Per Punt	38.00	44.25
Punt Returns - Yards	3 - 23	1 - 1
Kickoff Returns - Yards	3 - 55	5 - 89
Time of Possession	32:10	27:50
Third Down Conversions	5 of 11	2 of 13
Third Down Percent	45.45%	15.38%
Fourth Down Conversions	2 of 2	2 of 4
Fourth Down Percent	100.00%	50.00%
Sacks	4 - 23	3 - 14

BYU WINS HOMECOMING GAME AGAINST HAWAI'I

PROVO, Utah — BYU racked up 474 total offensive yards on its way to scoring a season-high in points in a 49-23 win over Hawai'i during Homecoming at LaVell Edwards Stadium.

The Cougars also set a season high in rushing yards with 280 and had four players score on the ground. Zach Wilson made his first career start at quarterback for BYU, throwing for 194 yards and three touchdowns while also contributing a score with his feet. The defense recorded a season-high four sacks. Austin Lee recorded his first career interception and Dayan Ghanwoloku recovered a fumble off a muffed punt return.

After Hawai'i punted on its opening drive, Wilson and the BYU offense put together an 87-yard opening drive that was capped off by a 12-yard touchdown run by Lopini Katoa.

The BYU defense forced another Hawai'i punt with the help of an 11-yard sack from Khyiris Tonga. The Cougars marched down the field and went up 14-0 after Wilson scored from 23 yards out.

The Cougar defense forced a turnover on downs at their own 46-yard line. Six plays later, Hadley broke a 21-yard run to the outside to score his first career touchdown and bring the score to 21-0.

The Warriors scored their first points of the game off a 33-yard field goal to cut the lead to 21-3. The Hawai'i defense then forced the Cougars to punt on the ensuing drive. However, Austin Lee intercepted McDonald the next play and returned it 36 yards. The BYU offense capitalized on the turnover on its first play of the drive with Dallin Holker catching a 13-yard bullet from Wilson, extending the lead to 28-3 at the half.

Hawai'i held the Cougars to a three-and-out to start the second half. The Warriors converted a 4th-and-2 from the 5-yard line to extend their drive and set up Dayton Furuta's 1-yard score, closing the gap to 28-10.

Dayan Ghanwoloku recovered a muffed punt return at the Hawai'i 35-yard line. Riley Burt rushed the ball five-straight times, scoring a 3-yard touchdown on his fifth touch to put BYU up, 35-10.

McDonald led Hawai'i down the field, completing six of his seven pass attempts for 56 yards. McDonald capped off the 69-yard drive with a 20-yard touchdown pass to Dayton Furuta.

Hadley helped the Cougars advance down the field by running the ball four times in a row for 22 yards. Hifo then caught a short pass before breaking it to the outside for a 24-yard score, giving BYU a 42-17 advantage.

McDonald linked up with John Ursua three times on the drive for a total of 54 yards, including a 17-yard touchdown. The Warriors failed their two-point conversion after Isaiah Kaufusi caught the Hawai'i runner in the backfield making the score 42-23. BYU scored its seventh offensive touchdown of the game when Romney pulled in a 26-yard throw from Wilson to put BYU up 49-23.

BYU Top Passing							
	C-Att-Int	Yds	Y/A	Lng	TD	Sack	Effic
Zach Wilson	16-24-1	194	8.1	26	3	3	167.48

BYU Top Rushers							
	No	Gain	Loss	Net	Avg	Lng	TD
Matt Hadley	9	91	0	91	10.1	39	1
Lopini Katoa	16	85	2	83	5.2	16	1
Riley Burt	9	59	0	59	6.6	16	1

BYU Top Receivers						
	No	Yds	Avg	Lng	TD	
Aleva Hifo	3	45	15.0	24	1	
Talon Shumway	3	32	10.7	16	0	

BYU Defensive Highlights							
	Tot	Solo	Ast	Sacks	TFL/Y	PBU	FF
Corbin Kaufusi	8	7	1	2	2/9	0	0
Isaiah Kaufusi	7	5	2	1	1/3	2	1

2018 GAME-BY-GAME (GAME 8)

N. ILLINOIS
BYU7
6

10.27.2018 • PROVO, UT • LAVELL EDWARDS STADIUM • ESPNU • ATT: 51,084

SCORING SUMMARY				NIU	BYU
FIRST QUARTER					
BYU	FG	03:08	SOUTHAM, Skyler 35 Yd FIELD GOAL	0	3
THIRD QUARTER					
NIU	TD	11:19	CHILDERS, Marcu 1 Yd RUSH (GANTZ, Andrew GOOD)	7	3
BYU	FG	03:31	SOUTHAM, Skyler 22 Yd FIELD GOAL	7	6

TEAM STAT COMPARISON		
	BYU	ECU
1st Downs	22	22
Rushing 1st Downs	7	8
Passing 1st Downs	14	12
Penalty	1	2
Rushing	102	115
Rushing Attempts	31	35
Yards Gained Rushing	124	126
Yards Lost Rushing	22	11
TDs Rushing	0	1
Passing	319	298
Passes Attempted	26	20
Passes Completed	41	30
Intercepted	1	0
TDs Passing	2	2
Pass Efficiency	278.45	308.16
Pass Efficiency Differential	-29.71	29.71
Total Offensive Plays	57	55
Total Net Yards	421	413
Average Gain Per Play	7.39	7.51
Fumbles - Lost	1 - 0	1 - 1
Penalties - Yards	8 - 69	2 - 15
Interceptions - Yards	0 - 0	1 - 25
Punts - Yards	5 - 232	3 - 137
Average Per Punt	46.40	45.67
Punt Returns - Yards	1 - 9	0 - 0
Kickoff Returns - Yards	4 - 93	1 - 21
Time of Possession	33:16	26:44
Third Down Conversions	6 of 15	4 of 12
Third Down Percent	40.00%	33.33%
Fourth Down Conversions	0 of 2	1 of 1
Fourth Down Percent	0.00%	100.00%
Sacks	1 - 5	3 - 20

BYU LOSES DEFENSIVE BATTLE 7-6 TO NIU

PROVO, Utah – BYU held Northern Illinois to just 204 total yards but it wasn't enough as the Cougars fell to the Huskies, 7-6, at LaVell Edwards Stadium Saturday.

BYU possessed the ball for nearly 35 of the 60 total minutes in the game, and put in 301 total yards, but were unable to score a touchdown for the first time since last year's game against Wisconsin. Freshman kicker Skyler Southam converted two of his three field goal attempts as BYU's only scorer on the day.

Quarterback Zach Wilson accounted for 215 of the Cougars' 301 yards. Sophomore tight end Matt Bushman led all receivers with 63 yards, averaging 21 yards per catch on three catches. On the defensive side, Sione Takitaki led the way with 11 total tackles, eight of which were solo, with one sack.

The Cougar defense forced the Huskies to punt on their first drive, putting the ball back in BYU's hands with 9:36 remaining in the quarter. Two penalties on NIU brought BYU across the 50-yard line, but an incompletion to Gunner Romney brought up fourth down for the Cougars. BYU went for it and Wilson completed a pass to Micah Simon for a first down. Skyler Southam then converted a 35-yard field goal attempt to open the scoring and put the Cougars up 3-0 late in the first quarter.

BYU opened the following drive with two passes to Bushman and Holker for 16 and 12 yards, respectively. Wilson was sacked on the following play and the Cougars once again punted after failing to convert on a third-down pass to Gunner Romney. The Huskies had a chance to score on their following drive, but missed a 41-yard field goal attempt that would have tied the game.

NIU marched the ball 65 yards down the field in the opening minutes of the second half to score the first touchdown of the game and go up 7-3 on the Cougars.

Wilson completed his longest pass of the game to Talon Shumway for a 42-yard gain, putting the Cougars on the 17-yard line, the closest they had been to the end-zone all game. Wilson then got the highlight play of the game with a hurdle over a Huskie defender for a first down on the five-yard line. Southam hit his second field goal of the game to pull BYU within one, 7-6, with 3:31 left in the third quarter.

Wilson opened the fourth quarter with back-to-back passes to Micah Simon and Akile Davis, for 14 and 13 yards. Matt Hadley broke away for 13 yards to convert the third down and put the Cougars on the NIU 29-yard line. Southam's longest field goal attempt of the year from 51 yards out went just right of the uprights, keeping the score at 7-6 in favor of the Huskies.

The Cougars began the following drive on their own one-yard line, with Squally Canada running for 14 quick yards to give them some breathing room. A 19-yard pass to Bushman gave the Cougars a first down and brought them up to their own 40-yard line.

A couple of incomplete passes brought up a 4th down on the BYU 46-yard line, which BYU elected to punt on. The BYU defense held NIU to a three-and-out, but Wilson threw his first interception of the game on the first play of the next drive to give the Huskies the ball back. NIU ran the clock out.

BYU Top Passing							
	C-Att-Int	Yds	Y/A	Lng	TD	Sack	Effic
Zach Wilson	18-30-1	208	6.9	42	0	5	111.57

BYU Top Rushers							
	No	Gain	Loss	Net	Avg	Lng	TD
Matt Hadley	9	38	0	38	4.2	13	0
Squally Canada	10	32	0	32	3.2	8	0
Alewa Hifo	2	10	0	10	5.0	7	0
Zach Wilson	11	31	24	7	0.6	11	0
Riley Burt	2	7	0	7	3.5	5	0

BYU Top Receivers						
	No	Yds	Avg	Lng	TD	
Matt Bushman	3	63	21.0	28	0	
Talon Shumway	3	52	17.3	42	0	
Dallin Holker	2	23	11.5	12	0	

BYU Defensive Highlights							
	Tot	Solo	Ast	Sacks	TFL/Y	PBU	FF
Sione Takitaki	11	8	3	1	1/9	0	0
Isaiah Kaufusi	7	6	1	0	2/6	0	0
Dayan Lake	4	4	0	0	2/4	0	0



2018 GAME-BY-GAME (GAME 9)

BYU BOISE ST.

16 21



11.3.2018 • BOISE, ID • ALBERTSONS STADIUM • ESPN2 • ATT: 35,241

SCORING SUMMARY				BYU	BSU
FIRST QUARTER					
BSU	TD	09:27	MATTISON, Alex 1 Yd RUSH (HOGGARTH, Haden GOOD)	0	7
BSU	TD	00:54	RICHARDSON, AJ 7 Yd PASS by RYPIEN, Brett (HOGGARTH, Haden GOOD)	0	14
SECOND QUARTER					
BYU	FG	09:08	SOUTHAM, Skyler 26 Yd FIELD GOAL	3	14
BYU	FG	04:58	SOUTHAM, Skyler 43 Yd FIELD GOAL	6	14
THIRD QUARTER					
BYU	TD	09:46	WILSON, Zach 4 Yd RUSH (SOUTHAM, Skyler GOOD)	13	14
BSU	TD	01:44	MATTISON, Alex 3 Yd RUSH (HOGGARTH, Haden GOOD)	13	21
FOURTH QUARTER					
BYU	FG	06:32	SOUTHAM, Skyler 41 Yd FIELD GOAL	16	21

TEAM STAT COMPARISON			
	BYU	BSU	
1st Downs	21	20	
Rushing 1st Downs	7	10	
Passing 1st Downs	12	10	
Penalty	2	0	
Rushing	96	113	
Rushing Attempts	38	37	
Yards Gained Rushing	170	118	
Yards Lost Rushing	74	5	
TDs Rushing	1	2	
Passing	292	214	
Passes Attempted	29	35	
Passes Completed	19	23	
Intercepted	0	1	
TDs Passing	0	1	
Pass Efficiency	150.10	120.79	
Pass Efficiency Differential	29.31	-29.31	
Total Offensive Plays	67	72	
Total Net Yards	388	327	
Average Gain Per Play	5.79	4.54	
Fumbles - Lost	3 - 3	1 - 1	
Penalties - Yards	8 - 58	7 - 81	
Interceptions - Yards	1 - 31	0 - 0	
Punts - Yards	1 - 2	0 - 3	
Average Per Punt	2.00	0.00	
Punt Returns - Yards	77 - 11	118 - 0	
Kickoff Returns - Yards	2 - 21	3 - 51	
Time of Possession	27:31	32:29	
Third Down Conversions	3 of 12	8 of 14	
Third Down Percent	25.00%	57.14%	
Fourth Down Conversions	2 of 2	1 of 2	
Fourth Down Percent	100.00%	50.00%	
Sacks	2 - 5	7 - 53	

BYU COMES UP SHORT AT BOISE STATE 21-16

BOISE, Idaho – BYU football came up short on final play from two yards out, falling to Boise State 21-16 Saturday night at Albertsons Stadium.

BYU got the ball back with just over two minutes to play from its own 17-yard line. On the first play from scrimmage Zach Wilson dumped a screen pass over the middle to Matt Hadley who took it 59 yards to put the Cougars in business at the Boise State 24-yard line. Two plays later, BYU was five yards from the end zone with 58 seconds remaining. The Cougars had four tries but came up short, with Wilson getting sacked to end the game.

Hadley had 39 yards rushing to go along with his 59-yard catch and run. Wilson scored the only touchdown of the night for the Cougars while going 18 of 27 for 252 yards. He also picked up 36 rushing yards. Skyler Southam kicked three field goals, connecting from 43, 41 and 26 yards in the game. Sione Takitaki led BYU with 11 total tackles including four solo stops. Corbin Kaufusi and Trajan Pili both tallied sacks while Michael Shelton had an interception.

Boise State scored the first points of the game from Alex Mattison on a fourth-down rushing attempt to put the Broncos on the board 7-0 with 9:27 left in the first quarter. On BSU's next drive, AJ Richardson caught a seven-yard pass from quarterback Brett Rypien to put the Broncos up 14-0 to close out of the first quarter.

At the beginning of the second quarter, BYU put its first points on the board as Skyler Southam kicked a 26-yard field goal, making the score 14-3 with 9:08 left on the clock.

On the next Boise State series, Rypien threw an interception to Michael Shelton who returned the ball 31 yards putting Cougars in great field position. A nine-yard reception from Dylan Collie put BYU on the five-yard line but back-to-back sacks pushed the Cougars back 20 yards. Southam connected on a 43-yard field goal to make the score 14-6 going into halftime.

Only two minutes into the third quarter, Rhett Sandlin fell on a fumble giving the momentum back to the BYU offense. A 42-yard reception by Shumway put BYU on the Boise State 10-yard line setting the Cougars up to get into the end zone. Two plays later, Wilson ran it in from four yards out to bring the score within one point at 14-13 at the 11:46 time mark.

Boise State answered back with an eight-minute drive that ended with a touchdown. Mattison rushed for three yards on the score, putting the score at 21-13 with just under two minutes left in the third quarter.

A penalty and another sack forced the Cougars to kick another field goal as Southam connected on a 41-yarder putting the Cougars down by five with 6:32 left in the game.

BYU had one more drive to get into the end zone for the win. Hadley started out the drive with a 59-yard catch from Wilson to bring the Cougars to the Broncos' 24-yard line. With seven second left on the clock, Wilson attempted to run for the end zone but was ultimately sacked on the 3-yard as the clock ran out.

BYU Top Passing							
	C-Att-Int	Yds	Y/A	Lng	TD	Sack	Effic
Zach Wilson	18-27-0	252	9.3	59	0	7	145.07

BYU Top Rushers							
	No	Gain	Loss	Net	Avg	Lng	TD
Matt Hadley	11	39	0	39	3.5	16	0
Zach Wilson	18	90	54	36	2.0	23	1
Dylan Collie	1	18	0	18	18.0	18	0
Squally Canada	5	15	0	15	3.0	7	0

BYU Top Receivers						
	No	Yds	Avg	Lng	TD	
Dylan Collie	4	38	9.5	14	0	
Talon Shumway	3	62	20.7	42	0	
Neil Pau'u	3	19	6.3	9	0	

BYU Defensive Highlights								
	Tot	Solo	Ast	Sacks	TFL/Y	PBU	FF	QBH
Sione Takitaki	11	4	7	0	0/0	0	0	0
Riggs Powell	7	4	3	0	1/2	0	0	0

2018 GAME-BY-GAME (GAME 10)

BYU
UMASS35
16

11.10.2018 • FOXBOROUGH, MA • GILLETTE STADIUM • 11 SPORTS/BYUtv • ATT: 14,082

SCORING SUMMARY					BYU	UMASS
FIRST QUARTER						
UMASS	FG	07:57	GARCIA, Cooper 20 Yd FIELD GOAL		0	3
UMASS	TD	04:12	YOUNG, Marquis 2 Yd RUSH (GARCIA, Cooper GOOD)		0	10
BYU	TD	02:33	SHUMWAY, Talon 4 Yd PASS by WILSON, Zach (SOUTHAM, Skyler GOOD)		7	10
SECOND QUARTER						
BYU	TD	01:50	SHUMWAY, Talon 15 Yd PASS by WILSON, Zach (SOUTHAM, Skyler GOOD)		14	10
THIRD QUARTER						
BYU	TD	08:08	HADLEY, Matt 2 Yd RUSH (SOUTHAM, Skyler GOOD)		21	10
BYU	TD	02:03	HIFO, Aleva 3 Yd RUSH (SOUTHAM, Skyler GOOD)		28	10
FOURTH QUARTER						
BYU	TD	12:47	HIFO, Aleva 10 Yd RUSH (SOUTHAM, Skyler GOOD)		35	10
UMASS	TD	05:16	COMIS, Ross 5 Yd RUSH (YOUNG, Marquis FAIL)		35	16

TEAM STAT COMPARISON			
	BYU	UMASS	
1st Downs	19	15	
Rushing 1st Downs	12	5	
Passing 1st Downs	7	9	
Penalty	0	1	
Rushing	221	102	
Rushing Attempts	40	36	
Yards Gained Rushing	237	125	
Yards Lost Rushing	16	23	
TDs Rushing	3	2	
Passing	167	183	
Passes Attempted	23	33	
Passes Completed	14	23	
Intercepted	0	0	
TDs Passing	2	0	
Pass Efficiency	150.56	116.28	
Pass Efficiency Differential	34.28	-34.28	
Total Offensive Plays	63	69	
Total Net Yards	388	285	
Average Gain Per Play	6.16	4.13	
Fumbles - Lost	1 - 1	2 - 0	
Penalties - Yards	2 - 20	1 - 10	
Interceptions - Yards	0 - 0	0 - 0	
Punts - Yards	6 - 209	8 - 301	
Average Per Punt	34.83	37.63	
Punt Returns - Yards	2 - 2	0 - 0	
Kickoff Returns - Yards	1 - 16	3 - 20	
Time of Possession	27:28	32:32	
Third Down Conversions	6 of 12	5 of 15	
Third Down Percent	50.00%	33.33%	
Fourth Down Conversions	0 of 0	0 of 1	
Fourth Down Percent	0.00%	0.00%	
Sacks	4 - 16	0 - 0	

DEFENSE LEADS BYU TO WIN OVER UMASS 35-16

FOXBOROUGH, Mass. – A dominant defense helped the BYU football team record a road victory against UMass 35-16 Saturday afternoon at Gillette Stadium, home of the New England Patriots.

Despite going down 10-0 early thanks to a turnover on BYU's first offensive play, the Cougars rattled off 35 unanswered points and stymied the Minutemen offense the rest of the game. BYU's defense held UMass to season lows in total yards (285), passing yards (183), yards per play (4.13) and yards per attempt (5.5). The Cougars also tied their own season high with 4.0 sacks.

Stone Takitaki and Isaiah Kaufusi led the BYU defense both recording career highs of 14 total tackles. Quarterback Zach Wilson went 14 of 22 for 167 passing yards and touchdowns, both going to Talon Shumway. Neil Pau'u recorded two receptions for a total of 62 yards and a career long of 40. Aleva Hifo also added his first two rushing touchdowns of his career in the win.

UMass started the scoring out early putting up three points with a field goal on their first drive of the game. BYU came out for their first drive of the game but Hifo fumbled the ball giving the ball back to the Minutemen. Eight plays later, UMass found the end zone taking an early lead with the first touchdown of the day going up 10-0 with 4:12 left in the first quarter.

However, the Cougars would quickly answered back with a touchdown of its own after a 36-yard run from Wilson and a 25-yard reception from Dallin Holker put BYU in the red zone. A four-yard pass to Talon Shumway put BYU on the board making the score 10-7 at the 2:33 mark.

The Cougars took its first lead of the game as Shumway recorded his second touchdown of the day. A rush from Matt Hadley for 26 yards put the Cougars in the red zone and two plays later Wilson threw a 15-yard pass to Shumway making the score 14-10 to go into halftime.

A flea flicker play from Matt Hadley to Zach Wilson resulted in a 40-yard completed pass to a double-covered Neil Pau'u. It put the Cougars in the red zone in the third quarter. Two plays later Matt Hadley ran two yards into the end zone increasing BYU's lead to 21-10 with 8:08 left in the quarter.

Two drives later Pau'u made another big catch for 22 yards from Wilson. The pass set the Cougars up to score its fourth touchdown as Aleva Hifo ran for three yards out, making the score 28-10 with 2:03 to go in the third quarter.

Only minutes into the fourth quarter, Hifo scored his second rushing touchdown of the game, running for 10 yards to push the lead to 35-10 at the 12:47 mark.

The Minutemen answered back with its first touchdown since the first quarter. A 23-yard pass to Andy Isabella put UMass on BYU's 5 yard-line and quarterback Ross Comis would run the football into the end zone on the next play. After a failed two-point conversion the score stood at the final mark of 35-16.

BYU Top Passing							
	C-Att-Int	Yds	Y/A	Lng	TD	Sack	Effic
Zach Wilson	14-22-0	167	7.6	40	2	0	157.40

BYU Top Rushers							
	No	Gain	Loss	Net	Avg	Lng	TD
Matt Hadley	11	73	4	69	6.3	26	1
Zach Wilson	8	56	3	53	6.6	36	0
Riley Burt	3	31	0	31	10.3	20	0
Squally Canada	5	32	1	31	6.2	25	0

BYU Top Receivers						
	No	Yds	Avg	Lng	TD	
Talon Shumway	3	29	9.7	15	2	
Neil Pau'u	2	62	31.0	40	0	

BYU Defensive Highlights									
	Tot	Solo	Ast	Sacks	TFL/Y	PBU	FF	QBH	
Stone Takitaki	14	7	7	0	2/6	0	1	0	0
Isaiah Kaufusi	14	4	10	0	0/0	1	0	0	0
Bracken El-Bakri	5	3	2	1	1.5/4	0	1	0	0



2018 GAME-BY-GAME (GAME 11)

NEW MEXICO ST. 10 BYU 45



11.17.2018 • PROVO, UT • LAVELL EDWARDS STADIUM • ESPN2 • ATT: 47,505

SCORING SUMMARY				NMS	BYU
FIRST QUARTER					
NMSU	TD	09:18	Dan, Drew 17 Yd PASS by Adkins, Josh (Brown, Dylan GOOD)	7	0
BYU	TD	02:20	HADLEY, Matt 1 Yd RUSH (SOUTHAM, Skyler GOOD)	7	7
SECOND QUARTER					
BYU	TD	08:29	HADLEY, Matt 40 Yd RUSH (SOUTHAM, Skyler GOOD)	7	14
BYU	TD	04:47	KATOA, Lopini 15 Yd RUSH (SOUTHAM, Skyler GOOD)	7	21
BYU	TD	01:36	KATOA, Lopini 13 Yd RUSH (SOUTHAM, Skyler GOOD)	7	28
BYU	FG	00:00	SOUTHAM, Skyler 23 Yd FIELD GOAL	7	31
THIRD QUARTER					
BYU	TD	05:37	KATOA, Lopini 14 Yd RUSH (SOUTHAM, Skyler GOOD)	7	38
NMSU	FG	02:22	Brown, Dylan 33 Yd FIELD GOAL	10	38
FOURTH QUARTER					
BYU	TD	13:09	KATOA, Lopini 2 Yd RUSH (SOUTHAM, Skyler GOOD)	10	45

TEAM STAT COMPARISON			
	BYU	NMSU	
1st Downs	25	20	
Rushing 1st Downs	15	7	
Passing 1st Downs	9	12	
Penalty	1	1	
Rushing	317	48	
Rushing Attempts	51	26	
Yards Gained Rushing	347	76	
Yards Lost Rushing	30	28	
TDs Rushing	6	0	
Passing	193	264	
Passes Attempted	30	61	
Passes Completed	13	25	
Intercepted	1	2	
TDs Passing	0	1	
Pass Efficiency	90.71	76.19	
Pass Efficiency Differential	14.52	-14.52	
Total Offensive Plays	81	87	
Total Net Yards	510	312	
Average Gain Per Play	6.30	3.59	
Fumbles - Lost	1 - 1	2 - 1	
Penalties - Yards	2 - 20	5 - 39	
Interceptions - Yards	2 - 4	1 - 0	
Punts - Yards	7 - 276	10 - 377	
Average Per Punt	39.43	37.70	
Punt Returns - Yards	2 - 7	2 - 8	
Kickoff Returns - Yards	3 - 54	4 - 44	
Time of Possession	33:01	26:59	
Third Down Conversions	8 of 17	8 of 23	
Third Down Percent	47.06%	34.78%	
Fourth Down Conversions	0 of 1	0 of 0	
Fourth Down Percent	0.00%	0.00%	
Sacks	5 - 24	2 - 16	

KATOA RUNS PAST NEW MEXICO STATE 45-10 ON SENIOR NIGHT

PROVO, Utah – BYU rushed for 317 yards and six touchdowns to beat New Mexico State 45-10 on senior night Saturday at LaVell Edwards Stadium.

Freshman Lopini Katoa had a career night with 155 yards on 19 carries and a BYU freshman-record four rushing touchdowns. Matt Hadley added to the ground attack with 55 rushing yards and two touchdowns. Riley Burt and Tyler Allgeier contributed 61 and 46 yards, respectively.

Dallin Holker led Cougar receivers with a career-best 76 yards on four catches. Fellow tight end Matt Bushman caught three passes for 57 yards. Quarterback Zach Wilson completed 12 of 26 passes for 172 yards.

Malik Moore and Isaiah Kaufusi reeled in interceptions for the BYU defense. Sione Takitaki recorded two tackles for loss and a sack.

BYU outgained New Mexico State 510 yards to 312.

With the win, BYU became bowl eligible for the 13th time in 14 seasons.

Moore intercepted an Aggie pass to set up BYU's first touchdown, a Hadley carry for one yard. The Cougars tied the game at 7-7 on Hadley's third touchdown of the season. He capped a four-play, 15-yard drive.

Isaiah Kaufusi intercepted a pass on the Cougars' 20-yard line to end New Mexico State's first drive of the second quarter. On the ensuing drive, Hadley ran 40 yards on a toss play for a touchdown to put BYU up 14-7.

With just under five minutes left in the half, Katoa had a 15-yard carry for a touchdown. Three minutes later, Katoa once again rumbled into the end zone, this time from 13 yards out. BYU led 28-7 with all four touchdowns coming on the ground.

After another Aggie turnover on downs, the Cougars drove 37 yards for a 23-yard Skyler Southam field goal as time expired. BYU led 31-7 into the locker room.

Katoa punctuated a 78-yard drive for BYU with a 14-yard touchdown run with 5:37 on the third-quarter clock.

With just over two minutes left in the quarter, New Mexico State made a 33-yard field goal to cut the Aggie deficit to 38-10.

Katoa broke a 50-yard run on BYU's first drive of the quarter. Two plays later, he punched in his fourth rushing touchdown on the game from two yards out, the final score of the game.

BYU Top Passing							
	C-Att-Int	Yds	Y/A	Lng	TD	Sack	Eff.
Zach Wilson	12-26-0	172	6.6	32	0	2	101.72

BYU Top Rushers							
	No	Gain	Loss	Net	Avg	Lng	TD
Lopini Katoa	19	159	4	155	8.2	50	4
Riley Burt	10	61	0	61	6.1	11	0
Matt Hadley	7	55	0	55	7.9	40	2

BYU Top Receivers						
	No	Yds	Avg	Lng	TD	
Dallin Holker	4	76	19.0	23	0	
Matt Bushman	3	57	19.0	32	0	

BYU Defensive Highlights							
	Tot	Solo	Ast	Sacks	TFL/Y	PBU	FF
Dayan Ghanwoloku	6	6	0	0	0/0	0	1
Sione Takitaki	6	6	0	1	2/6	0	1

2018 GAME-BY-GAME (GAME 12)

BYU
UTAH27
35

11.24.2018 • SALT LAKE CITY, UT • RICE-ECCLES STADIUM • FS1 • ATT: 46,017

SCORING SUMMARY					BYU	UTAH
FIRST QUARTER						
BYU	TD	10:55	PAU'U, Neil 10 Yd PASS by WILSON, Zach (SOUTHAM, Skyler FAIL)		6	0
BYU	TD	03:57	BUSHMAN, Matt 26 Yd PASS by WILSON, Zach (SOUTHAM, Skyler GOOD)		13	0
SECOND QUARTER						
BYU	TD	00:25	HADLEY, Matt 1 Yd RUSH (SOUTHAM, Skyler GOOD)		20	0
THIRD QUARTER						
UTAH	TD	11:33	Blackmon, J. 27 Yd INT (Gay, Matt GOOD)		20	7
BYU	TD	05:28	HADLEY, Matt 1 Yd RUSH (SOUTHAM, Skyler GOOD)		27	7
UTAH	TD	00:40	Nacua, Samson 10 Yd PASS by Shelley, Jason (Gay, Matt GOOD)		27	14
FOURTH QUARTER						
UTAH	TD	10:53	Shyne, Armand 2 Yd RUSH (Gay, Matt GOOD)		27	21
UTAH	TD	03:02	Shyne, Armand 5 Yd RUSH (Gay, Matt GOOD)		27	28
UTAH	TD	01:43	Shelley, Jason 33 Yd RUSH (Gay, Matt GOOD)		27	35

TEAM STAT COMPARISON			
	BYU	UTAH	
1st Downs	17	18	
Rushing 1st Downs	9	11	
Passing 1st Downs	8	6	
Penalty	0	1	
Rushing	153	155	
Rushing Attempts	47	37	
Yards Gained Rushing	181	174	
Yards Lost Rushing	28	19	
TDs Rushing	2	3	
Passing	204	141	
Passes Attempted	29	28	
Passes Completed	20	19	
Intercepted	1	0	
TDs Passing	2	1	
Pass Efficiency	143.92	121.94	
Pass Efficiency Differential	21.98	-21.98	
Total Offensive Plays	76	65	
Total Net Yards	357	296	
Average Gain Per Play	4.70	4.55	
Fumbles - Lost	0 - 0	1 - 1	
Penalties - Yards	3 - 22	1 - 10	
Interceptions - Yards	0 - 0	1 - 27	
Punts - Yards	7 - 242	6 - 249	
Average Per Punt	34.57	41.50	
Punt Returns - Yards	0 - 0	3 - 13	
Kickoff Returns - Yards	1 - 26	1 - 22	
Time of Possession	34:18	25:42	
Third Down Conversions	7 of 18	4 of 13	
Third Down Percent	38.89%	30.77%	
Fourth Down Conversions	1 of 3	2 of 2	
Fourth Down Percent	33.33%	100.00%	
Sacks	1 - 10	3 - 17	

BYU FOOTBALL LOSES TO UTAH, 35-27

SALT LAKE CITY – After taking a 20-point lead in the first half, BYU football lost to Utah 35-27 on Saturday night at Rice-Eccles Stadium in the Deseret First Duel.

Zach Wilson finished as BYU's leading rusher with 73 yards on 14 carries. Wilson also went 20 for 29 in the air for 204 yards and two touchdowns. Tight end Matt Bushman had six receptions for 92 yards and a touchdown while running back Matt Hadley finished the game with 21 rushing attempts totaling 64 yards. Linebacker Sione Takitaki led BYU's defense with 11 total tackles, including seven solo stops.

BYU held off the Utes for three quarters, taking a 27-7 lead on a one-yard touchdown run by Hadley on fourth-and-goal. But the Utes scored touchdowns on their next three possessions, taking their first lead with just over three minutes to go in the game. A 37-yard pass to Siaoisi Mariner brought Utah to BYU's five-yard line before Armand Shyne ran the ball five yards for a touchdown.

On the Cougars' ensuing drive, BYU was stopped on a fourth-and-one play. On the first play of Utah's next drive, quarterback Jason Shelley ran the ball 33 yards to the end zone, giving Utah the advantage at 35-27 with 1:43 left. BYU got the ball back but again turned the ball over on downs and the Utes ran the clock out for the victory.

BYU started the game going three-and-out, but a 32-yard punt from Rhett Almond bounced off a Utah player to BYU's Dayan Ghanwoloku who fell on the ball on the Utah 33-yard line. With 10-yard and 12-yard rushes from Hadley, BYU was in the red zone. Wilson found Neil Pau'u in the back of the end zone to give the Cougars the lead in the first half 6-0 after Skyler Southam missed the PAT.

BYU increased its lead again with just under four minutes to go in the first quarter when Wilson threw the ball 26 yards downfield to Bushman, putting the Cougars up 13-0.

BYU ended the first half of the game putting one more touchdown on the board. A 14-play, six-minute drive ended as Hadley ran one yard into the end zone. The play was set up after Wilson threw a 24-yard pass to Dallin Holker who fell on the one-yard line. After three attempts to get into the end zone, Hadley punched the ball in, putting the score at 20-0 going into halftime.

Utah opened up the second half by putting their first points on the board, returning an interception 27 yards to the end zone.

However, BYU tacked on another touchdown to increase its lead. A one-handed, 23-yard catch from Bushman put the Cougars in the red zone. On a fourth and one at Utah's one-yard line, BYU sent out a makeshift field goal unit. With Austin Kafentzis under center, a pitch to Hadley resulted in a one-yard touchdown run to put the score at 27-7 with 5:28 left in the frame.

Utah quickly answered back with a touchdown of their own. A 10-yard pass from Shelley to Samson Nacua brought the score to 27-14 to close out the third quarter. Two touchdowns from the Utes sealed the game for Utah as Shyne scored a one-yard touchdown followed by Shelley's 37-yard rush. Utah took a knee to run out the clock as the Utes took the win, 35-27.

BYU Top Passing							
	C-Att-Int	Yds	Y/A	Lng	TD	Sack	Effic
Zach Wilson	20-29-1	204	7.0	26	2	3	143.92

BYU Top Rushers							
	No	Gain	Loss	Net	Avg	Lng	TD
Zach Wilson	14	91	18	73	5.2	31	0
Matt Hadley	21	69	5	64	3.0	12	2
Riley Burt	8	15	3	12	1.5	6	0

BYU Top Receivers						
	No	Yds	Avg	Lng	TD	
Matt Bushman	6	92	15.3	26	1	
Neil Pau'u	4	28	7.0	10	1	

BYU Defensive Highlights									
	Tot	Solo	Ast	Sacks	TFL/Y	PBU	FF	QBH	
Sione Takitaki	11	7	4	0	0/0	0	0	0	
Corbin Kaufusi	7	6	1	0	0/0	0	0	0	



2018 GAME-BY-GAME (FAMOUS IDAHO POTATO BOWL)

W. MICHIGAN 18 BYU 49



12.21.2018 • BOISE, ID • ALBERTSONS STADIUM • ESPN • ATT: 18,711

SCORING SUMMARY				WMU	BYU
FIRST QUARTER					
BYU	TD	02:20	COLLIE, Dylan 26 Yd PASS by WILSON, Zach (SOUTHAM, Skyler GOOD)	0	7
SECOND QUARTER					
WMU	TD	03:07	BOGAN, JAMAURI 33 Yd RUSH (PEDDIE, GAVIN GOOD)	7	7
WMU	FG	00:24	PEDDIE, GAVIN 37 Yd FIELD GOAL	10	7
THIRD QUARTER					
BYU	TD	13:14	COLLIE, Dylan 8 Yd PASS by WILSON, Zach (SOUTHAM, Skyler GOOD)	10	14
BYU	TD	07:29	BURT, Riley 37 Yd RUSH (SOUTHAM, Skyler GOOD)	10	21
BYU	TD	05:04	HIFO, Aleva 70 Yd PASS by WILSON, Zach (SOUTHAM, Skyler GOOD)	10	28
BYU	TD	02:47	GHANWOLOKU, D. 1 Yd RUSH (SOUTHAM, Skyler GOOD)	10	35
FOURTH QUARTER					
BYU	TD	11:38	MILNE, Dax 5 Yd PASS by WILSON, Zach (SOUTHAM, Skyler GOOD)	10	42
WMU	TD	07:37	ELEBY, KALEB 1 Yd RUSH (REED, JAYDEN GOOD)	18	42
BYU	TD	04:07	EL-BAKRI, Bray. 1 Yd RUSH (SOUTHAM, Skyler GOOD)	18	49

TEAM STAT COMPARISON			
	BYU	WMU	
1st Downs	22	16	
Rushing 1st Downs	7	6	
Passing 1st Downs	12	8	
Penalty	3	2	
Rushing	132	138	
Rushing Attempts	33	39	
Yards Gained Rushing	187	157	
Yards Lost Rushing	55	19	
TDs Rushing	3	2	
Passing	358	175	
Passes Attempted	19	37	
Passes Completed	19	20	
Intercepted	0	1	
TDs Passing	4	0	
Pass Efficiency	327.75	88.38	
Pass Efficiency Differential	239.37	-239.37	
Total Offensive Plays	52	76	
Total Net Yards	490	313	
Average Gain Per Play	9.42	4.12	
Fumbles - Lost	2 - 1	1 - 0	
Penalties - Yards	6 - 55	5 - 37	
Interceptions - Yards	1 - 26	0 - 0	
Punts - Yards	2 - 87	6 - 192	
Average Per Punt	43.50	32.00	
Punt Returns - Yards	2 - 21	0 - 0	
Kickoff Returns - Yards	2 - 45	5 - 88	
Time of Possession	24:39	35:21	
Third Down Conversions	3 of 6	8 of 21	
Third Down Percent	50.00%	38.10%	
Fourth Down Conversions	0 of 1	2 of 4	
Fourth Down Percent	0.00%	50.00%	
Sacks	3 - 14	3 - 26	

WILSON PERFECT AS BYU TOPS WESTERN MICHIGAN 49-18

BOISE, Idaho – Freshman quarterback Zach Wilson was a perfect 18 of 18 for 317 yards and four touchdowns and led BYU to a 49-18 win over Western Michigan Friday afternoon in the 2018 Famous Idaho Potato Bowl.

Wilson set the BYU single-game record with his 18 consecutive completions and earned MVP honors. Senior linebacker Sione Takitaki led the defensive effort with his own career-best 19 total tackles.

Senior Dylan Collie led all receivers with 124 yards and two touchdowns on six receptions. Riley Burt totaled the most yards on the ground with a career-best 110 and one touchdown.

BYU exploded for 42 second-half points, the most in any half this year. The Cougar defense held WMU scoreless in the third quarter while the offense posted 28 points in the third after coming out of halftime down 10-7. BYU scored 35 unanswered points en route to the victory. The Cougars posted 490 yards of total offense and held Western Michigan to just 313 for the game. The Broncos entered the game No. 30 in total offense at 447.2 yards per game.

BYU found the end zone first as Wilson threw a 26-yard pass to Collie for the first touchdown of the game.

After the Bronco's called a timeout, Jamauri Bogan weaved through BYU players capping off his run with a touchdown making the score 7-7. With only 24 seconds left in the second quarter, Western Michigan tacked on a field goal taking its first lead of the game at 10-7 going into halftime.

The Cougars came out at halftime quickly taking the momentum, scoring unanswered touchdowns on all four of their drives in the quarter. BYU got in the end zone to open up the half on only three plays. A 48-yard pass to Neil Pau'u gave the Cougars momentum, as Wilson again found Collie as he grabbed his second touchdown pass of the game, an 8-yard reception to make the score 14-10 with 13:14 left on the clock.

On the next BYU drive, Burt got into the end zone on a 37-yard sprint to the end zone. Burt split two Bronco defenders running down the field to get into the end zone and make the score 21-10.

It only took one play to score another touchdown as Aleva Hifo caught a 70-yard bomb down the sideline with one hand to put the Cougars ahead 28-10. After the touchdown, Austin Lee intercepted the ball and returned it 26 yards to the Bronco 32-yard line. On a trick play with Austin Kafentzis under center, the ball was pitched to Dayan Ghanwolkou lined up at tailback who went over center for a one-yard touchdown, putting the score at 35-10 with 2:47 left in the third quarter.

Collie caught a 31-yard strike from Wilson to set up the Cougars on the 7-yard line. Two plays later, Wilson found Dax Milne in the end zone on a 5-yard pass to increase BYU's led to 42-10.

Western Michigan scored their second touchdown of the game after giving up 35-unanswered points to the Cougars as Bronco quarterback Kaleb Eleby pushed over center putting six points on the board. After a successful two-point conversion, the score stood at 42-18 with 7:37 left on the clock. The Cougars tacked on another touchdown as senior quarterback Tanner Mangum found Collie for a 41-yard pass before Brayden El-Bakri ran the ball in for one yard, finishing the game with a 49-18 win.

BYU Top Passing

	C-Att-Int	Yds	Y/A	Lng	TD	Sack	Effic
Zach Wilson	18-18-0	317	17.6	70	4	3	321.27

BYU Top Rushers

	No	Gain	Loss	Net	Avg	Lng	TD
Riley Burt	13	113	3	110	8.5	37	1
Zach Wilson	10	51	28	23	2.3	11	0
Bracken El-Bakri	4	6	0	6	1.5	2	1

BYU Top Receivers

	No	Yds	Avg	Lng	TD
Dylan Collie	6	124	20.7	41	2
Matt Bushman	4	52	13.0	19	0

BYU Defensive Highlights

	Tot	Solo	Ast	Sacks	TFL/Y	PBU	FF	QBH
Sione Takitaki	19	9	10	1	1/3	0	0	0
Tanner Jacobson	7	2	5	0	0/0	0	0	0

PHIL STEELE ALL-INDEPENDENT TEAMS

FIRST TEAM**OFFENSE**

QB	Ian Book	Notre Dame
RB	Dexter Williams	Notre Dame
RB	Frankie Hickson	Liberty
RB	Darnell Woolfolk	Army
WR	Andy Isabella	UMass
WR	Antonio Gandy-Golden	Liberty
TE	Matt Bushman	BYU
OL	Bryce Holland	Army
OL	Sam Mustipher	Notre Dame
OL	Austin Hoyt	BYU
OL	Julio Lozano	Liberty
OL	Sage Duxtater	New Mexico State

DEFENSE

DL	Corbin Kaufusi	BYU
DL	Jerry Tillery	Notre Dame
DL	Roy Lopez	New Mexico State
DL	Kenneth Brinson	Army
LB	Bryton Barr	UMass
LB	Cole Christiansen	Army
LB	Sione Takitaki	BYU
LB	Te'Von Coney	Notre Dame
DB	Julian Love	Notre Dame
DB	Mike Reynolds	Army
DB	Jalen Elliott	Notre Dame
DB	Elijah Riley	Army

SPECIAL TEAMS

K	Justin Yoon	Notre Dame
P	Tyler Newsome	Notre Dame
KR	Jason Huntley	New Mexico State
PR	Chris Finke	Notre Dame
LS	John Shannon	Notre Dame

OTHER HONORS**JAMES EMPEY**

Freshman All-America (FWAA)

ZACH WILSON

MVP Famous Idaho Potato Bowl
Touchdown Club of Columbus 2019 Players to Watch List

ADAM PULSIPHER

William V. Campbell Semifinalist, Potato Bowl Humanitarian Award

SIONE TAKITAKI

All-Bowl Team (Sports Illustrated and USA Today)
National Defensive Player of the Week - Week 3 (College Sports Madness)
Independent Defensive Player of the Week - Week 3, Week 11 (College Sports Madness)
Senior Bowl, East-West Shrine Game, NFLPA Bowl Invites
NFL Combine Invite
Drafted 3rd round, Cleveland Browns

SQUALLY CANADA

Independent Offensive Player of the Week - Week 1, Week 3 (College Sports Madness)

AUSTIN HOYT

East-West Shrine Game Invite

TANNER MANGUM

Spiral Tropical Bowl Invite
FBS All-American Game Invite

TEAM HONORS

National Team of the Week - Week 3 (FWAA and NCAA)
Top 25 Ranking Weeks 4 and 5 (No. 20, 25)

SECOND TEAM**OFFENSE**

QB	Kelvin Hopkins	Army
RB	Marquis Young	UMass
RB	Christian Gibson	New Mexico State
RB	Tony Jones	Notre Dame
WR	Miles Boykin	Notre Dame
WR	Chase Claypool	Notre Dame
TE	Alize' Mack	Notre Dame
OL	Jaxson Deaton	Army
OL	Dontae Cluff	Liberty
OL	Liam Eichenberg	Notre Dame
OL	Austin Schuffert	Army
OL	Ray Thomas-Ishman	UMass

DEFENSE

DL	Julian Okwara	Notre Dame
DL	Jessie Lemonier	Liberty
DL	Joe Previte	UMass
DL	Cedric Wilcots	New Mexico
LB	Drue Tranquill	Notre Dame
LB	Isaiah Kaufusi	BYU
LB	James Nachtigal	Army
LB	Javahn Fergusson	New Mexico State
DB	Jeremy Peters	Liberty
DB	Tony Pride	Notre Dame
DB	Lee Moses	UMass
DB	Ron LaForce	New Mexico State

SPECIAL TEAMS

K	John Abercrombie	Army
P	Rhett Almond	BYU
KR	Marquis Young	UMass
PR	Mike Reynolds	Army
LS	Mitch Harris	BYU

**NFF HAMPSHIRE
HONOR SOCIETY**

The 2018 NFF Hampshire Honor Society is comprised of football players from all divisions of play who each maintained a cumulative 3.2 GPA or better throughout their college career.

P	Rhett Almond
RB	Brayden El-Bakri
DB	Gavin Fowler
RB	Matt Hadley
OL	Austin Hoyt
LB	Riggs Powell
LB	Adam Pulsipher

2018 STATISTICAL COMPARISONS

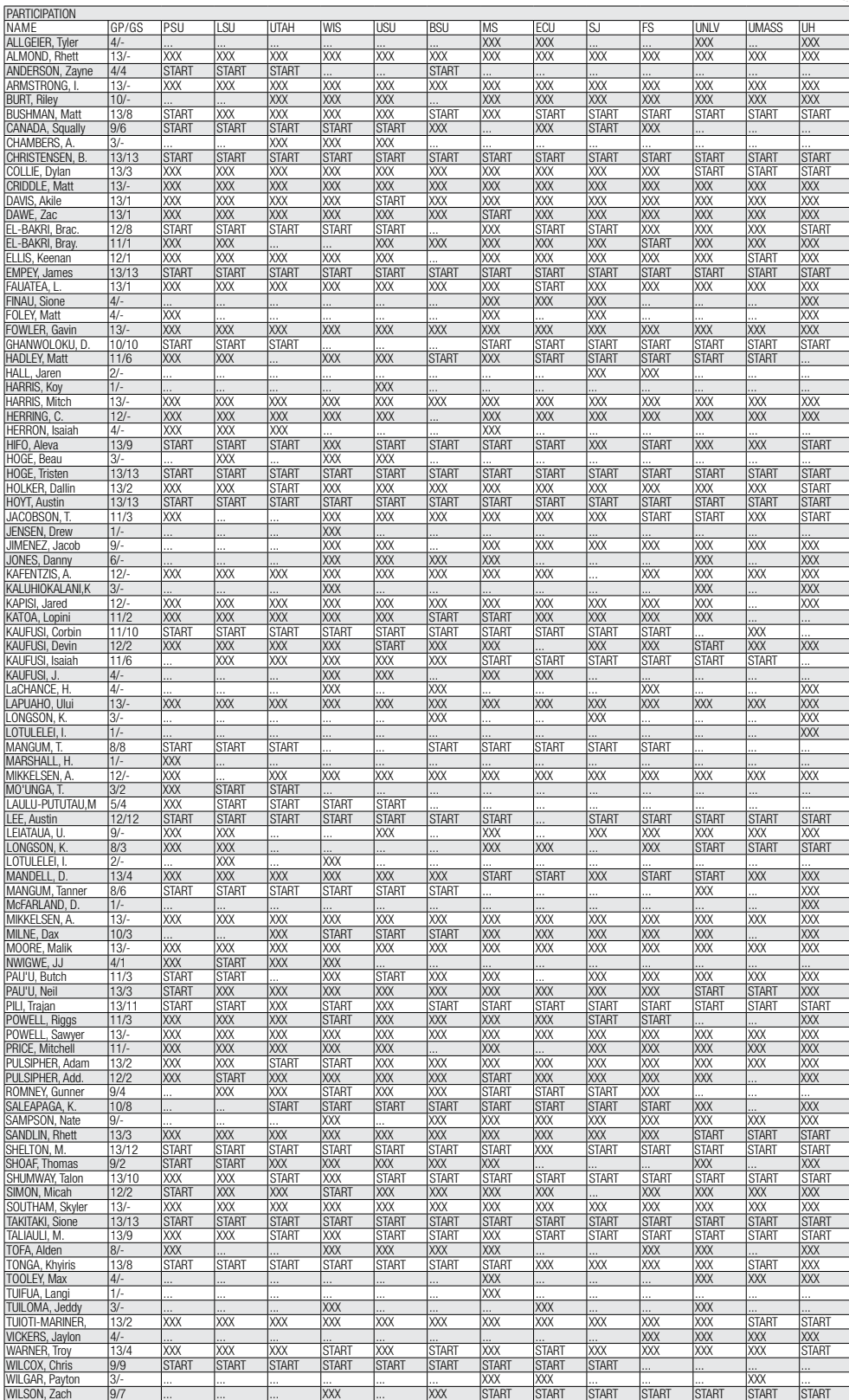
CATEGORY	BYU	INDY	NCAA
Scoring Off.	27.2	4	78
Scoring Def.	21.4	3	24
Passing Off.	211.8	4	85
Passing Def.	194.0	2	29
Rushing Off.	153.2	3	89
Rushing Def.	130.1	2	27
Total Off.	364.9	5	121
Total Def.	324.1	2	18
Turnover Margin	0.08	3	63
Net Punting	38.84	1	37
Punt Returns	6.58	5	89
Kickoff Returns	19.16	4	92
Blocked kicks	3	1	19
Blue Zone Offense	84.6	4	60
Team sacks	2.08	3	70
Team tackles for loss	4.4	5	121

SCORING

SCORE BY QUARTERS	1st	2nd	3rd	4th	Total
BYU	58	106	120	70	354
Opponents	69	51	80	78	278

**TEAM STATISTICS**

	BYU	OPP
SCORING	354	278
Points Per Game	27.2	21.4
Points Off Turnovers	85	52
FIRST DOWNS	249	237
Rushing	108	98
Passing	121	120
Penalty	20	19
RUSHING YARDAGE	1991	1691
Yards gained rushing	2364	1927
Yards lost rushing	373	236
Rushing Attempts	483	461
Average Per Rush	4.1	3.7
Average Per Game	153.2	130.1
TDs Rushing	27	22
PASSING YARDAGE	2753	2522
Comp-Att-Int	236-373-7	260-430-9
Average Per Pass	7.4	5.9
Average Per Catch	11.7	9.7
Average Per Game	211.8	194.0
TDs Passing	18	13
TOTAL OFFENSE	4744	4213
Total Plays	856	891
Average Per Play	5.5	4.7
Average Per Game	364.9	324.1
KICK RETURNS: #-Yards	19-364	37-640
PUNT RETURNS: #-Yards	24-158	15-60
INT RETURNS: #-Yards	9-163	7-111
KICK RETURN AVERAGE	19.2	17.3
PUNT RETURN AVERAGE	6.6	4.0
INT RETURN AVERAGE	18.1	15.9
FUMBLES-LOST	16-10	17-9
PENALTIES-Yards	74-633	79-641
Average Per Game	48.7	49.3
PUNTS-Yards	63-2527	71-2928
Average Per Punt	40.1	41.2
Net punt average	38.8	38.2
KICKOFFS-Yards	67-4027	57-3556
Average Per Kick	60.1	62.4
Net kick average	42.7	42.0
TIME OF POSSESSION/	30:26	29:34
3RD-DOWN Conversions	62/168	71/190
3rd-Down Pct	37%	37%
4TH-DOWN Conversions	9/20	14/24
4th-Down Pct	45%	58%
SACKS BY-Yards	27-160	29-204
MISC YARDS	41	0
TOUCHDOWNS SCORED	46	37
FIELD GOALS-ATTEMPTS	11-16	7-19
ON-SIDE KICKS	0-1	0-0
RED-ZONE SCORES	(44-52) 85%	(37-44) 84%
RED-ZONE TOUCHDOWNS	(36-52) 69%	(31-44) 70%
PAT-ATTEMPTS	(43-45) 96%	(33-33) 100%
ATTENDANCE	314855	297217
Games/Avg Per Game	6/52476	6/49536
Neutral Site Games		1/18711



RUSHING									
	GP	Att	Gain	Loss	Net	Avg	TD	Long	Avg/G
KATOA, Lopini	11	76	433	10	423	5.6	8	50	38.5
CANADA, Squally	9	91	432	20	412	4.5	5	46	45.8
HADLEY, Matt	11	72	394	11	383	5.3	6	40	34.8
BURT, Riley	10	59	332	9	323	5.5	2	37	32.3
WILSON, Zach	9	75	379	158	221	2.9	2	36	24.6
HIFO, Aleva	13	30	138	9	129	4.3	2	19	9.9
COLLIE, Dylan	13	10	65	6	59	5.9	0	18	4.5
ALLGEIER, Tyler	4	9	74	25	49	5.4	0	44	12.2
MILNE, Dax	10	9	32	9	23	2.6	0	9	2.3
ROMNEY, Gunner	9	3	19	1	18	6.0	0	14	2.0
PAU'U, Neil	13	4	13	0	13	3.2	0	8	1.0
SIMON, Micah	12	6	21	14	7	1.2	0	8	0.6
HOGUE, Beau	3	4	6	0	6	1.5	0	4	2.0
EL-BAKRI, Brayden	11	4	6	0	6	1.5	1	2	0.5
HALL, Jaren	2	4	6	2	4	1.0	0	2	2.0
GHANWOLOKU, Dayan	10	1	1	0	1	1.0	1	1	0.1
CHRISTENSEN, Brady	13	1	0	1	-1	-1.0	0	0	-0.1
Team	10	12	0	41	-41	-3.4	0	0	-4.1
MANGUM, Tanner	8	13	13	57	-44	-3.4	0	3	-5.5
Total.....	13	483	2364	373	1991	4.1	27	50	153.2
Opponents.....	13	461	1927	236	1691	3.7	22	36	130.1

PASSING								
	G	Effic	Cmp-Att-Int	Pct	Yds	TD	Lng	Avg/G
MANGUM, Tanner	8	115.72	114-186-4	61.3	1104	5	46	138.0
WILSON, Zach	9	157.23	120-182-3	65.9	1578	12	70	175.3
Team	10	0.00	0-2-0	0.0	0	0	0	0.0
PAU'U, Neil	13	436.00	1-1-0	100.0	40	0	37	3.1
HADLEY, Matt	11	0.00	0-1-0	0.0	0	0	0	0.0
HIFO, Aleva	13	690.40	1-1-0	100.0	31	1	31	2.4
Total.....	13	137.44	236-373-7	63.3	2753	18	70	211.8
Opponents.....	13	115.52	260-430-9	60.5	2522	13	54	194.0

RECEIVING							
	G	No.	Yds	Avg	TD	Long	Avg/G
BUSHMAN, Matt	13	29	511	17.6	2	39	39.3
HIFO, Aleva	13	28	358	12.8	2	70	27.5
COLLIE, Dylan	13	24	277	11.5	3	41	21.3
SHUMWAY, Talon	13	22	337	15.3	3	46	25.9
KATOA, Lopini	11	20	114	5.7	1	27	10.4
HOLKER, Dallin	13	19	235	12.4	1	25	18.1
PAU'U, Neil	13	18	216	12.0	1	48	16.6
LAULU-PUTUTAU, Moroni	5	14	120	8.6	1	31	24.0
ROMNEY, Gunner	9	13	162	12.5	2	26	18.0
SIMON, Micah	12	12	107	8.9	0	20	8.9
MILNE, Dax	10	10	69	6.9	1	9	6.9
HADLEY, Matt	11	8	102	12.8	0	59	9.3
EL-BAKRI, Brayden	11	8	55	6.9	1	16	5.0
DAVIS, Akile	13	4	47	11.8	0	16	3.6
CANADA, Squally	9	4	40	10.0	0	15	4.4
BURT, Riley	10	1	4	4.0	0	4	0.4
MANGUM, Tanner	8	1	2	2.0	0	2	0.2
ALLGEIER, Tyler	4	1	-3	-3.0	0	0	-0.8
Total.....	13	236	2753	11.7	18	70	211.8
Opponents.....	13	260	2522	9.7	13	54	194.0

ALL-PURPOSE YARDS								
	G	Rush	Rec	PR	KOR	IR	Tot	Avg/G
HIFO, Aleva	13	129	358	10	135	0	632	48.6
HADLEY, Matt	11	383	102	0	70	0	555	50.5
KATO, Lopini	11	423	114	0	0	0	537	48.8
BUSHMAN, Matt	13	0	511	0	0	0	511	39.3
CANADA, Squally	9	412	40	0	0	0	452	50.2
COLLIE, Dylan	13	59	277	7	0	0	343	26.4
BURT, Riley	10	323	4	0	13	0	340	34.0
SHUMWAY, Talon	13	0	337	0	0	0	337	25.9
HOLKER, Dallin	13	0	235	0	0	0	235	18.1
PAU'U, Neil	13	13	216	0	0	0	229	17.6
WILSON, Zach	9	221	0	0	0	0	221	24.6
ROMNEY, Gunner	9	18	162	0	0	0	180	20.0
SHELTON, Michael	13	0	0	141	0	31	172	13.2
LAULU-PUTUTAU, Mo-	5	0	120	0	0	0	120	24.0
SIMON, Micah	12	7	107	0	0	0	114	9.5
ALLGEIER, Tyler	4	49	-3	0	57	0	103	25.8
JACOBSON, Tanner	11	0	0	0	81	19	100	9.1
MILNE, Dax	10	23	69	0	0	0	92	9.2
LEE, Austin	12	0	0	0	0	62	62	5.2
EL-BAKRI, Brayden	11	6	55	0	0	0	61	5.5
DAVIS, Akile	13	0	47	0	0	0	47	3.6
SANDLIN, Rhett	13	0	0	0	0	20	20	1.5
KAUFUSI, Isaiah	11	0	0	0	0	18	18	1.6
ANDERSON, Zayne	4	0	0	0	0	12	12	3.0
FINAU, Sione	4	0	0	0	8	0	8	2.0
HOGUE, Beau	3	6	0	0	0	0	6	2.0
HALL, Jaren	2	4	0	0	0	0	4	2.0
GHANWOLUKU,	10	1	0	0	0	0	1	0.1
MOORE, Malik	13	0	0	0	0	1	1	0.1
CHRISTENSEN, Brady	13	-1	0	0	0	0	-1	-0.1
Team	10	-41	0	0	0	0	-41	-4.1
MANGUM, Tanner	8	-44	2	0	0	0	-42	-5.2
Total.....	13	1991	2753	158	364	163	5429	417.6
Opponents.....	13	1691	2522	60	640	111	5024	386.5

TOTAL OFFENSE						
	G	Plays	Rush	Pass	Total	Avg/G
WILSON, Zach	9	257	221	1578	1799	199.9
MANGUM, Tanner	8	199	-44	1104	1060	132.5
KATO, Lopini	11	76	423	0	423	38.5
CANADA, Squally	9	91	412	0	412	45.8
HADLEY, Matt	11	73	383	0	383	34.8
BURT, Riley	10	59	323	0	323	32.3
HIFO, Aleva	13	31	129	31	160	12.3
COLLIE, Dylan	13	10	59	0	59	4.5
PAU'U, Neil	13	5	13	40	53	4.1
ALLGEIER, Tyler	4	9	49	0	49	12.2
MILNE, Dax	10	9	23	0	23	2.3
ROMNEY, Gunner	9	3	18	0	18	2.0
SIMON, Micah	12	6	7	0	7	0.6
EL-BAKRI, Brayden	11	4	6	0	6	0.5
HOGUE, Beau	3	4	6	0	6	2.0
HALL, Jaren	2	4	4	0	4	2.0
GHANWOLUKU, Dayan	10	1	1	0	1	0.1
CHRISTENSEN, Brady	13	1	-1	0	-1	-0.1
Team	10	14	-41	0	-41	-4.1
Total.....	13	856	1991	2753	4744	364.9
Opponents.....	13	891	1691	2522	4213	324.1

DEFENSE													
	Tackles					Sacks	Pass Defense			Fumbles	Misc.		
	GP-GS	Solo	Ast	Total	TFL/Yds	No-Yards	Int-Yds	BrUp	QBH	Rcv-Yds	FF	BLK	Saf
TAKITAKI, Sione	13-13	74	44	118	9.0-27	3.0-16	.	3	4	.	1	.	.
KAUFUSI, Corbin	11-10	38	18	56	9.5-55	8.5-51	.	2	1	.	.	1	.
KAUFUSI, Isaiah	11-6	30	20	50	6.0-14	1.0-3	2-18	4	.	.	1	.	.
LEE, Austin	12-12	26	15	41	1.0-8	.	2-62	1	.	.	1	.	.
GHANWOLOKU, Dayan	10-10	31	8	39	3.0-8	.	.	2	.	4-36	1	.	.
SHELTON, Michael	13-12	26	11	37	3.0-8	.	1-31	4	.	.	1	1	.
ANDERSON, Zayne	4-4	23	13	36	1.0-2	.	1-12	1
TONGA, Khyiris	13-8	20	10	30	4.5-20	2.0-14	.	2	1	.	.	1	.
WILCOX, Chris	9-9	24	4	28	2.0-2	.	.	2
PILI, Trajan	13-11	19	8	27	2.0-9	2.0-9	.	1	2
JACOBSON, Tanner	11-3	14	12	26	.	.	1-19
POWELL, Riggs	11-3	14	11	25	1.5-3
EL-BAKRI, Bracken	12-8	13	11	24	1.5-4	1.0-3	1	.	.
WARNER, Troy	13-4	16	8	24	.	.	.	2
PAU'U, Butch	11-3	18	5	23	0.5-0	1	.	.
PULSIPHER, Adam	13-2	10	12	22	.	.	.	1
POWELL, Sawyer	13-0	16	6	22	1-0	1	.	.
SANDLIN, Rhett	13-3	16	4	20	3.0-12	2.0-11	1-20	.	.	1-0	.	.	.
DAWE, Zac	13-1	12	4	16	4.0-11	1.0-8	.	1
TALIAULI, Merrill	13-9	6	9	15	1.0-10	1.0-10	.	1
FAUATEA, Lorenzo	13-1	9	4	13	2.5-16	2.5-16	.	1
ELLIS, Keenan	12-1	8	1	9	.	.	.	2
MANDELL, D'Angelo	13-4	6	3	9
TUOTI-MARINER,	13-2	5	4	9
SIMON, Micah	12-2	7	1	8
HADLEY, Matt	11-6	6	1	7	.	.	.	1
LEIATAUA, Uriah	9-0	3	3	6	.	.	.	1
EL-BAKRI, Brayden	11-1	5	.	5
KAUFUSI, Devin	12-2	3	2	5	1.0-3	1.0-3
TOFA, Alden	8-0	1	3	4	1-0	.	.	.
KAPISI, Jared	12-0	3	1	4
HERRON, Isaiah	4-0	2	2	4
KAFENTZIS, Austin	12-0	2	2	4
MOORE, Malik	13-0	2	1	3	.	.	1-1
ARMSTRONG, Isaiah	13-0	2	1	3
SAMPSON, Nate	9-0	2	1	3	1	.	.
HARRIS, Mitch	13-0	1	1	2	1-0	.	.	.
VICKERS, Jaylon	4-0	1	1	2	.	.	.	1
CRIDDLE, Matt	13-0	1	1	2	.	.	.	1
TOOLEY, Max	4-0	1	1	2
CHAMBERS, Austin	3-0	.	2	2
PRICE, Mitchell	11-0	1	.	1
MIKKELSEN, Andrew	13-0	1	.	1
FOWLER, Gavin	13-0	.	1	1	1-0	.	.	.
BUSHMAN, Matt	13-8	1	.	1
KAUFUSI, Jackson	4-0	1	.	1
KALUHIOKALANI, Kamala	3-0	1	.	1	1.0-2
FINAU, Sione	4-0	1	.	1
LAULU-PUTUTAU, Moroni	5-4	1	.	1
Total.....	13-0	523	270	793	57-214	27-160	9-163	34	8	9-36	9	3	.
Opponents.....	13-0	516	288	804	81.0-305	29-204	7-111	46	17	10-0	11	.	.

FIELD GOALS									
	FGM-FGA	Pct	01-19	20-29	30-39	40-49	50-99	Lg	Blk
SOUTHAM, Skyler	11-16	68.8	0-0	4-4	3-3	4-7	0-2	47	0

PUNTING									
	No.	Yds	Avg	Long	TB	FC	I20	50+	Blkd
ALMOND, Rhett	55	2217	40.3	57	1	17	17	8	0
JONES, Danny	8	310	38.8	47	0	3	3	0	0
Total.....	63	2527	40.1	57	1	20	20	8	0
Opponents.....	71	2928	41.2	66	3	22	23	14	0

PUNT RETURNS					
	No.	Yds	Avg	TD	Long
SHELTON, Michael	20	141	7.1	0	37
VICKERS, Jaylon	1	0	0.0	0	0
SANDLIN, Rhett	1	0	0.0	0	0
COLLIE, Dylan	1	7	7.0	0	7
HIFO, Aleva	1	10	10.0	0	10
Total.....	24	158	6.6	0	37
Opponents.....	15	60	4.0	0	16

KICKOFFS					
	No.	Yds	Avg	TB	OB
MIKKELSEN, Andrew	62	3771	60.8	20	3
ALMOND, Rhett	3	187	62.3	1	0
SOUTHAM, Skyler	2	69	34.5	0	0
Total.....	67	4027	60.1	21	3

KICK RETURNS					
	No.	Yds	Avg	TD	Long
HIFO, Aleva	7	135	19.3	0	25
JACOBSON, Tanner	4	81	20.2	0	26
HADLEY, Matt	4	70	17.5	0	19
ALLGEIER, Tyler	2	57	28.5	0	36
BURT, Riley	1	13	13.0	0	13
FINAU, Sione	1	8	8.0	0	12
Total.....	19	364	19.2	0	36
Opponents.....	37	640	17.3	0	26

FUMBLE RETURNS					
	No.	Yds	Avg	TD	Long
GHANWOLOKU,	1	36	36.0	1	36
TOFA, Alden	1	0	0.0	0	0
Total.....	2	36	18.0	1	36
Opponents.....	0	0	0.0	0	0

INTERCEPTIONS					
	No.	Yds	Avg	TD	Long
LEE, Austin	2	62	31.0	0	36
KAUFUSI, Isaiah	2	18	9.0	0	15
SANDLIN, Rhett	1	20	20.0	0	20
MOORE, Malik	1	1	1.0	0	1
SHELTON,	1	31	31.0	0	31
ANDERSON, Zayne	1	12	12.0	0	12
JACOBSON,	1	19	19.0	0	19
Total.....	9	163	18.1	0	36
Opponents.....	7	111	15.9	2	56

FIELD GOAL SEQUENCE () denotes made field goal		
	BYU Cougars	OPPONENTS
Arizona	-	43,(24)
CAL	(36)	-
Wisconsin	52,(45)	42
McNeese	(30),(22),(47)	(20),35,40
Washington	45	40,24
Utah State	43	(47)
Hawaii	-	(33)
Northern Illinois	(35),(22),51	41
Boise State	48,(26),(43),(41)	41
Massachusetts	-	(20),36
New Mexico	(23)	47,40,(33)
UTAH	-	54
Western	-	(37)



SCORING			PAT						
	TD	FGs	Kick	Rush	Rcv	Pass	DXP	Saf	Points
SOUTHAM, Skyler	0	11-16	42-44	0-0	0	0-0	0	0	75
KATO, Lopini	9	0-0	0-0	0-0	0	0-0	0	0	54
HADLEY, Matt	6	0-0	0-0	0-0	0	0-0	0	0	36
CANADA, Squally	5	0-0	0-0	0-0	0	0-0	0	0	30
HIFO, Aleva	4	0-0	0-0	0-0	0	0-0	0	0	24
COLLIE, Dylan	3	0-0	0-0	0-0	0	0-0	0	0	18
SHUMWAY, Talon	3	0-0	0-0	0-0	0	0-0	0	0	18
WILSON, Zach	2	0-0	0-0	0-0	0	0-0	0	0	12
EL-BAKRI, Brayden	2	0-0	0-0	0-0	0	0-0	0	0	12
BUSHMAN, Matt	2	0-0	0-0	0-0	0	0-0	0	0	12
BURT, Riley	2	0-0	0-0	0-0	0	0-0	0	0	12
ROMNEY, Gunner	2	0-0	0-0	0-0	0	0-0	0	0	12
GHANWOLOKU, Dayan	2	0-0	0-0	0-0	0	0-0	0	0	12
HOLKER, Dallin	1	0-0	0-0	0-0	0	0-0	0	0	6
LAULU-PUTUTAU, Mo-	1	0-0	0-0	0-0	0	0-0	0	0	6
PAU'U, Neil	1	0-0	0-0	0-0	0	0-0	0	0	6
MILNE, Dax	1	0-0	0-0	0-0	0	0-0	0	0	6
SIMON, Micah	0	0-0	0-0	0-0	1	0-0	0	0	2
MIKKELSEN, Andrew	0	0-0	1-1	0-0	0	0-0	0	0	1
MANGUM, Tanner	0	0-0	0-0	0-0	0	1-1	0	0	0
Total.....	46	11-16	43-45	0-0	1	1-1	0	0	354
Opponents.....	37	7-19	33-33	0-2	1	1-2	0	0	278

BYU INSIDE THE RED ZONE									Failed to score					
Date	Opponent	Times	Scored	Pts	TD	RushTD	PassTD	FGM	FGA	Downs	Int	Fumb	Half	Game
Sep 01	at Arizona	3	3	21	3	3	0	0	0	0	0	0	0	0
Sep 08	CAL	3	2	11	1	0	1	1	0	0	1	0	0	0
Sep 15	at Wisconsin	2	2	14	2	2	0	0	0	0	0	0	0	0
Sep 22	McNeese	6	5	27	3	2	1	2	0	0	0	0	1	1
Sep 29	at Washington	2	1	7	1	1	0	0	1	0	0	0	0	0
Oct 05	Utah State	3	3	20	3	0	3	0	0	0	0	0	0	0
Oct 13	Hawaii	6	5	35	5	3	2	0	0	0	0	0	1	1
Oct 27	Northern Illinois	2	2	6	0	0	0	2	0	0	0	0	0	0
Nov 03	at Boise State	5	3	13	1	1	0	2	0	0	0	1	1	1
Nov 11	at UMass	6	5	35	5	3	2	0	0	0	0	0	1	1
Nov 17	New Mexico State	7	6	38	5	5	0	1	0	0	1	0	0	0
Nov 24	at UTAH	3	3	20	3	2	1	0	0	0	0	0	0	0
Dec 21	vs Western Michigan	4	4	28	4	2	2	0	0	0	0	0	0	0
	Totals	52	44	275	36	24	12	8	1	0	2	1	4	0

OPPONENTS INSIDE THE RED ZONE									Failed to score					
Date	Opponent	Times	Scored	Pts	TD	RushTD	PassTD	FGM	FGA	Downs	Int	Fumb	Half	Game
Sep 01	at Arizona	4	4	23	3	2	1	1	0	0	0	0	0	0
Sep 08	CAL	2	1	7	1	1	0	0	0	1	0	0	0	0
Sep 15	at Wisconsin	3	3	21	3	3	0	0	0	0	0	0	0	0
Sep 22	McNeese	2	1	3	0	0	0	1	1	0	0	0	0	0
Sep 29	at Washington	7	5	35	5	4	1	0	2	0	0	0	0	0
Oct 05	Utah State	5	5	35	5	1	4	0	0	0	0	0	0	0
Oct 13	Hawaii	4	4	23	3	1	2	1	0	0	0	0	0	0
Oct 27	Northern Illinois	1	1	7	1	1	0	0	0	0	0	0	0	0
Nov 03	at Boise State	4	3	21	3	2	1	0	1	0	0	0	0	0
Nov 11	at Massachusetts	4	3	16	2	2	0	1	1	0	0	0	0	0
Nov 17	New Mexico State	3	2	10	1	0	1	1	1	0	0	0	0	0
Nov 24	at UTAH	3	3	21	3	2	1	0	0	0	0	0	0	0
Dec 21	vs Western Michigan	2	2	11	1	1	0	1	0	0	0	0	0	0
	Totals	44	37	233	31	20	11	6	6	1	0	0	0	0

SCORING DRIVES			
QTR	Opponent	Scoring Play	Plays-Yards-TOP
2	Arizona	Squally Canada 1-yard run (Skyler Southam kick)	9-59-4:38
3	Arizona	Matt Bushman 24-yard pass from Tanner Mangum (Skyler Southam kick)	10-75-6:35
3	Arizona	Squally Canada 1-yard run (Skyler Southam kick)	9-58-2:35
3	Arizona	Squally Canada 2-yard run (Skyler Southam kick)	5-36-2:14
2	California	Skyler Southam 36-yard field goal	13-67-6:15
3	California	Dayan Ghanwoloku 36-yard fumble recovery (Skyler Southam kick)	--
4	California	Brayden El-Bakri 1-yard pass from Tanner Mangum (Micah Simon pass from	13-73-2:47
1	Wisconsin	Squally Canada 3-yard run (Skyler Southam kick)	8-61-3:58
2	Wisconsin	Moroni Laulu-Pututau 31-yard pass from Aleva Hifo (Skyler Southam kick)	10-89-4:43
3	Wisconsin	Squally Canada 2-yard run (Skyler Southam kick)	6-27-2:11
4	Wisconsin	Skyler Southam 45-yard field goal	5-47-2:45
2	McNeese	Lopini Katoa 4-yard run (Skyler Southam kick)	8-79-2:56
2	McNeese	Talon Shumway 7-yard pass from Tanner Mangum (Skyler Southam kick)	5-31-1:37
2	McNeese	Lopini Katoa 14-yard run (Skyler Southam kick)	4-35-1:28
2	McNeese	Skyler Southam 30-yard field goal	4-12-0:53
3	McNeese	Skyler Southam 22-yard field goal	12-70-6:07
3	McNeese	Skyler Southam 47-yard field goal	4-7-1:16
4	Washington	Lopini Katoa 1-yard run (Skyler Southam kick)	7-21-4:08
2	Utah State	Lopini Katoa 5-yard pass from Tanner Mangum (Skyler Southam kick)	9-88-4:46
3	Utah State	Dylan Collie 9-yard pass from Tanner Mangum (Skyler Southam kick failed)	5-75-1:48
4	Utah State	Gunner Romney 18-yard pass from Zach Wilson (Andrew Mikkelsen kick)	6-77-2:32
1	Hawai'i	Lopini Katoa 12-yard run (Skyler Southam kick)	12-87-4:32
1	Hawai'i	Zach Wilson 23-yard run (Skyler Southam kick)	7-56-3:03
2	Hawai'i	Matt Hadley 21-yard run (Skyler Southam kick)	6-54-3:04
2	Hawai'i	Dallin Holker 13-yard pass from Zach Wilson (Skyler Southam kick)	1-13-0:06
3	Hawai'i	Riley Burt 3-yard run (Skyler Southam kick)	5-35-1:44
4	Hawai'i	Aleva Hifo 24-yard pass from Zach Wilson (Skyler Southam kick)	12-75-7:07
4	Hawai'i	Gunner Romney 26-yard pass from Zach Wilson (Skyler Southam kick)	7-75-3:17
1	Northern Illinois	Skyler Southam 35-yard field goal	13-72-6:28
3	Northern Illinois	Skyler Southam 22-yard field goal	9-57-4:10
2	Boise State	Skyler Southam 26-yard field goal	12-67-5:01
2	Boise State	Skyler Southam 43-yard field goal	7--7-3:56
3	Boise State	Zach Wilson 4-yard run (Skyler Southam kick)	5-68-2:00
4	Boise State	Skyler Southam 41-yard field goal	12-42-4:35
1	UMass	Talon Shumway 4-yard pass from Zach Wilson (Skyler Southam kick)	4-69-1:39
2	UMass	Talon Shumway 15-yard pass from Zach Wilson (Skyler Southam kick)	10-68-3:17
3	UMass	Matt Hadley 23-yard run (Skyler Southam kick)	5-75-2:21
3	UMass	Aleva Hifo 3-yard run (Skyler Southam kick)	7-62-3:02
4	UMass	Aleva Hifo 10-yard run (Skyler Southam kick)	6-43-2:13
1	New Mexico State	Matt Hadley 1-yard run (Skyler Southam kick)	4-15-0:55
2	New Mexico State	Matt Hadley 40-yard run (Skyler Southam kick)	7-77-3:19
2	New Mexico State	Lopini Katoa 15-yard run (Skyler Southam kick)	5-58-1:43
2	New Mexico State	Lopini Katoa 13-yard run (Skyler Southam kick)	7-60-2:07
2	New Mexico State	Skyler Southam 23-yard field goal	7-37-1:04
3	New Mexico State	Lopini Katoa 4-yard run (Skyler Southam kick)	9-78-4:13
4	New Mexico State	Lopini Katoa 2-yard run (Skyler Southam kick)	3-73-1:05
1	Utah	Neil Pau'u 10-yard pass from Zach Wilson (kick failed)	5-33-1:56
1	Utah	Matt Bushman 26-yard pass from Zach Wilson (Skyler Southam kick)	4-66-1:34
2	Utah	Matt Hadley 1-yard run (Skyler Southam kick)	14-66-6:22
3	Utah	Matt Hadley 1-yard run (Skyler Southam kick)	8-44-2:48
1	Western Michigan	Dylan Collie 26-yard pass from Zach Wilson (Skyler Southam kick)	2-27-0:41
3	Western Michigan	Dylan Collie 8-yard pass from Zach Wilson (Skyler Southam kick)	3-69-1:46
3	Western Michigan	Riley Burt 37-yard run (Skyler Southam kick)	4-74-1:27
3	Western Michigan	Aleva Hifo 70-yard pass from Zach Wilson (Skyler Southam kick)	2-63-0:45
3	Western Michigan	Dayan Ghanwoloku 1-yard run (Skyler Southam kick)	3-32-1:19
4	Western Michigan	Dax Milne 5-yard pass from Zach Wilson (Skyler Southam kick)	4-54-1:47
4	Western Michigan	Brayden El-Bakri 1-yard run (Skyler Southam kick)	7-75-3:30




BYU INDIVIDUAL GAME HIGHS		
Rushes	24	CANADA, Squally at Arizona (09/01/18)
Yards Rushing	155	KATO, Lopini vs New Mexico State (Nov 17, 2018)
TD Rushes	4	KATO, Lopini vs New Mexico State (Nov 17, 2018)
Long Rush	50	KATO, Lopini vs New Mexico State (Nov 17, 2018)
Pass attempts	45	MANGUM, Tanner vs Utah State (Oct 05, 2018)
Pass completions	27	MANGUM, Tanner vs Utah State (Oct 05, 2018)
Yards Passing	317	WILSON, Zach vs Western Michigan (Dec 21, 2018)
TD Passes	4	WILSON, Zach vs Western Michigan (Dec 21, 2018)
Long Pass	70	WILSON, Zach vs Western Michigan (Dec 21, 2018)
Receptions	7	KATO, Lopini at Washington (09/29/18)
Yards Receiving	124	COLLIE, Dylan vs Western Michigan (Dec 21, 2018)
TD Receptions	2	SHUMWAY, Talon at Massachusetts (11/10/18)
		COLLIE, Dylan vs Western Michigan (Dec 21, 2018)
Long Reception	70	HIFO, Aleva vs Western Michigan (Dec 21, 2018)
Field Goals	3	SOUTHAM, Skyler vs McNeese (Sep 22, 2018)
		SOUTHAM, Skyler at Boise State (Nov 03, 2018)
Long Field Goal	47	SOUTHAM, Skyler vs McNeese (Sep 22, 2018)
Punts	7	ALMOND, Rhett vs Northern Illinois (Oct 27, 2018)
		ALMOND, Rhett at UTAH (Nov 24, 2018)
Punting Avg	48.2	ALMOND, Rhett at Wisconsin (Sep 15, 2018)
Long Punt	57	ALMOND, Rhett vs Northern Illinois (Oct 27, 2018)
Punts inside 20	4	ALMOND, Rhett vs Northern Illinois (Oct 27, 2018)
		ALMOND, Rhett vs New Mexico State (Nov 17, 2018)
Long Punt Return	37	SHELTON, Michael at Arizona (09/01/18)
Long Kickoff	36	ALLGEIER, Tyler vs Northern Illinois (Oct 27, 2018)
Tackles	19	TAKITAKI, Sione vs Western Michigan (Dec 21, 2018)
Sacks	2.0	KAUFUSI, Corbin vs Hawaii (Oct 13, 2018)
		SANDLIN, Rhett at Massachusetts (11/10/18)
Tackles For Loss	3.0	SANDLIN, Rhett at Massachusetts (11/10/18)
Interceptions	1	Nine different players

BYU TEAM GAME HIGHS		
Rushes	51	vs New Mexico State (Nov 17, 2018)
Yards Rushing	317	vs New Mexico State (Nov 17, 2018)
Yards Per Rush	6.8	at Wisconsin (Sep 15, 2018)
TD Rushes	6	vs New Mexico State (Nov 17, 2018)
Pass attempts	49	vs Utah State (Oct 05, 2018)
Pass completions	30	vs Utah State (Oct 05, 2018)
Yards Passing	358	vs Western Michigan (Dec 21, 2018)
Yards Per Pass	18.8	vs Western Michigan (Dec 21, 2018)
TD Passes	4	vs Western Michigan (Dec 21, 2018)
Total Plays	81	vs New Mexico State (Nov 17, 2018)
Total Offense	510	vs New Mexico State (Nov 17, 2018)
Yards Per Play	9.4	vs Western Michigan (Dec 21, 2018)
Points	49	vs Hawaii (Oct 13, 2018)
		vs Western Michigan (Dec 21, 2018)
Sacks By	5	vs New Mexico State (Nov 17, 2018)
First Downs	26	vs Hawaii (Oct 13, 2018)
Penalties	10	at Arizona (09/01/18)
Penalty Yards	94	at Arizona (09/01/18)
Turnovers	3	vs Utah State (Oct 05, 2018)
		at Boise State (Nov 03, 2018)
Interceptions By	2	vs McNeese (Sep 22, 2018)
		vs New Mexico State (Nov 17, 2018)
Punts	7	vs Northern Illinois (Oct 27, 2018)
		vs New Mexico State (Nov 17, 2018)
		at UTAH (Nov 24, 2018)
Punting Avg	48.2	at Wisconsin (Sep 15, 2018)
Long Punt	57	vs Northern Illinois (Oct 27, 2018)
Punts inside 20	4	vs Northern Illinois (Oct 27, 2018)
		vs New Mexico State (Nov 17, 2018)
Long Punt Return	37	at Arizona (09/01/18)

OPPONENT INDIVIDUAL GAME HIGHS		
Rushes	26	Taylor, J., at Wisconsin (Sep 15, 2018)
Yards Rushing	117	Taylor, J., at Wisconsin (Sep 15, 2018)
TD Rushes	2	Deal, Taiwan, at Wisconsin (Sep 15, 2018)
		Ahmed, Salvon, at Washington (09/29/18)
		MATTISON, Alex, at Boise State (Nov 03, 2018)
		Shyne, Armand, at UTAH (Nov 24, 2018)
Long Rush	36	VAUGHNS, AAREN, vs Utah State (Oct 05, 2018)
Pass attempts	61	Adkins, Josh, vs New Mexico State (Nov 17, 2018)
Pass completions	25	Adkins, Josh, vs New Mexico State (Nov 17, 2018)
Yards Passing	277	Browning, Jake, at Washington (09/29/18)
TD Passes	4	LOVE, JORDAN, vs Utah State (Oct 05, 2018)
Long Pass	54	ELEBY, KALEB, vs Western Michigan (Dec 21, 2018)
		ISABELLA, Andy, at Massachusetts (11/10/18)
		Fuller, Aaron, at Washington (09/29/18)
TD Receptions	2	TARVER, R., vs Utah State (Oct 05, 2018)
		ESKRIDGE, D, vs Western Michigan (Dec 21, 2018)
Field Goals	1	Seven players
Long Field Goal	47	EBERLE, D., vs Utah State (Oct 05, 2018)
		Theisler, P., vs New Mexico State (Nov 17, 2018)
Punting Avg	46.8	FERENCE, Matt, vs Northern Illinois (Oct 27, 2018)
Long Punt	66	Kjellsten, Alex, vs McNeese (Sep 22, 2018)
Punts inside 20	3	four players
Long Punt Return	16	Fuller, Aaron, at Washington (09/29/18)
Long Kickoff Return	26	Davis, Ashlyn, vs CAL (Sep 08, 2018)
		SHAKIR, Khalil, at Boise State (Nov 03, 2018)
Tackles	16	Schooler, C., at Arizona (09/01/18)
Sacks	2.0	HENDRIE, M., vs Hawaii (Oct 13, 2018)
Tackles For Loss	3.0	Hansen, Chase, at UTAH (Nov 24, 2018)
Interceptions	1	Seven players

OPPONENT INDIVIDUAL GAME HIGHS		
Rushes	43	at Wisconsin (Sep 15, 2018)
Yards Rushing	223	vs Utah State (Oct 05, 2018)
Yards Per Rush	5.3	vs Utah State (Oct 05, 2018)
TD Rushes	4	at Washington (09/29/18)
		vs New Mexico State (Nov 17, 2018)
		vs New Mexico State (Nov 17, 2018)
		at Washington (09/29/18)
		at Washington (09/29/18)
TD Passes	4	vs Utah State (Oct 05, 2018)
Total Plays	87	vs New Mexico State (Nov 17, 2018)
Total Offense	464	at Washington (09/29/18)
Yards Per Play	7.5	at Washington (09/29/18)
Points	45	vs Utah State (Oct 05, 2018)
Sacks By	7	at Boise State (Nov 03, 2018)
First Downs	26	at Washington (09/29/18)
		vs Utah State (Oct 05, 2018)
Penalty Yards	125	vs Utah State (Oct 05, 2018)
Turnovers	4	vs McNeese (Sep 22, 2018)
Interceptions By	2	vs CAL (Sep 08, 2018)
Punts	10	vs New Mexico State (Nov 17, 2018)
Punting Avg	46.8	vs Northern Illinois (Oct 27, 2018)
Long Punt	66	vs McNeese (Sep 22, 2018)
		vs CAL (Sep 08, 2018)
		vs Northern Illinois (Oct 27, 2018)
		vs New Mexico State (Nov 17, 2018)
		at UTAH (Nov 24, 2018)
Long Punt Return	16	at Washington (09/29/18)
		at Fresno State (Nov 04, 2017)





BYU JOINS IN CELEBRATING 150 YEARS OF COLLEGE FOOTBALL

2019 represents the 150th year of college football, celebrating the first game played between Rutgers and Princeton, Nov. 6, 1869. Throughout the 2019 season, watch for special ways college football programs honor the rich tradition that is college football.

BYU began playing varsity football in 1922, with the first game taking place on October 7, 1922 against Utah State. Since then, BYU has won 575 games, with 416 of them coming in the last 50 years. The Cougars' 416 wins since 1969 ranks No. 10 among all FBS Division I college football programs.

1.	Nebraska	472
2.	Oklahoma	467
3.	Ohio State	466
4.	Alabama	448
5.	Penn State	446
6.	Michigan	444
7.	Georgia	427
8.	Florida State	426
9.	Texas	419
10.	BYU	416




The outstanding tradition was built upon the consistent and collective effort of former players and coaches every year. Excellent team and individual performances have provided the trajectory for rich tradition with the Cougars amassing a 416-204-3 (.623) record over the past 50 seasons along with 19 conference titles, 36 bowl invitations, 15 bowl wins and 30 8-win seasons, including 16 seasons of at least 10 wins. In that time frame, BYU football finished the season 18 times ranked in the national polls with more than 50 victories over current Power 5 opponents.



1972	In January of 1972, BYU named defensive coordinator LaVell Edwards its 11th head coach. Edwards, who had been on the coaching staff for 10 years, was the players' favorite to take over the program.
1974	BYU was invited to its first bowl game – the 1974 Fiesta Bowl. For the 1974 season, Gary Sheide placed eighth in the Heisman Trophy voting and became the first Cougar to win the Sammy Baugh Trophy, given annually to the top college passer.
1976	Gifford Nielsen was named a first-team All-American. He was also finished sixth in the Heisman Trophy voting.
1977	BYU finished the season ranked 16th by UPI and 20th by the AP – BYU's first season finishing in the top 20. The Cougars led the nation in passing and finished second in scoring.
1979	Marc Wilson became BYU's first consensus All-American quarterback, won the Sammy Baugh Trophy and finished third in the balloting for the Heisman. LaVell Edwards was named the National Coach of the Year. The Cougars led the nation in passing, total offense, scoring and kick returns. The defense was 11th in scoring defense. BYU also became the first Division I school to pass for more than 4,000 yards in a season. BYU finished the 1979 season 11-1 and ranked No. 13 – the first time BYU had double digit victories in a season.
1980	Led by the "Pony Express" running duo of Eric Dickerson and Craig James, SMU controlled the first 56 minutes in the 1980 Holiday Bowl and led 45-25 with 4:07 left. From there Jim McMahon hit Matt Braga for a touchdown pass. BYU recovered an onside kick and scored on a 1-yard run by Scott Phillips. After the Cougars forced SMU to go three-and-out, Bill Shoepflin blocked a punt. With three seconds left, McMahon threw a 46-yard "Hail Mary" touchdown to Clay Brown between a hoard of Mustangs draped all over him. The extra point was good and BYU completed one of the greatest comebacks in NCAA history for its first bowl win, now known as "The Miracle Bowl".
1981	Jim McMahon finished his career with 70 NCAA records, led the nation in passing and total offense for two consecutive years and was a two-time All-American, including a consensus selection in 1981. In 1981 he won the Sammy Baugh Trophy and the inaugural Davey O'Brien Award.
1983	BYU finished the 1983 season 11-1 and ranked No. 7 – the team's highest finish in history. The Cougars set the NCAA total offense record with 584.2 yards per game. BYU also led the nation in passing and total offense. Quarterback Steve Young and tight end Gordon Hudson were both named consensus All-Americans.
1984	BYU capped its undefeated season in 1984 with a win over Michigan in the Holiday Bowl. The following day, the headline in The Daily Tribune said it all: Polls Crown Cougars 'Number One.'
1986	Jason Buck went on to be 1986's Outland Trophy winner, honoring the nation's top defensive lineman. Buck registered 12.5 sacks and was BYU's first defensive player to be named a Consensus All-American.
1989	Mo Elewonibi, an offensive guard who had never played high school football, became BYU's second Outland Trophy winner in school history in 1989.



1990	In front of a record crowd of 66,235, BYU knocked off No. 1 Miami to secure its first victory over a top-ranked team. Quarterback Ty Detmer shredded the Hurricanes' defense, completing 38 of 54 passes for 406 yards and two touchdowns. The BYU-Miami ESPN broadcast was the highest-rated college football game in ESPN history. BYU's victory over No. 1 Miami vaulted Detmer to the forefront of the Heisman race. While in Hawaii for the regular-season finale, the team gathered poolside at the Kaulani Hotel to learn who would become the 56th winner of the Heisman Trophy. Hooked to an earpiece, only Detmer could hear the announcement from the awards ceremony of the Downtown Athletic Club in New York City. When the announcement came, all Ty said was, "We got it!" By the end of the season, Detmer had secured the greatest statistical season of any quarterback in college football history – completing 361 of 562 passes for an NCAA record 5,188 yards and 41 touchdowns. He also won the Davey O'Brien Award in 1990 and again in 1991, adding the Sammy Baugh Trophy to his collection as a senior. Chris Smith had more receiving yards than any tight end in NCAA history with 1,156 yards and was also named a consensus All-American in addition to Ty Detmer in 1990.
1996	Playing in its only New Year's Day bowl game, No. 5 BYU knocked off No. 14 Kansas State 19-15 in the Cotton Bowl. With the win, BYU finished the season 14-1, setting an NCAA record for wins in a season and games played. The Cougars finished No. 5 in the final polls, the program's best finish since the 1984 national championship. Steve Sarkisian led the nation in pass efficiency on his way to being named an All-American and becoming the seventh Cougar quarterback to win the Sammy Baugh Trophy – more than any other school.
2000	On Nov. 18, 2000, Church President Gordon B. Hinckley made a surprise visit to the BYU locker room. After paying tribute to Edwards for a marvelous career, Hinckley told the BYU crowd, "I'm very happy to announce that the Board of Trustees and the administration at the university in recognition of a remarkable and wonderful man have determined to name this LaVell Edwards Stadium."
2001	Luke Staley led BYU to its greatest rushing season in history, winning the Doak Walker Award, given to the nation's top running back. Staley was also named a consensus All-American after leading the nation in scoring with 15.5 points per game and finishing with 143.8 yards per game. In addition, he set BYU single-season records for points scored (170), yards rushing (1,582) and touchdowns (28), as well as career marks for touchdowns (48) and career points for a non-kicker (290).
2004	After three consecutive losing seasons, BYU hired a new head football coach – Bronco Mendenhall. A defensive specialist with a systematic approach to discipline and work ethic, Mendenhall aimed to return BYU's program to its former tradition, spirit and honor. Mendenhall's teams went 99-43 in his 11 seasons, reaching a bowl game each year and were ranked nationally in 9 of 11 years.
06-09	BYU teams went 11-2, 11-2, 10-3 and 11-2 over a four-year span, one of the best in history. Quarterbacks John Beck and Max Hall, along with tight ends Jonny Harline and Dennis Pitta, running backs Curtis Brown and Harvey Unga, and wide receiver Austin Collie led some of the best offensive teams ever in Cougar history. The teams finished the season ranked in the top 25 each of the four seasons, with a best mark of No. 12 in 2009.
2010	On September 1, 2010, BYU announced it would forge its own path and go independent in football and inked an exclusive eight-year television contract with ESPN. BYU and ESPN built upon their longstanding relationship dating back to ESPN's first live college football broadcast, a football matchup between BYU and Pittsburgh in 1984, a game that sparked BYU's run to the national championship that year.
2015	Kalani Sitake was hired as the 14th head coach at BYU on December 19, 2015 immediately following BYU's appearance in the Las Vegas Bowl. He came to BYU from Oregon State, where he served as assistant head coach and defensive coordinator. A former Cougar running back (1994, 1997-2000), Sitake returned to his alma mater with 15 years of coaching experience, including seven years as a defensive coordinator and four seasons as an assistant head coach.
2016	Beloved head coach, LaVell Edwards, passed away at the age of 86, at home surrounded by his family on Dec. 29, 2016. He was able to see one more victory on Dec. 21 as BYU beat Wyoming 24-21 in the Poinsettia Bowl.



1984 NATIONAL CHAMPIONS

13-0

Sept. 1	at No. 3 Pittsburgh
	W 20-14
Sept. 8	Baylor
	W 47-13
Sept. 15	Tulsa
	W 38-15
Sept. 22	at Hawaii
	W 18-13
Oct. 6	at Colorado State
	W 52-9
Oct. 13	Wyoming
	W 41-38
Oct. 20	at Air Force
	W 30-25
Oct. 25	at New Mexico
	W 48-0
Nov. 3	UTEP
	W 42-9
Nov. 10	San Diego State
	W 34-3
Nov. 17	at Utah
	W 24-14
Nov. 24	Utah State
	W 38-13
Dec. 21	vs. Michigan
	W 24-17



The Cougars were named No. 1 by the Associated Press, the United Press International, Sports Illustrated, CNN-USA Today and the Football Writers of America after finishing the season with a perfect 13-0 record. LaVell Edwards was selected as the NCAA National Coach of the Year and was invited to visit President Ronald Reagan at the White House.

The season featured several game-saving plays as the Cougars moved their way up the rankings. Quarterback Robbie Bosco connected with wide receiver Adam Haysbert for a 50-yard touchdown pass with 1:37 left to play to take the lead in the season-opening win at No. 3 Pittsburgh.

Safety Kyle Morrell's timed leap over the center to stop a quarterback sneak short of the goal line gave BYU the momentum they needed to foil Hawaii's upset attempt. Tight end David Mills was poked in the eye, but came through with a leaping grab in the end zone to help BYU overcome Wyoming 41-38 in the homecoming game.

The Cougars ascended to the No. 1 spot on Nov. 17 following a 24-14 victory at Utah combined with a Nebraska loss to Oklahoma and a Navy upset over unbeaten and then No. 2 South Carolina. The Cougars maintained their No. 1 ranking heading into the bowl game after defeating Utah State 38-13 in the final contest of the regular season.

With a TV blimp in the sky over Jack Murphy Stadium, Bosco left the Holiday Bowl in the first quarter with an ankle injury, but returned late in the second taped up and played in the shotgun to finish the game. BYU trailed 17-10 after



Michigan hit a field goal to begin the fourth quarter. The Cougars then took over the game, Bosco completed seven pass attempts to five different receivers and hit wide receiver Glen Kozlowski between two Michigan defenders for the game-tying touchdown.

Michigan threatened to score again, but linebacker Kurt Gouveia sacked the Wolverine quarterback for a 16-yard loss to force a punt. BYU moved the ball 70 yards to the Michigan 13-yard line when Bosco scrambled up the middle, keeping his eyes down field, and drilled the ball into running back Kelly Smith for the game-winning touchdown.

Controversy was abundant as many of the so-called experts such as NBC announcer Bryant Gumbell and Oklahoma head coach Barry Switzer accused BYU of playing a "Bo-Diddley Tech" schedule. However, at the end of the season BYU was the only team unscathed with a loss.

1984 FINAL POLLS			
ASSOCIATED PRESS.		USA TODAY/CNN	
1. BYU (38)	1,160	1. BYU (38)	789
2. Washington (16)	1,140	2. Washington (3)	751
3. Florida (6)	1,092	3. Florida (3)	746
4. Nebraska	1,017	4. Nebraska	689
5. Boston College	932	5. Oklahoma	660
6. Oklahoma	883	6. Boston College	648
7. Oklahoma St.	864	7. Oklahoma St.	625
8. SMU	761	8. SMU	543
9. UCLA	613	9. Maryland	512
10. USC	596	10. USC	486





REMEMBERING COLLEGE FOOTBALL HALL OF FAME HEAD COACH

LAVELL EDWARDS

257 CAREER VICTORIES • 19 CONFERENCE TITLES • 1 NATIONAL CHAMPIONSHIP

• October 11, 1930 - December 29, 2016 •

Legendary BYU head football coach LaVell Edwards passed away Dec. 29, 2016 at the age of 86 surrounded by his wife Patti and his family.

Edwards, a coaching icon in college football, led the Cougars for 29 seasons from 1972 to 2000. He amassed 257 victories, which ranks seventh in NCAA Division I history. In addition, Edwards led BYU to the 1984 National Championship and was inducted into the College Football Hall of Fame in 2004.

"I love LaVell Edwards. He came into my life, and the life of many others, at just the right time," BYU director of athletics Tom Holmoe said. "I had the influence of a great coach, a wonderful person, a disciple of Christ, a loyal family man and a true friend, from the day I met him until the day he passed away. LaVell had a pure heart. He was the dream coach of every parent. His example will forever be with me and I will strive to live a life of love as he always did."

Known for his stoic sideline demeanor and quick-witted humor, Edwards was once labeled by USA Today as a "national coaching treasure." Beloved not only in coaching circles and all of Cougar Nation, but especially by the many hundreds of players under his tutelage, including current head coach Kalani Sitake who was a fullback and team captain for the Cougars.

In 1972, Edwards assumed command of a BYU program that had won just 173 games over 49 seasons, including just 14 winning seasons. The Cougars had never been to a bowl game and had just one conference championship prior to Edwards' promotion to head coach.

Undaunted by the formidable rebuilding task that lay ahead, Edwards wasted little time in transforming BYU into a national power, pioneering an aggressive and innovative passing attack that led BYU to conference titles in 19 of 29 seasons and an overall record of 257-101-3.

In his first season as the head coach, he gave BYU fans a glimpse of the future. Edwards led the Cougars to a 7-4 overall record, including a 16-7 win over in-state rival Utah. Just two seasons later, Edwards had the team rolling. The Cougars won the WAC Championship after a 48-20 victory over the Utes and accepted an invitation to the Fiesta Bowl -- the team's first-ever bowl appearance, starting a run of 22 bowls in 29 years. The 1974 season turned out to be the first of 27 straight non-losing seasons.

After recording an 11-1 record in 1979, a 12-1 record in 1980 another 11-win season in 1981, eight more wins in '82, and 11 additional wins in 1983, Edwards led BYU to a perfect 13-0 season in 1984. Following a 24-17 win over Michigan in the Holiday Bowl, the Cougars were crowned national champions. Not surprisingly, Edwards was named the National Coach of the Year for the second time in his career.

1972
Named BYU football head coach. BYU went 7-4 in his inaugural season and Pete Van Valkenburg won the NCAA rushing title

1974
BYU wins first Western Athletic Conference championship under Edwards with a 7-4-1 overall record, earning first bowl berth in school history (Fiesta Bowl). Quarterback Gary Sheide wins Sammy Baugh Trophy (First of 7 BYU winners)

1977
BYU leads the nation in passing yards for the second consecutive year (341.6 ypg). Marc Wilson quarterback team to second-consecutive 9-win season.

1979
BYU wins 11 games, reaching double digits for the first time in school history and Edwards named Bobby Dodd Coach of the Year. Marc Wilson named BYU's first Consensus All-American quarterback and wins Sammy Baugh Trophy.

1981
Jim McMahon named Consensus All-American and wins the Sammy Baugh and Davey O'Brien Awards and quarterback leads BYU to 11-2 season, winning back-to-back bowl games with a win over Washington State. Edwards coaches the West to a victory in the Hula Bowl

1962
Hired by BYU head football coach Hal Mitchell to coach the defensive line, eventually promoted to defensive coordinator

1973
Went 5-6 in second season, BYU's only losing season in his 29-year tenure

1976
BYU wins 9 games, most in school history to date. QB Gifford Nielson named First Team All-American and BYU leads nation in passing offense for first time (307.8 ypg)

1978
Edwards earns doctorate in education from BYU. The Cougars played in their first Holiday Bowl, starting a span of 17 consecutive bowl appearances.

1980
BYU wins first bowl game, nicknamed the "Miracle Bowl" after coming back to beat SMU 46-45 after Jim McMahon completed a Hail Mary to Clay Brown to cap the 21-point four-minute comeback and a 12-1 season.

1983
After losing game one, BYU wins 11 straight and finishes season ranked No. 7 in the polls, the best finish to date in school history. Edwards wins 100th game (SDSU). Steve Young named Consensus All-American and wins Sammy Baugh, Davey O'Brien and finishes second in Heisman voting.



Under his direction, BYU recorded 10 straight WAC championships from 1976 through 1985. The Cougars also played in 17 consecutive bowl games from 1978 until 1994.

On New Year's Day in 1997, BYU set an NCAA record with 14 victories after winning the Cotton Bowl to cap the 1996 season in a thrilling 19-15 victory over No. 14 Kansas State. BYU finished ranked No. 5 nationally – its highest finish since the 1984 title.

The Cougars won 18 WAC championships under Edwards and the inaugural Mountain West Conference title in 1999.

Edwards announced his retirement prior to the 2000 season but BYU would honor him by renaming Cougar Stadium to LaVell Edwards Stadium prior to the final home game of the year on Nov. 18. A banner bearing the new name was unveiled in a pre-game ceremony conducted by President Gordon B. Hinckley, president of The Church of Jesus Christ of Latter-day Saints.

A week later BYU sent Edwards into retirement with one more magical moment. Trailing Utah 27-26 in Salt Lake City with 23 seconds left, quarterback Brandon Doman kept it and ran up the right side for a 7-yard touchdown to send Edwards out a winner in his final game. Edwards was carried off the field by his players in a touching moment to end his Cougar career.

Edwards coached one Heisman Trophy winner, two Outland Trophy recipients, four Davey O'Brien awardees, seven Sammy Baugh Trophy Winners, 31 All-Americans and four College Football Hall of Famers. BYU's success didn't come without personal reward for Edwards either. He was named NCAA District 8 Coach of the Year eight times, Bobby Dodd National Coach of the Year in 1979 and AFCA National Coach of the Year in 1984.

Following his coaching career, Edwards continued his life of service with a full-time LDS mission with his wife Patti to New York City from 2002-2003. He also served on several committees and boards for various college football awards and governing bodies since his retirement.

The eighth of 14 children, Edwards graduated from Lincoln High School in Orem. He attended Utah State University, where he was an all-conference lineman before serving a two-year commitment in the Army. He and Patti were married for more than 65 years. The Edwards have three children, Ann [Cannon], John and Jim.



1985
Bosco led the Cougars to another 11-win season and another WAC Championship. BYU finished No. 16 in the AP poll and Bosco was a third-round NFL draft pick.

1989
BYU wins WAC for the first time in three years behind the arm of sophomore Ty Detmer. Detmer throws for 4,560 yards, the third 4,000-yard season for a BYU quarterback under Edwards (McMahon '80, Bosco '84). Offensive lineman Mo Elewonibi wins Outland Trophy.

1994
Edwards and BYU defeat New Mexico 49-47 for his 200th victory. BYU also defeated Notre Dame during the regular season and Oklahoma in the postseason.

2000
Prior to the 2000 season, Edwards announces it will be his last. BYU finishes just 6-6 and does not get invited to a bowl game for just the fifth time in his 29 year career as head coach. In a ceremony following BYU's last regular season game at home, President Gordon B. Hinckley of the LDS Church officially renamed Cougar Stadium LaVell Edwards Stadium. The Cougars went on to defeat Utah in dramatic fashion to close the regular season on the road with a 34-27, last-minute victory for his 257th win (No. 6 all-time). Edwards is carried off the field.

2016
On Dec. 29, surrounded by his wife Patti and his family, LaVell Edwards passed away at his home in Provo at the age of 86. Hundreds of former players and coaches reunited at the stadium bearing LaVell's name following the memorial service to honor and remember their coach.

1984
BYU goes 13-0 and wins the National Championship. Edwards earns Kodak Coach of the Year. Quarterback Robbie Bosco wins Sammy Baugh. Five total players, including Bosco are named to All-America teams.

1986
Edwards passes Arizona State's Frank Kush as the winningest coach in WAC history. Defensive lineman Jason Buck wins the Outland Trophy.

1990
Ty Detmer leads BYU to 28-21 win against No. 1 ranked Miami in Provo. Detmer wins the Heisman Trophy. BYU's only Heisman winner with 5,188 yards and 41 touchdowns.

1996
BYU sets an NCAA record with 14 victories, going 14-1 and defeating No. 14 Kansas State in the Cotton Bowl - BYU's only New Year's Day bowl in school history. Team finishes ranked No. 5 in the polls. QB Steve Sarkisian wins Sammy Baugh and Davey O'Brien Awards.

2004
Edwards is inducted into the College Football Hall of Fame. BYU claimed 20 of 29 regular-season conference titles under Edwards and led BYU to 22 bowl games. A two-time national Coach of the Year winner, Edwards coached one national championship team and 32 All-Americans.



Since the days of Virgil Carter and Gary Sheide in the 1960s and early 1970s, BYU has produced an assembly line of outstanding quarterbacks in Provo that have earned unprecedented success in the market of college and professional football. Eleven BYU quarterbacks have earned at least an honorable mention All-America citation or Academic All-America honors.

Volumes have been written about BYU's passing game and great quarterback tradition. BYU quarterbacks have owned the NCAA record books and have won the Sammy Baugh trophy seven times and the Davey O'Brien four times. BYU's quarterback factory has also produced a Heisman Trophy winner in Ty Detmer

and many other Heisman Trophy candidates. Quarterbacks Gifford Nielsen, Marc Wilson, Jim McMahon, Steve Young and Ty Detmer have been inducted into the College Football Hall of Fame.

On seven different occasions, BYU quarterbacks have finished as the NCAA total offense leaders. Three of the top-15 career passing efficiency leaders are from BYU. In the 29 years LaVell Edwards coached at BYU, the Cougars led the nation in passing eight times and finished in the top five 17 times.

When Edwards was named head coach at BYU in 1972, he realized he couldn't compete initially with the big schools for the big-time

athletes. So he installed a passing attack that would change the future of college football. The offense worked, and the Cougars began passing the competition. BYU became one of the first universities to use the forward pass consistently and effectively in a time when throwing the football was a mere alternative to running the ball.

The pass has been good to BYU. Prior to Edwards, the program had won a total of 171 games and had only 16 winning seasons since 1922. Since 1972, BYU is No. 8 in total wins with 382. BYU has won or tied for a conference championship 23 times, played in 34 bowl games and won the national championship in 1984.



VIRGIL CARTER

Carter led the NCAA in touchdown passes and total offense in 1966. He set an NCAA record in 1966 with 599 yards of total offense at UTEP. He was an Academic All-American and finished 11th in the 1966 Heisman voting.



GARY SHEIDE

Sheide won the Sammy Baugh trophy in 1974 and was second in the NCAA in passing in both 1973 and 1974. He was the 1974 WAC Offensive Player of the Year and finished eighth in the 1974 Heisman ballot while earning All-American Honorable Mention from UPI.



GIFFORD NIELSEN

A first-team All-American in 1976, Nielsen led the NCAA in TD passes and passing yards and was second in total offense in 1976. He finished sixth in the 1976 Heisman voting and was inducted into the College Football Hall of Fame in 1994.



MARC WILSON

Wilson won the Sammy Baugh in 1979 along with being named a Consensus All-American and third in the Heisman Trophy vote. He led the nation in total offense and set 19 NCAA records in his career. He was a first-round draft pick of the Oakland Raiders (15th overall) and was inducted into the College Football Hall of Fame in 1996.



JIM MCMAHON

McMahon won the Davey O'Brien, Sammy Baugh and was named a Consensus All-American in 1981. He set 75 NCAA records in his career and led the NCAA in total offense and passing in both 1980 and 1981. McMahon finished third (1981) and fifth (1980) in the Heisman voting. He went on to be a first round pick of the Chicago Bears in 1982 and quarterbacked them to a Super Bowl win in 1986 and got another ring with Green Bay in 1996 as a backup, playing in the NFL for 16 years. He was inducted into the College Football Hall of Fame in 1998.



STEVE YOUNG

Young also won both the Davey O'Brien and the Sammy Baugh in 1983 along with earning Consensus All-American status. He led the NCAA in total offense, passing and pass efficiency in 1983 and was the runner-up for the Heisman Trophy. He set 15 NCAA records in his career. Young played 14 years in the NFL and won the NFL MVP in both 1992 and 1994. He set the NFL single-season passer rating record with 112.8 in 1994 and won a Super Bowl with San Francisco the same year, earning MVP honors with six touchdown passes in the game. He was inducted into the College Football Hall of Fame in 2001.

ROBBIE BOSCO

Bosco led the Cougars to the 1984 National Championship and won the Sammy Baugh Trophy that season. He was a second-team All-American and runner-up for the Davey O'Brien while finishing third for the Heisman in both 1984 and 1985. He led the NCAA in total offense in 1984 and was drafted by Green Bay 1985. He has since coached at BYU and currently serves in an administrative role in the athletic department.



TY DETMER

Detmer won the Heisman Trophy in 1990 and was a two-time Davey O'Brien winner and Maxwell Award recipient. He set 63 NCAA records and was a two-time Consensus All-American. He is BYU's career leader with 15,031 passing yards and ranks No. 5 in NCAA history.

He led the NCAA in passing yards in 1990 and total offense in 1991. He played 14 years in the NFL and was inducted into the College Football Hall of Fame in 2012. He returned to BYU as the offensive coordinator and quarterbacks coach in 2016-2017.



STEVE SARKISIAN

In two seasons at BYU, Sarkisian won the Sammy Baugh Trophy, earned second-team All-America honors and led the nation in passing efficiency in 1996. He was named the 1996 WAC Offensive Player of the Year and led BYU to an NCAA-record 14 victories in 1996, including a win in the Cotton Bowl over Kansas State. He has been a head coach at Washington and USC.



JOHN BECK

Beck was named a second team All-American in 2006 and was named the MWC Offensive Player of the Year.

He was a finalist for the Johnny Unitas award and semi-finalist for the Davey O'Brien. His 11,021 career passing yards ranks No. 3 at BYU. He was drafted in the second round of the 2007 NFL Draft by the Miami Dolphins and played six years in the NFL.



MAX HALL

Hall won more games at BYU than any other starting quarterback, with 32 victories. He was a two-time honorable mention All-American and a three-time All-MWC player. He is second in BYU history in passing yards, touchdowns, completions and total offense in his three seasons. He played in six games for the Arizona Cardinals in 2010 after signing as a free agent. He won his first career NFL start.



3,000 PASSING YARDS

Passing for 3,000 yards has been a benchmark in college football since BYU was one of the early pioneers engineering an effective air attack. Since 1976, 13 different individual BYU quarterbacks have accomplished the feat 23 times. As a team, BYU has passed for at least 3,000 yards in 32 of the past 40 seasons, including 14 seasons with at least 4,000 yards and one season in 1990 with over 5,000 yards.



5,188

5,000 CLUB

Ty Detmer

1990



4,571

Jim McMahon

1980

4,560

Ty Detmer

1989

4,273

Robbie Bosco

1985

4,031

Ty Detmer

1991

4,027

Steve Sarkisian

1996



3,957

Max Hall

2008

3,902

Steve Young

1983



3,885

John Beck

2006

3,875

Robbie Bosco

1984

3,848

Max Hall

2007

3,727

John Walsh

1993



3,720

Marc Wilson

1979

3,712

John Walsh

1994

3,709

John Beck

2005



3,560

Max Hall

2009

3,555

Jim McMahon

1981

3,554

Kevin Feterik

1999

3,542

Brandon Doman

2001

3,437

Steve Sarkisian

1995



3,401

Gifford Nielsen

1976

3,377

Tanner Mangum

2015

3,100

Steve Young

1982

4,000 CLUB


3,000 CLUB





1990 HEISMAN TROPHY WINNER

TY DETMER



On December 1, 1990, Ty Detmer and his teammates gathered pool-side at the Princess Kaiulani Hotel just hours prior to kickoff with Hawai'i. Via satellite hookup with national TV, Detmer and the BYU faithful waited patiently and listened as Downtown Athletic Club President C. Peter Lambos announced, "Ty Detmer, Ty Detmer of BYU," — soon Ty was doused in the pool.

Detmer, a junior, became the first collegian from the Rockies to win the Heisman Trophy. Named in honor of John Heisman, the coveted 25-pound honor has been awarded annually to the outstanding college football player of the year since 1935.

A 28-21 upset over No. 1-ranked Miami in Provo vaulted Detmer to the forefront in the Heisman race his junior season. Combined with a massive public relations "necktie" campaign for Ty, the 6-foot, 175-pound, gunslinger from San Antonio, Texas, guided BYU to a Holiday Bowl berth that season and a 10-3 record with 41 touchdowns and 5,188 yards passing.

Detmer polled 1,482 points to beat out Notre Dame's Raghib "Rocket" Ismail at 1,177 and finished first in all six regions. Detmer finished third in the Heisman balloting in 1991.

"Winning the Heisman was a great honor," said Detmer. "There have been a lot of great players, like my teammates and previous BYU quarterbacks, that contributed to it. They opened the door. It shows the strength of the program at BYU."

Detmer's portrait hangs alongside other recipients on the third floor of the DAC of New York City. The trophy is on display in the lobby of Legacy Hall, located in the Student Athlete Building.



1979 - 3RD PLACE
MARC WILSON



1981 - 3RD PLACE
JIM MCMAHON




1983 - RUNNER UP
STEVE YOUNG



1984, 1985 - 3RD PLACE
ROBBIE BOSCO

BYU has had a player finish in the top 10 of Heisman voting in 12 seasons and a finalist seven times. Marc Wilson, Jim McMahon, Steve Young and Robbie Bosco (twice) all earned recognition in the top three of vote getters, along with Detmer's win in 1990 and third-place finish in 1991.





7 SAMMY BAUGH WINNERS

The Sammy Baugh Trophy is awarded to the nation's top passer by the Touchdown Club of Columbus each year since 1959. The award is named after College and Pro Football Hall of Famer Samuel "Slingin' Sammy" Baugh. He was a two-time All-American at TCU and went on to play with the Washington Redskins from 1937-1952. He was a six-time All-Pro selection and NFL Player of the Year in 1947 and 1948. Baugh is credited for making the forward pass an integral part of offensive play in the NFL.

BYU has produced a record seven Sammy Baugh winners including Gary Sheide, Marc Wilson, Jim McMahon, Steve Young, Robbie Bosco, Ty Detmer and Steve Sarkisian. No other school has more than four winners, trailing BYU's seven awards.



1974 - GARY SHEIDE

181 comp 300 att
2,174 yards, 23 TD



1979 - MARC WILSON

250 comp 427 att
3,720 yards, 29 TD



1981 - JIM MCMAHON

278 comp 423 att
3,555 yards, 30 TD



1983 - STEVE YOUNG

306 comp 429 att
3,902 yards, 33 TD



1984 - ROBBIE BOSCO

283 comp 458 att
3,875 yards, 33 TD



1991 - TY DETMER

249 comp 403 att
4,031 yards, 35 TD



1996 - STEVE SARKISIAN

278 comp 404 att
4,027 yards, 33 TD



In 1981, the Davey O'Brien Educational and Charitable Trust of Fort Worth, Texas, named Jim McMahon the first recipient of the annual Davey O'Brien National Quarterback Award — honoring the nation's best quarterback, after previously honoring any position player beginning in 1977. BYU quarterbacks have won the Davey O'Brien Award four times — more than any other school. In addition to winners McMahon (1981), Steve Young (1983) and Ty Detmer (1990 & '91), Robbie Bosco finished runner-up in 1984 and Steve Sarkisian finished third in 1996.

1981 JIM MCMAHON

Jim McMahon won the Davey O'Brien Award in its first year as a quarterback-specific award. McMahon's senior season in 1981 capped of his historic career with another 3,555 yards and 30 touchdown passes. He was named to five All-America teams and was the WAC Player of the Year after leading BYU to a WAC Championship.



1983 STEVE YOUNG

Steve Young put together a senior season of 3,902 passing yards, 33 touchdowns to go along with a running attack of 444 yards and another eight scores. He led BYU to an 11-1 record, winning another WAC title and leading the Cougars to a 21-17 win in the Holiday Bowl over Missouri after catching the game-winning touchdown on a halfback pass.



1990 TY DETMER

Ty Detmer's 1990 season was one of the best by a quarterback in not just BYU history, but in all of college football. The junior threw for 5,188 yards and 41 touchdowns in 12 regular season games while setting 42 NCAA records and tying five more. Detmer's Davey O'Brien was added to his hardware collection in 1990 consisting of the Maxwell Award and Heisman Trophy.



1991 TY DETMER

Detmer followed up his historic junior campaign with another stellar season as a senior. He threw for 4,031 yards and 35 touchdowns en route to another Davey O'Brien Award and the Sammy Baugh Trophy. He finished third in the Heisman voting and was named a Consensus All-American for the second consecutive year. The Cougars also clinched a third-straight WAC title behind Detmer's arm.





Each year the Maxwell Football Club presents the Maxwell Award for the College Player of the Year. Dating back to 1937, this award is presented in honor of Robert W. (Tiny) Maxwell, legendary college player, official and sports columnist. Voters for the Maxwell College Awards are NCAA Head College Football Coaches, members of the Maxwell Football Club & sportswriters and sportscasters from across the country. Quarterback Ty Detmer took home the Maxwell Award as college football's best player in 1990. Detmer won the Heisman and Davey O'Brien the same year. The Maxwell Award voting - by college coaches, the media and members of the Maxwell Football Club - had the same order of finish as the Heisman. Detmer had 1,993 points; followed by Raghib "Rocket" Ismail of Notre Dame with 1,385; Eric Bieniemy of Colorado with 747 and Shawn Moore of Virginia with 431.

15,031
PASSING YARDS

5,188
PASSING YARDS IN 1990

3-4000
THREE SEASONS OF OVER 4,000
PASSING YARDS

121
PASSING TOUCHDOWNS

63
NCAA RECORDS

41
TOUCHDOWNS IN 1990

2
TWO TIME ALL-AMERICAN (1990-91)



1986

JASON BUCK

Jason Buck, a 6-6, 270-pound senior from St. Anthony, Idaho, started out as a quarterback and linebacker at Ricks College before coming to BYU in 1985 as a defensive lineman. Buck led the 1986 Cougars with 218.5 defensive points and registered 26 unassisted tackles, 33 assisted tackles, 13 tackles for losses, 17 quarterback hurries and 12.5 sacks.

Buck rode a publicity campaign of "One Buck" dollar bills in leading BYU to an 8-5 record and a berth in the Freedom Bowl in 1986.

"For me it was just a thrill to be on the field every Saturday at BYU," said Buck. "To win the Outland Trophy was a dream come true."



The Outland Trophy has been awarded annually by the Football Writers Association of America since 1946 to the nation's most outstanding interior lineman. It is named after the late John Outland, an All-America lineman at Pennsylvania in the late 1800s. It is the third oldest player award in major-college football behind the Heisman Trophy and Maxwell Award.

1989

MOHAMMED ELEWONIBI

Mohammed Elewonibi, a 6-5, 290-pound, senior from British Columbia, Canada, spent his childhood in his native Nigeria and didn't play football until after high school at Snow Junior College. "Mount Mohammed" led BYU to a 10-3 record, a berth in the Holiday Bowl in 1989 and graded out four times with perfect pass protection as a senior. The Outland Trophy honors the outstanding interior lineman in the nation and was first presented in 1946 by the Football Writers Association of America.



LUKE STALEY

CONSENSUS ALL-AMERICAN • DOAK WALKER AWARD WINNER

BYU running back Luke Staley was named the winner of the 2001 Doak Walker Award. The annual award, which is presented at the ESPN Home Depot College Football Awards Show, is given to college football's top running back.



"This is a great honor," Staley said. "I can't express how grateful I am for my family, my teammates, my coach - everyone who made this possible."

In addition to winning the Doak Walker Award, Staley was also named a first-team member of the prestigious Walter Camp Foundation All-America Team. Staley was the first BYU consensus All-American since Ty Detmer was twice selected in 1990 and 1991. In addition to the Walter Camp Foundation All-America team, Staley was named a first-team All-American by the American Football Coaches Association, Football Writers Association of America, the Associated Press, The Sporting News, Football News and CNNI—just to name a few.

"We're very proud of Luke and all his accomplishments," BYU head coach Gary Crowton said. "Since we started this season back in

August, we have been telling these guys to work hard, stay focused and great things will happen. This award, although presented to Luke, is a tribute to the hard work and commitment each and every player and coach has made this season. Luke is probably one of the best examples we have had, in terms of working hard and staying focused. This is a great tribute for a great athlete, a great teammate and a great young man. We couldn't be more proud of him."

Staley, from Tualatin, Oregon, led the nation in scoring (15.5 p/game), yards per carry (8.1 y/carry) and finished the 2001 season ranked third in the nation in rushing, averaging 143.8 yards per game. He helped pace the Cougars to a 12-2 record on the season, scoring a BYU single-season record 28 touchdowns. Staley also racked up a BYU single-season record 1,582 yards rushing on the season.

1,582

RUSHING YARDS IN 2001
- BYU SINGLE-SEASON RECORD

143.8

RUSHING YARDS PER GAME IN 2001
- BYU SINGLE-SEASON RECORD

48

CAREER TOUCHDOWNS
- BYU RECORD

41

CAREER RUSHING TOUCHDOWNS
- BYU RECORD

28

TOTAL TOUCHDOWNS IN 2001
- BYU SINGLE-SEASON RECORD

24

RUSHING TOUCHDOWNS IN 2001
- BYU SINGLE-SEASON RECORD

8.1

YARDS PER CARRY TO LEAD THE NATION IN 2001
-BYU SINGLE-SEASON RECORD




The Polynesian Islands have become a hotbed for recruiting in recent years, but BYU has been one of the pioneers in bringing these players from Tonga, Samoa, the Hawaiian Islands and all of Polynesia to the forefront of college football since the early 1950s.

Harry Bray of Hilo, Hawai'i, transferred from Weber College to play for the Cougars in 1951, becoming the first Polynesian to play for the Cougars. Other Pacific Islanders who followed included: Famika Anae (1954-55), John Kapele (1957-59), John Kawaa (1962-1963), John Lupoi (1967-1969) and Henry Nawahine (1964-1965). Some of BYU's most celebrated and decorated players have come from the Pacific islands, including All-Americans, national record holders and players who have gone on to compete in the NFL. BYU's former and current football staff also boast a Polynesian tradition.

Kalani Sitake was named BYU's 14th head coach on Dec. 19, 2015, becoming the first Tongan head football coach in the NCAA. Sitake was raised in Laie, Hawaii, and later moved to the mainland. His staff includes Polynesians Ilaisa Tuiaki, Fesi Sitake, Nu'u Tafisi, Alema Fitisemanu, Jack Damuni, Jasen Ah You, Manase Tonga, Vince Feula and Harvey Unga.

Since 1951, hundreds of Polynesian players have suited up for BYU. The Cougars' Polynesian players have come from all over the Pacific including Hawaii, Tonga, Samoa and Fiji. Some of the most notable players include Vai Sikahema, the NCAA's career leader in punt returns, All-American and NFL veteran tight end Itula Mili and BYU's No. 2 career rusher, Harvey Unga. Many former BYU Polynesian have gone on to play in the NFL.

Of the hundreds of Polynesian players, several rank among the top statistical leaders in BYU history. Two of the top-10 career rushers are Polynesian. Two of the top-10 leaders in career receiving yards are also Polynesian. Since 1982, 11 of BYU's season rushing leaders have been Pacific Islanders.



Current head coach Kalani Sitake (center) with teammates Tevita Ofahengaue (left) and Setema Gali, Jr. (right) on senior night back in 2000 at LaVell Edwards Stadium.

BYU's tight ends have earned unprecedented success as a featured position in the offense for decades. Most recently, Matt Bushman led all freshman tight ends in college football in 2017 with 49 receptions, 520 yards and three touchdowns to earn Freshman All-America status. The All-America candidate also led the team as a sophomore in receiving yards in 2018.

Over the years, Cougar football has emerged as the home of some of the best pass-catching tight ends in NCAA history. Starting with "Miracle Bowl" hero Clay Brown in 1980, nine BYU tight ends have earned All-America recognition. Since 1976, 12 Cougar tight ends have received 20 first-team All-Conference citations. Gordon Hudson, a two-time consensus All-American was inducted into the College Football Hall of Fame. Five former Cougars helped lead their teams to the Super Bowl—Doug Jolley with the Oakland Raiders in 2003, Chad Lewis with the Philadelphia Eagles in 2005, Itula Mili with the Seattle Seahawks in 2006, Gabriel Reid with the Chicago Bears in 2007 and Dennis Pitta with the Baltimore Ravens in 2013.

Two former BYU Cougars, Todd Christensen and Chad Lewis, have been named to several Pro Bowl teams during their successful professional careers as tight ends. A BYU tight end was named first-team all-conference (Jonny Harline in 2005 and 2006 and Dennis Pitta in 2007, 2008 and 2009) in five-straight years. In 2009, BYU became the first team in MWC history to sweep the tight end honors as Andrew George earned All-MWC Second Team accolades while Pitta was a consensus All-American.

ALL-AMERICAN TE

Clay Brown	1980
Gordon Hudson*	1982
Gordon Hudson*	1983
David Mills	1984
Trevor Molini	1985
Chris Smith	1989
Chris Smith	1990
Byron Rex	1992
Chad Lewis ^	1996
Itula Mili	1996
Jonny Harline	2006
Dennis Pitta	2008
Dennis Pitta*	2009
Matt Bushman#	2017

*consensus ^academic #freshman

FIRST TEAM

ALL-CONFERENCE TE

Brian Billick	1976
Clay Brown	1979
Clay Brown	1980
Gordon Hudson	1982
Gordon Hudson	1983
David Mills	1984
Trevor Molini	1985
Chris Smith	1989
Chris Smith	1990
Byron Rex	1991
Byron Rex	1992
Chad Lewis	1995
Chad Lewis	1996
Itula Mili	1996
Doug Jolley	2001
Jonny Harline	2005
Jonny Harline	2006
Dennis Pitta	2007
Dennis Pitta	2008
Dennis Pitta	2009



CLAY BROWN



GORDON HUDSON



DAVID MILLS



TREVOR MOLINI



CHRIS SMITH



BYRON REX



CHAD LEWIS



ITULA MILI



JONNY HARLINE



DENNIS PITTA



MATT BUSHMAN



Founded in 1951 by the National Football Foundation, the College Football Hall of Fame immortalizes the greatest of the amateur gridiron. 5.1 million people have coached or played the game and less than 1,300 are inductees in the Hall. This makes the College Football Hall of Fame an extremely selective group of individuals. In other words, about two ten-thousandths of one percent (.0002) of the individuals who have played the game have been deemed worthy of this distinction.

BYU has produced seven Hall of Fame members, including six players and head coach LaVell Edwards.

Founded in 1947, The National Football Foundation & College Hall of Fame inducted its first class of inductees in 1951. The first class featured 32 players and 19 coaches, including Illinois' Red Grange, Notre Dame's Knute Rockne, Amos Alonzo Stagg and Carlisle's Jim Thorpe.

More than 300 schools are represented with at least one College Football Hall of Famer.

The new College Football Hall of Fame, which opened on Aug. 23, 2014, is a 94,256-square-foot attraction located in the heart of Atlanta's sports, entertainment and tourism district.



GIFFORD NIELSEN QUARTERBACK: 1975-77 INDUCTED: 1994

Nicknamed the "Mormon Rifle," Gifford Nielsen became BYU's first Hall of Fame inductee in 1994. His prolific passing career began when he came off the bench in the third game of his sophomore season to lead the Cougars to a 16-15 come-from-behind win over New Mexico by completing 10 of 12 passes. As a junior in 1976, Nielsen really made fans sit up and notice. He passed for 3,192 yards and 29 touchdowns, set 13 WAC records and made All-America. The next season promised even more. He threw five touchdown passes against New Mexico, six against Utah State and was twice named Player of the Week. For the first time, a BYU football team was nationally ranked. "It was like a little dream world," said Nielsen, a product of Provo High School. "The numbers were just mind-boggling. Everything you could ever dream of as a kid in Provo, Utah, was in the palm of my hand." On Oct. 8, 1977, his season and college career ended when he suffered a serious injury. Over three years Nielsen averaged an astounding 243 yards passing per game. Nielsen played six years with the Houston Oilers and was the last quarterback to lead the Oilers to the AFC finals. He and his wife Wendy have six children.

MARC WILSON QUARTERBACK: 1976-79 INDUCTED: 1996

One of the most celebrated quarterbacks in Cougar history, Marc Wilson earned consensus All-America honors in 1979 and was inducted into the Hall of Fame on Dec. 10, 1996. In Wilson's first game as a starter, he was 15 of 25 for 332 yards with seven touchdowns in a 63-17 triumph over Colorado State and was consequently named Sports Illustrated's Offensive Player of the Week. In Wilson's career at BYU, he set 15 NCAA records. The 6-5, 204-pound quarterback ranked fourth in the nation in passing efficiency with a 147.1 rating in 1979. That same year, Wilson finished third in the Heisman balloting, led his team to an undefeated regular season and was named the Holiday Bowl's Offensive MVP. A true student-athlete, Wilson was the recipient of the NCAA Top Five Award and its post-graduate scholarship. A first round draft pick of the Oakland Raiders, Wilson played eight seasons before finishing his career with the New England Patriots. He and his wife, Colleen have four children.

JIM MCMAHON QUARTERBACK: 1978-81 INDUCTED: 1998

McMahon set 75 NCAA records at BYU, was named a 1981 first team All-American by Kodak (Coaches), College & Pro Weekly, Associated Press, UPI, FWAA and second team NEA. In 1980 he earned first-team All-America from the FWAA. McMahon balloted third place for the Heisman Trophy in 1981 and fifth in 1980. In 1981, he won the Davey O'Brien Trophy, the Sammy Baugh Award, the Utah Sportsman of the Year and the NCAA Co-Offensive Player of the Year with Marcus Allen (Pigskin Club of Washington, D.C.). He led the NCAA in pass efficiency (155.0) and total offense (345.8) in 1981 as well as pass efficiency (176.9) and total offense (385.6) in 1980. He set 29 Western Athletic Conference records and was three-time WAC Player of the Year and first-team all-league. He broke 23 BYU records, was MVP of two Holiday Bowls and has been inducted to the Holiday Bowl Hall of Fame. McMahon passed for 9,536 yards, threw 84 touchdowns and completed 653 of 1,056 passes at BYU. McMahon played for the Chicago Bears from 1982-88 (1986 Super Bowl Champs, 1985 Pro QB of the Year, and Pro Bowl); San Diego Chargers in 1989; Philadelphia Eagles from 1990-92; Minnesota Vikings in 1993; Arizona Cardinals in 1994; and Green Bay Packers from 1995-96 (1997 Super Bowl Champions).

LAVELL EDWARDS

HEAD COACH: 1972-2000 INDUCTED: 2004

A coaching icon whose success and longevity are paralleled by few, Edwards guided BYU to heights never before reached in the program's history. Edwards posted a record of 257-101-3 (.716) over a span of 29 seasons at BYU. From 1972 until his retirement following the 2000 season, Edwards roamed the sidelines at BYU – a tenure that ranks fifth all-time among coaches at one school. In 20 of those 29 seasons, the Cougars claimed the league title. Guiding BYU to 22 bowl game appearances, including a streak of 17-straight bowl appearances, Edwards reached the pinnacle of coaching success in 1984 by winning the National Championship. His 257 wins rank him seventh in NCAA Division I-A history. At the helm, Edwards coached one Heisman Trophy winner, two Outland Trophy recipients, four Davey O'Brien award winners and 32 All-Americans – not to mention countless players who went on to professional careers in the NFL. He was named NCAA District 8 Coach of the Year eight times, the Bobby Dodd National Coach of the Year in 1979 and AFCA National Coach of the Year in 1984. Named the State of Utah's Coach of the Century, Edwards is a member of the State of Utah Sports Hall of Fame. "A spectacular choice," Steve Young said. "When you think of the Hall of Fame, you think of longevity, excellence, leadership and quality. In my book, Hall of Fame and LaVell Edwards go hand in hand. He is definitely a worthy recipient of this honor."



STEVE YOUNG

QUARTERBACK: 1975-77 INDUCTED: 2001

One of the greatest collegiate quarterbacks of all time, Young set 13 NCAA records. As a junior, he averaged 318.8 yards per game of total offense, earning All-Western Athletic Conference recognition and Conference Player of the Year honors. In his senior season, he repeated as a first-team All-WAC selection, completed 306 of 429 pass attempts for an impressive .713 percentage and led BYU to its second-straight Holiday Bowl. His .713 completion percentage, 3,902 yards passing, 4,346 yards of total offense and 33 touchdowns all led the nation. He completed 592 of 907 attempts for a .653 average, threw for 7,733 yards and 56 touchdowns and had 8,817 yards of total offense in only 31 games. A unanimous All-American and academic All-WAC selection, Young was the runner-up for the Heisman Trophy and received a National Football Foundation and College Football Hall of Fame Scholar-Athlete Award in recognition for his excellence on the field, in the classroom and in the community. Young retired after 15 seasons in the NFL, where he earned two MVP awards, seven trips to the Pro Bowl and led the San Francisco 49ers to win the Super Bowl in 1995, earning MVP honors.



GORDON HUDSON

TIGHT END: 1980-83 INDUCTED: 2009

Hudson is the first non-quarterback to represent BYU as a player in the Hall. A consensus All-America First Team pick in 1982 and 1983, Hudson is still the NCAA FBS record holder for most passes caught per game by a tight end (5.4) in a career, most career yards per game by a tight end (75.3) and most yards in a single game by a tight end (259). Hudson helped BYU win four conference championships (WAC) and earn four Holiday Bowl invitations during his career from 1980-83. He totaled 2,484 receiving yards and 22 touchdowns during his All-American career.



TY DETMER

QUARTERBACK: 1988-91 INDUCTED: 2012

BYU's only Heisman Trophy Winner, Detmer is BYU's seventh inductee into the Hall of Fame. Detmer also won the Maxwell Award, two Davey O'Brien Awards and set 63 NCAA records in his tenure. Twice named a consensus All-American, Detmer won national player of the year awards from organizations such as UPI, CBS, Scripps Howard and the U.S. Sports Academy. His 15,031 career passing yards and 121 touchdowns were NCAA bests at the time, and the gunslinger still holds three records. A three-time first team All-WAC performer, Detmer led College Football Hall of Fame coach LaVell Edwards' teams to three conference titles, four bowl games, three AP Top-25 finishes and a 28-21 win over top-ranked and defending national champion Miami on Sept. 8, 1990. The NCAA Today's Top VI Award recipient was a ninth round selection of the 1992 NFL Draft by the Green Bay Packers and played 14 seasons in the NFL. A 2000 inductee of the BYU Athletics Hall of Fame, Detmer returned to BYU as the offensive coordinator and quarterbacks coach in 2016-2017.



Players included below make up BYU's 76 All-Americans by being named to the first team, second team or third team by major news outlets or award organizations. Honorees who were named to freshman or sophomore teams are also pictured and listed below. See page 100 for a list of each player's All-American awards.

BYU'S CONSENSUS ALL-AMERICANS

Marc Wilson QB 1979
Nick Eyre OL 1980
Jim McMahon QB 1981

Gordon Hudson TE 1982
Gordon Hudson TE 1983
Steve Young QB 1983
Jason Buck DL 1986
Mo Elewonibi OL 1989

Chris Smith TE 1990
Ty Detmer QB 1990
Ty Detmer QB 1991
Luke Staley RB 2001
Dennis Pitta TE 2009



Jessie Wilson, HB
1934




Vaughn Lloyd, OL
1939




Lonnie Dennis, OL
1959



Eldon Fortie, QB
1961, '62



Phil Odle, WR
1967



Gordon Gravelle, OL
1971



Pete Van Valkenburg, RB
1972




Jay Miller, WR
1973



Wayne Baker, DL
1974



Orrin Olsen, OL
1975




Brad Oates, OL
1975



Gifford Nielsen, QB
1976



Marc Wilson, QB
1978, '79



Jason Coloma, DB
1978



Rod Wood, RB
1978



Tom Bell, OG
1979



Jim McMahon, QB
1980, '81



Nick Eyre, OT
1980



Clay Brown, TE
1980



Bart Oates, OL
1982



Gordon Hudson, TE
1982, '83



Steve Young, QB
1983



David Mills, TE
1984



Kyle Morrell, DB
1984



Leon White, LB
1984



Robbie Bosco, QB
1984, '85




Trevor Matich, OL
1984



Trevor Molini, TE
1985



Mark Bellini, WR
1985



Jason Buck, DL
1985, '86



Shawn Knight, DT
1986



Pat Thompson, P
1988




Chris Smith, TE
1989, '90



Bob Davis, LB
1989



Mo Elewonibi, OG
1989



Ty Detmer, QB
1990, '91



Randy Brock, DT
1991, '92, '93



Eric Drage, WR
1992, '93



Derwin Gray, DB
1992



Shad Hansen, LB
1992



Evan Pilgrim, OG
1992, '94



Byron Rex, TE
1992



John Walsh, QB
1993



Todd Herget, LB
1993



Alan Boardman, P
1993



Mike Empey, OL
1993



Jamal Willis, RB
1993



John Raass, DT
1995



Stan Raass, LB
1995




Itula Mili, TE
1996



Steve Sarkisian, QB
1996



John Tait, OL
1996



Jaron Dabney, RB
1997



Dustin Johnson, TE
1997



Rob Morris, LB
1998, '99



Luke Staley, RB
1999, '01



Ryan Denney, DE
2001



Daniel Coats, TE
2003



Austin Collie, WR
2004, '08



Matt Payne, K
2004



Dallas Reynolds, OL
2005, '08



Johnny Harline, TE
2006



John Beck, QB
2006



Jake Kuresa, OL
2006



Jan Jorgensen, DL
2006



Harvey Unga, RB
2007



Rey Feinga, OL
2007



Dennis Pitta, TE
2008, '09



Matt Reynolds, OL
2008, '09



Braden Hansen, OL
2009



Riley Stephenson, P
2012



Kyle Van Noy, LB
2012, '13



Tejan Koroma, OL
2014, '17



Thomas Shoaf, OL
2016



Matt Bushman, TE
2017



James Empey, OL
2018



BYU-ALL-AMERICAN-HONORS

YEAR	NAME	LEVEL/ORGANIZATION
1934	Wilson, Jessie	All-America
1939	Vaughn, Lloyd	Third Team AP
1959	Dennis, Lonnie	Third Team Williamson
1961, 62	Fortie, Eldon	First Team NEA (61), Second Team UPI, AP, Williamson, Football News, Third Team AFCA (62)
1967	Odle, Phil	First Team Dell Sports
1971	Gravelle, Gordon	Second Team AP, UPI, Universal Sports
1972	Van Valkenburg, Pete	Second Team Universal Sports, Third Team AP
1973	Miller, Jay	First Team Universal Sports
1974	Baker, Wayne	Second Team NEA
1975	Olsen, Orrin	All-America Bowl
1975	Oates, Brad	Second Team AP
1976	Nielsen, Gifford	First Team Football Writers of America, Second Team UPI, AP
1978, 79	Wilson, Marc	Churchmen's (78), Consensus (79), AFCA, FWAA, UPI, AP, Walter Camp, Churchmen's (79)
1978	Coloma, Jason	Third Team AP
1978	Wood, Rod	Churchmen's
1979	Bell, Tom	Churchmen's
1980, 81	McMahon, Jim	First Team Kodak, College and Pro Football Weekly, Second Team AP, UPI (80), Consensus (81)
1980	Eyre, Nick	Consensus, First Team AFCA, AFWAA, Second Team UPI, Third Team AP
1980	Brown, Clay	Second Team UPI, Third Team AP
1982	Oates, Bart	Second Team
1982, 83	Hudson, Gordon	Consensus (82,83)
1983	Young, Steve	Consensus
1984	Mills, David	First Team Athlon
1984	Morrell, Kyle	First Team AP, Second Team Sporting News
1984	White, Leon	Second Team Sporting News
1984, 85	Bosco, Robbie	Second Team UPI, Third Team FB News, Sporting News, AP (84), Second Team Football News (85)
1984	Matich, Trevor	Third Team AP
1985	Molini, Trevor	Third Team Football News
1985	Bellini, Mark	Second Team UPI, Third Team AP
1985, 86	Buck, Jason	Third Team AP (85), Consensus (86)
1986	Knight, Shawn	Third Team AP
1988	Thompson, Pat	First Team Kodak, FWAA, Scripps-Howard, Second Team AP, UPI
1989, 90	Smith, Chris	First Team Sporting News (89), Third Team AP (89), Consensus (90)
1989	Davis, Bob	Third Team Football News, AP
1989	Elewonibi, Mo	Consensus
1990, 91	Detmer, Ty	Consensus (90, 91)
1991, 92, 93	Brock, Randy	First Team Freshman FB News (91), First Team Soph. FB News (92), Almost FB News (93)
1992, 93	Drage, Eric	Almost Football News (92,93)
1992	Gray, Detwin	Almost Football News (92)
1992	Hansen, Shad	Third Team Football News
1992, 94	Pilgrim, Evan	Second Team Sophomore Football News (92), Second Team AP (94)
1992	Rex, Byron	Second Team UPI, Almost Football News
1993	Walsh, John	First Team Sophomore Football News, Almost Football News
1993	Herget, Todd	Almost Football News
1993	Boardman, Alan	Freshman Football News, Almost Football News
1993	Empey, Mike	Almost Football News
1993	Willis, Jamal	Almost Football News
1995	Raass, John	First Team Successful Farming Magazine
1995	Raass, Stan	First Team Successful Farming Magazine
1996	Mili, Itula	First Team AFCA
1996	Sarkisian, Steve	Second Team Football News
1996	Tait, John	Freshman - The Sporting News
1997	Dabney, Jaron	Second Team Freshman The Sporting News
1997	Johnson, Dustin	Successful Farming Magazine
1998, 99	Morris, Rob	First Team FB News (98), Second Team Sporting News, AFCA, Third Team FB News (99)
1999, 01	Staley, Luke	Third Team Freshman Sporting News (99), Consensus (01)
2001	Denny, Ryan	Fourth Team Sporting News
2003	Coats, Daniel	Freshman - The Sporting News
2004, 08	Collie, Austin	2nd Team Freshman Sporting News (04), 2nd Team Rivals, SI.com, AP, Sporting News, CBSSports.com (08)
2004	Payne, Matt	First Team NCAA, AFCA, Sporting News, Second Team AP
2005, 08	Reynolds, Dallas	Second Team Rivals.com Fresh., Third Team Sporting News Fresh. (05) Third Team (08)
2006	Harline, Johnny	First Team Sporting News, CBSSports, FB News, SI.com, ESPN, Third Team AP
2006	Beck, John	Pro Football Weekly, College Football News, Second Team Sporting News
2006	Kuresa, Jake	Second Team College Football News
2006	Jorgensen, Jan	Third Team Freshman Sporting News
2007	Unga, Harvey	Second Team Freshman Rivals.com, Scout.com Freshman, Second Team Freshman The Sporting News
2007	Feinga, Rey	Second Team SI.com
2008, 09	Pitta, Dennis	Third Team Rivals.com (08), SI.com HM (08), Consensus (09) AP Second Team (09), SI.com Second Team (09) CBS Sports Second Team (09), Sporting News Second Team (09), Phil Steele Third Team (09), College Football News HM (08,09)
2008, 09	Reynolds, Matt	Freshman FWAA First Team, Rivals.com, CFB News, Sporting News, First Team CFB News Sophomore
2009	Hansen, Braden	First Team FWAA Freshman, First Team Phil Steele Freshman
2012	Stephenson, Riley	AP Second Team, SI.com Second Team, CBSSports.com Second Team, Phil Steele Third Team, College Sports Madness AP Third Team (12), CBSSports.com Second Team (12), College Sports Madness Third Team (12), Phil Steele Third Team (12,13), SI.com Honorable Mention (12,13) Walter Camp Second Team (13), Athlon Sports Third Team(13), CBSSports.com Third Team (13), Lindy's Sports Third Team (13)
2012, 13	Van Noy, Kyle	
2014, 17	Koroma, Tejan	FWAA Freshman, Phil Steele Freshman, 247Sports True-Freshman, ESPN True-Freshman, Sporting News True Freshman, Pro Football Focus Second Team (17)
2016	Shoaf, Thomas	FWAA Freshman
2017	Bushman, Matt	FWAA Freshman, USA Today Sports Freshman, 247 Sports Freshman, Chat Sports Freshman
2018	Empey, James	FWAA Freshman

With 30 different Academic All-Americans, BYU's reputation as a nationally renowned academic institution continues to grow. Since 1965, BYU's 30 Academic All-Americans have earned 36 Academic All-American citations.

VIRGIL CARTER	1965	CHUCK CUTLER	1987	BEN CAHOON	1997
CASEY BOYETTE	1966	CHUCK CUTLER	1988	JARED LEE	2000
VIRGIL CARTER	1966	TIM CLARK	1988	RYAN DENNEY	2001
PAUL EHLMANN	1966	FRED WHITTINGHAM	1989	NATHAN MEIKLE	2005
DAN TAYLOR	1972	ANDY BOYCE	1990	DAVID OSWALD	2008
DAN TAYLOR	1973	BRAD CLARK	1992	KELLEN FOWLER	2008
STEVE STRATTON	1973	BRUCE JENNE	1992	MATT BAUMAN	2008
STEVE MILLER	1976	ERIC DRAGE	1992	SCOTT JOHNSON	2009
SCOTT PHILLIPS	1980	ERIC DRAGE	1993	MATT BAUMAN	2009
DAN PLATER	1981	CORY COOK	1994	BRYAN KARIYA	2010
STEVE YOUNG	1983	ALAN BOARDMAN	1994		
MARV ALLEN	1984	ALAN BOARDMAN	1996		
TY MATTINGLY	1986	CHAD LEWIS	1996		



Virgil Carter, QB
1965, 66



Casey Boyette, WR
1966



Paul Ehrmann, OG
1966



Dan Taylor, TB
1972 & 73



Steve Stratton, FB
1973



Steve Miller, OG
1976



Scott Phillips, TB
1980



Dan Plater, WR
1981



Steve Young, QB
1983



Marv Allen, LB
1984



Ty Mattingly, DE
1986



Chuck Cutler, WR
1987, 88



Tim Clark, NT
1988



Fred Whittingham, FB
1989



Eric Drage, WR
1992, 93



Andy Boyce, WR
1990



Brad Clark, DB
1992



Bruce Jenne, DS
1992



Cory Cook, DB
1994



Alan Boardman, P
1994, 96



Chad Lewis, TE
1996



Ben Cahoon, WR
1997



Jared Lee, S
2000



Ryan Denney, DE
2001



Nathan Meikle, WR
2005



David Oswald, OL
2008



Kellen Fowler, DB
2008



Matt Bauman, LB
2008, 09



Scott Johnson, DB
2009



Bryan Kariya, RB
2010



FIRST TEAM ALL-CONFERENCE

--Since joining the WAC in 1962--



1962

Roger DuPaix, G
Eldon Fortie, HB

1965

Phil Odle, WR
Virgil Carter, QB
John Ogden, FB

1966

Phil Odle, WR
Grant Wilson, G
Virgil Carter, QB
John Ogden, FB

Curg Belcher, LB

Bobby Roberts, S

1967

Phil Odle, WR
Max Newberry, T
Bobby Roberts, S
Craig Bozich, LB

1969

Mel Olson, C
Jeff Slipp, DB
Chris Farasopoulos, DB/Returner

1970

Ken Serck, T
Gerald Meyer, DB
Chris Farasopoulos, DB/Returner

1971

Gordon Gravelle, OG
Joe Liljenquist, DE
Jeff Lyman, LB
Dan Hansen, S
Golden Richards, Returner

1972

Paul Howard, OG
P. Van Valkenburg, RB
Paul Linford, DT
Ron Tree, LB
Dave Atkinson, DB
Dan Hansen, S

1973

Jay Miller, WR
Paul Linford, DT

1974

Brad Oates, OT
Lloyd Fairbanks, OG
Orrin Olsen, C
Gary Sheide, QB
Keith Rivera, DE
Paul Linford, DT
Larry Carr, LB

1975

Brad Oates, OT
Jeff Blanc, RB
Sid Smith, LB
Gary Shaw, DB
Dana Wilgar, DB

1976

Brian Billick, TE
Dave Hubbard, OL
Gifford Nielsen, QB
Jeff Blanc, RB
Mekeli Ieremia, DE
Bill Rice, DL

Rod Wood, LB
Blake Murdock, LB
Dana Wilgar, DB

1977

Mike Chronister, WR
Keith Uperesa, OT
Lance Reynolds, OT
Todd Christensen, FB

Mekeli Ieremia, DE
Mark Bernsten, LB
Jason Coloma, DB

1978

Mike Chronister, WR
Tom Bell, OL
Al Gaspard, OL
Jim McMahon, QB
Mat Mendenhall, DL
Ross Varner, DL
Larry Miller, LB
Jason Coloma, DB

1979

Lloyd Jones, WR
Clay Brown, TE
Tom Bell, OL
Nick Eyre, OL
Danny Hansen, OL
Scott Nielson, OG
Marc Wilson, QB
Homer Jones, RB
Glen Titensor, DE
Glen Redd, LB
Gary Kama, LB
John Neal, DB
Bill Schoepflin, DB

1980

Jim McMahon, QB
Lloyd Jones, WR
Clay Brown, TE
Nick Eyre, OL
Calvin Close, OL
Glen Titensor, DL
Brad Anae, DL
Glen Redd, LB
Bill Schoepflin, DB
Mark Brady, DB
Clay Brown, P

1981

Jim McMahon, QB
Dan Plater, WR
Calvin Close, OL
Brad Anae, DE
Kyle Whittingham, LB

1982

Steve Young, QB
Gordon Hudson, TE
Bart Oates, C
Lloyd Eldredge, OG
Vince Stroth, OT
Chuck Ehin, NG
Mike Morgan, DT
Todd Shell, LB
Tom Holmoe, DB
Mike Mees, P

1983

Steve Young, QB
Gordon Hudson, TE
Todd Shell, LB
Casey Tiunulu, RB
Rex Burningham, OT
Brandon Flint, DE
Jon Young, DB

1984

Robbie Bosco, QB
Glen Kozlowski, WR
David Mills, TE
Marv Allen, LB
Trevor Match, C
Craig Garrick, OG
Kyle Morrell, DE
Jim Herrmann, DE

1985

Jason Buck, DT
Mark Bellini, WR
Trevor Molini, TE
Kurt Gouveia, LB
Lakei Heimuli, FB
Leon White, LB
Dave Wright, OT

1986

Jason Buck, DT
Shawn Knight, DT
Lakei Heimuli, RB
Mark Bellini, WR
Rodney Thomas, DB

1987

John Borgia, OG
Leonard Chitty, K
David Futrell, NG
Troy Long, DB
Thor Salanoa, LB

1988

Chuck Cutler, WR
Bob Davis, LB
Rodney Rice, DB
Pat Thompson, P
Brian White, OT

1989

Eric Bergeson, DB
Bob Davis, LB
Ty Detmer, QB
Mo Elewonibi, OL
Chris Smith, TE

1990

Matt Bellini, HB
Andy Boyce, WR
Ty Detmer, QB
Alema Fitisemanu, LB
Neal Fort, OT



Earl Kauffman, P
Rich Kaufusi, DT
Brian Mitchell, DB
Chris Smith, TE
Robert Stephens, C

1991

Rocky Biegel, LB
Ty Detmer, QB
Bryan May, OG
Byron Rex, TE

1992

Scott Brumfield, OL
Lenny Gomes, OL
Eric Drage, WR
Derwin Gray, DB
Shad Hansen, LB
Garry Pay, C
Byron Rex, TE

1993

Todd Herget, LB
Eric Drage, WR
Mike Empey, OL

1994

Randy Brock, DE
Evan Pilgrim, OL
Jamal Willis, HB

1995

Chad Lewis, TE
Larry Moore, OL
John Raass, DL
Shay Muirbrook, LB
Stan Raass, LB
James Dye, Returner

1996

Itula Mili, TE
Chad Lewis, TE
Larry Moore, OL
Steve Sarkisian, QB
Henry Bloomfield, DL
Shay Muirbrook, LB
Tim McTyer, DB
Omarr Morgan, DB
James Dye, Returner

1997

Omarr Morgan, DB
John Tait, OL

1998

John Tait, OL
Rob Morris, LB
Brian Gray, DB
Daren Yancey, DL

1999

Kevin Feterik, QB
Byron Frisch, DE
Brian Gray, DB
Margin Hooks, WR
Matt Johnson, OL
Rob Morris, LB

2000

Owen Pochman, K
Setema Gali, DE
Justin Ena, LB
Aaron Edmunds, P

2001

Luke Staley, RB
Brandon Doman, QB
Reno Mahe, WR
Doug Jolley, TE
Jason Scukanec, C
Ryan Denney, DE
Jernaro Gilford, DB
Justin Ena, LB

2002

Dustin Rykert, OL
Brady Poppinga, DL
Matt Payne, P

2003

Aaron Francisco, S
Brady Poppinga, DL
Matt Payne, P

2004

Todd Watkins, WR
Aaron Francisco, S
Brady Poppinga, DL
Matt Payne, P

2005

John Beck, QB
Curtis Brown, RB
Jonny Harline, TE

2006

John Beck, QB
Curtis Brown, RB
Jonny Harline, TE
Jake Kuresa, OL
Cameron Jensen, LB

2007

Max Hall, QB
Dennis Pitta, TE
Ray Feinga, OL
Dallas Reynolds, OL
Jan Jorgensen, DL
Bryan Kehl, LB

2008

Austin Collie, WR
Dennis Pitta, TE
Ray Feinga, OL
Dallas Reynolds, OL
Jan Jorgensen, DL

2009

Dennis Pitta, TE
Harvey Unga, RB
Matt Reynolds, OL
Jan Jorgensen, DL

2010

Matt Reynolds, OL
Andrew Rich, DB
Vic So'oto, DL

2011*

Riley Nelson, QB
Cody Hoffman, WR
Braden Hansen, OL
Matt Reynolds, OL
Kyle Van Noy, LB
Travis Uale, DB
Corby Eason, DB

2012*

Cody Hoffman, WR
Braden Brown, OL
Ezekiel Ansah, DL
Kyle Van Noy, LB
Riley Stephenson, P
JD Falslev, Returner

2013*

Jamaal Williams, RB
Michael Yeck, OL
Eathyn Manumaleuna, DL
Uani 'Unga, LB
Kyle Van Noy, LB
Daniel Sorensen, DB
Adam Hine, Returner

2014*

Mitch Mathews, WR
Jordan Leslie, WR
Tejan Koroma, OL
De'Ondre Wesley, OL
Bronson Kaufusi, DL
Robertson Daniel, DB
Skye PoVey, DB
Trevor Samson, K
Scott Arellano, P
Adam Hine, Returner

2015*

Tanner Mangum, QB
Algernon Brown, RB
Mitch Mathews, WR
Tejan Koroma, OL
Bronson Kaufusi, DL
Fred Warner, LB
Kai Nacua, DB
Michael Wadsworth, DB
Jonny Linehan, P

2016*

Jamaal Williams, RB
Tejan Koroma, OL
Sae Tautu, DL
Logan Taele, DL
Kai Nacua, DB
Jonny Linehan, P

2017*

Corbin Kaufusi, DL
Dayan Ghanwoloku, DB
Jonny Linehan, P
Michael Shelton, PR
Corbin Kaufusi, DL
Sione Takitaki, LB
Austin Hoyt, OL
Matt Bushman, TE

*All-Independent



INDEPENDENT (2011-PRESENT)

On September 1, 2010, BYU announced its football program would compete in the NCAA Football Bowl Subdivision as an independent beginning with the 2011 season. Since the university instituted a football program in 1922, BYU had been a member of five different conferences, including the Rocky Mountain (1922-37), Mountain States/Skyline (1938-61), Western Athletic (1962-98) and Mountain West (1999-2010). The Cougars claimed their first conference championship in program history in 1965, going 4-2 in the WAC under head coach Tom Hudspeeth and have won 23 conference championships the club's history. BYU won its next title, the first of 19 under legendary coach LaVell Edwards, in 1974. During its time in the MWC, the Cougars won four championships, including back-to-back undefeated conference seasons in 2006 and 2007.

MOUNTAIN WEST (1999-10)

- For the third time in program history, BYU chartered the creation of a new conference, this time joined by New Mexico, Utah, Air Force, Colorado St., San Diego State, UNLV and Wyoming. TCU joined in 2005.
- BYU football posted a 64-26 (.711) conference record in its 12 years in the conference.
- The Cougars' four MWC titles, 64 wins and 54 All-MWC First Team selections equal or surpass any MWC team since the league's inception.
- BYU won four MWC titles, including back-to-back championships in 2006-07. In three of its championship seasons, BYU went undefeated in conference play.

WESTERN ATHLETIC (1962-98)

- BYU was a charter member of the conference along with Arizona, Arizona State, New Mexico, Utah and Wyoming.
- The WAC eventually expanded to as many as 16 schools in 1996.
- BYU football posted a 187-69-2 (.729) conference record in its 37 years in the conference.
- While in the WAC, the Cougars won the 1984 National Championship, finishing 13-0.
- BYU won a total of 19 titles in the WAC, including its first-ever football championship in 1965 and 10-straight from 1976-85.
- BYU's 19 WAC titles, 187 conference wins and 199 All-WAC First Team selections are all still the most by far of any WAC team.

MOUNTAIN STATES/SKYLINE (1938-61)

- BYU was a charter member of the conference, leaving with Colorado, Colorado State, Denver, Utah, Utah State and Wyoming when the RMFAC was deemed too large. Montana and New Mexico joined in 1951.
- After Colorado left in 1947, the conference became popularly known as the Skyline Conference.
- Football posted a 41-75-12 (.367) conference record in its 24 years in the conference.
- The conference dissolved in early 1962 after BYU, Utah, Wyoming and New Mexico left to form the WAC.

ROCKY MOUNTAIN FACULTY ATHLETIC (1922-37)

- BYU joined the RMFAC in 1918 with football participation beginning four years later.
- BYU football posted a 46-52-4 (.471) conference record in its 16 years in the conference.
- When BYU joined, other RMFAC schools included Colorado, Colorado A&M (now Colorado State), Colorado College, Colorado School of Mines, Denver, Utah, Utah State and Montana State. Wyoming, Western St. and Colorado Teacher's College (now Northern Colorado) joined two years later.
- Known today as the Rocky Mountain Athletic Conference (RMAC), it is now a Division II conference with 14 members.





Ezekiel Ansah	Seattle Seahawks
Michael Davis	Los Angeles Chargers
John Denney	Miami Dolphins
Taysom Hill	New Orleans Saints
Bronson Kaufusi	New York Jets
Corbin Kaufusi	New Orleans Saints
Harvey Langi	New York Jets
Tomasi Laulile	New Orleans Saints
Kai Nacua	Carolina Panthers
Daniel Sorensen	Kansas City Chiefs
Sione Takitaki	Cleveland Browns
Kyle Van Noy	New England Patriots
Fred Warner	San Francisco 49ers
De'Ondre Wesley	Buffalo Bills
Jamaal Williams	Green Bay Packers

BYU currently has 15 players under NFL contract. Linebacker Sione Takitaki was the latest Cougar drafted, selected in the third round by the Cleveland Browns in 2019. John Denney is the longest tenured BYU player in the NFL, entering his 15th NFL season as the long-snapper for the Miami Dolphins. Only Dan Marino has played in more games in a Dolphins uniform. Former defensive end Ezekiel Ansah was drafted No. 5 overall in 2013 by the Detroit Lions and was named to the Pro Bowl in 2015. He led the NFC with 14.5 sacks in 2015 and in 2019 signed with the Seattle Seahawks. Linebacker Kyle Van Noy has helped the Patriots to two Super Bowl rings in his three years with the club.



New England Patriots linebacker Kyle Van Noy

**TOM HOLMOE****JOHN DENNEY****TAYSOM HILL****DANIEL SORENSEN**

BYU has had 142 players drafted by the NFL and another 189 undrafted players receive NFL opportunities. BYU has had 11 first round picks, the most recent being Ghana native Ezekiel Ansah, who was drafted No. 5 overall to the Detroit Lions in 2013. BYU's most recent draft pick was linebacker Sione Takitaki, going in the third round to the Cleveland Browns in the 2019 NFL Draft.

Punter Lee Johnson had the longest NFL career, spanning 18 seasons and six teams. He was a fifth-round draft pick by the Houston Oilers (1985-87). He went on to play for the Cleveland Browns (1987-1988), Cincinnati Bengals (1988-1998), New England Patriots (1999-2001), Minnesota Vikings (2001) and Philadelphia Eagles (2002). At the time of his retirement, his 51,979 punting yards were the third most in NFL history.

There have been 41 different Cougars in the Super Bowl, bringing home 41 total championship rings. Former defensive back and current, athletic director Tom Holmoe has the most with four rings, including three as a player and one as a coach, all with the 49ers.

From 1980-1992 the Cougars had at least one representative in the Super Bowl each year. Kyle Van Noy has won two of the last three Super Bowls with the New England Patriots.

John Denney is the longest tenured active BYU player in the NFL, heading into his 15th season with the Miami Dolphins. He was a free agent signee. With 224 games played, only Dan Marino has played in more games as a Dolphin. Denney is the NFL's current "Iron Man" leader with the most consecutive games played.

Steve Young is arguably BYU's best known NFL player, spending 15 seasons in the league, 13 with the 49ers. Young won Super Bowl XXIX 49-26 over the Chargers with a Super Bowl-record six touchdown passes, winning the game's MVP award. He was also the league's MVP in 1992 and 1994. In '94, he set an NFL-record 112.8 passer rating. He was inducted into the NFL Hall of Fame in 2005.

**LEE JOHNSON****JAMAAL WILLIAMS****STEVE YOUNG****EZEKIEL ANSAH**

BYU has had 41 Cougars in the Super Bowl, including current director of athletics Tom Holmoe and quarterback Steve Young who each won three rings playing for the San Francisco 49ers. Holmoe won an additional ring as a coach with 49ers after his playing career was over. Offensive lineman Bart Oates also has three Super Bowl rings, winning two with the New York Giants and one with the 49ers. Quarterback Jim McMahon led the Chicago Bears to a Super Bowl XX victory in 1986 and then won a second ring with the Green Bay Packers in 1997 at Super Bowl XXXI. Defensive linemen Brett Keisel and Chris Hoke both have a pair of rings while playing together for the Pittsburgh Steelers. Tight end Dennis Pitta won in 2013 with the Ravens. Pitta had four catches for 26 yards including a 1-yard touchdown reception in the Super Bowl XLVII win over the 49ers. Most recently, linebacker Kyle Van Noy has appeared in the last three Super Bowls, winning two with the New England Patriots. He started in the last two Super Bowls and contributed three tackles, a sack and a tackle for loss in the Patriots' Super Bowl LIII win.



COUGARS IN THE SUPER BOWL							SB	YEAR	PLAYER	POS	TEAM	W/L	SCORE
SB	YEAR	PLAYER	POS	TEAM	W/L	SCORE	XXIX	1995	Tim Hanshaw	G	San Francisco	W	49-26
IX	1975	Gordon Gravelle	T	Pittsburgh	W	16-6	XXIX	1995	Tom Holmoe	Coach	San Francisco	W	49-26
X	1976	Gordon Gravelle	T	Pittsburgh	W	21-17	XXXI	1997	Mike Holmgren	Coach	Green Bay	W	35-21
X	1976	Golden Richards	KR	Dallas	L	21-17	XXXI	1997	Jim McMahon	QB	Green Bay	W	35-21
XII	1978	Golden Richards	WR	Dallas	W	27-10	XXXI	1997	Andy Reid	Coach	Green Bay	W	35-21
XII	1978	Paul Howard	G	Denver	L	27-10	XXXII	1998	Mike Holmgren	Coach	Green Bay	L	31-24
XIV	1980	Gordon Gravelle	T	L.A. Rams	L	31-19	XXXII	1998	Andy Reid	Coach	Green Bay	L	31-24
XV	1981	Todd Christensen	TE	Oakl. Raiders	W	27-10	XXXIII	1999	Travis Hall	DE	Atlanta	L	34-19
XV	1981	Marc Wilson	QB	Oakl. Raiders	W	27-10	XXXV	2001	Brian Billick	Coach	Baltimore	W	34-7
XVI	1982	Bill Ring	RB	San Francisco	W	26-21	XXXVI	2002	Setema Gali	DE	New England	W	20-17
XVII	1983	Matt Mendenhall	DE	Washington	W	27-17	XXXVII	2003	Doug Jolley	TE	Oakland	L	48-21
XVIII	1984	Todd Christensen	TE	L.A. Raiders	W	38-9	XXXIX	2005	Reno Mahe	RB	Philadelphia	L	24-21
XVIII	1984	Marc Wilson	QB	L.A. Raiders	W	38-9	XXXIX	2005	Chad Lewis	TE	Philadelphia	L	24-21
XIX	1985	Tom Holmoe	DB	San Francisco	W	38-16	XXXIX	2005	Ifo Pili	DL	Philadelphia	L	24-21
XIX	1985	Bill Ring	RB	San Francisco	W	38-16	XXXIX	2005	Andy Reid	Coach	Philadelphia	L	24-21
XIX	1985	Todd Shell	LB	San Francisco	W	38-16	XL	2006	Brett Keisel	DE	Pittsburgh	W	21-10
XX	1986	Jim McMahon	QB	Chicago	W	46-10	XL	2006	Chris Hoke	DL	Pittsburgh	W	21-10
XX	1986	Trevor Matich	OL	New England	L	46-10	XL	2006	Shaun Nua	DE	Pittsburgh	W	21-10
XXI	1987	Bart Oates	C	NY Giants	W	39-20	XL	2006	Mike Holmgren	Coach	Seattle	L	21-10
XXII	1988	Kurt Gouveia	LB	Washington	W	42-10	XL	2006	Itula Mili	TE	Seattle	L	21-10
XXIII	1989	Jason Buck	DE	Cincinnati	L	20-16	XLI	2007	Rob Morris	LB	Indianapolis	W	29-17
XXIII	1989	Lee Johnson	P	Cincinnati	L	20-16	XLI	2007	John Tait	OL	Chicago	L	29-17
XXIII	1989	Leon White	LB	Cincinnati	L	20-16	XLI	2007	Gabe Reid	TE	Chicago	L	29-17
XXIII	1989	Tom Holmoe	DB	San Francisco	W	20-16	XLIII	2009	Aaron Francisco	DB	Arizona	L	27-23
XXIII	1989	Steve Young	QB	San Francisco	W	20-16	XLIII	2009	Kelly Poppinga	LB	Arizona	L	27-23
XXIII	1989	Todd Shell	DB	San Francisco	W	20-16	XLIII	2009	Chris Hoke	DL	Pittsburgh	W	27-23
XXIV	1990	Steve Young	QB	San Francisco	W	55-10	XLIII	2009	Brett Keisel	DE	Pittsburgh	W	27-23
XXIV	1990	Tom Holmoe	DB	San Francisco	W	55-10	XLIV	2010	Aaron Francisco	DB	Indianapolis	L	31-17
XXV	1991	Bart Oates	C	N.Y. Giants	W	20-19	XLV	2010	Austin Collie	WR	Indianapolis	L	31-17
XXVI	1992	Jason Buck	DE	Washington	W	37-24	XLV	2011	Chris Hoke	DL	Pittsburgh	L	31-25
XXVI	1992	Mo Elewonibi	OL	Washington	W	37-24	XLV	2011	Brett Keisel	DE	Pittsburgh	L	31-25
XXVI	1992	Kurt Gouveia	LB	Washington	W	37-24	XLVII	2013	Dennis Pitta	TE	Baltimore	W	34-21
XXIX	1995	Steve Young	QB	San Francisco	W	49-26	LI	2017	Kyle Van Noy	LB	New England	W	34-28/OT
XXIX	1995	Bart Oates	C	San Francisco	W	49-26	LII	2018	Kyle Van Noy	LB	New England	L	41-33
XXIX	1995	Jamal Willis	RB	San Francisco	W	49-26	LII	2019	Kyle Van Noy	LB	New England	W	13-3

PLAYER	YEAR	RND.	TEAM	PLAYER	YEAR	RND.	TEAM
Sione Takitaki, LB	2019	3	Cleveland Browns	Jason Buck, DE	1987	1/17	Cincinnati Bengals
Fred Warner, LB	2018	3	San Francisco 49ers	Mark Bellini, WR	1987	7	Indianapolis Colts
Jamaal Williams, RB	2017	4	Green Bay Packers	Lakei Heimuli, RB	1987	9	Chicago Bears
Bronson Kaufusi, DL	2016	3	Baltimore Ravens	Robbie Bosco, QB	1986	3	Green Bay Packers
Quinn Lawlor, OL	2015	6	Montreal Alouettes*	Leon White, LB	1986	5	Cincinnati Bengals
Kyle Van Noy, LB	2014	2	Detroit Lions	Kurt Gouveia, LB	1986	8	Washington Redskins
Ezekiel Ansah, DE	2013	1/5	Detroit Lions	C. Whittingham, LB	1986	9	Cincinnati Bengals
Harvey Unga, RB	2010	7 (s)	Chicago Bears	Vai Sikahema, RB	1986	10	St. Louis Cardinals
Dennis Pitta, TE	2010	4	Baltimore Ravens	Glen Kozlowski, WR	1986	11	Chicago Bears
Austin Collie, WR	2009	4	Indianapolis Colts	Jeff Sprowls, CB	1986	12	San Diego Chargers
Fui Vakapuna, RB	2009	7	Cincinnati Bengals	Trevor Matich, C	1985	1/28	New England Patriots
Bryan Kehl, LB	2008	4	New York Giants	Robert Anae, G	1985	3	NJ Generals^
John Beck, QB	2007	2	Miami Dolphins	Kyle Morrell, DB	1985	4	Minnesota Vikings
Todd Watkins, WR	2006	7	Arizona Cardinals	Lee Johnson, P/K	1985	5	Houston Oilers
Brady Poppinga, LB	2005	4	Green Bay Packers	Louis Wong, OT	1985	5	St. Louis Cardinals
Scott Young, OL	2005	5	Philadelphia Eagles	Jim Herrmann, DT	1985	7	Dallas Cowboys
Shaun Nua, DE	2005	7	Pittsburgh Steelers	Steve Young, QB	1984	1^, 1(s)	LA Express^/Tampa Bay
Colby Bockwoldt, LB	2004	7	New Orleans Saints	Todd Shell, LB	1984	1/24	San Francisco 49ers
Dustin Rykert, OL	2003	6	Oakland Raiders	Kirk Pendleton, WR	1984	11	San Francisco 49ers
Spencer Nead, TE	2003	7	New England Patriots	Eddie Stinnett, RB	1984	17	Philadelphia Stars^
Doug Jolley, TE	2002	2	Oakland Raiders	Gordon Hudson, TE	1984	8^, 1(s)	LA Express^/Seattle
Ryan Denney, DE	2002	2	Buffalo Bills	Greg Peterson, DB	1984		Calgary Stampede*
Brandon Doman, QB	2002	5	San Francisco 49ers	Casey Tiumalu, RB	1984	14	LA Express^
Luke Staley, RB	2002	7	Detroit Lions	Steve Harper, TE	1984	16	Jacksonville Bulls^
Brett Keisel, DE	2002	7	Pittsburgh Steelers	Brandon Flint, DT	1984	17	Pittsburgh Maulers^
Owen Pochman, K	2001	7	New England Patriots	Jon Young, DB	1984	19	Philadelphia Stars^
Tevita Ofahengaue, TE	2001	7	Arizona Cardinals	Neil Balholm, WR	1983	4	Denver Gold^
Rob Morris, LB	2000	1/28	Indianapolis Colts	Tom Holmoe, DE	1983	4	San Francisco 49ers
Byron Frisch, DL	2000	3	Tennessee Titans	Chuck Ehin, DE	1983	12	San Diego Chargers
Matt Johnson, OL	2000	5	Indianapolis Colts	Bart Oates, C	1983		Philadelphia Stars^
John Tait, OL	1999	1/14	Kansas City Chiefs	Scott Collie, WR	1983		Hamilton Tiger-Cats*
Daren Yancey, DL	1999	6	Oakland Raiders	Jim McMahon, QB	1982	1/5	Chicago Bears
Joe Wong, OL	1999	7	Miami Dolphins	Dan Plater, WR	1982	4	Denver Broncos
Eric Bateman, OL	1998	5	New York Jets	Steve Rogers, OT	1982		Denver Gold^
Dustin Johnson, FB	1998	6	New York Jets	Brad Anae, DE	1982		Houston Gamblers^
Jason Andersen, OL	1998	7	New England Patriots	K. Whittingham, LB	1982		Portland Storm^
Ben Cahoon, WR	1998	1	Montreal Alouettes*	Clay Brown, TE	1981	2	Denver Broncos
Harland Ah You, DL	1998	3	Calgary Stampede*	Glen Titensor, DT	1981	3	Dallas Cowboys
Itula Mili, TE	1997	6	Seattle Seahawks	Scott Phillips, RB	1981	4	Seattle Seahawks
Mike Ulufale, DL	1996	3	Dallas Cowboys	Nick Eyre, OT	1981	4	Houston Oilers
Evan Pilgrim, OL	1995	3	Chicago Bears	Glenn Redd, LB	1981	6	New Orleans Saints
Tim Hanshaw, OL	1995	4	San Francisco 49ers	Lloyd Jones, WR	1981	8	New York Jets
Travis Hall, DL	1995	6	Atlanta Falcons	Eric Lane, RB	1981	8	Seattle Seahawks
Eli Herring, OL	1995	6	Los Angeles Raiders	Marc Wilson, QB	1980	1/15	Oakland Raiders
John Walsh, QB	1995	7	Cincinnati Bengals	Mat Mendenhall, DT	1980	2	Washington Redskins
Derwin Gray, DB	1993	4	Indianapolis Colts	Tod Thompson, TE	1979	10	Pittsburgh Steelers
Ty Detmer, QB	1992	9	Green Bay Packers	Larry Miller, LB	1979	8	St. Louis Cardinals
Neal Fort, OT	1991	6	Los Angeles Rams	T. Christensen, FB	1978	2	Dallas Cowboys
Brian Mitchell, DB	1991	7	Atlanta Falcons	Gifford Nielsen, QB	1978	3	Houston Oilers
Andy Katoa, LB	1991	9	San Diego Chargers	Mekeli Ieremia, DE	1978	6	Chicago Bears
Chris Smith, TE	1991	11	Cincinnati Bengals	Lance Reynolds, OT	1978	9	Pittsburgh Steelers
Todd Herget, LB	1991	7	Edmonton Eskimos*	Dave Hubbard, OT	1977	5	New Orleans Saints
Mo Elewonibi, OL	1990	3	Washington Redskins	Bill Rice, DT	1977	8	New York Giants
John Hunter, OL	1989	3	Minnesota Vikings	Brian Billick, TE	1977	11	San Francisco 49ers
Rodney Rice, DB	1989	8	New England Patriots	Brad Oates, OT	1976	3	St. Louis Cardinals
Warren Wheat, OL	1989	8	Los Angeles Rams	Stan Varner, DE	1976	6	Atlanta Falcons
Rodney Thomas, DB	1988	5	Miami Dolphins	Orrin Olsen, C	1976	8	Kansas City Chiefs
David Futrell, NG	1988	12	New York Giants	Sid Smith, LB	1976	10	Tampa Bay Buccaneers
Steve Kaufusi, DL	1988	12	Philadelphia Eagles	Gary Shaw, DB	1976	17	Los Angeles Rams
Shawn Knight, DT	1987	1/11	New Orleans Saints	Gary Sheide, QB	1975	3	Cincinnati Bengals

*NFL ^USFL

PLAYER	YEAR	RND.	TEAM
Wayne Baker, DT	1975	3	San Francisco 49ers
Paul Linfoot, DT	1975	4	Baltimore Colts
Lloyd Fairbanks, OG	1975		Montreal Alouettes*
Dave Atkinson, DB	1974	10	Pittsburgh Steelers
Doug Richards, DB	1974	14	Dallas Cowboys
Golden Richards, WR	1973	2	Dallas Cowboys
Paul Howard, OG	1973	3	Denver Broncos
P. VanValkenburg, FB	1973	3	New Orleans Saints
Dan Hansen, DB	1973	15	Detroit Lions
Gordon Gravelle, OT	1972	2	Pittsburgh Steelers
Jeff Lyman, LB	1972	4	St. Louis Cardinals
C. Farasopoulos, DB	1971	3	New York Jets
Jeff Slipp, DE	1970	14	Denver Broncos
Mike Loper, OT	1969	8	San Francisco 49ers
Phil Odle, WR	1968	5	Detroit Lions
Casey Boyett, E	1968	9	San Francisco 49ers
Max Huber, T	1968	13	Boston Patriots
Dennis Patera, K	1968	17	San Francisco 49ers
Curg Belcher, DB	1967	3	Washington Redskins
Virgil Carter, QB	1967	6	Chicago Bears
Lou Andrus, DE	1967	11	Denver Broncos
Dennis Brewster, T	1966	6	Chicago Bears
Allan Robinson, HB	1964	16	Detroit Lions
Gene Frantz, B	1963	17	Detroit Lions
John Kapele, DE	1960	10	Pittsburgh Steelers
Lonnie Dennis, OL	1960	7	Pittsburgh Steelers
Jay Wenig, G	1957	17	New York Giants
Robert Bills, B	1955	17	New York Giants
Dewey Brundage, E	1954	22	Detroit Lions
Ray Oliverson, B	1952	14	Detroit Lions
Rex Barry, B	1951	14	San Francisco 49ers
Merrill Kimball, T	1949	16	Detroit Lions
Gayland Mills, E	1948	29	Green Bay Packers
Scotty Deeds, B	1947	17	Chicago Cards
Marcel Chatterton, B	1947	28	Boston Yanks
Reeve Nilsen, C	1947	16	Detroit Lions
Rich. Chatterton, B	1946	14	Chicago Bears
Dean Chipman, B	1942	14	Washington Redskins
Gar. Chamberlain, T	1942	17	Pittsburgh Steelers
Merrill Waters, E	1939	19	Detroit Lions
J. Stringham, B	1938	9	Brooklyn Dodgers

*CFL ^USFL

Ezekiel "Ziggy" Ansah tied Jim McMahon as BYU's highest draft pick in history, going at No. 5 to the Detroit Lions in the 2013 NFL Draft.



BYU'S NFL DRAFT FACTS

- The Cougars have had 11 different players drafted in the first round of the NFL Draft and one player selected in the first round of the USFL Draft (Steve Young).
- Ezekiel "Ziggy" Ansah was drafted 5th overall by the Detroit Lions in 2013 NFL Draft, tying Jim McMahon for the highest NFL Draft pick out of BYU in the regular NFL Draft. Ansah, who went on to lead all NFL rookies in sacks in 2013, is the highest defensive pick for the Cougars. The highest all-time pick is Steve Young, who was picked first overall in the special 1984 NFL Supplemental Draft of USFL and CFL players.
- Linebacker Sione Takitaki was the most recent Cougar drafted, going in the third round to the Cleveland Browns in 2019.
- Fred Warner was drafted by the San Francisco 49ers in the third round of the 2018 NFL Draft. The linebacker went on to start every game his rookie season and posted a team-leading 124 total tackles.
- Running back Jamaal Williams was drafted in the fourth round to the Green Bay Packers in 2017 and was BYU's last offensive player selected.
- Dennis Pitta became the 10th BYU tight end picked in the NFL Draft and the fourth since 2001. The consensus All-American was the 16th pick in the fourth round of the 2010 draft, 114th overall by the Baltimore Ravens. Pitta was the first Cougar to be selected by the Ravens.
- Four BYU athletic department administrators were selected in the NFL Draft, including Robbie Bosco (1986, Green Bay Packers), Lee Johnson (1985, Houston Oilers), Tom Holmoe (1983, San Francisco 49ers) and Fui Vakapuna (2009, Cincinnati Bengals).
- Over the past 33 professional drafts, 70 players have been drafted, including 38 offensive players, 31 defensive players and one special teams player from BYU.
- BYU's receiver Austin Collie, who was drafted by the Indianapolis Colts in the fourth round of the 2009 NFL Draft, was named to the NFL All-Rookie team, catching 60 receptions for 676 yards and seven touchdowns including 6 catches for 66 yards in Super Bowl XLIV.
- BYU has had a player selected in 46 of the last 50 NFL Drafts and in 65 of 84 drafts in history.



BYU has a record of 575-421-26 (.575). The Cougars have had just 14 head coaches in nearly a century of football as they enter the 95th season of play. (BYU did not play football for three years (1943-45) during World War II.) Over the past 50 seasons, the Cougars have had the 10th-most wins of any team in college football to date.

YEAR	RECORD	COACH
1922	1-5	Twitchell
1923	2-5	Twitchell
1924	2-3-1	Twitchell
1925	3-3	Hart
1926	1-5-1	Hart
1927	2-4-1	Hart
1928	3-3-1	Romney
1929	5-3	Romney
1930	5-2-4	Romney
1931	4-4	Romney
1932	8-1	Romney
1933	5-4	Romney
1934	4-5	Romney
1935	4-4	Romney
1936	4-5	Romney
1937	6-3	Kimball
1938	4-3-1	Kimball
1939	5-2-2	Kimball
1940	2-4-2	Kimball
1941	4-3-2	Kimball
1942	2-5	Millet
1946	5-4-1	Kimball
1947	3-7	Kimball
1948	5-6	Kimball
1949	0-11	Atkinson
1950	4-5-1	Atkinson
1951	6-3-1	Atkinson
1952	4-6	Atkinson
1953	2-7-1	Atkinson
1954	1-8	Atkinson
1955	1-9	Atkinson
1956	2-7-1	Kopp
1957	5-3-2	Kopp
1958	6-4	Kopp
1959	3-7	Stevens
1960	3-8	Stevens
1961	2-8	Mitchell
1962	4-6	Mitchell
1963	2-8	Mitchell
1964	3-6-1	Hudspeth
1965	6-4	Hudspeth
1966	8-2	Hudspeth

1922 Record: 1-5 Rocky Mountain (8th)
Coach: Alvin Twitchell

DATE	OPPONENT	RESULT
10/7	Utah State	L, 3-41
10/14	at Utah	L, 0-49
10/24	Colo. Mines (H)	L, 0-47
11/14	Wyoming	W, 7-0
11/25	at Colo. A&M	L, 0-33
11/30	at Wyoming	L, 0-13

1923 Record: 2-5 Rocky Mountain (T-7th)
Coach: Alvin Twitchell

DATE	OPPONENT	RESULT
9/29	Montana State	W, 16-15
10/13	at Colo. A&M	L, 6-14
10/20	at Colorado	L, 0-41
10/27	Utah	L, 0-15
11/3	Western State	W, 19-0
11/12	at Utah State	L, 0-40
11/29	at Colo. College	L, 6-31

1924 Record: 2-3-1 Rocky Mountain
Coach: Alvin Twitchell

DATE	OPPONENT	RESULT
10/3	at Colo. College	W, 3-0
10/11	at Montana St.	L, 0-13
10/25	at Utah	L, 0-35
11/7	Utah St. (H)	L, 0-14
11/11	at Western St.	W, 26-13
11/15	at Colo. Mines	T, 0-0

1925 Record: 3-3 Rocky Mountain (T-6th)
Coach: C.J. Hart

DATE	OPPONENT	RESULT
10/10	at Colo. A&M	L, 0-21
10/17	Colo. Coll. (H)	W, 7-6
10/24	at Utah State	L, 0-14
10/31	Utah	L, 0-27
11/7	Western State	W, 39-7
11/21	Montana State	W, 16-7

1926 Record: 1-5-1 Rocky Mountain (9th)
Coach: C.J. Hart

DATE	OPPONENT	RESULT
10/2	UC Davis	L, 0-17
10/9	at Colo. Teachers	L, 6-12
10/15	Utah State (H)	T, 0-0
10/23	at Western State	W, 30-0
11/6	at Montana State	L, 0-27
11/13	at Utah	L, 7-40
11/20	Colorado A&M	L, 6-19

1927 Record: 2-4-1 Rocky Mountain (7th)
Coach: C.J. Hart

DATE	OPPONENT	RESULT
10/8	at Colo. A&M	L, 0-29
10/15	at UC Davis	T, 0-0
10/22	Col. Teachers (H)	L, 7-21
10/29	at Utah State	L, 0-22
11/5	Western State	W, 60-0
11/12	Utah	L, 0-20
11/19	Colorado Mines	W, 38-19

1928 Record: 3-3-1 Rocky Mountain (10th)
Coach: G. Ott Romney

DATE	OPPONENT	RESULT
9/29	College of Idaho	W, 9-6
10/6	UC Davis	W, 7-6
10/13	at Colo. A&M	L, 6-15
10/20	at Western St.	W, 46-0
10/27	Utah State	L, 0-10
11/3	at Montana St.	L, 7-19
11/17	at Utah	T, 0-0

1929 Record: 5-3 Rocky Mountain (4th)
Coach: G. Ott Romney

DATE	OPPONENT	RESULT
9/28	at Nevada	W, 10-7
10/5	at Calif. Davis	L, 0-19
10/12	Montana State	L, 12-13
10/18	^Utah St.	W, 7-6
10/26	Western State	W, 33-12
11/2	at Utah	L, 13-45
11/11	Colo. St. Teachers	W, 25-13
11/23	Wyoming	W, 40-0

1930 Record: 5-2-4 Rocky Mountain (3rd)
Coach: G. Ott Romney

DATE	OPPONENT	RESULT
9/27	Wyoming	W, 19-12
10/4	Nevada	T, 6-6
10/11	at Colo. Teachers	T, 7-7
10/18	at Utah	L, 7-24
10/25	at Western St.	W, 25-0
11/1	^Utah St.	W, 39-14
11/8	at Mt. St. Charles	T, 13-13
11/15	Montana St. (H)	W, 19-6
11/22	at Regis	W, 18-6
11/27	at College of Idaho	T, 13-13
12/10	at Hawai'i	L, 13-49

1931 Record: 4-4 Rocky Mountain (7th)
Coach: G. Ott Romney

DATE	OPPONENT	RESULT
9/18	^UAY All-Stars	W, 7-3
9/25	at San Francisco	L, 0-25
10/3	at Nevada	W, 18-14
10/17	at Utah	L, 0-43
10/24	Western State	W, 31-0
10/31	at Colo. Teachers	L, 0-6
11/7	^Utah State	W, 6-0
11/13	Wyoming (H)	L, 7-13

1932 Record: 8-1 Rocky Mountain (2nd)
Coach: G. Ott Romney

DATE	OPPONENT	RESULT
9/23	^Montana State	W, 6-0
10/1	at Western State	W, 28-6
10/7	at Occidental	W, 46-0
10/15	at Utah	L, 0-29
10/22	Colo. St. Teachers	W, 20-2
10/29	at Wyoming	W, 25-0
11/4	at Idaho State	W, 32-0
11/19	Utah State	W, 18-6
11/24	^South Dakota	W, 13-7

^neutral, (H) Homecoming, (B) bowl game

1933 Record: 5-4 Rocky Mountain (5th) Coach: G. Ott Romney		
DATE	OPPONENT	RESULT
9/23	at U.S. Marines	L, 0-21
9/30	Montana State	W, 25-0
10/6	at Colo. Teachers	W, 6-2
10/14	at Utah	L, 6-21
10/21	at Western State	W, 13-0
11/4	at Denver	L, 0-6
11/11	at Colo. College	W, 25-0
11/18	at Utah State	L, 0-14
11/30	Wyoming	W, 6-3

1934 Record: 4-5 Rocky Mountain (7th) Coach: G. Ott Romney		
DATE	OPPONENT	RESULT
9/22	^Montana State	W, 20-6
9/29	Occidental	W, 32-7
10/6	at Wyoming	L, 0-7
10/13	at Utah	L, 0-43
10/20	^Colorado	L, 6-48
10/26	Montana State	W, 16-7
11/3	Utah State	L, 0-15
11/10	at Colo. College	W, 34-0
11/17	at Denver	L, 6-24

1935 Record: 4-4 Rocky Mountain (T-6th) Coach: G. Ott Romney		
DATE	OPPONENT	RESULT
9/28	at Montana State	L, 0-7
10/12	Colo. St. Teachers	W, 19-3
10/19	Colorado College	L, 12-13
10/26	at Wyoming	W, 13-6
11/2	Utah	L, 0-32
11/9	at Western State	W, 21-2
11/16	at Utah State	L, 0-27
11/23	at Arizona State	W, 13-0

1936 Record: 4-5 Rocky Mountain (6th) Coach: G. Ott Romney		
DATE	OPPONENT	RESULT
9/25	at Arizona	L, 6-32
10/3	Montana State	W, 19-0
10/9	at Colo. Teachers	W, 33-0
10/17	Utah State	L, 0-13
10/31	at Utah	L, 0-18
11/7	Western State	W, 26-12
11/14	at Denver	L, 7-35
11/21	at Wyoming	W, 32-7
11/28	at Colo. College	L, 0-6

1937 Record: 6-3 Rocky Mountain (T-2nd) Coach: Eddie Kimball		
DATE	OPPONENT	RESULT
9/25	Colo. St. Teachers	W, 7-0
10/2	at Utah	L, 0-14
10/9	California Davis	W, 34-0
10/16	at Colorado	L, 0-14
10/23	at Portland	L, 10-13
10/30	Western State	W, 21-0
11/6	at Wyoming	W, 19-0
11/13	at Utah St.	W, 54-10
11/20	Montana State	W, 19-0

1938 Record: 4-3-1 Mountain States (2nd) Coach: Eddie Kimball		
DATE	OPPONENT	RESULT
9/24	Northern Arizona	W, 19-0
9/30	at Denver	W, 20-0
10/8	Wyoming	W, 24-13
10/15	at Utah	T, 7-7
10/22	Portland	L, 3-6
11/5	Utah State	L, 0-3
11/12	at Colorado	L, 0-8
11/19	at Colo. A&M	W, 20-12

1939 Record: 5-2-2 Mountain States (4th) Coach: Eddie Kimball		
DATE	OPPONENT	RESULT
9/23	at Northern Ariz.	W, 25-0
10/7	Colorado A&M	W, 13-12
10/14	Utah	L, 13-35
10/21	at Nevada	W, 7-0
10/27	at Western State	W, 18-6
11/4	at Denver	W, 21-18
11/11	at Utah State	T, 0-0
11/18	Colorado	L, 6-12
11/25	at Wyoming	T, 7-7

1940 Record: 2-4-2 Mountain States (4th) Coach: Eddie Kimball		
DATE	OPPONENT	RESULT
9/27	Nevada	T, 6-6
10/5	at Utah	L, 6-12
10/11	Wyoming	W, 20-0
10/18	at Texas Tech	L, 12-21
11/2	Utah State	W, 12-7
11/9	Denver	L, 0-9
11/16	at Colorado	L, 2-25
11/23	at Colo. A&M	T, 13-13

1941 Record: 4-3-2 Mountain States (2nd) Coach: Eddie Kimball		
DATE	OPPONENT	RESULT
9/26	Montana St.	L, 7-20
10/3	Western State	W, 26-0
10/10	at Denver	W, 13-7
10/18	at Utah	T, 6-6
10/24	at San Francisco	L, 13-25
11/1	at Utah State	W, 28-0
11/8	at Wyoming	W, 23-7
11/15	Colorado	T, 13-13
11/22	Colorado A&M	L, 7-22

1942 Record: 2-5 Mountain States (T-6th) Coach: Floyd Millet		
DATE	OPPONENT	RESULT
9/26	at Montana	W, 12-6
10/2	Wyoming	L, 6-13
10/10	at Utah	W, 12-7
10/16	Fort Douglas	L, 13-24
10/31	Utah State	L, 6-9
11/7	Denver	L, 6-26
11/14	at Colorado	W, 48-0

1943-45
No football during WWII

YEAR	RECORD	COACH
1967	6-4	Hudspeth
1968	2-8	Hudspeth
1969	6-4	Hudspeth
1970	3-8	Hudspeth
1971	5-6	Hudspeth
1972	7-4	Edwards
1973	5-6	Edwards
1974	7-4-1	Edwards
1975	6-5	Edwards
1976	9-3	Edwards
1977	9-2	Edwards
1978	9-4	Edwards
1979	11-1	Edwards
1980	12-1	Edwards
1981	11-2	Edwards
1982	8-4	Edwards
1983	11-1	Edwards
1984	13-0	Edwards
1985	11-3	Edwards
1986	8-5	Edwards
1987	9-4	Edwards
1988	9-4	Edwards
1989	10-3	Edwards
1990	10-3	Edwards
1991	8-3-2	Edwards
1992	8-5	Edwards
1993	6-6	Edwards
1994	10-3	Edwards
1995	7-4	Edwards
1996	14-1	Edwards
1997	6-5	Edwards
1998	9-5	Edwards
1999	8-4	Edwards
2000	6-6	Edwards
2001	12-2	Crowton
2002	5-7	Crowton
2003	4-8	Crowton
2004	5-6	Crowton
2005	6-6	Mendenhall
2006	11-2	Mendenhall
2007	11-2	Mendenhall
2008	10-3	Mendenhall
2009	11-2	Mendenhall
2010	7-6	Mendenhall
2011	10-3	Mendenhall
2012	8-5	Mendenhall
2013	8-5	Mendenhall
2014	8-5	Mendenhall
2015	9-4	Mendenhall
2016	9-4	Sitake
2017	4-9	Sitake
2018	7-6	Sitake
TOTAL	575-421-26 (575)	

^neutral, (H) Homecoming, (B) bowl game

**1946** Record: 5-4-1 Mountain States (4th)

Coach: Eddie Kimball

DATE	OPPONENT	RESULT
9/21	Western State	W, 13-2
9/28	at Montana State	L, 12-13
10/4	at Denver	L, 13-26
10/12	Utah	L, 6-35
10/19	Denver	W, 10-7
10/25	at San Jose St.	L, 0-14
11/2	Wyoming	W, 6-3
11/9	at Utah State	T, 0-0
11/16	at Colorado A&M	W, 20-6
11/22	at Texas El-Paso	W, 14-13

1947 Record: 3-7 Mountain States (7th)

Coach: Eddie Kimball

DATE	OPPONENT	RESULT
9/20	Western State	W, 45-0
9/26	Montana State	W, 19-14
10/4	at Wyoming	L, 7-12
10/11	at Utah	L, 6-28
10/18	at Colorado	L, 7-9
10/25	Utah State (H)	W, 27-12
11/1	at Denver	L, 6-20
11/8	San Jose State	L, 19-28
11/15	Colorado A&M	L, 25-27
11/22	at San Diego St.	L, 7-32

1948 Record: 5-6 Mountain States (5th)

Coach: Eddie Kimball

DATE	OPPONENT	RESULT
9/18	San Diego State	W, 14-6
9/24	Pepperdine	W, 13-0
10/1	Pacific Fleet	L, 7-9
10/9	Utah	L, 0-30
10/15	at Texas El-Paso	L, 20-34
10/23	at Utah State	L, 7-20
10/30	Montana (H)	W, 26-20
11/5	at San Jose State	L, 6-21
11/13	at Colorado A&M	L, 0-20
11/20	Wyoming	W, 15-14
11/26	at Arizona State	W, 27-25

1949 Record: 0-11 Mountain States (6th)

Coach: Chick Atkinson

DATE	OPPONENT	RESULT
9/17	Texas Western	L, 6-27
9/23	Pacific Fleet	L, 13-27
10/1	San Jose State	L, 21-40
10/8	at Utah	L, 0-38
10/15	at Arizona State	L, 21-49
10/22	at Denver	L, 7-35
10/29	at Wyoming	L, 0-45
11/5	Utah State (H)	L, 3-22
11/11	Colorado A&M	L, 14-16
11/19	at Montana	L, 6-25
11/26	at Pepperdine	L, 14-28

1950 Record: 4-5-1 Mountain States (5th)

Coach: Chick Atkinson

DATE	OPPONENT	RESULT
9/16	at Idaho State	W, 14-13
9/23	Arizona State	L, 13-41
9/29	Pepperdine	W, 28-27
10/7	Utah	T, 28-28
10/14	at Colorado A&M	L, 14-27
10/21	at Denver	L, 3-42
11/4	at Utah State	W, 34-13
11/11	Wyoming (H)	L, 0-48
11/17	at Montana	W, 25-6
11/25	Fort Hood	W, 28-4

1951 Record: 6-3-1 Mountain States (5th)

Coach: Chick Atkinson

DATE	OPPONENT	RESULT
9/14	Idaho State	W, 27-7
9/22	Western State	W, 67-7
9/29	Hawaii	W, 20-7
10/6	at Utah	L, 6-7
10/20	Wyoming	T, 20-20
10/27	at Denver	L, 6-56
11/3	Colorado A&M (H)	W, 21-16
11/10	Utah State	W, 28-27
11/17	at New Mexico	L, 0-34
11/24	at Pepperdine	W, 20-0

1952 Record: 4-6 Mountain States (5th)

Coach: Chick Atkinson

DATE	OPPONENT	RESULT
9/19	San Diego NAS	W, 14-7
9/27	New Mexico	W, 14-10
10/4	at Montana	W, 28-7
10/11	at Utah	L, 6-34
10/25	Denver (H)	W, 14-13
11/1	Wyoming	L, 13-24
11/8	at San Jose State	L, 27-44
11/15	at Utah State	L, 26-27
11/22	at Colorado A&M	L, 6-27
11/29	at Arizona State	L, 6-47

1953 Record: 2-7-1 Mountain States (T-7th)

Coach: Chick Atkinson

DATE	OPPONENT	RESULT
9/19	Montana	W, 27-13
9/25	San Jose State	L, 23-28
10/3	at New Mexico	T, 12-12
10/10	at Idaho	W, 20-14
10/16	Utah State	L, 7-14
10/23	at Denver	L, 19-27
10/31	at Wyoming	L, 0-27
11/7	Colorado A&M (H)	L, 12-34
11/14	at Arizona State	L, 18-26
11/26	at Utah	L, 32-33

1954 Record: 1-8 Mountain States (8th)

Coach: Chick Atkinson

DATE	OPPONENT	RESULT
9/18	New Mexico	L, 12-21
9/24	Arizona State	L, 19-28
10/2	at Colorado A&M	L, 13-14
10/9	Utah	L, 7-12
10/23	Montana (H)	W, 19-7
10/30	at Utah State	L, 13-45
11/6	Denver	L, 0-20
11/13	Wyoming	L, 13-34
11/20	at Idaho	L, 0-7

1955 Record: 1-9 Mountain States (8th)

Coach: Chick Atkinson

DATE	OPPONENT	RESULT
9/17	at Oregon State	L, 0-33
9/24	Los Angeles State	W, 33-0
10/1	at Montana	L, 13-27
10/8	at Utah	L, 9-41
10/21	at Denver	L, 0-33
10/29	at Woming	L, 6-14
11/5	Utah State (H)	L, 21-47
11/11	Idaho	L, 6-49
11/19	Colorado A&M	L, 0-35
11/26	at New Mexico	L, 16-21

1956 Record: 2-7-1 Mountain States (7th)

Coach: Hal Kopp

DATE	OPPONENT	RESULT
9/15	at Wichita State	L, 0-13
9/22	Fresno State	L, 13-26
9/29	at Colorado A&M	T, 0-0
10/5	Utah	L, 6-41
10/20	at Montana	L, 14-21
10/27	at Utah State	L, 7-33
11/3	New Mexico (H)	W, 33-12
11/10	at Denver	L, 34-58
11/17	Wyoming	L, 6-7
11/24	^Air Force	W, 34-21

1957 Record: 5-3-2 Mountain States (2nd)

Coach: Hal Kopp

DATE	OPPONENT	RESULT
9/21	at Arizona	T, 14-14
9/28	at Kansas State	L, 7-36
10/4	Montana	W, 20-7
10/12	at Utah	L, 0-27
10/19	at Woming	T, 0-0
10/26	Denver (H)	W, 26-6
11/2	Utah State	W, 14-0
11/9	at Fresno State	L, 14-27
11/23	Colorado State	W, 26-9
11/30	at New Mexico	W, 14-12

1958 Record: 6-4 Mountain States (3rd)

Coach: Hal Kopp

DATE	OPPONENT	RESULT
9/20	Fresno State	W, 29-7
9/27	at Utah	W, 14-7
10/4	at Colorado State	L, 6-32
10/11	at Pacific	L, 8-26
10/18	North Texas State	L, 6-12
10/25	at Montana	W, 41-12
11/1	at Uah State	W, 13-6
11/8	New Mexico (H)	W, 36-19
11/15	at Denver	W, 22-7
11/22	Wyoming	L, 14-22

1959 Record: 2-8 Skyline (T-5th)

Coach: Tally Stevens

DATE	OPPONENT	RESULT
9/19	at Arizona	W, 18-14
9/26	at Fresno State	L, 16-27
10/3	Montana	L, 0-12
10/9	at Utah	L, 8-20
10/17	at Wyoming	L, 6-21
10/24	Denver (H)	L, 7-14
10/31	Utah State	W, 18-0
11/7	at New Mexico	L, 6-21
11/14	at Arizona State	L, 8-21
11/21	Colorado State	L, 13-14

1960 Record: 3-8 Skyline (5th)

Coach: Tally Stevens

DATE	OPPONENT	RESULT
9/16	Cal Poly	W, 34-14
9/23	at San Jose State	L, 8-21
10/1	at Colorado State	L, 7-8
10/7	at Utah	L, 0-17
10/15	Arizona State (H)	L, 0-31
10/22	at Montana	W, 7-6
10/29	at Utah State	L, 0-34
11/5	New Mexico	L, 15-27
11/12	at Denver	W, 19-6
11/19	Wyoming	L, 6-30
11/25	at Hawaii	L, 6-13

1961 Record: 2-8 Skyline (T-5th) Coach: Hal Mitchell		
DATE	OPPONENT	RESULT
9/16	San Jose State	L, 13-14
9/23	at West Texas St.	L, 9-55
9/30	at North Texas St.	L, 30-41
10/7	Montana	W, 7-6
10/14	at Utah	L, 20-21
10/21	at Wyoming	L, 8-36
11/4	Utah State (H)	L, 8-31
11/11	Colorado State	W, 30-16
11/18	at Oregon State	L, 0-35
11/25	at New Mexico	L, 6-34

1962 Record: 4-6 Western Athletic (T-2nd) Coach: Hal Mitchell		
DATE	OPPONENT	RESULT
9/15	at Pacific	L, 7-26
9/22	at Arizona	L, 21-27
9/29	George Wash.	L, 12-13
10/6	at Colorado State	W, 28-7
10/13	at Utah	L, 20-35
10/20	at Montana	W, 27-0
10/27	at Utah State	L, 21-27
11/3	New Mexico (H)	W, 27-0
11/10	at W. Michigan	L, 20-28
11/17	Wyoming	W, 14-7

1963 Record: 2-8 Western Athletic Conference (5th) Coach: Hal Mitchell		
DATE	OPPONENT	RESULT
9/21	at Kansas State	L, 7-24
9/28	at Arizona	L, 7-33
10/5	Montana	W, 27-0
10/12	at Utah	L, 6-15
10/19	at Wyoming	L, 13-41
11/2	Utah State (H)	L, 0-26
11/9	at George Wash.	L, 6-23
11/16	at Pacific	L, 0-14
11/23	Colorado State	W, 24-20
11/30	at New Mexico	L, 0-26

1964 Record: 3-6-1 Western Athletic Conference (5th) Coach: Tom Hudspeth		
DATE	OPPONENT	RESULT
9/19	at Oregon	L, 13-20
9/26	at Arizona	L, 6-39
10/2	New Mexico	L, 14-26
10/10	at Colorado State	L, 6-7
10/17	Pacific	W, 21-0
10/24	at Texas El-Paso	T, 18-18
10/31	Utah State (H)	W, 28-14
11/7	at Utah	L, 13-47
11/14	Western Michigan	W, 43-8
11/21	Wyoming	L, 11-31

1965 Record: 6-4 Western Athletic Conference (1st) Coach: Tom Hudspeth		
DATE	OPPONENT	RESULT
9/18	at Arizona State	W, 24-6
9/24	Kansas State	W, 21-3
10/2	at Oregon	L, 14-27
10/8	San Jose State	W, 34-7
10/23	at Wyoming	L, 6-34
10/30	at Utah State	L, 21-34
11/6	Utah (H)	W, 25-20
11/13	Colorado State	L, 22-36
11/20	at Arizona	W, 20-3
11/27	at New Mexico	W, 42-8

1966 Record: 8-2 Western Athletic (T-2nd) Coach: Tom Hudspeth		
DATE	OPPONENT	RESULT
9/24	at San Jose State	W, 19-9
9/30	Colorado State	W, 27-24
10/8	Utah State	W, 27-7
10/14	Arizona State	L, 7-10
10/22	at New Mexico	W, 33-6
10/29	at Arizona	W, 16-14
11/5	Texas El-Paso	W, 53-33
11/12	at Utah	W, 35-13
11/19	Wyoming	L, 14-47
11/26	Pacific	W, 38-0

1967 Record: 6-4 Western Athletic (3rd) Coach: Tom Hudspeth		
DATE	OPPONENT	RESULT
9/23	New Mexico	W, 44-14
9/29	Western Michigan	W, 44-19
10/7	at Wyoming	L, 10-26
10/14	at Oregon State	W, 31-13
10/21	at UTEP	L, 17-47
10/28	Utah	W, 17-13
11/4	at Utah State	L, 9-30
11/11	Arizona (H)	W, 17-14
11/18	at Arizona State	L, 22-31
11/25	San Jose State	W, 67-8

1968 Record: 2-8 Western Athletic (7th) Coach: Tom Hudspeth		
DATE	OPPONENT	RESULT
9/21	at W. Michigan	W, 17-7
9/28	Iowa State	L, 20-28
10/12	Wyoming	L, 17-20
10/19	at Arizona	L, 3-19
10/26	UTEP (H)	L, 25-31
11/2	at Utah	L, 20-31
11/9	Utah State	L, 8-34
11/16	Arizona State	L, 12-47
11/23	at New Mexico	W, 35-6
11/30	at San Jose State	L, 21-25

1969 Record: 6-4 Western Athletic (3rd) Coach: Tom Hudspeth		
DATE	OPPONENT	RESULT
9/20	Colorado State	W, 22-20
9/27	at Iowa State	L, 0-10
10/4	at Arizona State	L, 7-23
10/11	New Mexico	W, 41-15
10/18	at Wyoming	L, 7-40
10/25	at UTEP	L, 7-30
11/1	Arizona (H)	W, 31-21
11/8	San Jose State	W, 21-3
11/15	at Utah State	W, 21-3
11/22	Utah	L, 6-16

1970 Record: 3-8 Western Athletic (7th) Coach: Tom Hudspeth		
DATE	OPPONENT	RESULT
9/12	North Texas State	W, 10-7
9/19	at W. Michigan	L, 17-35
9/26	UTEP	L, 0-17
10/3	at San Diego State	L, 11-31
10/10	at Arizona	L, 17-24
10/17	Arizona State	L, 3-27
10/24	Utah State (H)	W, 27-20
10/31	Wyoming	W, 23-3
11/7	at Colorado State	L, 9-26
11/14	at New Mexico	L, 8-51
11/21	at Utah	L, 13-14

1971 Record: 5-6 Western Athletic (4th) Coach: Tom Hudspeth		
DATE	OPPONENT	RESULT
9/10	at North Texas St.	W, 41-13
9/18	Colorado State	W, 54-14
9/25	at Kansas State	L, 7-23
10/1	New Mexico	L, 0-14
10/9	at Utah State	L, 7-29
10/16	at Wyoming	W, 35-17
10/23	at Tulsa	W, 25-7
10/30	at UTEP	W, 16-0
11/6	at Arizona State	L, 13-38
11/13	Arizona (H)	L, 14-27
11/20	Utah	L, 15-17

1972 Record: 7-4 Western Athletic (T-2nd) Coach: LaVell Edwards		
DATE	OPPONENT	RESULT
9/16	Kansas State	W, 32-9
9/23	Utah State	L, 19-42
9/30	at Oregon State	L, 3-29
10/7	at Long Beach St.	W, 38-27
10/14	UTEP (H)	W, 21-14
10/21	Arizona State	L, 17-49
10/28	at Colorado State	W, 44-8
11/4	Wyoming	W, 33-14
11/11	at Arizona	L, 7-21
11/18	at Utah	W, 16-7
11/25	at New Mexico	W, 21-7

1973 Record: 5-6 Western Athletic (T-4th) Coach: LaVell Edwards		
DATE	OPPONENT	RESULT
9/15	Colorado State	L, 13-21
9/29	Oregon State	W, 37-14
10/6	at Utah State	L, 7-13
10/13	Iowa State (H)	L, 24-26
10/20	at Arizona State	L, 12-52
10/27	at Wyoming	L, 21-41
11/3	New Mexico	W, 56-21
11/10	Arizona	L, 10-24
11/17	Weber State	W, 45-14
11/24	at Utah	W, 46-22
12/1	at UTEP	W, 63-0

1974 Record: 7-4-1 Western Athletic (1st) Coach: LaVell Edwards		
DATE	OPPONENT	RESULT
9/14	at Hawaii	L, 13-15
9/21	Utah State	L, 6-9
9/28	at Iowa State	L, 7-34
10/5	at Colorado State	T, 33-33
10/12	Wyoming (H)	W, 38-7
10/19	UTEP	W, 45-21
10/26	at Arizona	W, 37-13
11/2	at Air Force	W, 12-10
11/9	Arizona State	W, 21-18
11/16	at New Mexico	W, 36-3
11/23	Utah	W, 48-20
12/28	^Okla. St. (B)	L, 6-16

**1975** Record: 6-5 Western Athletic (T-4th)

Coach: LaVell Edwards

DATE	OPPONENT	RESULT
9/13	Bowling Green	L, 21-23
9/20	at Colorado St.	L, 17-21
9/27	at Arizona St.	L, 0-20
10/3	New Mexico	W, 16-15
10/11	Air Force (H)	W, 28-14
10/25	at Wyoming	W, 33-20
11/1	Arizona	L, 20-36
11/8	at Utah St.	W, 24-7
11/15	Utah	W, 51-20
11/22	at UTEP	W, 20-10
11/29	at S. Mississippi	L, 14-42

1976 Record: 9-3 Western Athletic (T-1st)

Coach: LaVell Edwards

DATE	OPPONENT	RESULT
9/11	at Kansas St.	L, 3-13
9/18	Colorado St.	W, 42-18
9/25	at Arizona	W, 23-16
10/2	at San Diego St.	W, 8-0
10/9	Wyoming (H)	L, 29-34
10/16	S. Mississippi	W, 63-19
10/23	Utah State	W, 45-14
10/30	Arizona St.	W, 43-21
11/6	UTEP	W, 40-27
11/13	at New Mexico	W, 21-8
11/20	at Utah	W, 34-12
12/18	^Okla. St. (B)	L, 21-49

1977 Record: 9-2 Western Athletic (T-1st)

Coach: LaVell Edwards

DATE	OPPONENT	RESULT
9/10	Kansas State	W, 39-0
9/24	at Utah St.	W, 65-6
9/30	New Mexico	W, 54-19
10/8	at Oregon State	L, 19-24
10/15	at Colorado State	W, 63-17
10/22	at Wyoming	W, 10-7
10/29	Arizona (H)	W, 34-14
11/5	Utah	W, 38-8
11/12	at Arizona State	L, 13-24
11/19	Long Beach State	W, 30-27
11/26	at UTEP	W, 68-19

1978 Record: 9-4 Western Athletic (1st)

Coach: LaVell Edwards

DATE	OPPONENT	RESULT
9/9	at Oregon State	W, 10-6
9/16	at Arizona State	L, 16-24
9/23	Colorado State	W, 32-6
9/30	at New Mexico	W, 27-23
10/7	Utah State (H)	L, 7-24
10/14	at Oregon	W, 17-16
10/21	UTEP	W, 44-0
11/4	Wyoming	W, 48-14
11/11	San Diego State	W, 21-3
11/18	at Utah	L, 22-23
11/25	at Hawaii	W, 31-13
12/2	^UNLV	W, 28-24
12/22	^Navy (B)	L, 16-23

1979 Record: 11-1 Western Athletic (1st)

Coach: LaVell Edwards

DATE	OPPONENT	RESULT
9/8	at Texas A&M	W, 18-17
9/15	Weber State	W, 48-3
9/29	UTEP (H)	W, 31-7
10/5	Hawaii	W, 38-15
10/13	at Utah State	W, 48-24
10/20	at Wyoming	W, 54-14
10/27	New Mexico	W, 59-7
11/3	at Colorado State	W, 30-7
11/9	at Long Beach St.	W, 31-17
11/17	Utah	W, 27-0
11/24	at San Diego State	W, 63-14
12/21	^Indiana (B)	L, 37-38

1980 Record: 12-1 Western Athletic (1st)

Coach: LaVell Edwards

DATE	OPPONENT	RESULT
9/6	at New Mexico	L, 21-25
9/13	San Diego State	W, 35-11
9/20	at Wisconsin	W, 28-3
9/27	Long Beach State	W, 41-25
10/11	Wyoming (H)	W, 52-17
10/18	at Utah State	W, 70-46
10/25	at Hawaii	W, 34-7
11/1	UTEP	W, 83-7
11/8	North Texas State	W, 41-23
11/15	Colorado State	W, 45-14
11/22	at Utah	W, 56-6
11/29	at UNLV	W, 54-14
12/19	^SMU (B)	W, 46-45

1981 Record: 11-2 Western Athletic (1st)

Coach: LaVell Edwards

DATE	OPPONENT	RESULT
9/5	at Long Beach St	W, 31-8
9/12	Air Force	W, 45-21
9/19	at UTEP	W, 65-8
9/26	at Colorado	W, 41-20
10/2	Utah State	W, 32-26
10/10	UNLV (H)	L, 41-45
10/17	at San Diego St.	W, 27-7
10/24	at Wyoming	L, 20-33
10/31	New Mexico	W, 31-7
11/7	at Colorado State	W, 63-14
11/14	at Hawaii	W, 13-3
11/21	Utah	W, 56-28
12/18	^Wash. St. (B)	W, 38-36

1982 Record: 8-4 Western Athletic (1st)

Coach: LaVell Edwards

DATE	OPPONENT	RESULT
9/2	at UNLV	W, 27-0
9/11	at Georgia	L, 14-17
9/25	Air Force	L, 38-39
10/2	at UTEP	W, 51-3
10/9	at New Mexico	W, 40-12
10/16	Hawaii (H)	W, 39-25
10/23	Colorado State	W, 34-18
10/30	at Utah State	L, 17-20
11/6	Wyoming	W, 23-13
11/13	San Diego State	W, 58-8
11/20	at Utah	W, 17-12
12/17	^Ohio State (B)	L, 17-42

1983 Record: 11-1 Western Athletic (1st)

Coach: LaVell Edwards

DATE	OPPONENT	RESULT
9/10	at Baylor	L, 36-40
9/17	Bowling Green	W, 63-28
9/24	at Air Force	W, 46-28
10/1	at UCLA	W, 37-35
10/8	at Wyoming	W, 41-10
10/15	New Mexico (H)	W, 66-21
10/22	at San Diego State	W, 47-12
10/29	Utah State	W, 38-34
11/5	at UTEP	W, 31-9
11/12	Colorado State	W, 24-6
11/19	Utah	W, 55-7
12/23	^Missouri (B)	W, 21-17

1984 Record: 13-0 (National Champs)

Western Athletic Conference (1st)

Coach: LaVell Edwards

DATE	OPPONENT	RESULT
9/1	at Pittsburgh	W, 20-14
9/8	Baylor	W, 47-13
9/15	Tulsa	W, 38-15
9/22	at Hawaii	W, 18-13
10/6	at Colorado State	W, 52-9
10/13	Wyoming (H)	W, 41-38
10/20	at Air Force	W, 30-25
10/25	at New Mexico	W, 48-0
11/3	UTEP	W, 42-9
11/10	San Diego State	W, 34-3
11/17	at Utah	W, 24-14
11/24	Utah State	W, 38-13
12/21	^Michigan (B)	W, 24-17

1985 Record: 11-3 Western Athletic (1st)

Coach: LaVell Edwards

DATE	OPPONENT	RESULT
8/29	^Boston College	W, 28-14
9/7	UCLA	L, 24-27
9/14	Washington	W, 31-3
9/21	at Temple	W, 26-24
10/5	at Colorado State	W, 42-7
10/12	San Diego St. (H)	W, 28-0
10/19	at New Mexico	W, 45-23
10/26	at UTEP	L, 16-23
11/2	Wyoming	W, 59-0
11/9	at Utah State	W, 44-0
11/16	Air Force	W, 28-21
11/23	Utah	W, 38-28
12/7	at Hawaii	W, 26-6
12/28	^Ohio State (B)	L, 7-10

1986 Record: 8-5 Western Athletic (2nd)

Coach: LaVell Edwards

DATE	OPPONENT	RESULT
9/6	Utah State	W, 52-0
9/13	New Mexico	W, 31-30
9/20	at Washington	L, 21-52
9/27	Temple	W, 27-17
10/3	Colorado State	L, 20-24
10/18	at Wyoming	W, 34-22
10/25	UTEP (H)	W, 37-13
11/8	at Hawaii	W, 10-3
11/15	Oregon State	L, 7-10
11/22	at Utah	W, 35-21
11/29	at San Diego State	L, 3-10
12/6	at Air Force	W, 23-3
12/30	^UCLA (B)	L, 10-31

1987 Record: 9-4 Western Athletic (2nd)
Coach: LaVell Edwards

DATE	OPPONENT	RESULT
9/2	Pittsburgh	L, 17-27
9/12	at Texas	W, 22-17
9/19	at Texas Christian	L, 12-33
9/26	at New Mexico	W, 45-25
10/2	Utah State	W, 45-24
10/10	Wyoming (H)	L, 27-29
10/24	at Hawaii	W, 16-14
10/31	Air Force	W, 24-13
11/7	San Diego State	W, 38-21
11/14	at UTEP	W, 37-24
11/21	Utah	W, 21-18
12/5	Colorado State	W, 30-26
12/22	^Virginia (B)	L, 16-22

1988 Record: 9-4 Western Athletic (T-3rd)
Coach: LaVell Edwards

DATE	OPPONENT	RESULT
9/1	at Wyoming	L, 14-24
9/8	Texas	W, 47-6
9/17	UTEP	W, 31-27
9/30	Utah State	W, 38-3
10/8	Colorado State (H)	W, 42-7
10/15	Texas Christian	W, 31-18
10/22	at Hawaii	W, 24-23
10/29	New Mexico	W, 65-0
11/5	at San Diego State	L, 15-27
11/12	at Air Force	W, 49-31
11/19	at Utah	L, 28-57
12/3	at Miami	L, 17-41
12/29	^Colorado (B)	W, 20-17

1989 Record: 10-3 Western Athletic (1st)
Coach: LaVell Edwards

DATE	OPPONENT	RESULT
9/2	at New Mexico	W, 24-3
9/7	Washington State	L, 41-46
9/16	at Navy	W, 31-10
9/30	at Utah State	W, 37-10
10/7	Wyoming	W, 36-20
10/14	at Colorado State	W, 45-16
10/21	UTEP (H)	W, 49-24
10/28	at Hawaii	L, 14-56
11/4	Oregon	W, 45-41
11/11	Air Force	W, 44-35
11/18	Utah	W, 70-31
11/25	at San Diego State	W, 48-27
12/29	^Penn State (B)	L, 39-50

1990 Record: 10-3 Western Athletic (1st)
Coach: LaVell Edwards

DATE	OPPONENT	RESULT
9/1	at UTEP	W, 30-10
9/8	Miami	W, 28-21
9/15	Washington State	W, 50-36
9/22	San Diego State	W, 62-34
9/29	at Oregon	L, 16-32
10/13	Colorado State	W, 52-9
10/27	New Mexico (H)	W, 55-31
11/3	at Air Force	W, 54-7
11/10	at Wyoming	W, 45-14
11/17	at Utah	W, 45-22
11/24	Utah State	W, 45-10
12/1	at Hawaii	L, 59-28
12/29	^Texas A&M (B)	L, 14-65

1991 Record: 8-3-2 Western Athletic (1st)
Coach: LaVell Edwards

DATE	OPPONENT	RESULT
8/29	^Florida State	L, 28-44
9/7	at UCLA	L, 23-27
9/21	at Penn State	L, 7-33
9/28	Air Force	W, 21-7
10/4	Utah State	W, 38-10
10/12	UTEP (H)	W, 31-29
10/19	Hawaii	W, 35-18
10/26	at New Mexico	W, 41-23
10/31	at Colorado State	W, 40-17
11/9	Wyoming	W, 52-31
11/16	at San Diego State	T, 52-52
11/23	Utah	W, 48-17
12/30	^Iowa (B)	T, 13-13

1992 Record: 8-5 Western Athletic (1st)
Coach: LaVell Edwards

DATE	OPPONENT	RESULT
9/5	at UTEP	W, 38-28
9/10	San Diego State	L, 38-45
9/19	UCLA	L, 10-17
9/26	at Hawaii	L, 32-36
10/2	Utah State	W, 30-9
10/10	Fresno State (H)	W, 36-24
10/17	at Wyoming	W, 31-28
10/24	at Notre Dame	L, 16-42
10/31	Penn State	W, 30-17
11/7	New Mexico	W, 35-0
11/14	at Air Force	W, 28-7
11/21	at Utah	W, 31-22
12/25	^Kansas (B)	L, 20-23

1993 Record: 6-6 WAC (T-1st)
Coach: LaVell Edwards

DATE	OPPONENT	RESULT
9/4	at New Mexico	W, 34-31
9/11	Hawaii	W, 41-38
9/18	at Colorado State	W, 27-22
9/25	Air Force	W, 30-3
10/9	at UCLA	L, 14-68
10/16	Notre Dame	L, 20-45
10/23	Fresno State (H)	L, 45-48
10/30	at Utah State	L, 56-58
11/11	at San Diego State	W, 45-44
11/20	Utah	L, 31-34
11/27	UTEP	W, 47-16
12/30	^Ohio State (B)	L, 21-28

1994 Record: 10-3 Western Athletic (T-2nd)
Coach: LaVell Edwards

DATE	OPPONENT	RESULT
9/3	at Hawaii	W, 13-12
9/10	at Air Force	W, 45-21
9/17	Colorado State	L, 21-28
9/24	New Mexico	W, 49-47
9/30	Utah State	W, 34-6
10/8	at Fresno State	W, 32-30
10/15	at Notre Dame	W, 21-14
10/22	at UTEP	W, 34-28
10/29	Arizona State (H)	L, 15-36
11/5	N.E. Louisiana	W, 24-10
11/10	San Diego State	W, 35-28
11/19	at Utah	L, 31-34
12/31	^Oklahoma (B)	W, 31-6

1995 Record: 7-4 Western Athletic (T-1st)
Coach: LaVell Edwards

DATE	OPPONENT	RESULT
9/2	at Air Force	L, 12-38
9/9	UCLA	L, 9-23
9/16	San Diego State	W, 31-9
9/30	at Colorado State	W, 28-21
10/14	at Arizona State	L, 21-29
10/21	Wyoming	W, 23-20
10/28	Hawaii (H)	W, 45-7
11/4	Tulsa	W, 45-35
11/11	at New Mexico	W, 31-13
11/18	Utah	L, 17-34
11/25	at Fresno State	W, 45-28

1996 Record: 14-1 Western Athletic (1st)
Coach: LaVell Edwards

DATE	OPPONENT	RESULT
8/24	Texas A&M	W, 41-37
8/31	Arkansas State	W, 58-9
9/14	at Washington	L, 17-29
9/21	New Mexico	W, 17-14
9/28	SMU	W, 31-3
10/4	at Utah State	W, 45-17
10/12	UNLV (H)	W, 63-28
10/19	at Tulsa	W, 55-30
10/26	at TCU	W, 45-21
11/2	UTEP	W, 40-18
11/9	Rice	W, 49-0
11/16	at Hawaii	W, 45-14
11/23	at Utah	W, 37-17
12/7	^Wyoming	W, 28-25 OT
1/1	^Kansas State (B)	W, 19-15

1997 Record: 6-5 Western Athletic (5th)
Coach: LaVell Edwards

DATE	OPPONENT	RESULT
9/6	Washington	L, 20-42
9/20	at Arizona State	W, 13-10
9/27	at SMU	W, 19-16 OT
10/3	Utah State	W, 42-35
10/11	at Rice	L, 14-27
10/18	Hawaii (H)	W, 17-3
10/25	TCU	W, 31-10
11/1	at UTEP	L, 3-13
11/8	Tulsa	W, 49-39
11/15	at New Mexico	L, 28-38
11/22	Utah	L, 14-20

1998 Record: 9-5 Western Athletic (2nd)
Coach: LaVell Edwards

DATE	OPPONENT	RESULT
9/5	at Alabama	L, 31-38
9/12	Arizona State	W, 26-6
9/19	at Washington	L, 10-20
9/26	Murray State	W, 43-9
10/3	at Fresno State	L, 21-31
10/10	UNLV (H)	W, 38-14
10/17	at Hawaii	W, 31-9
10/24	San Jose State	W, 46-43
10/29	San Diego State	W, 13-0
11/7	New Mexico	W, 46-21
11/14	at UTEP	W, 31-14
11/21	at Utah	W, 26-24
12/5	^Air Force	L, 13-20
12/31	^Tulane (B)	L, 27-41

**1999** Record: 8-4 Mountain West (T-1st)

Coach: LaVell Edwards

DATE	OPPONENT	RESULT
9/9	Washington	W, 35-28
9/16	Colorado State	W, 34-13
9/25	Virginia	L, 40-45
10/1	at Utah State	W, 34-31 OT
10/9	California (H)	W, 38-28
10/16	at New Mexico	W, 31-7
10/23	at UNLV	W, 29-0
10/30	Air Force	W, 27-20
11/6	at San Diego State	W, 30-7
11/13	at Wyoming	L, 17-31
11/20	Utah	L, 17-20
12/27	^Marshall (B)	L, 3-21

2000 Record: 6-6 Mountain West (T-3rd)

Coach: LaVell Edwards

DATE	OPPONENT	RESULT
8/26	at Florida State	L, 3-29
9/2	at Virginia	W, 38-35 OT
9/9	at Air Force	L, 23-31
9/14	Mississippi State	L, 28-44
9/23	UNLV	W, 10-7
9/30	at Syracuse	L, 14-42
10/6	Utah State	W, 38-14
10/21	San Diego St. (H)	L, 15-16
10/26	Wyoming	W, 19-7
11/2	at Colorado State	L, 21-45
11/18	New Mexico	W, 37-13
11/24	at Utah	W, 34-27

2001 Record: 12-2 Mountain West (1st)

Coach: Gary Crowton

DATE	OPPONENT	RESULT
8/25	Tulane	W, 70-35
9/1	Nevada	W, 52-7
9/8	at California	W, 44-16
9/29	at UNLV	W, 35-31
10/5	Utah State	W, 54-34
10/13	at New Mexico	W, 24-20
10/20	Air Force (H)	W, 63-33
10/27	at San Diego State	W, 59-21
11/1	Colorado State	W, 56-34
11/10	at Wyoming	W, 41-34
11/17	Utah	W, 24-21
12/1	at Mississippi St.	W, 41-38
12/8	at Hawaii	L, 45-72
12/31	^Louisville (B)	L, 10-28

2002 Record: 5-7 Mountain West (7th)

Coach: Gary Crowton

DATE	OPPONENT	RESULT
8/29	Syracuse	W, 42-21
9/6	Hawaii	W, 35-32
9/14	at Nevada	L, 28-31
9/21	at Georgia Tech	L, 19-28
10/4	at Utah State	W, 35-34
10/12	at Air Force	L, 9-52
10/19	UNLV (H)	L, 3-24
10/24	at Colorado State	L, 10-37
11/2	San Diego State	W, 34-10
11/9	Wyoming	W, 35-31
11/16	New Mexico	L, 16-20
11/23	at Utah	L, 13-16

2003 Record: 4-8 Mountain West (4th)

Coach: Gary Crowton

DATE	OPPONENT	RESULT
8/28	Georgia Tech	W, 24-13
9/6	at USC	L, 18-35
9/13	at New Mexico	W, 10-7
9/20	Stanford	L, 14-18
9/27	Air Force	L, 10-24
10/4	at San Diego State	W, 44-36
10/9	Colorado State (H)	L, 13-58
10/18	at Wyoming	L, 10-13
10/25	at UNLV	W, 27-20 OT
10/30	Boise State	L, 12-50
11/15	at Notre Dame	L, 14-33
11/22	Utah	L, 0-3

2004 Record: 5-6 Mountain West (3rd)

Coach: Gary Crowton

DATE	OPPONENT	RESULT
9/4	Notre Dame	W, 20-17
9/11	at Stanford	L, 37-10
9/18	USC	L, 10-42
9/24	at Boise State	L, 27-28
10/2	at Colorado State	W, 31-21
10/8	UNLV	L, 20-24
10/16	Wyoming (H)	W, 24-13
10/23	at Air Force	W, 41-24
11/06	San Diego State	W, 49-16
11/13	New Mexico	L, 14-21
11/20	at Utah	L, 21-52

2005 Record: 6-6 Mountain West (2nd)

Coach: Bronco Mendenhall

DATE	OPPONENT	RESULT
9/3	Boston College	L, 3-20
9/10	Eastern Illinois	W, 45-10
9/24	TCU	L, 50-51 OT
10/1	at San Diego State	L, 10-31
10/8	at New Mexico	W, 27-24
10/15	Colorado State (H)	W, 24-14
10/22	at Notre Dame	L, 23-49
10/29	Air Force	W, 62-41
11/5	at UNLV	W, 55-14
11/12	at Wyoming	W, 35-21
11/19	Utah	L, 34-41 OT
12/22	^California (B)	L, 28-35

2006 Record: 11-2 Mountain West (1st)

Coach: Bronco Mendenhall

DATE	OPPONENT	RESULT
9/2	at Arizona	L, 13-16
9/9	Tulsa	W, 49-24
9/16	at Boston College	L, 23-30 OT
9/23	Utah State	W, 38-0
9/28	at TCU	W, 31-17
10/7	San Diego State	W, 47-17
10/21	UNLV (H)	W, 52-7
10/28	at Air Force	W, 33-14
11/4	at Colorado State	W, 24-3
11/9	Wyoming	W, 55-7
11/18	New Mexico	W, 42-17
11/25	at Utah	W, 33-31
12/21	^Oregon (B)	W, 38-8

2007 Record: 11-2 Mountain West (1st)

Coach: Bronco Mendenhall

DATE	OPPONENT	RESULT
9/1	Arizona	W, 20-7
9/8	at UCLA	L, 17-27
9/15	at Tulsa	L, 47-55
9/22	Air Force (H)	W, 31-6
9/29	at New Mexico	W, 31-24
10/13	at UNLV	W, 24-14
10/20	Eastern Wash.	W, 42-7
11/3	Colorado State	W, 35-16
11/8	TCU	W, 27-22
11/16	at Wyoming	W, 35-10
11/24	Utah	W, 17-10
12/1	at San Diego State	W, 48-27
12/22	^UCLA (B)	W, 17-16

2008 Record: 10-3 Mountain West (3rd)

Coach: Bronco Mendenhall

DATE	OPPONENT	RESULT
8/30	Northern Iowa	W, 41-17
9/6	at Washington	W, 28-27
9/13	UCLA	W, 59-0
9/20	Wyoming	W, 44-0
10/3	at Utah State	W, 34-14
10/11	New Mexico (H)	W, 21-3
10/16	at TCU	L, 7-32
10/25	UNLV	W, 42-35
11/1	at Colorado State	W, 45-42
11/8	San Diego State	W, 41-12
11/15	at Air Force	W, 38-24
11/22	at Utah	L, 24-48
12/20	^Arizona (B)	L, 21-31

2009 Record: 11-2 Mountain West (2nd)

Coach: Bronco Mendenhall

DATE	OPPONENT	RESULT
9/5	^Oklahoma	W, 14-13
9/12	at Tulane	W, 54-3
9/19	Florida State	L, 28-54
9/26	Colorado State	W, 42-23
10/2	Utah State	W, 35-17
10/10	at UNLV	W, 59-21
10/17	at San Diego State	W, 38-28
10/24	TCU (H)	L, 7-38
11/7	at Wyoming	W, 52-0
11/14	at New Mexico	W, 24-19
11/21	Air Force	W, 38-21
11/28	Utah	W, 26-23 OT
12/22	^Oregon State (B)	W, 44-20

2010 Record: 7-6 Mountain West (T-3rd)

Coach: Bronco Mendenhall

DATE	OPPONENT	RESULT
9/4	Washington	W, 23-17
9/11	at Air Force	L, 14-35
9/18	at Florida State	L, 10-34
9/25	Nevada	L, 13-27
10/1	at Utah State	L, 16-31
10/9	San Diego St. (H)	W, 24-21
10/16	at TCU	L, 3-31
10/23	Wyoming	W, 25-20
11/6	UNLV	W, 55-7
11/13	at Colorado State	W, 49-10
11/20	New Mexico	W, 40-7
11/27	at Utah	L, 16-17
12/18	^UTEP (B)	W, 52-24

2011 Record: 10-3 Independent Coach: Bronco Mendenhall		
DATE	OPPONENT	RESULT
9/3	at Ole Miss	W, 14-13
9/10	at Texas	L, 16-17
9/17	Utah	L, 10-54
9/23	UCF	W, 24-17
9/30	Utah State	W, 27-24
10/8	San Jose State (H)	W, 29-16
10/15	at Oregon State	W, 38-28
10/22	Idaho State	W, 56-3
10/28	^TCU	L, 28-38
11/12	Idaho	W, 42-7
11/19	New Mexico State	W, 42-7
12/3	at Hawaii	W, 41-20
12/30	^Tulsa (B)	W, 24-21

2012 Record: 8-5 Independent Coach: Bronco Mendenhall		
DATE	OPPONENT	RESULT
8/30	Washington State	W, 30-6
9/8	Weber State	W, 45-13
9/15	at Utah	L, 21-24
9/20	at Boise State	L, 6-7
9/28	Hawaii	W, 47-0
10/5	Utah State	W, 6-3
10/13	Oregon State (H)	L, 24-42
10/20	at Notre Dame	L, 14-17
10/27	at Georgia Tech	W, 41-17
11/10	Idaho	W, 52-13
11/17	at San Jose State	L, 14-20
11/24	at New Mexico St.	W, 50-14
12/20	San Diego St. (B)	W, 23-6

2013 Record: 8-5 Independent Coach: Bronco Mendenhall		
DATE	OPPONENT	RESULT
8/31	at Virginia	L, 16-19
9/7	Texas	W, 40-21
9/21	Utah	L, 13-20
9/27	Middle Tennessee	W, 37-10
10/4	at Utah State	W, 31-14
10/12	Georgia Tech (H)	W, 38-20
10/19	at Houston	W, 47-46
10/25	Boise State	W, 37-20
11/9	at Wisconsin	L, 17-27
11/16	Idaho State	W, 59-13
11/23	at Notre Dame	L, 13-23
11/30	at Nevada	W, 28-23
12/27	^Washington (B)	L, 16-31

2014 Record: 8-5 Independent Coach: Bronco Mendenhall		
DATE	OPPONENT	RESULT
8/29	at UConn	W, 35-10
9/6	at Texas	W, 41-7
9/11	Houston	W, 33-25
9/20	Virginia	W, 41-33
10/3	Utah State	L, 20-35
10/9	at UCF	L, 24-31 OT
10/18	Nevada(H)	L, 35-42
10/24	at Boise State	L, 30-55
11/1	at MTSU	W, 27-7
11/15	UNLV	W, 42-23
11/22	Savannah State	W, 64-0
11/29	at California	W, 42-35
12/22	^Memphis (B)	L, 48-55 2OT

2015 Record: 9-4 Independent Coach: Bronco Mendenhall		
DATE	OPPONENT	RESULT
9/5	at Nebraska	W, 33-28
9/12	Boise State	W, 35-24
9/19	at UCLA	L, 23-24
9/26	at Michigan	L, 0-31
10/2	UConn	W, 30-13
10/10	East Carolina	W, 45-38
10/16	Cincinnati	W, 38-24
10/24	Wagner	W, 70-6
11/6	at San Jose State	W, 17-16
11/14	^Mizzou	L, 16-20
11/21	Fresno State	W, 52-10
11/28	at Utah State	W, 51-28
12/19	^Utah (B)	L, 28-35

2016 Record: 9-4 Independent Coach: Kalani Sitake		
DATE	OPPONENT	RESULT
9/3	^Arizona	W 18-16
9/10	at Utah	L 19-20
9/17	UCLA	L 14-17
9/24	^West Virginia	L 32-35
9/30	Toledo	W 55-53
10/8	at Michigan State	W 31-14
10/14	Mississippi State	W 28-21/2OT
10/20	at Boise State	L 27-28
11/5	at Cincinnati	W 20-3
11/12	Southern Uta	W 37-7
11/19	UMass	W 51-9
11/26	Utah State	W 28-10
12/21	^Wyoming (B)	W 24-21

2017 Record: 4-9 Independent Coach: Kalani Sitake		
DATE	OPPONENT	RESULT
8/26	Portland State	W 20-6
Sep 2	^LSU	0 - 27 L
Sep 9	Utah	13 - 19 L
Sep 16	Wisconsin	6 - 40 L
Sep 29	@ Utah State	24 - 40 L
Oct 6	Boise State (H)	7 - 24 L
Oct 14	@ Mississippi State	10 - 35 L
Oct 21	@ East Carolina	17 - 33 L
Oct 28	San Jose State	41 - 20 W
Nov 4	@ Fresno State	13 - 20 L
Nov 11	@ UNLV	31 - 21 W
Nov 18	UMass	10 - 16 L
Nov 25	@ Hawaii	30 - 20 W

2018 Record: 7-6 Independent Coach: Kalani Sitake		
DATE	OPPONENT	RESULT
9/1	at Arizona	W 28-23
9/8	California	L 18-21
9/15	at No. 6 Wisconsin	W 24-21
9/22	McNeese State	W 30-3
9/29	at No. 11 Washington	L 7-35
10/5	Utah State	L 20-45
10/13	Hawaii (H)	W 49-23
10/27	Northern Illinois	L 6-7
11/3	at Boise State	L 16-21
11/10	at UMass	W 35-16
11/17	New Mexico State	W 45-10
11/24	at No. 17 Utah	L 27-35
12/21	^Western Mich. (B)	W 49-18

^neutral, (H) Homecoming, (B) bowl game

1984 NATIONAL CHAMPIONS

One of only 42 different teams to win a national title. BYU is No. 36 all-time with 244 weeks in the AP Poll and one of only 35 teams to be ranked No. 1 for at least four weeks.

76 ALL-AMERICANS

All-Americans include first and second team, along with freshman and sophomore teams.

36 ACADEMIC ALL-AMERICANS

Since 1965, 30 Academic All-Americans have earned 36 citations.

36 BOWL GAMES

Tied for No. 24 in FBS Division I history

23 CONFERENCE CHAMPIONSHIPS

No. 15 in FBS Division I history

NATIONAL RANKINGS

Since earning its first national ranking in 1974, BYU has earned a place in the Top 25 during 34 of the last 45 seasons. The Cougars have been ranked in the final polls 18 times.

13 CONSENSUS ALL-AMERICANS

Tied for No. 43 in FBS Division I history

7 COLLEGE FOOTBALL HALL OF FAMERS

LaVell Edwards	Head Coach
Gifford Nielsen	Quarterback
Marc Wilson	Quarterback
Jim McMahon	Quarterback
Steve Young	Quarterback
Gordon Hudson	Tight end
Ty Detmer	Quarterback

MAJOR NATIONAL AWARDS

BYU and Penn State are the only schools to have a national championship. Heisman, Sammy Baugh, Davey O'Brien, Outland, Doak Walker and Maxwell Award winners.

7 SAMMY BAUGH TROPHIES

More Sammy Baugh Trophies than any other school. No one else has more than four.

4 DAVEY O'BRIEN AWARDS

Ty Detmer one of only four players to win the award twice (1990, 91)

2 OUTLAND TROPHIES

BYU won on both sides of the ball with Jason Buck (DL) and Mo Elewonibi (OL).

1 HEISMAN TROPHY

One of only 37 schools to win. Detmer is the last player from a non-P5 to win the award.

1 DOAK WALKER AWARD

In 2001, Luke Staley led the nation in YPC (8.1), scoring (15.5) and total touchdowns (28).

1 MAXWELL AWARD

Detmer won the Heisman and Davey O'Brien the same year (1990).

	FINISH	RANK (HIGH)	TOTAL OFF	PASS OFF	RUSH OFF	SCORE OFF	TOTAL DEF	RUSH DEF	PASS DEF	SCORE DEF
1969	6-4	Unranked	261.8	136.5	125.3	18.6	268.3	134.5	133.8	15.8
WAC	3rd									
NCAA										
1970	3-8	Unranked	240.73	123.5	117.2	12.5	360.2	200.6	159.5	23.2
WAC	7th									
NCAA	5-6									
1971	4th	Unranked	294.2	99.5	194.6	20.6	339.8	159.4	180.5	19.1
WAC										
NCAA										
1972	7-4	Unranked	361.5	151.4	210.2	22.8	348.9	195.1	153.8	20.6
WAC	T-2nd		4th	4th		3rd	2nd	2nd	4th	1st
NCAA										
1973	5-6	Unranked	437.4	266.4	171.0	30.4	340.8	165.2	175.6	22.5
WAC	T-4th		2nd	1st		3rd	2nd	2nd	5th	3rd
NCAA			8th	2nd		13th				
1974	7-4-1	Unranked	338.5	210.4	210.4	26.9	261.6	111.5	150.2	16.6
WAC	1st		4th	2nd		1st	1st	1st	4th	3rd
NCAA		(15th)		7th				3rd		
1975	6-5	Unranked	356.4	177.6	178.8	22.2	331.7	182.7	149.0	20.7
WAC	T-4th		4th	4th		4th	3rd	2nd	5th	4th
NCAA										
1976	9-3	Unranked	424.4	307.8	116.5	31.9	322.2	154.7	167.0	16.5
WAC	T-1st		1st	1st		1st	2nd	2nd	5th	1st
NCAA		(17th)	6th	1st		8th		24th		
1977	9-2	20th AP	470.2	341.6	128.5	39.4	333.6	160.9	172.8	15.0
WAC	T-1st	16th UPI	1st	1st		1st		3rd	4th	2nd
NCAA		(12th)	3rd	1st		2nd				
1978	9-4	Unranked	364.9	238.2	126.8	25.3	320.2	157.6	162.6	14.7
WAC	1st		5th	1st		2nd	3rd	2nd	6th	1st
NCAA				8th				37th		27th
1979	11-1	13th AP	521.4	368.3	153.1	40.6	277.7	155.0	122.6	11.4
WAC	1st	12th UPI	1st	1st		1st	1st	1st	1st	1st
NCAA		(9th)	1st	1st		1st	29th	37th	40th	12th
1980	12-1	12th AP	535.0	409.8	125.2	46.7	343.0	160.1	182.9	16.5
WAC	1st	11th UPI	1st	1st		1st	2nd	3rd	5th	1st
NCAA		(11th)	1st	1st		1st				
1981	11-2	13th AP	480.3	356.9	123.4	38.7	322.4	138.2	184.2	18.3
WAC	1st	11th UPI	1st	1st		1st	3rd	2nd	4th	2nd
NCAA		(8th)	3rd	1st		1st				
1982	8-4	Unranked	466.2	289.8	176.4	32.5	326.7	168.9	157.8	15.2
WAC	1st	(19th)	1st	1st		2nd	3rd	6th	1st	1st
NCAA			2nd	5th		7th			20th	16th
1983	11-1	7th AP	584.2	381.2	203.0	44.0	376.5	129.9	246.6	20.9
WAC	1st	7th UPI	1st	1st		1st	4th	2nd	9th	3rd
NCAA		(7th)	1st	1st		2nd		26th		50th
1984	13-0	1st AP	486.5	346.2	140.3	36.0	321.3	161.8	159.5	13.8
WAC	1st	1st UPI	1st	1st		1st	2nd	4th	1st	1st
NCAA		(1st)	1st	1st		2nd	32nd		27th	10th
1985	11-3	16th AP	500.2	354.5	145.7	33.5	297.9	124.6	173.3	13.5
WAC	1st	17th UPI	1st	1st		3rd	1st	2nd	1st	1st
NCAA		(7th)	1st	1st		7th	18th	19th	35th	12th
1986	8-5	Unranked	406.6	235.6	168.0	25.0	277.8	88.8	189.0	17.1
WAC	2nd	(9th)	4th	7th		4th	2nd	1st	2nd	1st
NCAA			19th	20th		39th	10th	6th	55th	24th
1987	9-4	Unranked	382.7	291.8	90.9	27.8	353.0	136.6	216.4	22.6
WAC	2nd		6th	5th		6th	4th	2nd	3rd	4th
NCAA			33rd	9th		22nd	51st	23rd	88th	55th
1988	9-4	Unranked	456.9	322.8	134.1	33.4	320.3	131.4	188.8	22.0
WAC	T-3rd	(18th)	3rd	2nd		5th	2nd	2nd	2nd	3rd
NCAA			13th	4th		13th	34th	23rd	55th	52nd
1989	10-3	22 AP	540.4	394.3	146.1	40.3	404.6	137.7	266.9	26.6
WAC	1st	18 UPI	1st	1st		1st	3rd	2nd	9th	3rd
NCAA		(15th)	2nd	2nd	63rd	4th	80th	36th	104th	74th
1990	10-3	22 AP	565.8	448.3	117.4	42.5	390.8	116.3	253.3	23.8
WAC	1st	17 UPI	1st	1st		1st	5th	2nd	1st	4th
NCAA		(4th)	2nd	2nd	88th	2nd	74th	20th	42nd	56th
1991	8-3-2	23rd AP	479.5	343.8	135.8	35.0	431.3	156.8	274.5	25.7
WAC	1st	23rd CNN	1st	1st		1st	6th	3rd	8th	4th
NCAA		(23rd)	5th	2nd	78th	11th	96th	53rd	92nd	74th
1992	8-5	Unranked	459.8	297.9	161.8	29.6	360.0	128.9	231.1	22.9
WAC	T-1st	Unranked	2nd	1st		4th	1st	1st	3rd	2nd
NCAA		(22nd)	7th	5th	51st	16th	60th	23rd	49th	58th
1993	6-6	Unranked	474.7	369.1	105.6	35.5	475.7	227.7	248.0	37.0
WAC	T-1st	(17th)	3rd	1st		2nd	10th	10th	7th	9th
NCAA			9th	2nd	96th	12th	104th	102nd	94th	103rd

	FINISH	RANK (HIGH)	TOTAL OFF	PASS OFF	RUSH OFF	SCORE OFF	TOTAL DEF	RUSH DEF	PASS DEF	SCORE DEF
1994	10-3	18th AP	457.4	312.9	144.5	29.5	383.6	121.4	262.2	24.5
WAC	T-2nd	10th CNN	2nd	1st		6th	6th	3rd	8th	5th
NCAA		(10th)	9th	3rd	68th	26th	71st	22nd	90th	61st
1995	7-4	Unranked	411.8	315.4	96.5	27.9	377	167.7	209.3	24.4
WAC	T-1st	(25th)	7th	1st		6th	4th	4th	4th	5th
NCAA			28th	5th	103rd	36th	62nd	62nd	61st	58th
1996	14-1	5th AP	478	295.9	182.1	40.8	316.6	124.6	192.0	18.7
WAC	1st	5th CNN	2nd	4th		1st	1st	1st	3rd	1st
NCAA		(5th)	6th	13th		5th	25th	27th	36th	25th
1997	6-5	Unranked	335.6	227.3	108.4	22.7	358.0	164.4	193.6	23.1
WAC	5th PD	(16th)	9th	2nd		9th	10th	10th	10th	7th
NCAA			73rd	39th	99th	68th	52nd	66th	72nd	50th
1998	9-5	Unranked	381.7	236.9	144.8	28.8	273.9	91.2	182.7	19.2
WAC	2nd		5th	1st		3rd	1st	1st	3rd	2nd
NCAA			44th	34th	65th	37th	5th	5th	21st	25th
1999	8-4	Unranked	425.6	324.3	101.4	30.2	307.8	102.5	205.3	20.9
MWC	T-1st	(12th)	1st	1st	8th	2nd	2nd	1st	5th	4th
NCAA			13th	8th	100th	28th	21st	14th	39th	32nd
2000	6-6	Unranked	374.0	274.6	100.2	23.3	345.0	121.7	223.3	25.8
MWC	T-3rd		4th	1st	7th	4th	4th	2nd	8th	7th
NCAA			55th	16th	99th	73rd	40th	30th	72th	66th
2001	12-2	25th AP	542.8	325.0	217.9	46.8	448.5	202.8	245.7	30.5
MWC	1st	24th ESPN	1st	1st	3rd	1st	6th	5th	7th	6th
NCAA		(7th)	1st	7th	13th	1st	102nd	95th	88th	85th
2002	5-7	Unranked	381.8	260.8	121.1	22.7	384.7	177.8	206.9	27.8
MWC	7th	(24th)	5th	3rd	6th	7th	5th	7th	3rd	5th
NCAA			50th	27th	88th	87th	69th	91st	48th	72nd
2003	4-8	Unranked	314.6	215.0	99.6	16.3	307.0	130.8	176.2	25.8
MWC	T-4th		7th	4th	7th	8th	2nd	3rd	2nd	7th
NCAA			102nd	64th	108th	109th	14th	33rd	8th	62nd
2004	5-6	Unranked	384.0	279.5	103.2	24.3	378.5	149.3	229.3	26.8
MWC	3rd		3rd	1st	8th	4th	5th	4th	8th	5th
NCAA			48th	12th	102nd	69th	59th	59th	78th	70th
2005	6-6	Unranked	462.4	310.1	152.3	33.0	417.1	147.8	269.3	29.2
MWC	T-2nd		2nd	1st	5th	2nd	7th	3rd	9th	5th
NCAA			13th	6th	51st	24th	91st	57th	104th	83rd
2006	11-2	16th AP	465.5	323.5	141.9	36.8	319.2	114.1	205.1	14.7
MWC	1st	15th USA	1st	1st	3rd	1st	3rd	4th	5th	2nd
NCAA		(15th)	4th	4th	53rd	5th	38th	31st	65th	10th
2007	11-2	14th AP	442.8	298.38	144.3	30.1	307.9	97.5	210.4	18.5
MWC	1st	14th USA	1st	1st	5th	1st	1st	1st	6th	2nd
NCAA		(14th)	25th	14th	67th	47th	10th	9th	32nd	9th
2008	10-3	25st AP	444.8	310.4	133.7	34.2	355.9	140.3	215.6	21.9
MWC	3rd	21st USA	1st	1st	7th	2nd	6th	5th	8th	3rd
NCAA		(7th)	16th	6th	72nd	20th	59th	60th	74th	39th
2009	11-2	12th AP	427.2	281.5	160.3	35.5	329.1	110.2	218.9	21.5
MWC	2nd	12th USA	2nd	1st	4th	2nd	4th	2nd	5th	4th
NCAA		(7th)	21st	17th	63rd	11th	28th	21st	63rd	29th
2010	7-6	Unranked	366.5	198.4	168.1	26.2	330.8	138.6	192.2	21.6
MWC	T-3rd	(25th)	5th	5th	3rd	5th	2nd	3rd	3rd	4th
NCAA			73rd	76th	42nd	70th	24th	45th	23rd	32nd
2011	10-3	25th USA	405.7	245.4	160.3	30.1	312.9	112.9	200.8	20.4
INDY		Unranked	2nd	2nd	4th	1st	1st	1st	2nd	32nd
NCAA		(25th)	41st	47th	56th	42nd	13th	19th	32nd	22nd
2012	8-5	Unranked	400.4	247.2	153.15	28.7	266.1	86.9	179.2	14.0
INDY		Unranked	3rd	1st	4th	1st	1st	1st	2nd	2nd
NCAA		(25th)	60th	50th	65th	65th	3rd	2nd	10th	3rd
2013	8-5	Unranked	493.7	226.3	267.3	30.2	378.8	159.9	218.9	22.1
INDY			1st	4th	3rd	2nd	2nd	1st	4th	1st
NCAA			14th	73rd	10th	55th	48th	57th	46th	22nd
2014	8-5	Unranked	460.5	278.7	181.8	37.1	391.5	121.8	269.7	27.5
INDY		(18th)	1st	2nd	3rd	1st	1st	1st	4th	2nd
NCAA			26th	26th	47th	14th	56th	20th	112th	71st
2015	9-4	Unranked	424.8	296.5	128.3	33.7	345.7	143.8	201.8	22.8
INDY		(19th)	2nd	1st	3rd	2nd	1st	1st	2nd	2nd
NCAA			49th	21st	111th	40th	23rd	34th	31st	34th
2016	9-4	RV	399.1	197.9	201.2	29.5	365.0	112.8	252.2	19.5
INDY		RV	3rd	3rd	2nd	3rd	2nd	1st	3rd	1st
NCAA			71st	96th	41st	62nd	34th	9th	96th	14th
2017	4-9	Unranked	325.2	194.6	130.5	17.1	372.8	147.6	225.2	24.7
INDY			4th	2nd	4th	4th	3rd	1st	5th	3rd
NCAA			118th	90th	105th	123rd	51st	44th	67th	46th
2018	7-6	Unranked	364.9	211.8	153.2	27.2	324.1	130.1	194.0	21.4
INDY		(20)	5th	4th	3rd	4th	2nd	2nd	2nd	3rd
NCAA			100th	85th	89th	78th	18th	27th	29th	24th



BYU-VS.-OPPONENTS-ALL-TIME-W/L

OPPONENT	WON	LOST	TIE	FIRST	LAST
Air Force Academy	24	7	0	1956	2010
Alabama	0	1	0	1998	1998
Arizona	11	12	1	1936	2018
Arizona State	7	20	0	1935	1998
Arkansas State	1	0	0	1996	1996
Baylor	1	1	0	1983	1984
Boise State	2	7	0	2003	2018
Boston College	1	2	0	1985	2006
Bowling Green	1	1	0	1975	1983
California	3	2	0	1999	2018
California-Davis	2	2	1	1926	1937
Cal Poly	1	0	0	1960	1960
Cincinnati	2	0	0	2015	2016
Colorado College	4	3	0	1923	1936
Colorado	3	8	1	1923	1988
Colorado Mines	1	1	1	1922	1927
Colorado State	39	27	3	1922	2010
Colo. St. Teachers	6	3	1	1923	1937
Connecticut	2	0	0	2014	2015
Denver	7	15	0	1933	1960
East Carolina	1	1	0	2015	2017
Eastern Illinois	1	0	0	2005	2005
Eastern Washington	1	0	0	2007	2007
Florida State	0	4	0	1991	2010
Fort Douglas	0	1	0	1942	1942
Fort Hood	1	0	0	1950	1950
Fresno State	5	6	0	1956	2017
George Washington	0	2	0	1962	1963
Georgia	0	1	0	1982	1982
Georgia Tech	3	1	0	2002	2013
Hawaii	23	8	0	1930	2018
Houston	2	0	0	2014	2014
Idaho, College of	1	0	1	1928	1930
Idaho	3	2	0	1953	2012
Idaho State	5	0	0	1932	2013
Indiana	0	1	0	1979	1979
Iowa	0	0	1	1991	1991
Iowa State	0	4	0	1968	1974
Kansas	0	1	0	1992	1992
Kansas State	4	4	0	1957	1997
Liberty	First Meeting				
Long Beach State	5	0	0	1972	1981
Los Angeles State	1	0	0	1955	1955
Louisiana State	0	1	0	2017	2017
Louisville	0	1	0	2001	2001
Marshall	0	1	0	1999	1999
McNeese State	1	0	0	2018	2018
Miami	1	1	0	1988	1990
Michigan	1	1	0	1984	2015
Michigan State	1	0	0	2016	2016
Middle Tennessee	2	0	0	2013	2014
Mississippi State	2	2	0	2000	2017
Missouri	1	1	0	1983	2015
Montana	12	4	0	1937	1963
Montana State	8	7	0	1923	1947
Mt. St. Charles (Carroll)	0	0	1	1930	1930
Murray State	1	0	0	1998	1998
Navy	1	1	0	1978	1989
Nebraska	1	0	0	2015	2015
New Mexico	45	14	1	1951	2010
New Mexico State	3	0	0	2011	2018
Nevada	5	3	2	1929	2014
North Texas	3	2	0	1958	1980
Northeast Louisiana	1	0	0	1994	1994

OPPONENT	WON	LOST	TIE	FIRST	LAST
Northern Arizona	2	0	0	1938	1939
Northern Illinois	0	1	0	2018	2018
Northern Iowa	1	0	0	2008	2008
Notre Dame	2	6	0	1992	2013
Occidental	2	0	0	1932	1934
Ohio State	0	3	0	1982	1993
Oklahoma	2	0	0	1994	2009
Oklahoma State	0	2	0	1974	1976
Ole Miss	1	0	0	2011	2011
Oregon	3	3	0	1964	2006
Oregon State	5	6	0	1955	2012
Pacific	2	3	0	1958	1966
Pacific Fleet	0	2	0	1948	1949
Penn State	1	2	0	1989	1992
Pepperdine	3	1	0	1948	1951
Pittsburgh	1	1	0	1984	1987
Portland	0	2	0	1937	1938
Portland State	1	0	0	2017	2017
Regis	1	0	0	1930	1930
Rice	1	1	0	1996	1997
San Diego State	28	7	1	1947	2012
San Diego NAS	1	0	0	1952	1952
San Francisco	0	2	0	1931	1941
San Jose State	8	10	0	1946	2017
Savannah State	1	0	0	2014	2014
South Dakota	1	0	0	1932	1932
South Florida	First Meeting				
Southern Methodist	3	0	0	1980	1997
Southern Mississippi	1	1	0	1975	1976
Southern Utah	1	0	0	2016	2016
Stanford	0	2	0	2003	2004
Syracuse	1	1	0	2000	2002
Temple	2	0	0	1985	1986
Texas	4	1	0	1987	2014
Texas A&M	2	1	0	1979	1996
TCU	5	6	0	1987	2011
Tennessee	First Meeting				
Texas Tech	0	1	0	1940	1940
Toledo	1	0	0	2016	2016
Tulane	2	1	0	1998	2009
Tulsa	6	1	0	1971	2007
UAY All-Stars	1	0	0	1931	1931
UCF	1	1	0	2011	2014
UCLA	3	9	0	1983	2016
UMass	2	1	0	2016	2018
UNLV	17	3	0	1978	2017
U.S. Marines	0	1	0	1933	1933
USC	0	2	0	2003	2004
UNLV	16	3	0	1978	2014
UTEP	29	7	1	1946	2010
Utah	31	58	4	1922	2018
Utah State	48	37	3	1922	2018
Virginia	2	3	0	1987	2014
Wagner	1	0	0	2015	2015
Washington	4	6	0	1985	2018
Washington State	3	1	0	1981	2012
Weber State	3	0	0	1973	2012
West Texas State	0	1	0	1961	1961
West Virginia	0	1	0	2016	2016
Western Michigan	4	2	0	1962	2018
Western State	20	0	0	1923	1951
Wichita State	0	1	0	1956	1956
Wisconsin	2	2	0	1980	2018
Wyoming	45	30	3	1922	2016
OVERALL	575	421	26	1922	2018

BYU BOWL RESULTS


YEAR	OPPONENT	CONFERENCE	BOWL	W/L	SCORE
1974	Oklahoma St.	Big Eight	Fiesta	L	16-6
1976	Oklahoma St.	Big Eight	Tangerine	L	49-21
1978	Navy	Independent	Holiday	L	23-16
1979	Indiana	Big 10	Holiday	L	38-37
1980	SMU	Southwest	Holiday	W	46-45
1981	Washington St.	Pac-10	Holiday	W	38-36
1982	Ohio State	Big 10	Holiday	L	47-17
1983	Missouri	Big Eight	Holiday	W	21-17
1984	Michigan	Big 10	Holiday	W	24-17
1985	Ohio State	Big 10	Citrus	L	10-7
1986	UCLA	Pac-10	Freedom	L	31-10
1987	Virginia	Atlantic Coast	All-American	L	22-16
1988	Colorado	Big Eight	Freedom	W	20-17
1989	Penn State	Independent	Holiday	L	50-39
1990	Texas A&M	Southwest	Holiday	L	65-14
1991	Iowa	Big 10	Holiday	T	13-13
1992	Kansas	Big Eight	Aloha	L	23-20
1993	Ohio State	Big 10	Holiday	L	28-21
1994	Oklahoma	Big Eight	Copper	W	31-6
1996	Kansas St.	Big 12	Cotton	W	19-15
1998	Tulane	C-USA	Liberty	L	41-27
1999	Marshall	Mid-American	Motor City	L	21-3
2001	Louisville	C-USA	Liberty	L	28-10
2005	California	Pac-10	Las Vegas	L	35-28
2006	Oregon	Pac-10	Las Vegas	W	38-8
2007	UCLA	Pac-10	Las Vegas	W	17-16
2008	Arizona	Pac-10	Las Vegas	L	21-31
2009	Oregon State	Pac-10	Las Vegas	W	44-20
2010	UTEP	C-USA	New Mexico	W	52-24
2011	Tulsa	C-USA	Armed Forces	W	24-21
2012	San Diego State	MWC	Poinsettia	W	23-6
2013	Washington	Pac-12	Fight Hunger	L	16-31
2014	Memphis	American	Miami Beach	L	48-55 2OT
2015	Utah	Pac-12	Las Vegas	L	35-28
2016	Wyoming	MWC	Poinsettia Bowl	W	24-21
2018	Western Michigan	MAC	Potato Bowl	W	49-18
TOTAL					15-20-1




Linebacker Kyle Van Noy essentially took over for BYU in the 2012 Poinsettia Bowl, where he forced and recovered a fumble for the go-ahead touchdown and minutes later returned an interception for his second-defensive score of the 4th quarter en route to a 23-6 victory over SDSU at Qualcomm Stadium.



LaVell Edwards celebrates BYU's 19-15 Cotton Bowl victory over Kansas State in 1997. It has been the Cougars' only New Year's Day bowl game.



In one of the greatest bowls games in NCAA history, BYU overcame a 45-25 deficit with 4:07 left in the game to win 46-45 in the 1980 Holiday Bowl over SMU, nicknamed the "Miracle Bowl." With 4:07 remaining in the game, SMU scored to go ahead, 45-25. From there the Cougars connected on a TD pass, recovered an on-side kick, scored on a one-yard run by Scott Phillips, and blocked a punt. Finally, with three seconds left on the clock, Jim McMahon connected on a "Hail Mary" pass of 41 yards to Clay Brown.



Quarterback Steve Young actually caught the game-winning touchdown from running back Eddie Stinnett with under one minute to play vs. Missouri to win the 1983 Holiday Bowl 21-17.



Robbie Bosco led BYU to a 24-17 over Michigan to secure BYU's 1984 National Championship in the Holiday Bowl.

**1974 FIESTA BOWL**

12/28/74 TEMPE, ARIZ. (50,878)
OKLAHOMA STATE 16, BYU 6

Oklahoma State	0	7	3	6	16
Brigham Young	6	0	0	0	6

TEAM STATISTICS OKLA. ST.	BYU
Rushes-Yards	55-147 36-120
Passing Yards	77 181
Passes	7-18-0 15-31-3

SCORING:

BYU – Uselman 30-yard field goal
BYU – Uselman 43-yard field goal
OSU – Walker 12-yard run (Daigle kick)
OSU – Daigle 42-yard field goal
OSU – Bain 40-yard pass from Thompson (kick failed)

GAME SUMMARY:

Competing in its first post-season bowl game ever, BYU played Western Athletic Conference host to the Oklahoma State Cowboys before a crowd of 50,878. The Cougars got off to a quick start with two field goals during the first quarter before All-WAC quarterback Gary Sheide suffered a dislocated shoulder in the last moments of the quarter. He was replaced by junior reserve Mark Giles. The Cowboys took the scoring lead during the second quarter on a touchdown run around left end, giving Oklahoma State a 7-6 halftime advantage. OSU regained possession of the ball on the Cougars' 17-yard line after intercepting Giles, but the Cowboys were unable to convert on the turnover. A field goal from 32 yards out put the Cowboys in front 10-6 at the end of the third quarter. With 1:14 remaining in the game, Oklahoma State scored another touchdown on a 40-yard halfback pass to complete the scoring. The Cougars out-gained Oklahoma State in total yardage, 301-224. Giles was 11 of 26 for 138 yards. After three losses and a tie to open the season, the Cougars reeled off seven straight victories prior to the bowl game.

1976 TANGERINE BOWL

12/18/76 ORLANDO, FLA. (37,812)
OKLAHOMA STATE 49, BYU 21

Oklahoma State	7	21	21	0	49
Brigham Young	0	14	0	7	21

TEAM STATISTICS OKLA. ST.	BYU
Rushes-Yards	70-375 26-46
Passing Yards	27 209
Passes	2-10-0 23-34-4

SCORING:

OSU – Dawson 36 pass interception (Daigle kick)
BYU – Christensen 1-yard run (Taylor kick)
OSU – Weatherbie 2-yard run (Daigle kick)
OSU – Miller 3-yard run (Daigle kick)
BYU – Thompson 27-yard pass from Nielson (Taylor kick)
OSU – Miller 78-yard run (Daigle kick)
BYU – Lowry 102-yard kickoff return (Taylor kick)
OSU – R. Turner 1-yard run (kick failed)
OSU – Miller 6-yard run (Lisle pass from Weatherbie)
OSU – Miller 1-yard run (Daigle kick)

GAME SUMMARY:

Powerful Oklahoma State, sparked by All-American Terry Miller (173 yards rushing on 23 carries), used four pass interceptions and a fumble recovery to capture the 31st annual Tangerine Bowl contest. Defensively, the Cowboys yielded only 46 yards rushing. The Cougars, however, stayed close in the first half, which ended 28-14. Dave Lowry returned the second-half kickoff 102 yards (a Tangerine Bowl record) to move the Cougars to within seven at 28-21. From there, it was all Cowboys. BYU's Gifford Nielsen completed 23 of 34 passes for 209 yards and one touchdown, but the Cougars could only roll up 255 yards to Oklahoma State's 402. BYU entered the game with a 9-2 record, while Oklahoma State came in after tying for the Big 8 title. The Cowboys missed out on the Orange Bowl because of the conference tie-breaking formula. Later, the stadium was expanded and the name changed to the Florida Citrus Bowl.

1978 HOLIDAY BOWL

12/22/78 SAN DIEGO, CALIF. (52,500)
NAVY 23, BYU 16

Navy	0	3	7	13	23
Brigham Young	3	6	7	0	16

TEAM STATISTICS NAVY	BYU
Rushes-Yards	58-214 33-74
Passing Yards	138 181
Passes	8-14-1 16-34-2

SCORING:

BYU – Johnson 33-yard field goal
NAVY – Tata 40-yard field goal
BYU – Chronister 10-yard pass McMahon (Johnson kick)
BYU – McMahon 2-yard run (Johnson kick)
NAVY – Tolbert 4-yard run (Tata kick)
NAVY – Tata 28-yard field goal
NAVY – McConkey 65-yard pass from Leszczynski (Tata kick)
NAVY – Tata 27-yard field goal

GAME SUMMARY:

The inaugural Holiday Bowl pitted two teams with local drawing power, the Naval Academy and Brigham Young University. Despite chilly temperatures, the two teams engaged in a hard-hitting battle. Defense dominated the first two quarters. Brent Johnson put the Cougars on the scoreboard first with a 33-yard field goal with 8:26 left in the first quarter. Navy's Bob Tata boomed a 40-yard field goal to tie the score at 3-3. Jim McMahon sent the Cougars ahead with a 10-yard pass to Mike Chronister, but Johnson missed the PAT. McMahon ran another in from two yards out in the third period for a 16-3 BYU lead. Navy cut the lead to 16-10 after three quarters and then tied the game on two field goals in the fourth quarter, but it was a 65-yard pass to Phil McConkey that did the Cougars in. Some 52,500 witnessed the game in person. McConkey was named Best Offensive Player and BYU's Tom Enlow won Best Defensive Player honors. Navy finished the year at 9-3, BYU at 9-4.

1979 HOLIDAY BOWL

12/21/79 SAN DIEGO, CALIF. (52,200)
INDIANA 38, BYU 37

Indiana	14	7	10	7	38
Brigham Young	14	3	17	3	37

TEAM STATISTICS	INDIANA	BYU
Rushes-Yards	59-183	30-140
Passing Yards	171	380
Passes	11-30-1	28-43-3

SCORING:

BYU – Lane 1-yard run (Johnson kick)
IND – Stephenson 38-yard pass from Clifford (Kellogg kick)
IND – Clifford 1-yard run (Kellogg kick)
BYU – Wilson 3-yard run (Johnson kick)
BYU – Johnson 40-yard field goal
IND – Clifford 1-yard run (Kellogg kick)
BYU – Jones 13-yard pass from Wilson (Johnson kick)
IND – Harkrader 1-yard run (Kellogg kick)
IND – Kellogg 26-yard field goal
BYU – Johnson 29-yard field goal
BYU – Lane 15-yard pass from Wilson (Johnson kick)
BYU – Johnson 28-yard field goal
IND – Wilbur 62-yard punt return (Kellogg kick)

GAME SUMMARY:

The 1979 season ended with BYU leading the nation in scoring, passing and total offense. At 11-0, the Cougars were one of the few undefeated, untied teams in the nation. Those kinds of credentials, along with its No. 9 national ranking in the UPI and AP polls made BYU the favorite over the at-large entry, Indiana. The opportunistic Hoosiers played the Cougars tough, holding a 21-17 lead at the half. BYU jumped ahead in the third quarter, 24-21, on a 13-yard pass from All-American Marc Wilson to Homer Jones. The Cougars fell behind, 31-24, but regained the lead at 34-31 on a 15-yard pass to Eric Lane. With 12:14 left to play, BYU padded the lead on the third field goal of the game by Brent Johnson. But midway through the fourth quarter, Indiana's Tim Wilbur returned a punt 62 yards to push the Hoosiers ahead 38-37. With 2:06 remaining, the Cougars moved the ball 69 yards to the Indiana 10. Then, with 11 seconds left, Johnson missed a 27-yard field goal that would have won the game. Wilson was voted the MVP on offense (28 of 43 for 380 yards) and Indiana's Wilbur won the honor for defense. Clay Brown caught nine passes for 142 yards. Lane grabbed nine passes for 79 yards and also scored a rushing touchdown. Jones scored a touchdown and had 126 yards on seven kickoff returns.

1980 HOLIDAY BOWL

12/19/80 SAN DIEGO, CALIF. (50,200)
BYU 46, SOUTHERN METHODIST 45

Brigham Young	7	6	6	27	46
Southern Methodist	19	10	9	7	45

TEAM STATISTICS	SMU	BYU
Rushes-Yards	66-393	24-(-2)
Passing Yards	53	446
Passes	6-11-0	32-49-1

SCORING:

SMU – Dickerson 15-yard run (Garcia kick)
SMU – James 45-yard run (Garcia kick)
SMU – Safety
SMU – Garcia 42-yard field goal
BYU – Brown 64-yard pass from McMahon (Gunterh kick)
SMU – James 3-yard pass from McIlhenry (Garcia kick)
SMU – Garcia 44-yard field goal
BYU – Sikahema 83-yard punt return (pass failed)
SMU – Dickerson 1-yard run (pass failed)
BYU – Brown 13-yard pass from McMahon (pass failed)
SMU – Garcia 42-yard field goal
BYU – Phillips 1-yard run (pass failed)
SMU – James 42-yard run (Garcia kick)
BYU – Braga 15-yard pass from McMahon (Pass failed)
BYU – Phillips 1-yard run (pass to Phillips)
BYU – Brown 41-yard pass from McMahon (Gunterh kick)

GAME SUMMARY:

One observer said the 1980 Holiday Bowl was actually two ball games--a contest which lasted most of four quarters and another of four minutes duration. SMU controlled the "first game," leaving the Cougars behind 20 points with only minutes remaining. Unfortunately, many fans either turned off their TV sets or left the stadium in San Diego before the "second game" began. In the final four minutes, BYU surged to a stunning 46-45 win. For 56 minutes the Mustangs taught the Cougars a lesson in running the football. The Mustangs' two great running backs, Craig James and Eric Dickerson, rushed for a combined total of 335 yards. With 4:07 remaining in the game, SMU scored to go ahead, 45-25. From there the Cougars connected on a TD pass, recovered an on-side kick, scored on a one-yard run by Scott Phillips and blocked a punt. Finally, with three seconds left on the clock, Jim McMahon connected on a "Hail Mary" pass of 41 yards to Clay Brown. With the score tied, Kurt Gunther kicked the extra point to send BYU fans streaming onto the field. McMahon was 32 of 49 passes for 446 yards. It may have been the most exciting bowl game ever, with the Cougars getting 21 points in the final 2:33. Ironically, four passes on conversion attempts had failed before McMahon hit Phillips after the next-to-last touchdown to cut a 45-31 deficit to 45-39 and put the Cougars in a position to win the game with one more score. The 50-yard drive was set up when Todd Shell recovered a Brent Johnson on-side-kick at midfield. SMU got the ball back with 1:57 but had to punt. The kick was blocked by defensive back Bill Schoepflin and recovered by the SMU punter, Eric Kaifes, with 13 seconds left. McMahon threw one incomplete pass intended for Brown and another for Lloyd Jones before unleashing the famous pass to Brown in the end zone with no time left on the clock.

**1981 HOLIDAY BOWL**

12/18/81 SAN DIEGO CALIF. (52,419)
BYU 38, WASHINGTON STATE 36

Brigham Young	7	17	7	7	38
Washington St.	0	7	21	8	36

TEAM STATISTICS WASH. ST. BYU

Rushes-Yards	53-245
32-69	
Passing Yards	106
368	
Passes	8-25-2
28-44-0	

SCORING:

BYU – Plater 35-yd pass fr. McMahon (Gunterh kick)
BYU – Hudson 7-yd pass fr. McMahon (Gunterh kick)
WSU – Turner 2-yd run (Leland kick)
BYU – Gunther 20-yd field goal
BYU – Hamilton 1-yd run (Gunterh kick)
BYU – Holmoe 35-yd interception return (Gunterh kick)
WSU – Lavormme 18-yd run (Beech pass)
WSU – Williams 5-yd run (pass failed)
WSU – Turner 13-yd run (Leland kick)
BYU – Pettis 11-yd pass fr. McMahon (Gunterh kick)
WSU – Martin 1-yd run (Turner run)

GAME SUMMARY:

The 1981 edition of the Holiday Bowl fit the mold of its predecessors. This time it was the Cougars of BYU versus the Cougars of Washington State, playing before a crowd of 52,419. BYU held a 24-7 lead at halftime, then pushed the score to 31-7 as Tom Holmoe intercepted a pass and returned it 35 yards to give the WAC champions a comfortable edge. As the second half progressed, it appeared BYU would be the come-from-behind victim in this one. With only 59 seconds left in the third quarter, Washington State scored to make it 31-28. But Jim McMahon took over moving BYU 82 yards for a score to stretch the lead to 38-28. Statistically, it was a typical McMahon game, 27 of 43 with no interceptions and three touchdowns. Tight end Gordon Hudson had an excellent game, collecting seven catches for 126 yards and a touchdown. Dan Plater also caught a touchdown pass and Waymon Hamilton scored on the ground. Washington State quarterbacks Clete Casper and Ricky Turner completed only eight passes for 106 yards but Turner had 82 yards rushing while Don LaBomme had 79. Each team scored five touchdowns, so the difference actually came midway through the second quarter when Kurt Gunther connected on a 20-yard field goal after a BYU drive stalled on the Washington State three.

1982 HOLIDAY BOWL

12/17/82 SAN DIEGO CALIF. (52,533)
OHIO STATE 47, BYU 17

Ohio State	3	14	17
13 47			
Brigham Young	0	10	0 7
17			

TEAM STATISTICS OHIO ST. BYU

Rushes-Yards	66-329
18-60	
Passing Yards	132
352	
Passes	11-19-0
28-46-1	

SCORING:

OSU – Spangler 47-yard field goal
BYU – Balholm 7-yard pass from Young (Gunterh kick)
OSU – Spencer 61-yard run (Spangler kick)
OSU – Tomzak 3-yard run (Spangler kick)
BYU – Gunther 39-yard field goal
OSU – Broadnax 1-yard run (Spangler kick)
OSU – Spencer 18-yard run (Spangler kick)
OSU – Spangler 37-yard field goal
OSU – Gayle 1-yard run (Spangler kick)
BYU – Hudson 13-yard pass from Young (Gunterh kick)
OSU – Gayle 5-yard run (kick failed)

GAME SUMMARY:

The Cougars had their two-game Holiday Bowl win streak snapped by Ohio State, 47-17. BYU's bubble burst at the outset of the third quarter, when the Buckeyes reeled off 17 unanswered points. Tim Spencer blew through the Cougar defense for 167 yards, including a record-setting 61-yard touchdown run in the second quarter that put Ohio State up, 10-7. Steve Young completed 27 of 45 passes for 341 yards, but BYU had a tough time getting into the end zone. The Cougars turned the ball over to Ohio State three times inside the 30 and saw the Buckeyes convert each turnover into a score. The Cougars took the lead early in the second quarter with a seven-yard strike to Neil Balholm. But Spencer's long gallop and a blocked punt put the Buckeyes up, 17-10, at halftime. Big fullback Vaughn Broadnax scored on the opening drive of the second half, and on the next play, Young was intercepted and Spencer ran 18 yards to put Ohio State in control for good. BYU's only other score came midway through the fourth quarter when Gordon Hudson caught a 13-yard pass. Ohio State quarterback Mike Tomzak had only 132 yards passing and no touchdowns, but his fleet of running backs scored six times on the ground. Ten different BYU players caught passes, led by Hudson with seven receptions for 81 yards and Balholm with 58 yards receiving.

1983 HOLIDAY BOWL

12/23/83 SAN DIEGO, CALIF. (51,480)
BYU 21, MISSOURI 17

Brigham Young	0	7
7 7 21		
Missouri	7	3
0 7 17		

TEAM STATISTICS MISSOURI BYU

Rushes-Yards	64-252
25-42	
Passing Yards	86
328	
Passes	7-16-2
25-37-3	

SCORING:

MO – Drain 2-yard run (Burditt kick)
BYU – Young 10-yard run (Johnson kick)
MO – Burditt 37-yard field goal
BYU – Stinnett 33-yard pass from Young (Johnson kick)
MO – Drain 2-yard run (Burditt kick)
BYU – Young 14-yard pass from Stinnett (Johnson kick)

GAME SUMMARY:

Yet another chapter was added to the saga of impossible, thrilling Holiday Bowl finishes when BYU defeated Missouri, 21-17. The game was billed as a classic matchup between Missouri's stubborn defense and BYU's explosive offense, led by quarterback Steve Young. Missouri held BYU to just 167 yards and seven points in the first half, while BYU's defense allowed the Tigers only 157 yards and 10 points. Missouri got its first-half points on a two-yard run by Eric Drain and a 37-yard field goal by Brad Burditt. BYU's touchdown came on a 10-yard quarterback draw by Young. In the second half, Young hit Eddie Stinnett with a 33-yard touchdown pass. Missouri came right back with another two-yard plunge by Drain. A valiant goal-line stand by BYU gave the Cougars the ball on the six-yard-line with 3:57 left in the game. Led by Young, the Cougars moved down the field to the Missouri 15 with under a minute to play. On first-and-10 at the Tigers' 15, Young handed to Stinnett, who faked a sweep right and threw back across the field to Young. The Stinnett pass barely cleared the outstretched hands of Missouri's Bobby Bell allowing Young to gather it in and scramble 15 yards to the end zone. The PAT gave BYU a 21-17 lead with 23 seconds left. Kyle Morrell intercepted a Missouri desperation pass at the BYU two-yard line and returned it to the 17 to seal the win.

1984 HOLIDAY BOWL

12/21/84 SAN DIEGO, CALIF. (61,243)
BYU 24, MICHIGAN 17

Brigham Young	0	10	0	14	24
Michigan	0	7	7	3	17

TEAM STATISTICS	MICHIGAN	BYU
Rushes-Yards	49-120	27-112
Passing Yards	82	371
Passes	7-15-1	35-49-3

SCORING:

BYU – Smith 5-yard run (Johnson kick)
UM – Rogers 5-yard run (Bergeron kick)
BYU – Johnson 31-yard field goal
UM – Perryman 10-yard pass from Zurbrugg (Bergeron kick)
UM – Bergeron 32-yard field goal
BYU – Kozlowski 7-yard pass from Bosco (Johnson kick)
BYU – Smith 13-yard pass from Bosco (Johnson kick)

GAME SUMMARY:

Holiday Bowl VII lived up to all the glamour and excitement of the previous six bowls, plus it had a new dimension--national championship luster--thanks to BYU's undefeated, untied season and No. 1 ranking. The 24-17 Cougar victory marked the first time in years that a non-New Year's Day bowl game determined the national championship. The contest was played in typical Holiday Bowl fashion. After a scoreless first quarter in which Cougar quarterback Robbie Bosco was forced to the sideline with an injured knee and ankle, the game began to develop drama. BYU scored first with 8:37 left in the first half on a five-yard run by Kelly Smith. The touchdown was set up when a limping Bosco returned to the lineup and engineered an 80-yard drive. The Wolverines responded by putting together an 80-yard scoring drive of their own, culminating on Rick Rogers' five-yard touchdown run up the middle. The PAT tied the score at seven. The tie was short-lived however, as a 31-yard field goal by Lee Johnson with time running out in the first half gave BYU a 10-7 lead at the break. Midway through the third period, Michigan went on top for the first time at 14-10 on a 10-yard scoring strike from Bob Zurbrugg to Bob Perryman. The Wolverines added to their lead when Bob Bergeron nailed a 32-yard field goal to make the Michigan lead 17-10 with 14:14 to play. The Cougar offense then produced an 80-yard drive that culminated with a seven-yard Bosco-to-Glen Kozlowski touchdown pass to tie the game at 17 with 10:51 to go. Bosco's 13-yard scoring toss to Smith with 1:23 remaining made it 24-17. Two plays later Marv Allen intercepted a pass to clinch a 13-0 season and the Cougars' first-ever national championship. David Mills finished with 11 catches for 103 yards receiving and Smith had 10 for 88. Lakei Heimuli led BYU with 82 yards rushing while Bob Perryman had 110 for Michigan.

1985 CITRUS BOWL

12/28/85 ORLANDO, FLA. (50,920)
OHIO STATE 10, BYU 7

Ohio State	0	3	7	0	10
Brigham Young	0	7	0	0	7

TEAM STATISTICS	OHIO ST.	BYU
Rushes-Yards	42-133	22-88
Passing Yards	196	261
Passes	19-36-0	26-50-4

SCORING:

OSU – Spangler 47-yard field goal
BYU – Miles 38 yard pass from Bosco (Webster kick)
OSU – Kolic 14 pass interception (Spangclair kick)

GAME SUMMARY:

In what promised to be an offensive showdown between pass-happy BYU (11-2) and rough and tumble Ohio State (8-3), two of the nation's top defenses took center stage. In fact, the game's only touchdowns were produced by a noseguard on an interception and a reserve wide receiver on a broken play. Buckeye kicker Rich Spangler tallied the first points of the game with a 47-yard field goal early in the second quarter to give Ohio State a 3-0 lead. BYU attempted to answer with a long drive of its own, only to come away empty after Vai Sikahema fumbled on an apparent touchdown plunge. Before the first half ended, quarterback Robbie Bosco rolled left, whirled right and found wide receiver David Miles on a 38-yard strike to give the Cougars a 7-3 halftime lead. In the second half, Ohio State noseguard Larry Kolic intercepted Bosco and took it in for a touchdown to give the Buckeyes a 10-7 lead. Leon White and Kyle Whittingham recovered fumbles but Kolic got another interception and Terry White intercepted two in the end zone to stop BYU threats—one with 3:38 to play and again with three seconds left. Ohio State was the benefactor of six Cougar turnovers, and the Buckeyes went home the victor. Mark Bellini had 89 yards receiving while Lakei Heimuli added 10 receptions for 77 yards.

**1986 FREEDOM BOWL**

12/30/86 ANAHEIM, CALIF. (55,422)
UCLA 31, BYU 10

UCLA	7	0	17	7	31
Brigham Young	3	0	0	7	10

TEAM STATISTICS	UCLA	BYU
Rushes-Yards	49-423	43-73
Passing Yards	95	221
Passes	8-21-1	25-43-3

SCORING:

BYU – Chitty 32-yard field goal
UCLA – Green 3-yard run (Franekey kick)
UCLA – Green 1-yard run (Franekey kick)
UCLA – Franekey 49-yard field goal
UCLA – Green 79-yard run (Franekey kick)
UCLA – Dorrell 13-yard pass from Green (Franekey kick)
BYU – Hansen 3-yard run (Chitty kick)

GAME SUMMARY:

Although BYU failed to win the WAC title, the Cougars kept alive an impressive streak of nine bowl appearances in a row by being invited to the third annual Freedom Bowl. There they met familiar foe UCLA. The two teams had met in 1985 when the Bruins came from behind to win a tough game in Provo, 27-24. The Freedom Bowl, however, proved different as UCLA outstanding running back Gaston Green broke open a close game in the third quarter and the Bruins went on to win 31-10. Green finished with 266 yards on 33 carries. The first half was all defense as the two teams punted nine times in the first 30 minutes. BYU struck first when linebacker Andy Katoa recovered a UCLA fumble at the Bruin 47 and Leonard Chitty put the Cougars ahead 3-0 with a 32-yard field goal. UCLA stormed ahead to stay with a 71-yard touchdown drive highlighted by a 49-yard run on a reverse by Bruin receiver Karl Dorrell. From then on, it was UCLA most of the way. Cougar quarterbacks Bob Jensen and Mike Young managed to pass for over 200 yards, but UCLA and Green did most of the damage. Costly injuries to standouts Mark Bellini and Katoa hindered the Cougar effort, but Outland Trophy winner Jason Buck turned in another strong effort.

1987 ALL-AMERICAN BOWL

12/22/87 BIRMINGHAM, ALA. (37,000)
VIRGINIA 22, BYU 16

Virginia	7	7	0	8	22
Brigham Young	3	0	6	7	16

TEAM STATISTICS	VIRGINIA	BYU
Rushes-Yards	43-187	26-95
Passing Yards	162	394
Passes	10-19-2	37-61-1

SCORING:

BYU – Chitty 20-yard field goal
UVA – Secules 2-yd run (Inderlied kick)
UVA – Morgan 25-yd run (Inderlied kick)
BYU – Whittingham 8-yd run (pass failed)
UVA – Ford 22-yd pass from Secules (Wilson pass)
BYU – Whittingham 1-yd pass from Covey (Chitty kick)

GAME SUMMARY:

The 11th annual All-American Bowl began with temperatures in the 40s and BYU never warmed up. The Cougars' 10th-consecutive bowl appearance included several records, but BYU lost 22-16 in its first-ever meeting with Virginia. Sean Covey attempted 61 passes, David Miles had 188 yards in receptions and Pat Thompson only punted once, but BYU fell short several times. Darren Handley, BYU's leading receiver, dropped a touchdown pass in the first quarter before BYU settled for a 20-yard field goal by Leonard Chitty. However, Chitty, who set a season best for field goals (18) and consecutive PATs (29), missed from 51 and 47 yards as Virginia took a 14-3 lead into the intermission. BYU got to the Virginia two-yard-line midway through the third quarter only to have a fourth-down pass tipped away. Later, Freddie Whittingham scampered eight yards to cut the lead to 14-9 at the end of the third quarter. Virginia, led by quarterback Scott Secules, the game's MVP, made a crucial 76-yard drive to go ahead 22-9 with 11 minutes left. Then, BYU went the same distance to score on a one-yard pass to Whittingham with seven minutes remaining. But that was as close as the Cougars would get. Ironically, nine years earlier on the same date Virginia coach George Welsh was head coach of Navy, which beat BYU 23-16 in the inaugural Holiday Bowl.

1988 FREEDOM BOWL

12/29/88 ANAHEIM, CALIF. (35,941)
BYU 20, COLORADO 17

Brigham Young	7	0	7	6	20
Colorado	7	7	0	3	17

TEAM STATISTICS	COL	BYU
Rushes-Yards	60-273	42-152
Passing Yards	64	168
Passes	5-16-2	15-27-1

SCORING:

COL – Bieniemy 1-yard run (Blottiaux kick)
BYU – Salido 19-yard pass from Covey (Chaffetz kick)
COL – Bieniemy 1-yard run (Blottiaux kick)
BYU – Cutler 14-yard pass from Detmer (Chaffetz kick)
COL – Blottiaux 19-yard field goal
BYU – Chaffetz 31-yard field goal
BYU – Chaffetz 35-yard field goal

GAME SUMMARY:

A star was born in the fifth annual Freedom Bowl when Ty Detmer came off the bench to earn MVP honors while leading the Cougars to an upset victory over Colorado. Cool weather didn't hamper diminutive Eric Bieniemy, who rushed 33 times for 144 yards and two touchdowns. But his heroics couldn't offset Detmer's 11 for 17 and 129 yards in the second half. Scott Peterson made an interception to set up the game-winning field goal. It was an exciting contest for the 35,941 fans (49,694 tickets were sold) in attendance. A fumble at midfield led to the Buffaloes' first score, before Sean Covey found Mike Salido to tie the score. An interception in the end zone stopped a BYU drive early in the second quarter as the Cougars trailed at the half, 14-7. A Detmer to Chuck Cutler pass tied the game in the third quarter but Colorado took a 17-14 lead early in the final quarter. BYU then moved from its own four to the Buffalo 14 and tied the game with 4:11 left on a 31-yarder by Chaffetz. Three plays later, Peterson's interception and a 15-yard penalty put the ball at the Colorado 32. With 2:33 left, Chaffetz booted a 35-yarder for the victory. Halfback Matt Bellini carried eight times for 78 yards and caught four passes for 41 yards.

1989 HOLIDAY BOWL

12/29/89 SAN DIEGO, CALIF. (61,113)
PENN STATE 50, BYU 39

Penn State	3	9	17	21	50
Brigham Young	3	10	13	13	39

TEAM STATISTICS	PENN. ST.	BYU
Rushes-Yards	54-249	23-75
Passing Yards	215	576
Passes	11-21-14	2-59-2

SCORING:

PSU – Tarasi 30-yard field goal
BYU – Chaffetz 20-yard field goal
PSU – Smith 24-yard pass from Sacca (kick failed)
BYU – Detmer 1-yard run (Chaffetz kick)
PSU – Tarasi 36-yard field goal
BYU – Chaffetz 22-yard field goal
PSU – Tarasi 51-yard field goal
PSU – Thompson 16-yard run (Tarasi kick)
BYU – Detmer 1-yard run (kick failed)
PSU – Thompson 14-yard run (Tarasi kick)
BYU– Boyce 12-yard pass from Detmer (Chaffetz kick)
PSU – Thomas 7-yard run (run failed)
PSU – Daniels 52-yard pass from Sacca (pass failed)
BYU – Whittingham 10-yard run (Chaffetz kick)
BYU – Nyberg 3-yard pass from Detmer (pass failed)
PSU – Collins 2-point conversion int. return
PSU – Brown 53 fumble return (kick)

GAME SUMMARY:

Two unusual plays late in the game kept BYU from downing Penn State and offset 576 yards passing by Ty Detmer—the highest total ever in a bowl game. For his effort, and thanks to blocking from Outland Trophy winner Mohammed Elewonibi, Detmer had the rare privilege of sharing MVP honors despite playing on the losing team. BYU trailed 41-26 with nine and a half minutes remaining and scored twice to cut the lead to 41-39 with 2:30 to play. The Cougars went for a two-point conversion to tie the game, but Detmer's pass was intercepted in the end zone by Penn State line-backer Andre Collins and returned 102 yards for two points. Down 43-39, the Cougars, led by Bob Davis, forced the Lions to punt, giving BYU the ball on its own 12 with two minutes left. Passes to Brent Nyberg, Matt Bellini, Chris Smith and Andy Boyce moved the ball to the Penn State 38 with a minute left to play. Then, what appeared to be a sack by Penn State safety Gary Brown turned into a score for the Nittany Lions. Brown stripped the ball from Detmer at the Penn State 47 and raced 53 yards for the score. Penn State finished the season ranked 14th by UPI and 15th by AP and CNN/USA Today. BYU was 18th in the UPI poll and 22nd in the others.

1990 HOLIDAY BOWL

12/29/90 SAN DIEGO, CALIF. (61,441)
TEXAS A&M 65, BYU 14

Texas A&M	14	23	7	21	65
Brigham Young	7	0	7	0	14

TEAM STATISTICS	TEXAS A&M	BYU
Rushes-Yards	64-356	21-(-12)
Passing Yards	324	197
Passes	16-18-0	15-32-1

SCORING:

TAM – R. Wilson 1-yard run (Talbot kick)
BYU – C. Smith 8-yard pass from Detmer (kick)
TAM – D. Lewis 6-yard run (Talbot kick)
TAM – Richardson 6-yard run (kick)
TAM – Safety
TAM – Richardson 22 pass from D. Lewis (kick)
TAM – Garrett 6-yard pass from Richardson (Talbot kick)
BYU – Clark 1-yard pass from Evans (kick)
TAM – Richardson 27-yard run (kick)
TAM – D. Lewis 3-yard run (Talbot kick)
TAM – Paterson 14-yard pass from Pavlas (kick)
TAM – Kralh 9-yard pass from Pavlas (Talbot kick)

GAME SUMMARY:

Led by quarterback Bucky Richardson and All-American running back Darren Lewis, underdog Texas A&M was out to show it belonged among the nation's elite. The Cougars entered the game beat up. Defensive backs Tony Crutchfield and Norm Dixon weren't able to suit up and Heisman Trophy winner Ty Detmer was playing with a slight separation in his non-throwing shoulder. The second-largest Holiday Bowl crowd ever (61,441) watched the Aggies march 80 yards in 13 plays to take a 7-0 lead. The Cougars tied the score on an eight-yard Detmer-to-Chris Smith touchdown pass, but after that, the game was all Texas A&M. The Aggies went on to score 23 points in the second quarter en route to a 37-7 halftime lead. With the game out of hand, the big story was William Thomas' crunching sack that separated Detmer's throwing shoulder and put him out of the game early in the third quarter. The Aggies continued to dominate by racking up nearly 200 yards rushing in the second half. Texas A&M's Richardson would go on to be named Offensive Player of the Game by piling up 344 yards in total offense. Thomas was named the top defensive player. BYU finished the season ranked 17th by UPI, 20th by CNN/USA Today and 22nd by AP. BYU had been as high as fourth prior to its first loss.

1991 HOLIDAY BOWL

12/30/91 SAN DIEGO, CALIF. (60,646)
BYU 13, IOWA 13

Brigham Young	0	6	0	7	13
Iowa	6	7	0	0	13

TEAM STATISTICS	IOWA	BYU
Rushes-Yards	33-125	33-80
Passing Yards	221	350
Passes	19-28-1	29-44-1

SCORING:

Iowa – Saunders 13-yard run (kick failed)
Iowa – Saunders 5-yard run (Skillett kick)
BYU – Tuipulotu 9-yard pass from Detmer (kick failed)
BYU – Anderson 26-yard pass from Detmer (kick)

GAME SUMMARY:

A tipped pass that was picked off in the end zone with less than 30 seconds remaining stifled BYU's hopes of knocking off seventh-ranked Iowa in the 14th annual Holiday Bowl. Ty Detmer turned in another great performance in his last appearance as a Cougar, passing for 350 yards and two touchdowns against a team that led the Big 10 in defense and sacks. Quarterback Matt Rodgers led Iowa on a 74-yard scoring march on the game's opening drive. The Hawkeyes also scored on another long drive in the second quarter. Down 13-0, BYU finally got things rolling. Starting on the BYU 22, Detmer connected on five of six passes to move the Cougars to the Iowa nine. From there, he found fullback Peter Tuipulotu for the touchdown. The PAT failed and the halftime score was 13-6. BYU opened the fourth with an 87-yard drive that culminated with a Detmer-to-Tyler Anderson touchdown from 29 yards out. Earl Kauffman connected on the PAT to tie the score at 13. Each team threatened to score late in the fourth quarter. Iowa missed a 40-yard field goal with 4:19 left. On the game's final drive the Cougars moved inside the Iowa 20 with 33 seconds left to play, but Detmer's pass to tight end Byron Rex was tipped and picked off by Hawkeye safety Carlos James in the end zone to preserve the tie. Josh Arnold of BYU earned defensive MVP honors as BYU finished the season ranked 23rd in the AP and CNN/USA Today polls. Iowa was 10th in both polls.



1992 ALOHA BOWL

12/25/92 HONOLULU, HAWAII (42,933)
KANSAS 23, BYU 20

Kansas	9	3	0	11	23
Brigham Young	7	7	6	0	20

TEAM STATISTICS	KANSAS	BYU
Rushes-Yards	49-172	32-142
Passing Yards	200	262
Passes	12-24-0	15-31-1

SCORING:

BYU – Heimuli 94-yard kickoff return (Lauder kick)
 KU – Harris 74-yard pass from Gay (Eichloff kick)
 KU – Safety, Stubblefield
 BYU – Willis 29-yard run (Lauder kick)
 KU – Eichloff 42-yard field goal
 BYU – Sterling 10-yard pass from Young (pass failed)
 KU – Hilleary 1-yard run (Hilleary run)
 KU – Eichloff 48-yard field goal

GAME SUMMARY:

Kansas kicker Dan Eichloff booted a 48-yard field goal with 2:57 left to play, giving the Jayhawks a victory over BYU, the WAC tri-champion. Tom Young, who completed 15 of 31 passes for 262 yards in his first varsity start, was named Most Valuable Player for BYU. Tackle Dana Stubblefield, who had three of the six sacks on Young, won the honor for Kansas. Young had been pressed into action when Ryan Hancock suffered knee ligament damage against Utah in the final regular-season game. The Cougars took an early lead when Hema Heimuli scrambled 94 yards on the opening kickoff for a score. Kansas tied the game two plays later when wide receiver Matt Gay threw a 74-yard touchdown pass to tight end Rodney Harris. BYU took a 14-9 lead in the second quarter when Jamal Willis ran 29 yards for a score. Eichloff then cut the halftime score to 14-12 with a 42-yard field goal. But the kicking game would prove the downfall as the Cougars missed a 36-yard field goal in the first quarter as well as a 31-yarder and misplayed an extra point attempt in the third quarter. Young threw 10 yards to Otis Sterling for the only score of the third quarter. Kansas quarterback Chip Hilleary then tied the game by directing a 75-yard drive in a minute and a half, scoring the touchdown and then running for a two-point conversion.

1993 HOLIDAY BOWL

12/30/93 SAN DIEGO, CALIF. (52,108)
OHIO STATE 28, BYU 21

Ohio State	14	7	7	0	28
Brigham Young	7	14	0	0	21

TEAM STATISTICS	OHIO ST.	BYU
Rushes-Yards	56-330	26-50
Passing Yards	61	389
Passes	6-13-0	25-44-1

SCORING:

OSU – Patillo 4-yard punt return
 BYU – Willis 27-yard pass from Walsh (Herrick kick)
 OSU – Harris 2-yard run (Williams kick)
 OSU – Harris 2-yard run (Williams kick)
 BYU – Lewis 8-yard pass from Walsh (Herrick kick)
 BYU – Doman 27-yard pass from Walsh (Herrick kick)
 OSU – Harris 1-yard run (Williams kick)

GAME SUMMARY:

The Cougars took Big 10 Co-Champion Ohio State to the wire at the 16th annual Holiday Bowl and came up just short. BYU had four downs and 32 seconds to tie or win the game from the OSU six-yard line, but four-straight John Walsh passes into the end zone fell to the ground and OSU slipped away with the win. BYU got to the Ohio State six, 14 and 22-yard lines in the second half without scoring. Meanwhile, Raymont Harris, OSU's senior halfback, battered the BYU defense all night long, scoring three touchdowns on his way to a record 235 yards rushing. Despite Harris' rushing, the Cougars managed to go into the halftime break tied at 21. Chad Lewis made a spectacular one-handed touchdown grab in the corner of the end zone to bail the Cougars out of a fourth-and-eight situation. After Harris' short touchdown run late in the third, BYU and OSU traded possessions until late into the fourth quarter. After forcing a rare Buckeye punt, BYU got the ball back on its own 42 with 43 seconds left. On first down, Walsh hooked up with senior co-captain Eric Drage who ran away from Buckeye defenders and advanced the ball 52 yards to the OSU six-yard line. Walsh had 389 yards and fullback Kalin Hall rushed for 42 yards on 11 carries. Tyler Anderson returned five kicks for 145 yards, including an exciting 45-yarder. Harris and Walsh shared MVP honors.

1994 COPPER BOWL

12/29/94 TUCSON, ARIZ. (45,122)
BYU 31, OKLAHOMA 6

Brigham Young	7	10	7	7	31
Oklahoma	0	0	0	6	6

TEAM STATISTICS	OKLAHOMA	BYU
Rushes-Yards	33-72	33-71
Passing Yards	163	485
Passes	13-30-1	32-46-0

SCORING:

BYU – Doman 7-yard pass from Walsh (Lauder kick)
 BYU – Lauder 22-yard field goal
 BYU – Johnston 25-yard pass from Walsh (Lauder kick)
 BYU – Johnston 4-yard pass from Walsh (Lauder kick)
 OK – Moore 2-yard run (Kick failed)
 BYU – Doman 28-yard pass from Walsh (Lauder kick)

GAME SUMMARY:

BYU fans celebrated the New Year early as the Cougars dominated Oklahoma and ended its five-year winning drought in bowl games. Quarterback John Walsh and the offense clicked on all cylinders and the Cougars' defense was dominating throughout the ESPN telecast. Walsh threw a seven-yard TD pass to Bryce Doman in the first quarter and had a 25-yard pass to Mike Johnston in the second quarter. A four-yard scoring pass to Johnston in the third quarter and a 28-yard touchdown pass to Doman in the fourth quarter vaulted Walsh's stats to 454 yards and four touchdowns on 31 of 45 passes with no interceptions against the Sooners defense which had held national champion Nebraska to 13 points. BYU's defense was dominating as it held Oklahoma to just 72 yards rushing and 163 yards passing—most of those in the last quarter. The Sooners did not cross midfield until their ninth possession on the second-to-last play of the third quarter. Jamal Willis caught seven passes for 103 yards and was chosen Offensive Player of the Game. Walsh was named MVP in what would be his final game at BYU. BYU finished 10th in the CNN/USA Today poll and 18th in the Associated Press poll.

1996 COTTON BOWL

1/1/97 DALLAS, TEXAS (71,928)
BYU 19, KANSAS STATE 15

Brigham Young	5	0	0	14	19
Kansas State	0	8	7	0	15

TEAM STATISTICS KANSAS ST. BYU

Rushes-Yards	32-41	36-59
Passing Yards	233	291
Passes	14-28-2	21-36-1

SCORING:

BYU – Muirbrook safety
BYU – Pochman 39-yard field goal
KSU – Anderson 41-yard pass from Kavanagh (Lawrence run)
KSU – Lockett 72-yard pass from Kavanagh (Rheem kick)
BYU – Dye 32-yard pass from Sarkisian (Pochman kick)
BYU – Kealaluhi 28-yard pass from Sarkisian (Pochman kick)

GAME SUMMARY:

BYU assumed the nation's longest winning streak with a come-from-behind 19-15 victory in the 61st annual Cotton Bowl. It was the first New Year's Day appearance for both 14th-ranked Kansas State and fifth-ranked BYU. More than 40,000-purple clad Kansas State supporters outnumbered the 15,000 Cougar patrons as 71,928 fans filled the Cotton Bowl. BYU got on the board first with a safety, then turned the ensuing punt into a field goal to lead 5-0 in the first quarter. The safety came when linebacker Shay Muirbrook, the game's defensive MVP, collected one of his six sacks. Kansas State took a half-time lead with a 41-yard "Hail Mary" pass and a successful two-point conversion with no time left on the clock. The Wildcats increased the lead to 15-5 in the third quarter when offensive co-MVP Kevin Lockett caught a 72-yard TD. Fueled by consecutive controversial interference no-calls, quarterback Steve Sarkisian engineered two fourth-quarter drives capped by touchdown passes of 32 yards to James Dye and 28 yards to K.O. Kealaluhi. Sarkisian, an offensive co-MVP, completed 21 passes to tie a Cotton Bowl record held by Roger Staubach of Navy. KSU drove the length of the field before Cougar cornerback Omarr Morgan juggled an interception from a Wildcat slant pattern at the 12 yard line to secure the game.



1998 LIBERTY BOWL

12/21/98 MEMPHIS, TENN. (52,192)
TULANE 41, BYU 27

Brigham Young	6	0	0	21	27
Tulane	10	10	14	7	41

TEAM STATISTICS TULANE BYU

Rushes-Yards	41-252	25-54
Passing Yards	276	267
Passes	23-38-0	27-44-1

SCORING:

BYU – Horton 11-yard pass from Feterik (kick failed)
TUL – Palazzo 31-yard field goal
TUL – Jordan 79-yard interception return (Palazzo kick)
TUL – King 3-yard run (Palazzo kick)
TUL – Palazzo 23-yard field goal
TUL – Cook 60-yard pass from King (Palazzo kick)
TUL – Darteiz 13-yard pass from King (Palazzo kick)
BYU – Cupp 3-yard run (Pochman kick)
TUL – Converse 5-yard run (Palazzo kick)
BYU – Cupp 18-yard pass from Feterik (Pochman kick)
BYU – Mahe 3-yard run (Pochman kick)

GAME SUMMARY:

In BYU's first ever appearance at the Liberty Bowl, the Cougars ran into 10th-ranked Tulane that entered the New Year's Eve game with a perfect season record. The Cougars struck first on an 11-yard pass from Kevin Feterik to receiver Ben Horton. Tulane would score 20 unanswered points in the first half. With just 41 seconds remaining in the half, BYU looked to put an end to the Green Wave momentum, but came up short as Feterik was sacked by Phil Henderson for a 10-yard loss to end the half. Things didn't get much better for the Cougars in the second half, as Tulane scored its third touchdown of the game on the opening drive of the half. On its next possession, the Green Wave would strike again on a 13-yard pass from King to Jamaican Darteiz to give Tulane a 34-6 lead with just over seven minutes remaining in the third quarter. On its first drive of the final period, BYU scored for the first time since the 8:49 mark in the first half on an Aaron Cupp three-yard run. Trailing by 28 midway through the fourth quarter, BYU finally crossed the Tulane 20-yard line for the first time since the first half and went on to score 14 unanswered points before time expired.

**1999 MOTOR CITY BOWL**

12/27/99 DETROIT, MICH. (44,863)
MARSHALL 21, BYU 3

Brigham Young	3	0	0	0	3
Marshall	0	7	7	7	21

TEAM STATISTICS MARSHALL		BYU
Rushes-Yards	31-147	30-(-16)
Passing Yards	207	220
Passes	17-28-1	16-29-2

SCORING:

BYU – Pochman 28-yard field goal

MU – Chapman 30-yard pass

Pennington (Malashevich kick)

MU – Chapman 87-yard run (Malashevich kick)

MU – Chapman 1-yard run (Malashevich kick)

GAME SUMMARY:

BYU squared off against Marshall in the first meeting between the two schools at the Cougars' first-ever appearance in the third annual Motor City Bowl. The Cougars scored first on a field goal by Owen Pochman with 1:58 remaining in the first quarter. That score was set up by a pair of 20-plus yard receptions by Donny Atuala and Jonathan Pittman. In the second quarter, Marshall drove the ball down to the BYU five-yard line, but failed to convert as a 22-yard field goal attempt by Billy Malashevich missed wide to the right. On the Herd's next possession, Chad Pennington put Marshall on the board with a 30-yard touchdown pass to Doug Chapman. On BYU's ensuing drive, Feterik connected with Margin Hooks for a 67-yard pass play that took the Cougars all the way to the nine-yard line. However, the Cougars couldn't capitalize inside the red zone and Feterik suffered a collarbone injury off a blindside corner blitz. Pochman, who had connected on 18 of 25 attempts in the regular season, missed wide left on his field goal attempt. Feterik attempted to play in the second half, but left the game midway in the third quarter when freshman Bret Engemann took the QB controls. Just before the end of the third quarter, Marshall struck a big play when Chapman rushed 87 yards for a touchdown. To cap off his MVP performance, Chapman scored Marshall's final touchdown. The Cougars missed a final chance to score when Brian Gray had a clear path to the end zone, but dropped a sure interception.

2001 LIBERTY BOWL

12/31/01 MEMPHIS, TENN. (58,968)
LOUISVILLE 28, BYU 10

Louisville	7	7	7	7	28
Brigham Young	0	7	3	0	10

TEAM STATISTICS LOUISVILLE		BYU
Rushes-Yards	37-58	32-84
Passing Yards	228	192
Passes	19-28-1	8-38-3

SCORING:

LOU – Miller 1-yard run (Smith kick)

BYU – Rykert 10-yard run (Payne kick)

LOU – Mattingly 1-yard pass from Ragone (Smith kick)

BYU – Payne 29-yard field goal

LOU – Branch 34-yard pass from Ragone (Smith kick)

LOU – Ghent 27-yard pass from Ragone (Smith kick)

GAME SUMMARY:

The champions of the MWC faced Louisville, the champions of Conference USA. The Cardinals, led by quarterback Dave Ragone, took an early lead, scoring on a one-yard dive by Henry Miller that was set up by Zek Parker's 70-yard return on the opening kickoff. Midway through the second quarter the Cougar offense came alive, driving to the Louisville 10-yard line. Quarterback Brandon Doman dropped back and rolled right as if to pass, then turned to his left and threw the ball to Dustin Rykert on a tackle-eligible play. All 6-foot-7, 305 pounds of offensive tackle outran the Cardinal defense to the corner and rumbled 10 yards to the end zone to tie the game 7-7. Louisville just managed to take a 14-7 lead into the break, scoring with only 14 seconds left. Louisville contained the Cougar attack for the remainder of the game while reaching the end zone two more times. Although Louisville went on to win 28-10, BYU's defense played one of its best games of the season, holding the Cardinals' high-powered offense to 228 yards passing and only 58 yards rushing.

2005 LAS VEGAS BOWL

12/22/05 LAS VEGAS, NEV. (40,053)
CAL 35, BYU 28

Cal	7	14	14	0	35
Brigham Young	0	14	0	14	28

TEAM STATISTICS CAL		BYU
Rushes-Yards	43-241	27-94
Passing Yards	228	352
Passes	16-23-0	35-53-2

SCORING:

CAL – Lynch 3-yard run (Scheider kick)

BYU – C. Brown 19-yard pass from Beck (McLaughlin kick)

CAL – Lynch 23-yard run (Scheider kick)

BYU – Tahi 3-yard run (McLaughlin kick)

CAL – Jackson 42-yard pass Levy (Scheider kick)

CAL – Lynch 35-yard run (Scheider kick)

CAL – Jackson 22-yard pass Levy (Scheider kick)

BYU – Harline 14-yard pass from Beck (McLaughlin kick)

BYU – Watkins 9-yard pass from Beck (McLaughlin kick)

GAME SUMMARY:

Trailing 35-14 in the fourth quarter, BYU stormed back with two touchdowns and had the ball with 2:20 remaining, but John Beck was intercepted after being hit when releasing the ball, ending the Cougars' comeback hopes. Beck had a record-setting performance, completing 35 of 53 attempts for 352 yards and three touchdowns. The 35 completions, 53 attempts and 352 yards were all Las Vegas Bowl records. Nathan Meikle caught a game-high 12 passes for 95 yards while Jonny Harline had seven receptions for 73 yards and one score and Todd Watkins added five catches for 95 yards and a touchdown. BYU fell behind 7-0 in the first quarter but scored early in the second when Beck found Curtis Brown for a 19-yard touchdown pass. California scored again but Fahu Tahi scored on a three-yard run to tie the game at 14 with 38 seconds left in the second quarter. The Golden Bears struck again before the half, going 58 yards in 27 seconds to take a 21-14 lead into the locker room. In the fourth, Beck engineered a 74-yard drive that ended with Harline scoring and then a 96-yard drive that ended with Watkins catching a nine-yard touchdown pass from Beck. California's ensuing drive ended with a missed field goal and the Cougars had a chance to tie but the drive ended on Beck's interception.

2006 LAS VEGAS BOWL

12/21/06 LAS VEGAS, NEV. (44,615)
BYU 38, OREGON 8

BYU	0	17	7	14	38
Oregon	0	0	0	8	8

TEAM STATISTICS	OREGON	BYU
Rushes-Yards	30-94	31-173
Passing Yards	166	375
Passes	16-34-2	28-47-2

SCORING:

BYU – McLaughlin 24-yard field goal
BYU – Brown 6-yard run (McLaughlin kick)
BYU – Harline 41-yard pass from Beck (McLaughlin kick)
BYU – Brown 4-yard run (kick)
BYU – Beck 13-yard run (kick)
ORE – Pysinger 47-yard pass from Dixon (2 pt.)
BYU – Tonga 17-yard pass from Beck (McLaughlin kick)

GAME SUMMARY:

The 2006 BYU championship run ended with a Pioneer PureVision Las Vegas Bowl championship as the Cougars (11-2) dominated Oregon (7-6), 38-8, to finish the season with a 10-game winning streak in front of a Sam Boyd Stadium record crowd of 44,615. The Mountain West Conference champion BYU team set a school record for margin of victory in a bowl game, beating the Ducks by 30 points. Previously, the largest margin of victory for a BYU team in a bowl game was a 25-point defeat of Oklahoma in the 1994 Copper Bowl. BYU dominated all facets of the game, out-gaining Oregon 548 total yards to 260 total yards. BYU passed for 375 compared to Oregon's 166 and rushed for 173 compared to the Ducks 94. BYU seniors John Beck, Jonny Harline and Curtis Brown finished their careers in style. Beck completed 28 of 46 passes for 375 yards and two touchdowns. Harline, who was named Pioneer PureVision Las Vegas Bowl MVP, caught nine passes for a career-best – and Pioneer PureVision Las Vegas Bowl record – 181 yards and a touchdown. Brown had 17 carries for 120 yards and two touchdowns and also caught seven passes for 55 yards. Brown also became the first BYU runner to rush for over 1,000 yards in consecutive seasons. Beck and Brown became the first quarterback/running back combo to pass for 3,000 yards and rush for 1,000 in the same season twice.

2007 LAS VEGAS BOWL

12/22/07 LAS VEGAS, NEV. (40,712)
BYU 17, UCLA 16

UCLA	3	10	0	3	16
BYU	3	14	0	0	17

TEAM STATISTICS	UCLA	BYU
Rushes-Yards	47-162	28-34
Passing Yards	154	231
Passes	11-29-1	21-35-0

SCORING:

UCLA – Forbath 22-yard field goal
BYU – Payne 29-yard field goal
BYU – Collie 14-yard pass from Hall (Payne kick)
UCLA – Forbath 52-yard field goal
BYU – Reed 13-yd pass from Hall (Paybe kick)
UCLA – Breazell 4-yard pass Bethel-Thomp. (Forbath kick)
UCLA – Forbath 50-yard field goal

GAME SUMMARY:

No. 17 BYU (11-2) won its second consecutive Las Vegas Bowl, 17-16, against UCLA (6-7) in dramatic fashion -- by blocking the Bruins' potential game-winning field goal attempt as time expired. With only three ticks on the clock, true freshman Eathyn Manumaleuna extended his right hand at the right time to block UCLA's potential game-winning, 28-yard field goal as time expired to create what will be known as one of the most memorable bowl finishes in BYU football history. The victory also avenged an early-season loss to the Bruins -- one of only two losses the Cougars suffered during the season. The Cougars, who finished the 2007 season on a 10-game winning streak, were led by sophomores Max Hall and Austin Collie. Hall threw 21-35 for 231 yards and two touchdowns. Sophomore receiver Austin Collie was named the 2007 Pioneer Las Vegas Bowl Most Valuable Player after racking up a game-high 107 yards on six receptions. Collie's 14-yard touchdown reception from Max Hall with 10:32 left in the second quarter gave the Cougars a 10-3 advantage. He was also credited with a game-high 195 all-purpose yards, including three kick returns for a total of 88 yards. The win marked the first time BYU had won back-to-back bowl games since the 1994 Copper Bowl and the 1996 Cotton Bowl. The win over UCLA extended the Cougars' win streak to 10 straight games, which marked the nation's longest active winning streak.

2008 LAS VEGAS BOWL

12/20/08 LAS VEGAS, NEV. (40,047)
ARIZONA 31, BYU 21

BYU	0	7	7	7	21
ARIZONA	7	3	14	7	31

TEAM STATISTICS	BYU	ARIZONA
Rushes-Yards	32-116	28-91
Passing Yards	328	325
Passes	30-46-1	24-35-0

SCORING:

ARIZ – Grigsby 1-yard run (Bondzio kick)
ARIZ – Bondzio 31-yard field goal
BYU – Unga 1-yard run (Payne kick)
BYU – George 1-yard pass from Hall (Payne kick)
ARIZ – Dean 37-yard pass from Tuitama (Bondzio kick)
ARIZ – Gronkowski 24-yard pass from Tuitama (Bondzio kick)
ARIZ – Tuitama 6-yard run (Bondzio kick)
BYU – Hall 1-yard run (Payne kick)

GAME SUMMARY:

BYU totaled 444 yards of total offense compared to Arizona's 416, but the No. 16 Cougars fell short of their third-straight bowl victory, falling 31-21 to the Arizona Wildcats in the 2008 Pioneer Las Vegas Bowl at Sam Boyd Stadium on Dec. 20. Trailing late in the game, BYU put pressure on Arizona with a comeback attempt when the Cougars followed a touchdown with a successful on-side kick. Wide receiver O'Neill Chambers recovered the ball for BYU, but the ensuing field-goal attempt hit the upright and left the Wildcats with a two-possession lead, enough to hold on for the win. Austin Collie continued to set BYU records in career receptions (215) and single-season receptions (106). The All-American receiver also tied an NCAA single-season record held with Texas Tech's Michael Crabtree with his 11th consecutive 100-yard receiving game. BYU quarterback Max Hall completed 30-of-46 passes for 328 yards and one touchdown pass. The Cougars finished the year 10-3 while the Wildcats improved to 8-5. BYU was one of only seven programs in the nation to win 10 or more games each year from 2006-2008. The Cougars last accomplished the feat from 1983-85.

**2009 LAS VEGAS BOWL**

12/22/09 LAS VEGAS, NEV. (40,047)
BYU 44, OREGON STATE 20

OREGON S	7	0	0	13	20
BYU	14	9	7	14	44

TEAM STATISTICS	BYU	OREGON
Rushes-Yards	35-116	27-88
Passing Yards	192	217
Passes	19-30-0	22-47-1

SCORING:

OSU – Canfield 1-yard run (Kahut kick)
BYU – Unga 1-yard run (Payne kick)
BYU – Bauman 34-yard fumble return (Payne kick)
BYU – Payne 28-yard field goal
BYU – Ashworth 25-yard pass from Hall
BYU – Pitta 17-yard pass from Hall (Payne kick)
BYU – Tonga 15-yard pass Hall (Payne kick)
OSU – Rodgers 1-yard run
BYU – Tonga 18-yard run (Payne kick)
OSU – Adeniji 31-yard pass from Katz (Kahut kick)

GAME SUMMARY:

The No. 14 BYU Cougars defeated the Pac-10 second-place Beavers 44-20 at the MAACO Bowl Las Vegas. It was the first-ever Las Vegas Bowl matchup pitting two top-20 teams. BYU's senior class anchored the win as quarterback Max Hall earned MVP honors throwing for 192 yards and three touchdowns. Manase Tonga contributed two touchdowns, while senior tight ends Andrew George and Dennis Pitta led all receivers with 46 and 45 yards, respectively. Defensively, senior linebacker Matt Bauman recovered a key fumble, returning it 34 yards for a touchdown. The score marked the first fumble recovery for a touchdown in BYU bowl history. Fellow team captain Scott Johnson intercepted an Oregon State pass in the fourth quarter and returned it 56 yards to set up BYU's final touchdown of the game. BYU and Oregon State met for the first time in a bowl game and for the first contest since BYU head coach Bronco Mendenhall played for the Beavers in 1986. Wind gusts of 55 mph created some havoc for the passing and kicking games. BYU punter Riley Stephenson kicked a 60-yard low liner with the wind that was the longest kick of his career and tied a BYU bowl record.

2010 NEW MEXICO BOWL

12/18/10 ALBUQUERQUE, N.M. (32,424)
BYU 52, UTEP 24

BYU	17	14	14	7	52
UTEP	3	7	7	7	24

TEAM STATISTICS	BYU	UTEP
Rushes-Yards	50-219	22-(-12)
Passing Yards	295	245
Passes	36-26-2	33-14-3

SCORING:

BYU – Kariya 4-yard run (Payne kick)
BYU – Ashworth 9-yard pass from Heaps (Payne kick)
UTEP – Warren 52-yard field goal
BYU – Payne 38-yard field goal
BYU – Hoffman 31-yard pass from Heaps (Payne kick)
BYU – Hoffman 3-yard pass from Heaps (Payne kick)
UTEP – Adams 67-yard pass from Vittatoo (Warren kick)
BYU – Di Luigi 2-yard run (Payne kick)
UTEP – Adams 37-yard pass from Vittatoo (Warren kick)
BYU – Hoffman 29-yard pass from Heaps (Payne kick)
BYU – Quezada 8-yard run (Payne kick)
UTEP – Adams 49-yard pass from Vittatoo (Warren kick)

GAME SUMMARY:

BYU opened the bowl season with its fourth bowl victory in the last five years with a 52-24 triumph over UTEP in the New Mexico Bowl. The Cougars had a record-setting day to finish the season with a 7-6 record and wins in five of their last six games. Offensive MVP Jake Heaps went 25-of-34 for 264 yards and four touchdown passes, passing Ty Detmer's freshman record for most touchdown passes. Heaps also set the BYU bowl record for best completion percentage (.735) in a bowl game. Safety Andrew Rich was awarded the game's Defensive MVP in his final game as a Cougar, finishing with four solo tackles, two interceptions, one tackle-for-loss, one sack and a pass breakup. BYU played well from the start, scoring on its first five possessions to take a 31-3 lead and set a new first-half New Mexico Bowl scoring record. Cody Hoffman set career highs across the board with eight receptions for 137 yards and three touchdowns, tying a BYU bowl game record for most TD receptions in a game. Mitch Payne passed Owen Pochman as the Cougars' all-time scoring leader with 334 points.

2011 ARMED FORCES BOWL

12/30/11 DALLAS, TEX. (30,258)
BYU 24, TULSA 21

BYU	3	7	7	7	24
TULSA	7	7	0	7	21

TEAM STATISTICS	BYU	TULSA
Rushes-Yards	40-94	27-37
Passing Yards	250	235
Passes	17-40-2	18-32-0

SCORING:

TULSA – Johnson 8-yard pass from Kinne (Fitzpatrick kick)
BYU – Sorensen 35-yard FG
TULSA – Sears 14-yard pass from Kinne (Fitzpatrick kick)
BYU – Hoffman 17-yard pass from Nelson (Sorensen kick)
BYU – Hoffman 30-yard pass from Nelson (Sorensen kick)
TULSA – Burnham 30-yard pass from Kinne (Fitzpatrick kick)
BYU – Hoffman 2-yard pass from Nelson (Sorensen kick)

GAME SUMMARY:

With no timeouts left and 11 seconds remaining in the game, Riley Nelson faked spiking the ball to stop the clock and instead threw to an open Cody Hoffman for the game-winning touchdown to give BYU a 24-21 win over Tulsa in the Bell Helicopter Armed Forces Bowl. BYU faced a 4th-and-9 from the Tulsa 47-yard line with the clock ticking down near three minutes remaining in the game and Nelson scrambled 14 yards to convert the first down and eventually set up the winning score. BYU locked up its fifth 10-win season in the last six years and third bowl victory in a row, a program record. Hoffman, named the Armed Forces Bowl Most Outstanding Player for the Cougars, finished with eight catches for 122 yards and a bowl-record three touchdowns. BYU's defense was stout, surrendering just 272 total yards and only 37 yards on the ground to a Golden Hurricane team that came into the game averaging over 200 rushing yards per game. Kyle Van Noy made play after play on defense with 10 tackles to lead the Cougars, including five tackles for loss, two sacks, one forces fumble and one quarterback hurry. Special teams also played a huge role in the game. Punter Riley Stephenson had eight punts for 335 yards, including seven inside the 20-yard line and two punts over 50 yards.

2012 POINSETTIA BOWL

12/20/12 SAN DIEGO, CALIF. (35,442)
BYU 23, SAN DIEGO ST 6

BYU	0	3	0	20	23
SDSU	3	3	0	0	6

TEAM STATISTICS	BYU	SDSU
Rushes-Yards	30-52	39-119
Passing Yards	244	144
Passes	23-44-3	12-29-3

SCORING:

SDSU - Marden 27-yard FG
SDSU - Marden 23-yard FG
BYU - Sorensen 23-yard FG
BYU - Van Noy 0-yard fumble recovery (Sorensen kick)
BYU - Williams 14-yard run (Sorensen kick failed)
BYU - Van Noy 17-yard interception return (Sorensen kick)

GAME SUMMARY:

Linebacker Kyle Van Noy scored two touchdowns on defense in the fourth quarter, one with the team trailing 6-3 and led the BYU football team to a 23-6 win over San Diego State in the San Diego County Credit Union Poinsettia Bowl Thursday night at Qualcomm Stadium. The win extended the Cougars' bowl win streak to four to build on their current school record. BYU (8-5) forced four turnovers in the fourth quarter and outscored San Diego State (9-4) 20-0 to overcome a 6-3 deficit. After the Aztecs intercepted James Lark on 3rd and goal, the No. 3 total defense turned the tables on the next play and ignited BYU as Van Noy sacked San Diego State's Adam Dingwell to cause a fumble, falling on it for the first touchdown of the game to put the Cougars on top 10-6 with 12:32 remaining in the fourth quarter. The Van Noy show continued with a pick-six to finalize the score, 23-6, late in the fourth quarter. Van Noy was named the defensive MVP after finishing the night with two touchdowns, a forced fumble and fumble recovery, one interception, a blocked punt, 3.5 tackles for loss, 1.5 sacks and eight total tackles. Senior Brandon Ogletree led the Cougars in tackles with 10 and added two tackles for loss. All-American Riley Stephenson helped flip the field for BYU with four punts inside the 5-yard line. Junior wide receiver Cody Hoffman grabbed 10 passes for 114 yards to earn offensive MVP.

2013 FIGHT HUNGER BOWL

12/27/13 SAN FRANCISCO, CALIF (34,136)
WASHINGTON 31, BYU 16

BYU	0	16	0	20	16
WASHINGTON	7	14	7	3	31

TEAM STATISTICS	BYU	WASH
Rushes-Yards	47-180	43-190
Passing Yards	293	129
Passes	25-50-1	18-27-1

SCORING:

WASH - Sankey 11-yard run (Coons kick)
BYU - Hill 1-yard run (Sorensen kick)
WASH - Ross 100-yard kickoff return (Coons kick)
BYU - Sorensen 45-yard FG
BYU - Sorensen 31-yard FG
WASH - Sankey 11-yard run (Coons kick)
BYU - Sorensen 32-yard FG
WASH - Seferian Jenkins 16-yard pass from Price (Coons Kick)
WASH - Coons 45-yard FG

GAME SUMMARY:

Taysom Hill finished the game throwing for 293 yards and rushing for 133 yards. Cody Hoffman had 12 catches for 167 yards for his 18th 100-yard receiving game in his career to break the record held by Austin Collie. He also broke the BYU record for career all-purpose yards, ending his career with 5,015 and passing Curtis Brown. Washington got inside the BYU 20-yard line on two of its first three drives of the game, but the Cougar defense held the Huskies to just one touchdown on their opening possession. BYU drove the ball 88 yards to tie the game at 7-7 on a one-yard run by Hill. The Cougars grabbed the momentum on a fake punt by Daniel Sorensen, and Hill completed his next four passes to move the offense down the field. Washington returned the following kickoff back for a touchdown to take back the lead at 14-7. Two field goals by Justin Sorensen brought the score within one at 14-13. Sorensen's first field goal was from 45 yards, which is a season long. A long kickoff return by the Huskies set up Washington's second rushing touchdown of the game to take a 21-13 lead with just over two and a half minutes left in the first half. Justin Sorensen nailed his third field goal of the game as time expired in the first half to close the gap at 21-16 going into the locker room but went scoreless in the second half.

2014 MIAMI BEACH BOWL

12/22/2014 MIAMI, FL. (20,761)
MEMPHIS 55, BYU 48/20T

BYU	14	14	0	17	3	0	48
MEM	17	7	14	7	3	7	55

TEAM STATISTICS	BYU	MEMPHIS
Rushes-Yards	42-77	51-174
Passing Yards	348	306
Passes	23-49-3	24-36-3

SCORING:

MEM - Malone 33-yard pass from Lynch (Elliott kick)
BYU - Juergens 47-yard pass from Stewart (Samson kick)
MEM - Lynch 1-yard run (Elliott kick)
BYU - Mathews 25-yard pass from Stewart (Samson kick)
MEM - Elliott 39-yard field goal
MEM - Lynch 3-yard run (Elliott kick)
BYU - Leslie 23-yard pass from Stewart (Samson kick)
BYU - Lasike 3-yard rush (Samson kick)
MEM - Lynch 1-yard run (Elliott kick)
MEM - Cross 17-yard pass from Lynch (Elliott kick)
BYU - Samson 23-yard field goal
BYU - Paul Lasike 7-yard run (Samson kick)
BYU - Stout 19-yard INT return (Samson kick)
MEM - Malone 5-yard pass from Lynch (Elliott kick)
BYU - Samson 45-yard field goal
MEM - Elliott 54-yard field goal
MEM - Proctor 11-yard pass from Lynch (Elliott kick)

GAME SUMMARY:

BYU rallied from down 10 in the fourth quarter to take a late lead but a last-minute touchdown from Memphis forced overtime. Each team tacked on three in the first overtime but after giving up a Tiger touchdown, the Cougars were intercepted in the end zone to end the game in a 55-48 loss. Christian Stewart went 23 of 48 for 348 yards and three touchdowns to go along with three interceptions. Stewart spread the ball around, completing passes to 10 different receivers. Mitch Mathews led all pass catchers with nine receptions for 82 yards and a touchdown. Mitchell Juergens caught four balls for 87 yards and a score. Jordan Leslie only caught one pass in his last game as a Cougar, but it went for 23 yards and a touchdown. BYU totaled 425 yards, compared to 480 for Memphis. The Tigers outgained the Cougars on the ground 174-77 and also dominated the time of possession 46:32-28:28. After losing the overtime coin toss, BYU kicker Trevor Samson drilled a career-long 45-yard field goal to put BYU up 48-45. Memphis bested the Cougars' kick with a 55-yard kick from Jake Elliott to send it to double overtime. Memphis opened up the second overtime with an 11-yard touchdown pass to Roderick Proctor, and DeShaughn Terry picked off Stewart at the goal line to end the game.

**2015 LAS VEGAS BOWL**

12/19/15 LAS VEGAS, NEV. (42,213)
UTAH 35, BYU 28

BYU	0	7	7	14	28
UTAH	35	0	0	0	34

TEAM STATISTICS	BYU	UTAH
Rushes-Yards	25-71	47-126
Passing Yards	315	71
Passes	25-56-3	9-16-0

SCORING:

UTAH - Williams 1-yard run (Phillips kick)
UTAH - Carter 28-yard INT return (Phillips kick)
UTAH - Williams 1-yard run (Phillips kick)
UTAH - Hatfield 46-yard INT return (Phillips kick)
UTAH - Wilson 20-yard run (Phillips kick)
BYU - Peck 3-yard pass from Mangum (Samson kick)
BYU - Bernard 10-yard run (Samson kick)
BYU - Kurtz 5-yard pass from Mangum (Samson kick)
BYU - Mangum 4-yard run (Samson kick)

GAME SUMMARY:

After surrendering five turnovers on its first five possessions, BYU found itself in a 35-0 hole after the first 10 minutes of the game. BYU rallied for a touchdown on its last possession of the first half to trail 35-7. Out of the break, the Cougars strung together three more touchdowns and held the Utes (10-3) scoreless to make it 35-28 with 3:23 remaining in the game. Utah converted two first downs on its final drive to get into the victory formation and prevent the Cougars from having another chance. After a forgettable first quarter, BYU dominated the statistics, outgaining Utah 386 to 197 in total yards and 315 to 71 in the throwing game. Despite throwing three interceptions and fumbling in the first quarter, true freshman Tanner Mangum stayed composed to finish the game 25 of 56 for 315 yards and two touchdowns. He also rushed for a 4-yard touchdown. Devon Blackmon caught three passes for 97 yards while Nick Kurtz and Remington Peck each caught a touchdown pass. Francis Bernard added one rushing touchdown as part of his seven carries for 58 yards. Defensively, Bronson Kaufusi led BYU in tackles in his final game of a Cougar with nine and had three tackles for loss. With 5:05 to go, Utah went for a short 4th-and-1 and the BYU defense stuffed Joe Williams for no gain to get the ball back at the Cougar 40-yard line with 5:05 to go. Mangum hit Blackmon for 45 yards to get BYU inside the Utah 4-yard line. Mangum called his own number and rushed four yards for the score to make it 35-28 with 3:23 on the clock. The Ute offense did just enough to get two first downs on the ensuing drive and never gave the Cougars a chance to complete an incredible comeback.

2016 POINSETTIA BOWL

12/21/16 SAN DIEGO, CALIF. (28,114)
BYU 24, WYOMING 21

BYU	7	3	7	7	24
WYOMING	0	0	7	14	21

TEAM STATISTICS	BYU	WYO
Rushes-Yards	35-216	46-166
Passing Yards	96	207
Passes	8-15-1	17-33-2

SCORING:

BYU - Mangum 3-yard run (Almond kick)
BYU - Almond 27-yard field goal
WYO - Hill 4-yard run (Rothe kick)
BYU - Baldersee 5-yard pass from Mangum (Almond kick)
BYU - Williams 36-yard run (Almond kick)
WYO - Gentry 9-yard pass from Allen (Rothe kick)
WYO - Gentry 23-yard pass from Allen (Rothe kick)

GAME SUMMARY:

BYU led 24-7 in the fourth quarter, but a furious Cowboy comeback made it a thriller in the final minutes. Wyoming cut the advantage to 24-21 and had the ball at the Cougar 32-yard line with 1:22 to play before senior Kai Nacua picked off a pass heading near the end zone to end the final threat of a comeback. Senior running back Jamaal Williams put on a show in his final game at BYU, running for 210 yards and one touchdown on 26 carries. Quarterback Tanner Mangum scrambled and punched in the first score to put BYU up 7-0 with 38 seconds to play in first quarter. BYU was able to get three points at the 3:08 mark in the second quarter with a 27-yard field goal from Rhett Almond. Out of the break, Wyoming went 60 yards on its first drive, capped by a 4-yard touchdown run to cut BYU's lead to 10-7 after a drive over eight minutes long. On a desperation throw to the end zone, the ball bounced off of multiple players' hands before falling into Tanner Baldersee's arms for a 5-yard touchdown for a 17-7 lead with 2:42 in the third. Dayan Lake stepped in front of a pass and intercepted it for his third pick of the year. The Cougars cashed in five plays later when a Jonah Trinnaman block helped spring Williams for a 36-yard touchdown run to make it 24-7 to start the fourth quarter. The back and forth scoring continued when Wyoming made it 24-14 after a 9-yard touchdown pass with 7:35 left in the game. The Cowboys continued to fight with another touchdown from Wyoming wide receiver Tanner Gentry (his second of the game) with 2:11 to go to make things interesting at 24-21. BYU had to punt it back to Wyoming with 1:52 remaining. After getting to the 32-yard line, Wyoming's quarterback was intercepted by Nacua as he jumped in front and picked it off to seal BYU's victory.

2018 POTATO BOWL

12/21/18 BOISE, IDAHO. (18,711)
BYU 49, WMU 18

BYU	7	0	28	14	49
WMU	0	10	0	8	18

TEAM STATISTICS	BYU	WMU
Rushes-Yards	33-132	39-138
Passing Yards	358	175
Passes	19-19-0	20-37-1

SCORING:

BYU - Collie 26-yard pass from Wilson (Southam kick)
WMU - Jamauri Bogan 33-yard run (Pieddie kick)
WMU - Gavin Pieddie 37-yard field goal
BYU - Collie 8-yard pass from Wilson (Southam kick)
BYU - Burt 37-yard run (Southam kick)
BYU - Hifo 70-yard pass from Wilson (Southam kick)
BYU - Ghanwoloku 1-yard run (Southam kick)
BYU - Milne 5-yard pass from Wilson (Southam kick)
WMU - Eleby 1-yard run (Reed pass from Eleby)
BYU - El-Bakri 1-yard run (Southam kick)

GAME SUMMARY:

Freshman quarterback Zach Wilson was a perfect 18 of 18 for 317 yards and four touchdowns and led BYU to a 49-18 win over Western Michigan in the 2018 Famous Idaho Potato Bowl. Wilson set the BYU single-game record with his 18 consecutive completions and earned MVP honors. Senior linebacker Sione Takitaki led the defensive effort with his own career-best 19 total tackles. BYU scored 35 unanswered points en route to the victory. The Cougars posted 490 yards of total offense. Trailing 10-7 after halftime, BYU got in the end zone to open up the half on only three plays. Collie grabbed his second touchdown pass of the game, an 8-yard reception to make the score 14-10 with 13:14 left on the clock. After a 20-yard reception by Dallin Holker, Riley Burt split two Bronco defenders running down the field 37 yards to get into the end zone and make the score 21-10. It only took one play to score another touchdown as Aleva Hifo caught a 70-yard bomb down the sideline with one hand to put the Cougars ahead 28-10. After the touchdown, Austin Lee intercepted the ball and returned it 26 yards to the Bronco 32-yard line. On a trick play with Austin Kafentzis under center, the ball was pitched to Dayan Ghanwoloku lined up at tailback who went over center for a one-yard touchdown, putting the score at 35-10 with 2:47 left in the third quarter. BYU continued scoring on consecutive drives into the fourth quarter. Wilson found Dax Milne for his first career touchdown to increase BYU's led to 42-10. Western Michigan scored its second touchdown of the game after giving up 35-unanswered points to the Cougars as Bronco quarterback Kaleb Eleby pushed over center putting six points on the board. After a successful two-point conversion, the score stood at 42-18 with 7:37 left on the clock. The Cougars tacked on another touchdown as senior quarterback Tanner Mangum, a Boise native, found Collie for a 41-yard pass before Brayden El-Bakri ran the ball in from one yard out, making the score 49-18.

A A A

Abbott, Fielding	1946-47
Adams, Doug	1972-74
Adams, John	1981
Adams, Richard	1967-69
Adams, Tim	1989
Affleck, Dave	1972-73
Aguirre, Lee	2009-10
Ah You, Charlie	1973-75
Ah You, Chaz	2017
Ah You, CJ	2001, 03
Ah You, Harland	1995-97
Ah You, Matt	2003-04, 08
Aiono, Aissac	2001-03
Aitken, Ray	1949
Akeo, Ladd	1984-86
Akerfelds, Daniel	1982-83
Alba, Micah	2002-04
Albrecht, Scott	1994
Alexander, Payton	1926-27
Alger, Ned	1950
Alisa, Michael	2008, 11-14
Allen, Bill	1974-75
Allen, Eddie	1936-37
Allen, James	2002-03
Allen, Mark	1983-84
Allen, Marvin	1978, 81-84
Allen, Matt	2004-07
Allen, Paul	1960-61
Alletto, Nick	2007-10
Alletto, Terrance	2009, 12-14
Alphin, Bob	1964-65
Alphin, Dave	1965-67
Allred, Art	1969-70
Allred, Mart	1956
Almond, Rhett	2015-18
Ambrosius, Joe	1995-97
Amone, Philip	2016-17
Anae, Brad	1980-81
Anae, Famika	1954-55
Anae, Famika	2010-12
Anae, Robert	1982-84
Andersen, Jason	1994-97
Andersen, Rj	1996-97
Anderson, Jason	1998
Anderson, John	1949
Anderson, Justin	2001-02
Anderson, Kenneth	1924
Anderson, LeGrande	1925-26
Anderson, Mel	1941
Anderson, Neil	1982-83
Anderson, Rob	1979-80
Anderson, Steve	1982
Anderson, Tyler	1988, 91-93
Anderson, Zayne	2015-17
Anderton, Judd	2005-07
Andrews, Regan	1981-83
Andrus, Lou	1965-66
Ane, Neal	1976
Ansah, Ezekiel	2010-12
Apo, Ross	2011-14
Apostol, Kip	1976-77
Archibald, Ben	1997, 00-01
Arellano, Scott	2013-14
Armstrong, Bob	1982-83
Armstrong, Isaiah	2016

Arnold, Josh	1988-91
Asay, Bert	1934-35
Ash, Wayne	1956
Ashdown, Bob	1964-66
Ashman, John	1990
Ashworth, Luke	2005, 08-10
Atkinson, Bryant	2002-03
Atkinson, Dave	1971-73
Atkinson, Jordan	2009-2010
Atuaia, Donny	1996-1999
Atuaia, Mark	1991, 94-96
Attig, Aaron	2007
August, Bill	1971-72
Aulai, Sete	2006-07
Aupiu, David	1979-82
Autenticco, Randy	1963
Awai, Barrett	1991-92
BBB	
Badger, Chris	2013-16
Badger, Lonnie	1953
Bailey, Joe	1971-73
Bailey, Mike	1971
Baker, Frank	1961-63
Baker, Wayne	1972-74
Balderree, Tanner	2015-17
Baldwin, Sam	2016
Baldwin, Tom	1993-95
Balholm, Neil	1981-82
Ball, Jason	1993
Ballard, Jim	1963
Ballif, Ariel	1924
Ballif, Jae	1950-52
Ballif, Mark	1929
Balmforth, Jim	1988-90
Baltzer, Tom	1966-67
Banker, Carl	1962-63
Banky, Richard	1965-67
Banzhaf, Steve	1970
Barker, Todd	1999
Barney, Chad	2002-03
Barrow, Bob	1961-63
Barrus, Dave	1958-59
Basinger, Earl	1927
Bateman, Eric	1995-97
Bateman, Fred	1939-40
Bateman, Max	1936-37
Bates, Dan	2004-06
Bates, Derick	1995-98
Bates, Layne	1989
Bauman, Matt	2004, 07-09
Bean, Bob	1966-67
Bean, Larry	1952
Bean, Ron	1943-54
Beatty, Byron	1989
Bechtold, John	1983
Beck, Jason	2004, 06
Beck, John	2003-06
Beck, Ryan	2004-05
Beck, Tyler	2007, 11-13
Beckett, Paul	1988
Beckstead, Chad	1936-38
Beckstrom, Mark	1949
Belcher, Curg	1964-67
Bell, Jeff	2007-09
Bell, Tom	1977-79
Bellini, Mark	1982, 84-86

Bellini, Matt	1987-90
Belnap, Bud	1958-60
Bench, Dean	1925
Benson, Don	1948-50
Bennion, Roy	1955, 58-59
Bergeson, Eric	1988-89
Bernard, Francis	2015-16
Berry, Matt	2002-05
Berry, Rex	1948-50
Berntsen, Mark	1975-77
Bertotti, George	1932
Betham, Jimmy	1999-00
Betham, John	1972-74
Beverley, Kish	2002
Biddulph, Floyd	1931-32
Biddulph, Buddy	1925
Biddy, Bob	1975-76
Biegel, Rocky	1988-91
Biegel, T.D.	1993-94
Billicek, Brian	1974-76
Bills, Bob	1951
Bills, Craig	2009, 12-14
Bills, KC	2003, 05
Bills, Karol	1949, 52
Bingham, Neil	1968-70
Bird, Forest	1936-38
Bird, Ken	1941-42
Bird, Nick	1923
Bisgaard, Christopher	1995-96
Bisho, Chris	1986, 87
Blackham, Gordon	1964-65
Blackham, Shirl	1939-40
Blackmon, Devon	2014-15
Blackwell, Clay	1978-79
Blanc, Jeff	1973-76
Bledsoe, Jared	1998
Bloomfield, Henry	1995-96
Bloomfield, Tefua	1994-95
Boardman, Alan	1993-96
Bockwoldt, Colby	2000-03
Bolden, Chris	2006-07
Bolli, Tyler	1993-96
Borgia, John	1984-87
Bosco, Angelo	1951
Bosco, Robbie	1983-85
Boulter, Roy	1947
Bower, Wayne	1971-73
Bowers, Carl	1969-71
Bowers, Dan	1969-71
Bowers, Wesley	1942
Bowman, Bernardino	1922-24
Bowman, George	1951-53
Bowman, Spero	1970-71
Boyce, Andy	1988-90
Boyette, Casey	1966-68
Bozich, Craig	1966-68
Bradford, Perry	1978
Bradley, Brandon	2007-10
Brady, Mark	1979-81
Brady, Mike	1960-62
Brady, Phil	1962-64
Brady, Steve	1980-81
Braga, Matt	1979-80
Brandon, Josh	2002-03
Brasher, Austin	2015
Brathwaite, Reynaldo	2003

Bray, Ken	1963-65
Brewster, Dennis	1963-65
Bright, Travis	2006-08
Brink, Lloyd	1938-40
Brinley, Eldon	1928-30
Brock, Randy	1991-94
Brooks, Brannon	2008
Brooks, Dave	1971-73
Brooks, Michael	1988
Brown, Algernon	2013-16
Brown, Braden	2009-12
Brown, Clay	1978-80
Brown, Curtis	1958
Brown, Curtis	2002, 04-06
Brown, Jackson	2003
Brown, Maniaia	2003-05
Brown, R.K.	1957-58
Brown, Reed	1976
Brown, Rhen	2010
Brown, Terence	2005, 09-11
Brown, Tyrone	1997-98
Brumfield, Scott	1991-92
Brundage, Dewey	1951-53
Bryant, Bill	1990-92
Bryant, Dan	1995
Bryson, Thomas	2010
Buchanan, Kayle	2004-07
Buchanan, Rob	1978-79
Buck, Jason	1985-86
Buckner, Robbie	2009-12
Bullock, Burt	1956, 58-59
Bunker, Carl	1962-63
Bunnell, Karl	1927-29
Bussell, Merrill	1922-23
Burbridge, Jon	2001-04
Burningham, Rex	1982-83
Burr, Bruce	1950
Burr, Tom	1951
Burt, Riley	2015, 18
Busenbark, Don	1986-88
Bushman, Matt	2017-18
Bushore, Don	1946-49
Buswell, Blair	1981
Butler, Tony	1982
Buys, Joseph	1926-28
Bybee, Royce	1979-80
CCC	
Cabulagan, Pat	1981-83
Cahoon, Ben	1996-97
Cahoon, Brad	1986-87
Caldwell, Paul	1955-58
Call, Dee	1942
Call, Ken	1967-68
Campbell, Jason	1995
Campos, Steve	1956
Campos, Dave	1977
Canada, Squally	2016-18
Cannon, Curt	1996-97
Carlile, Alan	1977
Carlson, Brent	2000-03
Carlson, Chuck	1974-76
Carlson, Clark	1973-75
Carlson, Kent	1986
Carlson, Steve	1979-80
Carr, Larry	1972-74
Carter, Nate	2014-15



RB Mark Atuaia



LB Matt Bauman



WR Mark Bellini



WR Ben Cahoon



Carter, Virgil	1964-66	Corbett, George	1927	Doerr, Dick	1949	FFF	
Carter, Ross	1952	Corchnoy, Barry	1962-64	Doman, Brandon	1998-01	Faalufua, Wayne	1981-82
Chadwick, Dave	1948-49, 52	Corless, Albert	1927	Doman, Bryce	1988, 92-94	Facer, Steve	1969-71
Chaffetz, Jason	1988-89	Corley, Stacey	1988-90	Doman, Cliff	1996-99	Fairbanks, Lloyd	1973-74
Chamberlain, Garth	1939-41	Corson, Steve	1977	Doman, Dennis	1970-71	Fales, Andrew	1998-00
Chamberlain, Royal	1922	Covey, Sean	1987-89	Doman, DJ	2013-14	Falslev, JD	2010-13
Chamberlain, Royal	1922-93	Cowart, Jeff	2000-02	Doman, Kevin	1985-86	Fannin, Scott	1996
Chambers, Austin	2017	Cox, Matt	1995-97	Doman, Shawn	2006-09	Fangupo, Hebrion	2011
Chambers, O'Neill	2008-09	Crandall, Ray	1971	Doney, Darrell	1950-52	Farasopoulos, Chris	1968-70
Charlton, Scott	1989-91	Crane, Reed	1935-36	Dow, Mac	1936	Farmer, Lance	1991
Chatterton, Marc	1942	Crichton, Tui	2009, 12-13	Dowell, John	1976	Farmer, Scott	1956
Chatterton, Marcell	1946	Criddle, Ben	2006-07	Drage, Eric	1990-93	Farner, Naimie	1962-63
Chipman, Dee	1939-41	Criddle, Matthew	2018	Duerden, Verle	1949	Farnsworth, Harold	1972-73
Chitty, Leonard	1986-87	Criddle, Jesse	1950	Dugger, Jerry	1971	Farris, Alex	2000-01
Chow, Warren	1987	Critchlow, Joe	2017	Duke, Dev	1973-74, 77	Fauteau, Lorenzo	2018
Christensen, Brady	2018	Crittenden, Jim	1954-55	Dulan, Ian	2006-08, 11	Faulkner, Jim	1969-70
Christensen, David	2000, 02-03	Crompton, Craig	1970-72	Dunham, Tyson	2002-03	Faupula, Elias	1994-95
Christensen, Jack	1936-38	Crowe, Chris	1974-75	Dunn, Gary	1958-59	Favero, Dewey	1933-34
Christensen, John	1990-91	Crutchfield, Tony	1988-91	DuPaix, Roger	1960-62	Feinga, Ray	2005-08
Christensen, Quinn	2002-03	Cunningham, Harold	1951-52	Duran, Dave	1965	Felt, Dick	1952-54
Christensen, Rex	1937	Cupp, Aaron	1995-98	Durrant, Jim	1934	Fennessy, Bob	1953
Christensen, Steve	1968	Cutler, Chuck	1986-88	Duva, Jeff	1975	Fernnegan, Garth	1992
Christensen, Steve	1992-93	Cutler, Dallin	2011	Dvorak, Bill	1970-71	Feterik, Kevin	1996-99
Christensen, Toby	2000-03	DDD		Dyches, Ronald	1928-30	Feula, Vince	2004-05
Christensen, Todd	1974-77	Dabney, Jaron	1997, 99	Dye, James	1995-96	Ficklin, Quin	2016
Christiansen, Brian	2002	Dalebout, Paul	1956	Dye, Trey	2014-15, 17	Fields, Tony	1997
Christianson, Frank	1992-93	Dalley, Alvin	1947-49	Dyer, Lee	1942	Filiaga, Pulusila	1979-81
Christley, Milan	1957-59	Daly, Ron	1949-50	EEE		Finai, Pisa	1975
Christopoulos, Tony	1949	Damuni, Jack	1993-94	Earp, Robert	1952	Finrock, Dennis	1969
Chronister, Mike	1976-78	Dangerfield, Steve	1960	Eason, Corby	2009-11	Fisher, Paul	2003
Clark, Brad	1989-92	Daniel, Robertson	2013-14	Eccles, Jim	1947-49	Fisher, Steven	2009
Clark, Glen	1946-49	Darling, Dick	1960-62	EchoHawk, Larry	1968-69	Fitsemanu, Alema	1985, 87, 89-90
Clark, Jayson	2006	Dastrup, Andy	1928-30	EchoHawk, Tom	1972-73	Flaherty, Bob	1951
Clark, Tim	1986-88	Davis, Akile	2015, 17-18	Eckel, Paul	1957-59	Flammer, Mark	1978
Clark, Tom	1956-57	Davis, Bill	1978-80	Eddo, Mike	1982-83	Fleming, Lucky Dare	1969-70
Clarke, Willard	1925-26	Davis, Bob	1987-89	Edmonds, Aaron	2000-01	Flint, Brandon	1981-83
Clawson, Coleby	2008-09	Davis, Kirk	1987-88	Edwards, Corey	2015-17	Foketi, Mosese	2007-08
Clements, Steve	1992-94	Davis, Michael	2013-16	Edwards, Elan	1999-00	Foley, Matt	2015-18
Close, Calvin	1977, 80-81	Davis, Rob	1997-98	Edwards, Jimmy	1981, 84-86	Folsom, Ryan	2010-11
Clove, Alvie	1949-50	Davis, Russ	1978	Edwards, Jim	1989, 92-94	Fonua, Kavika	2014, 16-17
Coats, Daniel	2003-06	Dawe, Parker	2015-16	Edwards, Matthew	2010-11	Foote, David	2010-12
Cobabe, John	1954	Dawe, Zac	2018	Egbert, Hal	1948	Foreman, Nate	1996-97
Coggins, Deven	1988-89	Dawson, Ted	1987-88, 92-93	Egbert, Wendell	1952	Foreman, Roderick	1997
Cole, Tom	1958-59	Dean, Logan	2002	Eggertsen, Armand	1931-32	Fort, Neal	1987, 89-90
Collie, Austin	2004, 07-08	Deavitt, Willard	1939	Ehin, Chuck	1979-82	Fortie, Eldon	1960-62
Collie, Dylan	2018	Decker, Roberle	1946	Ehrmann, Paul	1965-66	Fowler, Blaine	1983-85
Collie, Scott	1979-82	DeCoite, Dan	1999	Eide, Andrew	2016	Fowler, Gavin	2017-18
Collie, Zac	2004-06	Deeds, Keith	1947-49	Eldredge, Lloyd	1980-82	Fowler, Kellen	2002-03, 07-08
Coloma, Jason	1976-78	Deeds, Scotty	1946-47	Elewoniobi, Mo	1988-89	Francis, Dave	1978-80
Colson, Terry	1965-67	Denney, Brett	2006-09	El-Bakri, Bracken	2017-18	Francisco, Aaron	2001-04
Colvin, Reed	1927	Denney, John	2002-04	El-Bakri, Brayden	2015-18	Frandsen, Jeff	1987-89
Condie, Brandon	1996-97	Denney, Ryan	1998-01	Elliott, Kurt	2000-01	Frenkovich, George	1952
Condie, Howard	1957	Dennis, Lonnie	1957-59	Ellis, Jeff	1995-98	Frantz, Gene	1960-62
Condie, Vernon	1931-33	Denney, Craig	1971-73	Ellis, Keenan	2018	Frazier, Danny	1977
Connors, Chris	1990-91	DeSantis, Steve	1990	Ellison, Chris	1997-98	Frazier, Dion	1960-63
Conrad, Mike	1961-63	Detmer, Ty	1988-91	Empey, James	2018	Frazier, Jameson	2009-11
Cook, Ben	1995-97	Dewey, Steve	1974-76	Empey, Mike	1987, 91-93	Frazier, Sid	1965-67
Cook, Cory	1993-94	Dignan, Tom	1974-75	Ena, Justin	1997-02	Freeland, Jim	1994-95
Cook, Jamie	1994-95	Dimick, Bob	1949-50	Engemann, Bret	1999-02	Freeman, Mark	2008
Cook, Jerry	1965-67	Di Luigi, JJ	2008-11	Engstrom, Bryan	2015	Freeman, Ryan	2006, 09-12
Cook, Wayne	1934-35	DiPadova, Nick	2002	Enlow, Tom	1977-78	Friel, Kaneakua	2008, 11-13
Coon, Dave	1970-71, 73	Dixon, Sanky	1926-28	Erdhaus, John	1967	Frierson, York	1999
Coon, Doug	1972	Dixon, Donald Jr.	1955-57	Evans, Joe	1990-91	Frisch, Byron	1996-99
Cooper, Brett	2003-06	Dixon, Buck	1922-25	Everett, DeQuan	2011-12	Fua, Alani	2011-14
Cooper, George	1930	Dixon, Norm	1988-90	Eyre, DeRay	1951-53	Fuga, Romney	2006, 09-12
Cooper, Jason	1993-95	Dixon, Owen	1939-41, 46	Eyre, Nick	1976, 78-80	Fuller, Boney	1922-26
Corbett, Don	1924-27	Dixon, Rick	1967-69				



RB Stacey Corley



LB Bob Davis



KR James Dye



OL Nick Eyre

Fuller, Troy	1986-89	Hafoka, Spencer	2008-11	Hawkins, Wally	1967-68	Howard, Brandon	2006-08
Fulton, Ira	2003	Hague, Mike	2006, 09-13	Haycock, Bevan	1949	Howard, Paul	1970-71
Furstenau, Todd	1995	Hahn, Gary	1975-76	Haymond, Steve	1983-84	Howell, O'Neil	2002-05
Fusi, Edward	2013-14	Hale, Chris	1999, 03-05	Haysbert, Adam	1983-84	Hoyt, Austin	2015-18
Futrell, David	1984-87	Hale, Guy	1962-64	Heaney, Brandon	2001-02, 04	Hubbard, Dave	1974-76
GGG		Hale, Lane	1994-96	Heaps, Jake	2010-11	Hubbs, Keith	1957-59
Gabriel, Dustin	2004-06	Hales, Iman	1931	Heaps, Larry	1968-70	Huber, Max	1965-67
Galea'i, Jray	2010-11	Hall, Jan	1968	Hecker, Jim	1942	Huckaby, Jay	1985-87
Gali Jr., Setema	1997-00	Hall, Kalin	1992-93	Heder, Austin	2011, 14-16	Hudson, Gordon	1981-83
Garber, Jon	1989-90	Hall, KJ	2016-17	Heggins, James	1994	Hudson, Ray	2004
Gardner, Dean	1939-40	Hall, Marshall	1961-62	Heimuli, Anthony	2009	Hughes, Brian	1993-94
Gardner, Glenn	1965-66	Hall, Max	2007-09	Heimuli, Hema	1992-95	Hughes, Erik	1991-92
Gardner, Morris	1946	Hall, Nathan	1992-93	Heimuli, Lakei	1983-86	Hullinger, Jess	1923-24
Garrick, Craig	1982-84	Hall, Steve	1969-70	Heinz, Lyle	1954	Hulse, Clarence	1952
Gaskins, Brenden	2007-09	Hall, Travis	1991-94	Henderson, Dave	1989-91	Hunt, Ed	1956
Gaspard, Al	1977-78	Halladay, Soren	1998-01	Henderson, Kurt	2013-15	Hunt, Kahili	1972-73
George, Andrew	2006-09	Halvorson, Tim	1975, 78-79	Hennefer, Mike	2000	Hunter, Brad	1986, 90-92
Germann, Chris	1986-87	Hamblin, Bob	1951-52	Henstrom, Doug	1997-99	Hunter, Greg	1987-88
Ghanwoloku, Dayan	2016-18	Hamblin, Jay	1948-50	Herget, Todd	1991-93	Hunter, John	1985-88
Gibbs, Nathan	1992-94	Hamilton, Larry	1982-84	Hernandez, Tony	1976-77	Hunter, Logan	1971-72
Gifford, Jack	1960	Hamilton, Waymon	1980-83	Herrick, Joe	1991-93	Hunter, Shane	2009-10
Gilbert, Art	1938, 40	Hancock, Larry	1950-52	Herring, Chandon	2018	Huntsman, Scott	2015
Giles, Earl	1935	Hancock, Ryan	1991-92	Herring, Eli	1987, 91-94	Hutchins, Aaron	1996
Giles, Mark	1973-75	Handley, Darren	1986-88	Herring, Isaac	1999-02	Hutchinson, Grant	1932-34
Giles, Scott	1990-91	Hanks, Dave	1956	Herrmann, Jim	1981, 83-84	Hutchinson, Nate	2006
Gilford, Jernaro	1999, 01-03	Hanks, Wayne	1933	Hess, Connell	2010-11	Hyder, John	1969-70
Gillenwater, Gil	1972-73	Hanna, Sam	1968	Hess, Dean	1939-40	III	
Gillespie, George	1932-34	Hannemann, Micah	2012, 15-17	Hickman, Wayland	1993-94	Ieremia, Mekeli	1974-77
Gillespie, Gerald	1935-37	Hansen, Bill	1994-95	Hifo, Aleva	2016-18	Imboden, Earl	1946
Gillespie, Horace	1946-49	Hansen, Braden	2009-12	Hifo, Marvin	2017	JJJ	
Gillespie, Jeremy	2003-04	Hansen, Brian	1978, 81-82	Hill, Dick	1948-50	Jackson, Elwood	1922
Giordano, Gabe	1995-97	Hansen, Bruce	1981, 85-86	Hill Taysom	2012-14, 16	Jackson, George	1940
Giordano, Philip	1994-97	Hansen, Dan	1970-72	Hilton, Jack	1954-56	Jackson, Harvey	2014
Gledhill, Elwood	1923-24	Hansen, Danny	1977-79	Hinckley, Fritz	1923-25	Jackson, Kip	1968-70
Glatch, Bill	1969-70	Hansen, Mark	2003	Hinckley, Mike	1955	Jackson, Scott	2000-03
Gomes, Lenny	1991-93	Hansen, Regan	1986-88	Hinds, Troy	2014	Jackson, Weldon	1956-58
Gomm, Ken	1954	Hansen, Shad	1989-92	Hinē, Adam	2012-15	Jacobsen, Lloyd	1966-67
Gooch, David	2004	Hanshaw, Tim	1992-94	Hoagland, Greg	1996	Jacobsen, Mike	1962-64
Gooch, Quinn	2004-07	Hapi, Joe	1931	Hobbs, Richard	1985-87	Jacobsen, Mike	1968-70
Gordon, Aaron	2005-06	Harding, Doug	1998-99	Ho Ching, Toloa'i	2014-15	Jacobson, McKay	2006, 09-11
Gourley, George	1971-72	Hardisty, Brad	1982	Hodgkiss, Corby	2003, 05-07	Jacobson, Ron	1956, 58
Gourley, Roger	1975-77	Hardy, Ariel	1937	Hoffman, Cody	2010-13	Jacobson, Tanner	2016-18
Gouveia, Kurt	1983-85	Hardy, Merrill	1948-49, 53	Hogan, Adam	2012-13	James, Don	1953-54
Gravelle, Gordon	1968-69	Harline, Jonny	2005-06	Hoge, Beau	2015, 2017	James, Joe	1967
Gray, Derwin	1989-92	Harmann, Gary	1968-69	Hoge, Chris	1988	Jaramillo, Jim	1978-80
Gray, Brian	1998-99	Harmer, Larry	1994	Hoge, Tristen	2018	Jaussi, Landon	2008-10
Green, Eddie	1987, 89-90	Ham, Gary	1967-69	Hoggan, Mike	1985, 90-91	Jenkins, Ronney	1996-98
Greene, John	1965	Harper, Jared	2002	Hoke, Chris	1997-00	Jenkins, Mike	1990-91
Greene, Kamel	2016-17	Harper, Matt	1997	Hola, Tevita	2009	Jenne, Bruce	1990-92
Greene, Trevion	2017	Harper, Steve	1982-83	Holder, Curtis	2002	Jennings, Gordon	1964-66
Griffin, Don	1968-70	Harrington, Alema	1986-88	Holker, Dallin	2018	Jensen, Alex	1999
Griffith, Kent	1989-91	Harrington, Tau	1988, 90	Holle, Kirk	1990	Jensen, Blake	1982-83
Griffith, Melvin	1930-32	Harris, Antwaun	2004	Holman, Howard	1959	Jensen, Bob	1986-87
Griffitts, Bobby	1993	Harris, Carl	1924, 26	Holmoe, Tom	1979-82	Jensen, Cameron	2004-06
Griffitts, Kyle	2017	Harris, George	1975-77	Holt, Austin	2010-13	Jensen, Craig	1974-76
Gruber, George	1967-69	Harris, Jeff	1977-78	Holt, Gayle	1946-48	Jensen, Ken	1939
Gulley, Jaterrius	2015	Harris, Kelly	1976-77	Holtry, Jeff	1999-00	Jensen, Michael	1980-82
Gulstad, Chris	1992	Harris, Mitch	2017-18	Homolik, Wes	1967, 69-70	Jensen, Phil	1972-75
Gunderson, Brian	1970-71	Harston, Pete	1988-90	Hooks, Margin	1997-00	Jensen, Roland	1939-40
Gunderson, Ryan	2000-01	Hart, Kay	1932-34	Hooks, Terrance	2006-09	Jeppesen, Garen	1987-88
Gunther, Kurt	1980-82	Hartsfield, JD	1997-98	Hoover, Bliss	1928-30	Jewkes, Jackson	1936-38
Gustavson, Paul	1973	Hartwig, Dan	1977	Hopkins, Tom	1981-82	Jimenez, Jacob	2015, 18
HHH		Harvey, James	1990	Horlacher, Fred	1931	John, Delmar	1941
Hadfield, Mark	1994	Harvey, Terrence	1997	Hornung, Reed	2010-12	Johnson, Brent	1978-79
Hadley, Matt	2012, 15-18	Hatch, Jake	1998	Horton, Ben	1997-00	Johnson, David	2002
Hadley, Preston	2011-12	Hatch, Victor	1922	Houk, Terrenn	2012-15	Johnson, Duane	1987-89
Hadley, Spencer	2008, 11-13	Hawkins, Harold	1959	Howard, Bob	1923-25	Johnson, Dustin	1995-97



LB Kurt Gouveia



RB Lakei Heimuli



WR Cody Hoffman



RB Ronney Jenkins



Johnson, James	1993-96	Kehl, Bryan	2002, 05-07	Leavitt, Jared	1990-91	MMM	
Johnson, Jim	1960-61	Kehl, Ed	1995-98	Ledbetter, Lennon	1980-81	Maddux, Justin	2003-05
Johnson, Jordan	2011-12, 14	Keim, Mike	1988-90	Ledenko, Rob	1983-84	Madsen, Lowell	1950-52
Johnson, Kyle	2013-15	Keisel, Brett	1998, 00-01	Lee, Austin	2017-18	Madarieta, Levi	2001-03
Johnson, Lee	1981-84	Keitzman, Jim	1946-47	Lee, Ervin	1989-91	Madsen, Michael	1999-00, 02
Johnson, Louis	1930-31	Kellermeyer, Doug	1981-83	Lee, Hiva	2017	Maeser, Keith	1922
Johnson, Malcolm	1934	Kelley, Isaac	1999-01	Lee, Jared	1999-00	Magalei, Issiah	1996-98
Johnson, Marques	2013-14	Kennedy, Jared	1996-97	Leeper, Bill	1967-68	Magalei, Shane	1996-99
Johnson, Matt	1998-99	Kessler, David	2015	Lefevre, Reg	1939-40	Magleby, Francis	1948-49
Johnson, Merrill	1960	Kim, Moses	1964-66	Legas, Dick	1968-70	Magleby, Russell	1928-30
Johnson, Scott	2007-09	Kimball, Edwin	1923-24	Leiatatau, Uriah	2017-18	Magoffin, Dick	1958-59
Johnson, Sid	1979	Kimball, Tim	1948-49	Leonard, Drew	1937-38	Mahe, Reno	1998, 01-02
Johnston, Carroll	1956-57	Kimball, Tom	1938	Lesatele, Lene	2015	Mahina, Devin	201, 12-14
Johnston, Mike	1992-95	Kimball, Warren	1951	Leslie, Jordan	2014	Mahoney, Tim	1974
Joiner, Isiah	2000	Kimmel, Jim	1962-64	Leung-Wai, Aveni	2010-11	Mahuika, Bryce	2004, 06-08
Jolley, Doug	1998-01	Kinard, David	1985, 89-91	Leuta-Douyere, Jher.	2012-15	Malsarie, John	1961-63
Jones, Breyon	2002-03, 05	Kinder, George	1958	Lever, Keith	1990-91	Mandell, D'Angelo	2018
Jones, Charles	1996	King, David	1984-86	Lewis, Burnell	1931	Mangum, Parker	2009
Jones, Danny	2018	Kiser, Larry	1987	Lewis, Chad	1993-96	Mangum, Tanner	2015-18
Jones, Grant	2015-17	Kline, Dan	1966	Lewis, Gail	1939-41	Mannion, John	1981-82
Jones, Homer	1979-80	Knight, Ron	1970-71	Liapis, Pete	1946	Manson, Hunter	1922-23
Jones, Jimmy	1981-82	Knight, Shawn	1983-86	Liava'a, Tevita	1997	Manson, Judd	1930-32
Jones, Lloyd	1978-80	Knight, Tim	1986-88	Liday, Bob	1942	Manumaleuna, Eathyn	2007, 10-13
Jones, Monte	1963-65	Knight, William	1994	Liljenquist, Joe	1969-71	Manwill, Walt	1978-81
Jones, Rick	1968, 70	Knoblauch, Paul	1962-64	Linder, Jack	1961-62	Marchello, Ivan	1989
Jones, Richard	1977	Knowles, Chad	1992-94	Lindley, Lance	1984-85	Marking, Jerry	1940-41
Jones, Robert	1963	Knudsen, Clarence	1924-26	Lindquist, Ed	1963	Marquardt, Daniel	2002-05
Jones, Roy	1956	Knudsen, Moyle	1936-38	Lindsley, Steve	1985-86	Marquardt, Michael	2001, 04
Jorgensen, Austen	2007, 10-13	Kochevar, Lewis	1950-51	Lindstrom, Dave	1949, 52	Marriott, Bill	1962-64
Jorgensen, Jan	2006-09	Kochevar, Paul	1953-54	Lindstrom, Jeff	1993	Marriott, Todd	1988
Jorgensen, Todd	1992	Kolbaba, Nathan	2002-03	Linehan, Jonny	2015-17	Marshall, Bob	1963-64
Jory, Justin	2000, 03	Koller, Lyle	1946-49	Linford, Frank	1974	Marshall, Hunter	2016
Juergens, Garrett	2014-16	Kormylo, John	1978	Linford, Jay	1983	Marshall, Matt	2008-11
Juergens, Mitchell	2014-16	Koroma, Tejan	2014-17	Linford, Paul	1972-74	Martin, Brad	1995-98
KK		Kozlowski, Glen	1981, 83-85	Linford, Ray	1978-80	Martin, Drayton	1990
Kafentzis, Austin	2017-18	Kozlowski, Tyler	2007-08	Litchfield, Randy	1973	Martini, Ralph	1987
Kafu, Solomone	2008, 11-14	Kuhlman, Bill	1956	Livingston, Jeff	1961-63	Martinez, Joe	1952, 55
Kahaiali'i, Walter	2007, 10-11	Kukahiko, Jason	2001-04	Livingston, Joe	1973	Matau, Chris	1985-86
Kaluhiokalani, Kalama	2010	Kuresa, Jake	2003-06	Lloyd, Cecil	1948-49	Mathie, Lynn	1958, 62-63
Kama, Gary	1975-77, 79	Kuresa, Alex	2011-12	Lloyd, Don	1925	Matich, Trevor	1979-80, 83-84
Kanahele, Marcus	1975-76	Kurtz, Nick	2015-16	Lloyd, Vaughn	1935-38	Matsuzaki, Micah	1989-91, 93
Kanuch, Tuni	2014-17	LLL		Lloyd, Wesley	1925	Mathews, Marcus	2010-13
Kapele, John	1957-59	Lacey, Mike	1979-81	Lobue, Sam	1973-74	Mathews, Mitch	2012-15
Kapele, John	1987	LaComb, Frank	1932-34	Logan, Brian	2009-10	Mathews, Ryker	2012-15
Kapisi, Jared	2018	LaComb, Gary	1954-55	Lomax, Desmond	1996-97	Mathews, Bill	1956
Kariya, Bryan	2008-11	Ladd, Tom	1989-91	Long, Rod	1948-50	Mathews, Blaine	1983
Karpowicz, Bob	1949-51	Lafitte, Michael	1999-01	Long, Troy	1985-88	Mathews, Keith	1950-52
Kasper, Chris	2000	Lahmann, Tom	1966-68	Longhurst, Herman	1940-42	Mathews, Weldon	1930-33
Katoa, Andy	1985-86	Lamb, Ed	1995-96	Longshore, Nick	2006	Mattingly, Ty	1985-86
Katoa, Fotu	1989	Lamb, Tucker	2009	Longson, Kieffer	2017-18	Mauga, Ammon	2000-02
Katoa, Fred	1990	Lambert, Darrin	1987	Loper, Mike	1966-68	Mavrakis, Sam	1939, 41
Katoa, Lopini	2018	Lane, Eric	1979-80	Lopez, Richard	1966-68	May, Bryan	1989-91
Kauffman, Earl	1988-91	Langi, Harvey	2014-16	Loose, Bob	1954	Maynard, Ken	1940
Kaufusi, Bronson	2012-15	Lapuaho, Ului	2014-15, 18	Lott, Dean	1986-87	Mazorra, Dennis	1981-82
Kaufusi, Corbin	2016-18	Lark, James	2010-12	Loveless, Elmer	1928-29	Mazzotta, Casey	1992-93
Kaufusi, Devin	2018	Larsen, Bob	1971-73	Lovely, Gary	2004-06	McBeth, Paul	1935-37
Kaufusi, Isiah	2017-18	Lasike, Paul	2012-14	Low, Josh	1997-00	McBeth, Travis	1987-88
Kaufusi, Rich	1989-90	Latimer, Don	1954	Lowry, Dave	1974-76	McChesney, Austin	2016
Kaufusi, Steve	1986-87	Latu, Wayne	2005, 08	Luekenga, Kyle	2005-06, 08	McCluskey, Mark	1974-75
Kaumatuile, Moses	2015-16	Lauder, David	1992, 94	Luetgerodt, Justin	2004-05	McCorquindale, John	1976
Kautai, Teu	2013-15	Laulille, Tomasi	2014-16	Lundberg, Jerry	1952	McCubbins, Aaron	1998-01
Kaveinga, Uona	2011-12	Laulu-Pututau, Mor.	2015-16, 18	Lupoi, John	1967-69	McCullough, Hassan	1992
Kawaa, John	1962-63	Lavery, Ben	1965-66	Lyman, Jeff	1969-70	McCullough, Keith	1984-85
Kealaluhi, K.O.	1995-96	Lawlor, Quinn	2013	Lyons, Marc	1967-69	McDade, Jim	1983-84
Kearsley, Brayden	2013-14	Leavitt, Dallin	2013-14	Lyons, Walter	1935	McDonald, Brian	2000-01
Keele, Eddie	2003-06	Leavitt, Fred	1955, 58-59			McDonald, Jay	1984-85
Keele, Ryan	2001-02	Leavitt, Hafen	1939				



TE Doug Jolley



DL Shawn Knight



DB Brian Logan



WR/RB Reno Mahe

McEuen, Kurt	2008	Molini, Trevor	1984-86	Norman, Keyan	2016-17	Pau'u, Niel	2017-18
McEwen, Terry	1976-77	Monahan, John	1970-72	Norton, Harold	1950	Paxman, Gary	1950-52
McFarlane, Nyle	1958	Monson, Calvin	1953	Nowatzke, Tim	1991-94	Pay, Gary	1990-92
McFerren, Brandon	2000	Monson, Harold	1968	Nuckolls, Randy	1975	Payne, Matt	2001-04
McGinn, Joe	1958-59	Moore, Larry	1995-96	Nua, Shaun	2002, 04	Payne, Mitch	2007-10
McGiven, Gary	2003-04	Moore, Malik	2018	Nuno, Carlos	1997-99	Paynter, Dean	1974
McGuire, Kaipo	1993-96	Moore, Robert	1932	Nwigwe, JJ	2015-17	Pearson, Colby	2013-16
McIntosh, Kimball	1924	Morgan, Blake	2008-09, 13	Nyberg, Brent	1989-90	Pearson, Rich	1994
McKee, Dave	1977-78, 81	Morgan, Frank	1922	000		Peaua, Moa	2004
McKenzie, Brian	1996-97	Morgan, Mike	1979-82	Oaks, Charlie	1933-35	Peck, Remington	2012-15
McLaren, Dave	1955	Morgan, Omarr	1996-97	Oates, Barry	1980-82	Pehrson, George	1935
McLaughlin, Derek	2005-06	Morrell, Kyle	1981-84	Oates, Bart	1980-82	Pendleton, Jordan	2008-11
McLaughlin, Jared	2005-06	Morris, Michael	2005	Oates, Brad	1973-75	Pendleton, Kirk	1981-83
McMahon, Jim	1977-78, 80-81	Morris, Rob	1993, 97-99	Oates, John	1985	Pendleton, Lance	2002-03
McNabb, Bill	1982-83	Mortensen, Bennie	1950	Oborn, Kent	1964-66	Peterson, Ben	1995-96
McNaughton, Austin	1964	Mortensen, Eric	1988-91	O'Brien, Mike	1986-88	Peterson, BJ	2009-10
McTyer, Tim	1995-96	Mortensen, Todd	2001-03	Odle, Matt	1988-89	Peterson, Charlie	1998-01
McWhorter, George	1949-50	Morton, Kevon	1997-98	Odle, Phil	1965-67	Peterson, Gary	1975-77
Meadows, Billy	1953	Mo'unga, Tevita	2015-2016	Ofahengaue, Kelepi	1996	Petersen, Greg	1981-83
Mees, Carter	2009-11	Muehlmann, Chris	2007-08	Ofahengaue, Tevita	1997-00	Peterson, Lawrence	1925, 28
Mees, Mike	1979, 81-82	Muehlmann, Mike	2010-11	Ogden, John	1964-66	Peterson, Matt	2010-11
Meibos, Jared	2001-03	Muirbrook, Shay	1993-96	Ogden, Steve	1964-66	Peterson, Paul	1999-01
Meikle, Nathan	2005-06	Mullenbrook, Grant	1941	Ogletree, Brandon	2009-12	Peterson, Scott	1985-88
Mendenhall, Pete	1923-26	Mulleneaux, Lynn	1962-63	Oldroyd, Herman	1948	Peterson, Steve	1965-67
Mendenhall, Mat	1975-79	Murdock, Blake	1973-76	Oliveron, Glen	1942, 46-47	Pettis, Scott	1980-82
Mendenhall, Paul	1953-54	Murdock, Bob	1988	Oliveron, Ray	1950-51	Pettit, Marshall	1999
Mendenhall, Ron	1969-70	Murdock, Steve	1931-32	Olomua, Bristol	1999	Phillips, Danny	2000-01
Mendenhall, Wilford	1923-24	Murdock, Steve	1947	Olsen, Ammon	2013	Phillips, Jim	1969-70
Mendenhall, Zed	2010-12	Murphy, Lynn	1988	Olsen, Hans	1997-00	Phillips, Scott	1977-80
Mendenhall, Zeke	2009-10	Murray, Mark	1936	Olsen, James	1960	Pierce, Raynor	1956-57
Mercado, Hank	1968	Muse, Ivan	1953-54	Olsen, Orrin	1972, 74-75	Pikula, Manoa	2012-15
Merkeley, Floyd	1933-34	NNN		Olsen, Rex	1946-47	Pilgrim, Evan	1991-94
Merkley, Cecil	1924-25	Nacua, Kai	2013-16	Olson, Brent	1968	Pili, Ifo	1998, 01-03
Merkley, Doran	1961-63	Naiwahine, Henry	1964-65	Olson, Mel	1964, 66, 69	Pili, JoJo	2009
Merkley, Scott	1992-94	Nance, Kent	1962, 64-65	Olson, Bob	1956-58	Pili, Trajan	2016-18
Merrill, Kimball	1946-48	Nash, Andrew	1993, 97-98	O'Mary, Kevin	2013-14	Piliimai, Alema	2016
Merrill, Ray	1929-31	Nauihi, Phil	1987-88	O'Neil, Mike	1980-82	Pistorius, Mike	1971-73
Meservey, Matt	1989, 92-95	Nead, Spencer	2001-02	Ongongotau, Vaha	1994-95	Pittman, G	2008
Meteer, Dave	1974-76	Neal, Ray	1954-56	Oramas, Sam	1983-84	Pitman, Jonathan	1999-00
Meyer, Gerald	1968-70	Neal, John	1977, 79	Ord, Andrew	1999-02	Pitta, Dennis	2004, 07-09
Mikkelsen, Andrew	2014, 16-18	Neal, Mark	1987-89	Ord, Jon	1989-92	Pitts, Greg	1991-94
Miles, David	1985-87	Neff, David	1981-84	Ormsby, Mark	1985	Pitts, Paul	1991
Mili, Itula	1991, 94-96	Nehring, Richard	2005	Orr, Bob	1941	Plater, Dan	1978-81
Miller, Bill	1969-71	Neilson, Scott	1977-79	Orr, Budd	1988-89	Pochman, Ethan	1996
Miller, Drew	1997-98	Nelson, Bill	1961-63	Orr, Richard	1984	Pochman, Owen	1997-00
Miller, Jay	1972-74, 76	Nelson, Grant	2007-09	Osborne, Bruce	1947-48	Pollard, Pearl	1929
Miller, Larry	1975-78	Nelson, Keanu	2014	Oswald, David	2006-08	Pollock, Jon	1993-94
Miller, Lynn	1922	Nelson, Riley	2009-12	Overstreet, Leroy	1960	Poodry, Bradley	1949-50
Miller, Steve	1975-76	Nelson, Ted	1969-70	Oyler, Phil	1953-54	Popin, Bill	1976-77
Miller, Tom	1977-78	Nelson, Tyler	1996-99	PPP		Poppinga, Brady	2001-04
Miller, Val	1972-73	Newberry, Max	1965-67	Pace, Corey	1980-81	Poppinga, Dennis	1970-71
Millet, Floyd	1932-33	Newell, Bob	1979	Pace, John	2007-09	Poppinga, Kelly	2006-07
Mills, Dave	1981, 83-84	Nichols, Eddie	1969-70	Packard, Paul	1922-24	Porter, Dave	1989-90
Mills, Mike	1940-42, 47	Nicoll, Kevin	1991-92	Page, Max	1970-71	Porter, Ned	1949
Milne, Dax	2018	Nielsen, Austin	2010	Palmer, Dennis	1964-66	Poston, Ford	1999-2000
Mitchell, Brian	1987-90	Nielsen, Gifford	1975-77	Paongo, Hala	2004-06	PoVey, Skye	2011, 13-14
Mitchell, Kevin	1983	Nielsen, Mel	1950-52	Parker, Robert	1984-86	Powell, Riggs	2007-18
Mitchell, Patrick	1991-94	Nielsen, Wally	1950	Parks, Noah	1995	Powell, Sawyer	2016, 18
Mitton, Bill	1964-65	Nielson, Kip	2002-03	Partridge, Truman	1922	Powers, Ralph	1954-55
Miyahira, Cole	2005-06	Nielson, Mike	1999, 01	Patera, Dennis	1967	Prewator, Jordan	2014-15
Moala, John	1996-97	Nilsen, Reed	1940-42, 46	Paterson, John	1967-69	Presley, Leo	1965-67
Moberly, Scott	1990	Nilson, Jeff	1974-76, 79	Patterson, Craig	1987-89	Prested, Bob	1977, 79-80
Moekai, John	1994	Nisonger, Hap	1931-33	Patterson, Wes	1998	Preston, Mike	1971-73
Moffat, Chad	1988, 91	Niu, Philip	2003	Patton, Lyle	1948	Price, Mitchell	2018
Mohetau, Ofa	2003	Niumatalolo, Va'a	2015-17	Paulson, Art	1949, 51	Price, Roger	1986
Moleni, Stan	1998	Nixon, David	2003, 06-08	Paulson, John	1949-50	Price, Steve	1971-73
Molifua, Wally	1972-73	Norberg, Scott	1984-85	Pau'u, Butch	2015-18	Prince, Clement	1930



DB Tim McTyer



LB Rob Morris



DL Hans Olsen



OL Garry Pay



Pringle, Tico	2006	Roberts, Jim	2001	Segovia, Damian	1999	Smith, Tyson	1999-00
Pritchard, Iona	2008, 12-13	Roberts, Kyle	1991-93	Sekona, Sosua	2005	Snowden, Will	1997-00
Probert, Leo	1929	Roberts, Tim	1967-69	Semanoff, Joe	2005-07	Soelberg, Nate	2003-2005
Probert, Marion	1951-54	Robertson, Heshi	1998-99	Serck, Ken	1968-70	Soffe, Ken	1936-38
Pulsipher, Adam	2015-18	Robins, Roy	1973	Shaw, Gary	1973-75	Soffe, Wayne	1935-36
Pulsipher, Addison	2018	Robinson, Alan	1962-64	Shea, Glenn	1964-65	So'oto, Vic	2005, 07, 09-10
Putnam, Matt	2008-2011	Robinson, Chad	1987-89	Sheide, Gary	1973-74	Sorensen, Daniel	2008, 11-13
Putnam, Norman	1957-59	Robinson, John	1953-54	Shell, Todd	1980-83	Sorensen, Justin	2008, 11-13
QQQ		Robinson, Justin	2005-06	Shelton, Michael	2015-18	Sorenson, Tom	2007-08
Quezada, Joshua	2010, 11	Robinson, Rob	2003	Sherman, Marc	1984-85	Southam, Skyler	2018
RRR		Robinson, Scott	1983-85	Shields, Lloyd	1930-32	Sowards, Jesse	1997-99
Raass, John	1994-95	Robison, Burle	1930-32	Shiffler, Mike	1996-98	Spencer, Brock	1990
Raass, Stan	1994-95	Roderick, Aaron	1997-98	Shifrer, Max	1946	Speredon, Jason	2007-08, 10
Ralph, Dick	1956	Rodoni, Brian	1985-87	Shoaf, Thomas	2016-18	Sprouse, Al	1965
Ramage, Cory	1999-00	Rodrique, Perry	1966-67	Shober, Ernest	1930	Sprows, Jeff	1984-85
Ramage, John	1977, 80-81	Rogers, Courtney	1986-88	Shoemaker, Paul	1995-97	Squires, Monte	1966-68
Ransom, Villar	1942	Rogers, Steve	1980-81	Shurmway, Drew	1953	Sralla, Scott	1991-93
Rasmussen, Korey	1984-86	Romero, Ed	1968	Shurmway, Jay	1984-86	St. Pierre, Ed	1978-80
Rawlinson, Doug	1985-86	Romney, Golden	1925	Shurmway, Shane	1984-86	Stacey, Andrew	2005-06
Rawlinson, Randy	1983-84	Romney, Gunner	2018	Shurmway, Rickey	2017	Staffieri, Markell	2004-07
Reading, Chris	1968-70	Rossi, Pete	1984	Shurmway, Talon	2016-18	Staley, Dustin	1995, 99-01
Reading, Lynn	1956	Roundy, Elmo	1948-49, 52	Sikahema, Kapi	1991	Staley, Lucas	1999-01
Reber, Scott	1977-79	Rowe, Owen	1926-28	Sikahema, Vai	1980-85	Stapley, Hal	1956
Redd, Glenn	1979-80	Rowley, Graham	2010-11, 14-15	Simmerman, Bob	1977	Stapley, Stan	1946-47
Redden, Matt	1992-95	Rozeshi, Ed	1971-72	Simmons, Dean	1933-34	Startin, Wayne	1956-58
Reden, Stehly	2011-12	Russell, Mike	1973-74	Simmons, Dennis	1993-96	Stearns, Ned	1996-01
Reden, Garrett	2007-08	Russell, Tim	1965-66	Simmons, Don	1926	Steele, Greg	1994
Reed, Dermmel	1994-95	Rykert, Dustin	1999-02	Simmons, Gerald	1934	Steele, Tom	2010
Reed, Larry	1946	SSS		Simmons, Henry	1926-27	Stephens, Brandon	2001-03
Reed, Michael	2005-08	Salanoa, Thor	1985-87	Simmons, Ron	1991-93	Stephens, Robert	1988-90
Reeve, Mark	1927-29	Salazar, Rob	1982-83	Simon, Micah	2015, 17-18	Stephenson, Riley	2009-12
Reeve, Wayne	1939-40	Saleapaga, Keanu	2018	Simpson, Ron	1992	Sterling, Otis	1991-92
Reid, Adney	2003	Salido, Mike	1987-88, 90	Sinclair, Paul	1987	Stevens, Chris	1996-97
Reid, Andy	1979-80	Saluone, Pili	1970-71	Sitake, Kalani	1994, 97-00	Stevenson, Derik	1995-98
Reid, Gabriel Po'u	1999-02	Saluone, Terence	1992-93	Sitake, T.J.	1999-00, 04-05	Stewart, Christian	2014
Reid, Spencer	1994-97	Samples, Bruce	1960	Skiba, John	1998-99	Stewart Cody	2016-17
Reilly, Drew	2013	Samples, Gary	1965	Skidmore, Henry	1967-68	Stewart, Ron	1963
Regis, Larry	1956-57	Sampson, Bryan	2014-15	Skinner, Ryan	2000	Stinnett, Eddie	1982-83
Rex, Byron	1990-92	Sampson, Eddie	1994-96	Skousen, Basil	1927-29	Stoddard, Gary	1974
Reynolds, Dallas	2005-08	Sampson, Joe	2011-12	Skousen, Clarence	1927-28	Stoddard, Troy	1993
Reynolds, Houston	2010-11	Sampson, Nate	2016-18	Skousen, Jim	1946	Stolworthy, Reed	1949, 52-53
Reynolds, Lance	1972-73, 76-77	Samson, Trevor	2014-15	Skousen, Marvin	1929-31	Stolworthy, Tom	1960
Reynolds, Lance Jr.	2004-2005	Sanders, Brian	2002-05	Skousen, Murray	1939	Stolworthy, Willard	1953-54
Reynolds, Matt	2008-11	Sanders, Jack	1967	Skousen, Owen	1951-52	Stone, Devon	1961-63
Rhea, Jeff	2002, 05-06	Sanders, Steve	1985-86	Slater, Ryan	2001-03	Stone, Doug	1991-92
Rice, Bill	1974-76	Sandlin, Rhett	2015-18	Slavens, Johnny	1997	Stone, Thayne	1942, 46-48
Rice, Rodney	1987-88	Sanford, Hunt	1932-34	Slayton, Randy	1988-89	Stout, Zac	2010, 14
Rice, Tom	1966	Sanford, Terry	1967-68	Slipp, Jeff	1967-69	Stratton, Steve	1971-73
Rich, Andrew	2008-10	Santiago, CJ	2007-08	Small, Mark	1990	Straw, Jason	1996
Richards, Golden	1970-71	Santiago, Lou	1963	Smilowitz, Julian	1972-73, 75	Stringham, Brock	2011-14
Richards, Jimmy	1996-99	Sarkisian, Steve	1995-96	Smit, Walter	1950-52	Stringham, Jack	1935-37
Richardson, Brock	2007-08	Sartin, Ron	1958-59	Smith, Bennie	1971-72	Stromberg, Doug	1977-79
Richardson, Glen	1960-63	Sartin, Wayne	1956-58	Smith, Brad	1982-84	Stroth, Vince	1980-82
Richardson, Joe	1990	Satterfield, LaVon	1951-53	Smith, Brian	2007	Sullivan, Sean	2007
Richardson, Jordan	2009-11	Saulsberry, Andre	2006-07	Smith, Bruce	1962-64	Sumko, Mike	2001-02
Richardson, Vernon	1930-32	Saunooke, Rob	1988	Smith, Chris	1987-90	Summers, Hyrum	1996-98
Richins, Grant	1942	Scales, Roger	1967-68	Smith, Courtney	1996	Sundwall, Pete	1956
Ridley, Skyler	2007, 10-13	Scanlan, Joe	1966-67	Smith, Dave	1978-79	Sutorius, Paul	1967-69
Rigell, Mike	1998, 00-01	Schaerrer, Cade	1993	Smith, Horrace	1966-68	Swanson, Dave	1968-69
Ring, Bill	1977-78	Schaffer, Max	1942	Smith, Kelly	1983-85	Swenson, Marc	1976-78
Ringwood, Howard	1958-59	Schmidt, Jason	1991	Smith, Ken	1984-85	Swenson, Reed	1923-25
Ripee, Tom	1967-68	Schmidt, Tom	1976	Smith, Lloyd	1961-63	TTT	
Riska, Gene	1939-41	Schmitt, Craig	1998-99	Smith, Mark	1988-90	Taele, Logan	2013-16
Rivera, Keith	1971, 73-74	Schoepflin, Bill	1978-80	Smith, Marlin	1958, 60	Tafuna, David	2004-06, 08
Roberts, Bobby	1965-67	Schow, Doug	1964-66	Smith, Matt	2006	Tahi, Fahu	1999, 03-05
Roberts, Charles	1936-38	Scukanec, Jason	1998-01	Smith, Sid	1972-75	Tait, John	1996-98



K Owen Pochman



LB Spencer Reid



QB Gary Sheide



RB Vai Sikahema

Takenaka, Eric	2015-16	Tuiloma, Travis	2011, 14-16	Ward, Roy	1976	Wilson, Rick	1988
Takitaki, Sione	2014-15, 17-18	Tuipulotu, Peter	1987, 89-91	Wardell, Doug	1962-64	Wilson, Rob	1978-80
Taliauli, Merrill	2013, 16-18	Tuipulotu, Tom	1983, 85	Warner, Chris	2006	Wilson, Ron	1970-71
Tanielu, Handsome	2016-17	Tujague, Garrett	1990-91	Warner, Fred	2014-17	Wilson, Zach	2018
Tanner, Beau	2016-17	Turley, Stan	1940	Warner, Max	1932	Wing, George	1939-41
Tanner, Kirk	1974	Tuuus, Blair	2010-12	Warner, Meldon	1935, 37	Wingard, Casey	1977-78
Tanner, Mike	2000-03	UUU		Warner, Troy	2016-18	Winward, Troy	1998
Tanner, Young	2017	Uale, Travis	2008-11	Waters, Merrill	1936, 38	Witney, Frank	1946
Tapusoa, Johnny	2016-17	Ulufale, Mike	1994-95	Watford, Dennis	1968-70	Wolfram, Solomon	2016-17
Tarleton, Vic	1992-93	Unga, Harvey	2006-09	Watkins, Chris	1999-00	Wolffey, Rick	2007-08
Tausinga, Kesni	2015-17	Unga, Morgan	2015-17	Watkins, Todd	2004-05	Wong, Joe	1997-98
Tautu, Sae	2013-16	Unga, Victor	2008	Watterson, Eric	2004	Wong, Louis	1982-84
Taylor, Clinton	1953-54	'Unga, Uani	2012-13	Watts, Stan	1936	Wood, Dick	1961, 63-64
Taylor, Dan	1972-73	Unger, Nick	1987	Webb, Dennis	1978, 81	Wood, Don	1948, 52-53
Taylor, Dan	1960-62	Unutoa, Morris	1989, 93-95	Weber, Riley	2004-05	Wood, John	1956
Taylor, Dave	1975-76	Uperesa, Keith	1974-77	Webster, Gary	1985	Wood, Rod	1976-78
Taylor, Dunn	1923-24, 26	Uselman, Mark	1974-75	Weed, Mark	1942	Woodward, Jack	1934-35
Taylor, Glen	1954, 56	VVV		Weenig, Jay	1955-56	Worthington, Vernal	1925-27
Taylor, Golden	1934-35	Vacher, Clug	1929-30	Weenig, John	1937, 39	Wright, Bill	1960-62
Taylor, Isaac	2007-08	Vaitai, Manaaki	2007, 10-13	Weenig, Val	1961-62	Wright, Bill	2000-03
Taylor, Jim	1956	Vakalahi, Fono	2009	Weight, Gary	1974-75	Wright, Dave	1983-85
Tenifa, Lolo	2008	Vakapuna, Taufui	2003, 06-08	Weinkauf, Mike	1967-69	Wright, Frank	1934-35
Tennyson, Bob	1962-63	Valdez, Nati	1989-92	Wells, Grant	1971-73	XX	
Te'o, Shiloah	2008	Valgardson, Don	1976	Wells, Von	1970-72	Xanthos, Vincent	2001-03
Terranova, Mark	1973, 75-76	Valgardson, Kam	1997-00	Wesley, De'Ondre	2013-14	YYY	
Terry, Dave	1971-73	Valgardson, Rich	1971	West, Henry	1952-54	Yancey, Daren	1995-98
Tervort, Daniel	2007	Van De Merwe, Jan	1976-77	Westbrook, Michael	1998-99	Yarro, Justin	1992-93
Tew, Kyle	2005	VanDerWouden, John	1975-77	Westover, Udel	1951-52	Yarro, Ralph	1960-61
Thieman, Dick	1965-67	Van Leeuwen, Craig	1974	Whalen, Marcus	2000, 02-03	Yeck, Michael	2012-14
Thiel, Ted	1948	Van Leeuwen, Kent	1986	Wheat, Warren	1986-88	Young, Eddie	1958
Thomas, Rodney	1984-87	Van Noy, Kyle	2010-13	Wheeler, Melvin	1934-36	Young, Ike	1922-23
Thomas, Steven	2008-10	Van Sweden, Dan	2006-07, 09	White, Brian	1986-88	Young, Jonathan	1982-83
Thompson, Brett	2009, 12-13	Van Valkenburg, AJ	2010	White, Greg	1996	Young, LeGrand	1957-59
Thompson, Pat	1986-88	Van Valkenburg, Dan	1976	White, Leon	1982-85	Young, Mike	1987
Thompson, Tod	1976-78	Van Valkenburg, Pete	1970-72	White, Reed	2007-08	Young, Scott	2002-04
Thorn, Paul	1928-30	VanWoerkom, Scott	1989-90	White, Spencer	2003-05	Young, Steve	1981-83
Thorne, Dick	1925-27	Varner, Ross	1976-78	Whithead, Clark	1953	Young, Tom	1992-94
Thorson, Marco	2009-11	Varner, Stan	1973-75	Whiting, Teag	2000-01	Younger, Stan	1977-78
Tialavea, Russell	2005-09, 12	Varoz, Brett	1983	Whitney, Fred	1942	ZZZ	
Tiatia, Sim	1988, 90	Vea, Simote	2010-12	Whitsett, Vic	1979	Zayas, Rich	1986-87
Tibbetts, Ted	1941	Velasco, John	1953-54	Whittingham, Cary	1981, 83-85	Zeller, Mike	1967-68
Tibbitts, Ryan	1979-80	Velasco, Ron	1976-78	Whittingham, Fred	1986-89	Ziolkowski, Jake	2014-15
Tidwell, Dave	1983, 85	Verbantgh, Tom	1953-55	Whittingham, Kyle	1978-81	Zitting, Ron	1956
Tidwell, Neils	1979, 81-82	Verney, John	1934-35	Wilcox, Brad	2013-15	Zogg, Murray	1995-96
Tidwell, Randy	1978-79	Vest, Niles	1933	Wilcox, Chris	2016-18	Zundel, Matt	1989-91
Tingey, Kent	1978-79	Vesterfelt, Jay	1962-63	Wilcox, Jeff	1984-86	Zwahlen, Lynn	1972-73, 76-77
Titensor, Glen	1979-80	Vincent, Hanale	2001-04	Wilgar, Dana	1973-76		
Tiumalu, Casey	1982-83	VonCollin, J. C.	1986-87	Wilkerson, Rod	2001-04		
Tofa, Alden	2018	Vorwallier, Wes	1960	Wilkes, Doug	1978-79		
Tolbert, Max	1949-51	WWW		Wilkinson, Bob	1923		
Tolutau, Ula	2017	Wade, Alton	1953	Wilkinson, Glen	1931		
Tonga, Khyiris	2017-18	Wadsworth, Jeff	1983	Willardson, Troy	1994		
Tonga, Manase	2005-07, 09	Wadsworth, Michael	2013-15	Willett, Ralph	1950		
Tonga, Matongi	2006	Wagner, Aaron	2005-06	Williams, Doug	1978-79		
Tooke, Dick	1949, 51	Wagner, Jadon	2008-11	Williams, Duaine	1992-93		
Toolson, Tom	1973-74	Waldo, Vern	1934-36	Williams, Jack	1997		
Toone, Cliff	1929, 31	Walsh, John	1991, 93-94	Williams, Jamaal	2012-14, 16		
Towle, Kevin	1985	Wakley, Ron	1967-69	Willing, RJ	2004, 07-09		
Tree, Marion	1947-48	Walkenhorst, Paul	2000-02, 05	Willis, Jamal	1991-94		
Tree, Ron	1970-72	Walker, Jason	1995-98	Wilson, Derrus	2000-01		
Trinnaman, Jonah	2016-17	Walker, Kevin	1980-82	Wilson, Grant	1964-66		
Tripp, Elton	2000	Walker, Mark	1979-81	Wilson, Jessie	1934		
Tripple, Leo	1963	Walter, John	1970	Wilson, John	1962-63		
Tucker, Glen	1932-33	Wangsgard, Keith	1930-31	Wilson, Kyle	2002-03		
Tucker, Larry	1974, 76	Wanosik, Bill	1963-65	Wilson, Marc	1977-79		
Tuifua, Langi	2017	Warcup, Rob	1998-99	Wilson, Pete	1931-33		
Tuilot-Mariner, Earl	2018	Ward, Anthony	2000-01	Wilson, Richard	2010-13		



RB Casey Tiumalu



RB Pete Van Valkenburg



DB Michael Wadsworth



LB Leon White



PASSING

YR.	PLAYER	ATT	CMP	INT	YDS	TD
2018	Zach Wilson	120	182	3	1,578	12
2017	Tanner Mangum	147	257	9	1,540	8
2016	Taysom Hill	372	222	11	2,323	12
2015	Tanner Mangum	446	267	10	3,377	23
2014	Christian Stewart	348	199	9	2,621	25
2013	Taysom Hill	438	236	14	2,938	19
2012	Riley Nelson	308	181	13	2,011	13
2011	Riley Nelson	202	116	7	1,717	19
2010	Jake Heaps	383	219	9	2,316	15
2009	Max Hall*	409	275	14	3,560	33
2008	Max Hall*	447	330	14	3,957	35
2007	Max Hall*	496	298	12	3,848	26
2006	John Beck*	417	289	8	3,885	32
2005	John Beck*	513	331	13	3,709	27
2004	John Beck	343	192	8	2,563	15
2003	Matt Berry	235	147	14	1,445	7
2002	Brett Engemann	215	119	8	1,334	6
2001	Brandon Doman	408	261	8	3,542	33
2000	Charlie Peterson	260	149	5	1,617	6
1999	Kevin Feterik	452	277	15	3,554	25
1998	Kevin Feterik	336	202	6	2,718	16
1997	Kevin Feterik	208	125	5	1,767	11
1996	Steve Sarkisian	404	278	12	4,027	33
1995	Steve Sarkisian	385	250	14	3,437	20
1994	John Walsh	463	284	14	3,712	29
1993	John Walsh	397	244	15	3,727	28
1992	Ryan Hancock	288	165	13	2,635	17
1991	Ty Detmer*	403	249	12	4,031	35
1990	Ty Detmer*	562	361	28	5,188	41
1989	Ty Detmer*	412	265	15	4,560	32
1988	Sean Covey	319	174	10	2,607	13
1987	Bob Jensen	259	144	14	1,833	10
1986	Steve Lindsley	287	180	18	2,247	12
1985	Robbie Bosco	511	338	24	4,273	30
1984	Robbie Bosco*	458	283	11	3,875	33
1983	Steve Young#	429	306	10	3,902	33
1982	Steve Young *	367	230	18	3,100	18
1981	Jim McMahon#	423	272	7	3,555	30
1980	Jim McMahon#	445	284	18	4,571	47
1979	Marc Wilson*	427	250	15	3,720	29
1978	Marc Wilson	233	121	13	1,499	8
1977	Marc Wilson*	277	164	18	2,418	24
1976	Gifford Nielsen*	372	207	19	3,192	29
1975	Gifford Nielsen	180	110	7	1,471	10
1974	Gary Sheide	300	181	19	2,174	23
1973	Gary Sheide*	294	177	12	2,350	22
1972	Bill August	144	69	5	891	2
1971	Bill August	87	37	11	448	2
1970	Rick Jones	168	76	17	851	1
1969	Marc Lyons	193	87	11	1,297	9
1968	Marc Lyons	157	66	9	735	2
1967	Marc Lyons	193	99	8	1,313	9
1966	Virgil Carter	293	141	16	2,182	21
1965	Virgil Carter*	250	120	13	1,789	20
1964	Virgil Carter	193	66	14	1,154	9
1963	Ron Stewart	23	10	0	160	1
1962	Eldon Fortie	100	43	11	814	7
1961	Eldon Fortie	83	33	11	469	5
1960	Bud Belnap	51	20	8	285	2
1959	Gary Dunn	31	10	3	223	1
1958	Wayne Startin	68	28	8	332	2
1957	Carroll Johnston	102	39	7	447	3
1956	Carroll Johnston	167	71	15	945	8
1955	Don Dixon	60	21	9	335	2
1954	Ron Bean	42	20	1	437	0
1953	LaVon Satterfield	92	34	8	568	4

* Led Conference, # Led Nation

RECEIVING

YR.	PLAYER	REC	YDS	TD
2018	Matt Bushman	29	511	2

2017	Matt Bushman	49	520	3
2016	Nick Kurtz	49	541	2
2015	Mitch Mathews	54	737	11
2014	Mitch Mathews	73	922	9
2013	Cody Hoffman	57	894	5
2012	Cody Hoffman	100	1,248	11
2011	Cody Hoffman	61	943	10
2010	JJ Di Luigi	45	443	1
	Cody Hoffman	42	527	7
2009	Dennis Pitta	62	829	8
2008	Austin Collie#	106	1,538	15
2007	Dennis Pitta	59	813	5
2006	Jonny Harline	58	935	12
2005	Jonny Harline	63	853	5
2004	Austin Collie	53	771	8
	Todd Watkins	52	1,042	6
2003	Toby Christensen	53	547	4
2002	Reno Mahe	59	771	2
2001	Reno Mahe*	91	1,211	9
2000	Margin Hooks	61	718	2
1999	Margin Hooks	60	1,067	7
1998	Margin Hooks	49	732	3
1997	Ben Cahoon	57	931	4
1996	K.O. Kealaluhi	49	901	8
1995	Mike Johnston	40	650	6
1994	Tim Nowatzke	47	601	4
1993	Eric Drage	54	867	5
1992	Eric Drage	56	1,093	12
1991	Eric Drage	46	1,018	10
1990	Andy Boyce	79	1,241	13
1989	Chris Smith	60	1,090	5
1988	Chuck Cutler	64	1,039	10
1987	Darren Handley	52	636	3
1986	Mark Bellini	46	839	5
1985	Mark Bellini	63	1,008	14
1984	David Mills*	60	1,023	7
1983	Casey Tiumalu	60	583	3
	Gordon Hudson	44	596	6
1982	Gordon Hudson*	67	928	6
1981	Gordon Hudson*	67	960	0
1980	Scott Phillips*	60	689	7
1979	Homer Jones*	46	404	4
1978	Mike Chronister	52	850	3
1977	Todd Christensen*	50	603	5
1976	Todd Christensen	51	510	3
1975	Todd Christensen	30	319	3
1975	J. VanDerWouden	29	621	3
1974	John Betham	38	569	6
1973	Jay Miller#	100	1,181	8
1972	Logan Hunter	49	555	2
1971	Golden Richards	14	238	1
1970	Golden Richards	36	513	1
1969	Kip Jackson	25	261	3
1968	Ed Romero	41	495	1
1967	Phil Odle*	77	971	9
1966	Phil Odle	60	920	5
1965	Phil Odle*	46	657	10
1964	Bruce Smith	30	470	3
1963	Bruce Smith	13	178	1
1962	Bruce Smith	14	230	0
1961	Paul Allen	5	261	3
1961	Don Peterson	11	115	0
1960	Jack Gifford	6	138	1
1959	Howard Ringwood	10	130	0
1958	R.K. Brown	10	177	2
1957	R.K. Brown	12	183	2
1956	Burt Bullock	22	291	2
1955	Owen Skousen	10	190	0
1954	Tom Verbantz	14	226	0

RUSHING

YR.	PLAYER	RUSH	YDS	AVG
2018	Lopini Katoa	76	423	5.6
2017	Squally Canada	120	710	5.9

2016	Jamaal Williams	234	1,375	5.9
2015	Algernon Brown	127	709	5.6
2014	Jamaal Williams	109	518	4.8
2013	Taysom Hill	246	1,344	5.5
2012	Jamaal Williams	166	775	4.7
2011	JJ Di Luigi	116	584	5.0
2010	JJ Di Luigi	178	917	5.2
2009	Harvey Unga	208	1,087	5.2
2008	Harvey Unga	240	1,132	4.7
2007	Harvey Unga	244	1,227	5.0
2006	Curtis Brown	201	1,010	5.0
2005	Curtis Brown	210	1,123	5.3
2004	Curtis Brown	158	828	5.0
2003	Rey Brathwaite	145	812	5.6
2002	Marcus Whalen	181	918	5.1
2001	Luke Staley	196	1,582	#8.1
2000	Luke Staley	130	548	3.7
1999	Fahu Tah	102	445	4.4
1998	Ronney Jenkins	252	1,307	5.2
1997	Brian McKenzie	218	1,004	4.6
1996	Brian McKenzie	167	950	5.7
1995	Hema Heimuli	112	449	4.0
1994	Jamal Willis	204	1,042	5.1
1993	Kalin Hall	113	567	5.0
1992	Jamal Willis	204	1,004	4.9
1991	Peter Tuipulotu	125	619	5.0
1990	Peter Tuipulotu	98	637	6.5
1989	Fred Whittingham	109	582	5.3
1988	Fred Whittingham	88	513	5.8
1987	Fred Whittingham	129	418	3.2
1986	Lakei Heimuli	230	966	4.2
1985	Lakei Heimuli	188	913	4.6
1984	Lakei Heimuli	158	796	5.0
1983	Casey Tiumalu	139	851	6.1
1982	Casey Tiumalu	110	681	6.0
1981	Scott Pettis	94	499	5.3
1980	Eric Lane	96	473	4.9
1979	Eric Lane	94	595	6.3
1978	Bill Ring	116	520	4.5
1977	Scott Phillips	47	325	6.9
1976	Jeff Blanc	149	625	4.0
1975	Jeff Blanc	216	984	4.6
1974	Jeff Blanc	199	784	3.9
1973	Mark Terranova	94	414	4.3
1972	P. Van Valkenburg#	232	1,386	6.0
1971	P. Van Valkenburg	121	601	4.9
1970	P. Van Valkenburg	103	405	3.9
1969	Kip Jackson	209	791	3.7
1968	Dave Swanson	94	353	3.8
1967	Ron Wakley	62	296	4.7
1966	John Ogden*	204	906	4.4
1965	John Ogden*	152	700	4.6
1964	John Ogden*	179	770	4.3
1963	Phil Brady	71	318	4.5
1962	Eldon Fortie*	199	1,149	5.8
1961	Eldon Fortie	138	422	3.1
1960	Bud Belnap	101	256	2.5
1959	LeGrand Young	83	423	5.1
1958	Weldon Jackson*	101	698	6.9
1957	Weldon Jackson	138	605	4.3
1956	Steve Campora	34	259	7.6
1955	Phil Oyler	64	366	5.7
1954	Dick Felt	90	379	4.2
1953	Reed Stolworthy	86	473	5.5
1952	Reed Stolworthy	99	436	4.4

* Led Conference, # Led Nation

TOTAL OFFENSE

YR.	PLAYER	RUSH	PASS	TOTAL
2018	Zach Wilson	221	1,578	1,799
2017	Tanner Mangum	-2	1,540	1,538
2016	Taysom Hill	603	2,323	2,926
2015	Tanner Mangum	-92	3,377	3,285
2014	Christian Stewart	163	2,621	2,784

2013	Taysom Hill	1,344	2938	4,282
2012	Riley Nelson	196	2,011	2,207
2011	Riley Nelson	392	1,717	2,109
2010	Jake Heaps	-100	2,316	2,216
2009	Max Hall*	75	3,560	3,635
2008	Max Hall*	115	3,957	4,072
2007	Max Hall*	14	3,848	3,862
2006	John Beck*	-8	3,885	3,877
2005	John Beck*	61	3,709	3,770
2004	John Beck	-36	2,563	2,527
2003	Matt Berry	-100	1,445	1,345
2002	Bret Engemann	-20	1,334	1,314
2001	Brandon Doman*	456	3,542	3,998
2000	Charlie Peterson	-78	1,617	1,539
1999	Kevin Feterik	-77	3,554	3,477
1998	Kevin Feterik	-111	2,718	2,607
1997	Kevin Feterik	-156	1,767	1,611
1996	Steve Sarkisian	-44	4,027	3,983
1995	Steve Sarkisian	-167	3,437	3,270
1994	John Walsh	-239	3,712	3,473
1993	John Walsh	-307	3,727	3,420
1992	Ryan Hancock	-49	2,635	2,586
1991	Ty Detmer#	-30	4,031	4,001
1990	Ty Detmer*	-166	5,188	5,022
1989	Ty Detmer*	-127	4,560	4,433
1988	Sean Covey	-82	2,607	2,525
1987	Bob Jensen	84	1,833	1,917
1986	Steve Lindsley	-90	2,247	2,157
1985	Robbie Bosco*	-132	4,273	4,141
1984	Robbie Bosco#	57	3,857	3,932
1983	Steve Young#	444	3,902	4,346
1982	Steve Young*	407	3,100	3,507
1981	Jim McMahon#	-97	3,555	3,458
1980	Jim McMahon#	56	4,571	4,627
1979	Marc Wilson#	-140	3,720	3,580
1978	Marc Wilson	85	1,499	1,584
1977	Marc Wilson*	20	2,418	2,438
1976	Gifford Nielsen*	-273	3,192	2,919
1975	Gifford Nielsen	-144	1,471	1,327
1974	Gary Sheide	-165	2,174	2,009
1973	Gary Sheide	-7	2,350	2,343
1972	Van Valkenburg	1,386	32	1,418
1971	Van Valkenburg	601	83	684
1970	Rick Jones	-112	851	739
1969	Marc Lyons	-83	1,297	1,214
1968	Marc Lyons	-99	735	636
1967	Marc Lyons	137	1,313	1,450
1966	Virgil Carter#	363	2,182	2,545
1965	Virgil Carter*	474	1,789	2,263
1964	Virgil Carter	38	1,154	1,542
1963	Phil Brady	318	130	448
1962	Eldon Fortie*	1,149	814	1,963
1961	Eldon Fortie	422	469	891
1960	Bud Belnap	256	285	541
1959	LeGrand Young	423	0	423
1958	Weldon Jackson	698	0	698
1957	Weldon Jackson	605	0	605
1956	Carroll Johnston	39	986	1,025
1955	Phil Oyler	366	15	381
1954	Ron Bean	4	437	441
1953	LaVon Satterfield	114	568	682
1952	Reed Stolworthy	436	0	436

SCORING

YR.	PLAYER	TD	PAT	FG	PTS
2018	Skyler Southam	0	42	11	75
2017	Rhett Almond	0	22	13	61
2016	Rhett Almond	0	39	17	90
2015	Trevor Samson	0	52	14	94
2014	Trevor Samson	0	62	12	98
2013	Justin Sorensen	0	45	21	108
2012	Jamaal Williams	13	0	0	78
2011	Justin Sorensen	0	48	15	93
2010	Mitch Payne	0	37	17	88



YEARLY LEADERS

2009	Mitch Payne	0	59	10	89
2008	Harvey Unga	15	1	0	92
2007	Harvey Unga	17	0	0	102
2006	Jared McLaughlin*	0	58	14	100
2005	Curtis Brown	16	1	0	98
2004	Matt Payne	0	30	15	75
2003	Matt Payne	0	20	14	62
2002	Matt Payne	0	27	13	66
2001	Luke Staley#	28	1	0	170
2000	Owen Pochman	0	29	19	86
1999	Owen Pochman	0	36	18	90
1998	Owen Pochman	0	41	20	101
1997	Brian McKenzie	12	0	0	72
1996	Ethan Pochman	0	63	20	123
1995	Bill Hansen	0	33	10	63
1994	Jamal Willis	14	0	0	84
1993	Joe Herrick	0	46	10	76
1992	David Lauder	0	42	13	81
1991	Eric Drage	10	0	0	60
1990	Earl Kauffman	0	55	12	91
1989	Jason Chaffetz	0	53	10	83
1988	Matt Bellini	11	0	0	66
1987	Leonard Chitty	0	32	18	86
1986	Leonard Chitty	0	32	16	80
1985	Mark Bellini	14	0	0	84
1984	Lakei Heimuli	14	0	0	84
1984	Lee Johnson	0	43	13	74
1983	Lee Johnson*	0	52	11	85
1982	Kurt Gunther*	0	41	11	74
1981	W. Hamilton*	16	0	0	96
1980	Clay Brown*	15	0	0	90
1979	Brent Johnson*	0	52	10	82
1978	Bill Ring	11	0	0	66
1977	Dev Duke*	0	46	9	73
1976	Dave Taylor*	0	34	15	79
1975	Jeff Blanc	11	0	0	66
1974	Jeff Blanc*	10	0	0	60
1973	Dev Duke	0	29	8	53
1972	P. VanValkenburg	14	0	0	84
1971	P. VanValkenburg	8	0	0	48
1970	Joe Liljenquist	0	9	11	42
1969	Joe Liljenquist	0	21	7	42
1968	Dave Swanson	6	6	0	44
1967	Dennis Patera	0	29	11	62
1966	Virgil Carter	9	1	0	56
1965	Phil Odle*	11	0	0	66
1964	Virgil Carter	5	1	0	32
1963	Frank Baker	0	8	5	23
1962	Eldon Fortie*	14	4	0	86
1961	Paul Allen	9	4	0	58
1960	Jack Gifford	3	0	0	18
1959	Jack Gifford	5	2	0	32
1958	Nyle McFarlane	6	3	0	42
1957	Steve Campora	3	1	0	19
1956	Steve Campora	4	0	0	24
1955	LeGrand Young	3	1	0	19
1954	Phil Oyler	3	0	0	18
1953	Dick Felt	5	0	0	30
1952	Dick Felt	7	0	0	42

PUNTING

YR.	PLAYER	NO	YARDS	AVG
2018	Rhett Almong	55	2,217	40.3
2017	Jonny Linehan	59	2,531	42.9
2016	Jonny Linehan	57	2,420	42.5
2015	Jonny Linehan	62	2,649	42.7
2014	Scott Arellano	69	3,106	45.0
2013	Scott Arellano	80	3,279	41.0
2012	Riley Stephenson	59	2,681	45.4
2011	Riley Stephenson	47	1,985	42.2
2010	Riley Stephenson	52	2,182	42.0
2009	Riley Stephenson	42	1,733	41.3
2008	CJ Santiago	41	1,712	41.8

2007	CJ Santiago	62	2,459	39.7
2006	Derek McLaughlin	40	1,636	40.9
2005	Derek McLaughlin	48	1,922	40.0
2004	Matt Payne	62	2,808	45.3
2003	Matt Payne	78	3,433	44.0
2002	Matt Payne	51	2,429	47.6
2001	Aaron Edmonds	46	1,831	39.8
2000	Aaron Edmonds	67	2,924	43.6
1999	Jesse Sowards	51	2,227	43.7
1998	J.D. Hartsfield	65	2,622	40.3
1997	J.D. Hartsfield	65	2,685	41.3
1996	Alan Boardman	44	1,920	43.6
1995	Alan Boardman	47	1,934	41.2
1994	Alan Boardman	57	2,377	41.7
1993	Alan Boardman	56	2,405	43.0
1992	Brad Hunter	29	1,380	47.6
1991	Earl Kauffman	47	1,875	39.9
1990	Earl Kauffman*	42	1,818	43.3
1989	Earl Kauffman	44	1,848	42.0
1988	Pat Thompson*	49	2,195	44.8
1987	Pat Thompson*	71	3,077	43.3
1986	Pat Thompson	57	2,364	41.5
1985	Kevin Towle	53	2,185	41.2
1984	Lee Johnson	57	2,593	45.5
1983	Lee Johnson*	24	1,215	50.6
1982	Mike Mees*	40	1,825	45.6
1981	Mike Mees	57	2,330	40.9
1980	Clay Brown	39	1,555	39.9
1979	Clay Brown#	43	1,950	45.3
1978	Jim McMahon	41	1,600	39.0
1977	Jim McMahon	55	2,161	39.3
1976	David Lowry	64	2,462	38.5
1975	Mark Giles	43	1,707	39.7
1974	Mark Giles	60	2,165	36.1
1973	Mark Giles	58	2,248	39.4
1972	Doug Coon	66	2,500	37.9
1971	Joe Liljenquist	69	2,748	39.8
1970	Joe Liljenquist	37	1,489	40.3
1969	Rich Adams	83	3,239	39.0
1968	Rich Adams	81	3,273	40.9
1967	Rich Adams	37	1,530	41.4
1966	Ben Laverty	32	1,255	39.2
1965	Ben Laverty	52	2,008	38.6
1964	Barry Corchnoy	40	1,501	37.5
1963	Barry Corchnoy	55	2,159	39.3
1962	Bill Wright	41	1,498	36.5
1961	Bill Wright	46	1,862	40.5
1960	Ron Jacobson	34	1,382	39.0
1959	Gary Dunn*	39	1,748	44.8
1958	Gary Dunn	21	828	39.4
1957	Carroll Johnston	50	1,730	34.6
1956	Carroll Johnston	26	977	37.4
1955	D. Overstreet	15	543	36.2
1954	D. Overstreet	14	617	44.1
1953	Dick Felt	27	958	35.5
1952	Udell Westover	40	1,619	40.5

TACKLES

YR.	PLAYER	TOTAL	UA	ASST	TFL
2018	Stone Takitaki	118	74	44	9.0
2017	Fred Warner	87	48	39	9.0
2016	Fred Warner	86	47	39	10.5
2015	Michael Wadsworth	79	51	28	2.5
2014	Skye PoVey	78	55	23	4.0
2013	Uani 'Unga	143	61	82	7.5
2012	Brandon Ogletree	102	50	52	13.5
2011	Brandon Ogletree	78	40	36	4.0
2010	Andrew Rich	110	63	47	7.5
2009	Andrew Rich	85	51	34	3.5
2008	Matt Bauman	108	50	58	8.5
2007	Kelly Poppinga	113	46	67	7.5
2006	Cameron Jensen	107	57	50	9.5
2005	Cameron Jensen	84	44	40	6

2004	Cameron Jensen	103	49	54	12
2003	Aaron Francisco	116	57	59	5.5
2002	Paul Walkenhorst	107	47	60	15
2001	Justin Ena	101	64	37	11
2000	Justin Ena	107	49	58	10
1999	Jared Lee	96	67	29	4
1998	Rob Morris	147	114	33	16
1997	Rob Morris	110	61	49	8.5
1996	Shay Muirbrook	97	60	37	8
1995	Eddie Sampson	105	43	62	1.5
1994	Shay Muirbrook	102	41	61	5
1993	Nathan Hall	72	30	42	4
1992	Shad Hansen	101	47	54	5
1991	Shad Hansen	193	63	130	4
1990	Rocky Biegel	99	26	73	1
1989	Bob Davis	137	38	99	2.5
1988	Bob Davis	148	80	68	4
1987	Troy Long	122	60	62	7
1986	J.C. VonColln	102	49	53	7
1985	Kurt Gouveia	98	57	41	7
1984	Cary Whittingham	147	51	96	0
1983	Marv Allen	118	39	79	1
1982	David Aupiu	119	61	58	0
1981	Kyle Whittingham	132	54	78	16
1980	Glen Redd	148	57	91	2
1979	Gary Kama	139	61	78	15
1978	Rod Wood	157	26	131	6
1977	Rod Wood	107	26	81	6

INTERCEPTIONS

YR.	PLAYER	NO	YARDS	TD	LONG
2018	Isaiah Kaufusi/Austin Lee	2	18/62	0	36
2017	Zayne Anderson/Dayan Ghanwoloku	2	27/105	0	67
2016	Kai Nacua	6	62	0	20
2015	Kai Nacua	6	137	2	50
2014	PoVey, Fua, Nacua	2			
2013	Five players	2			
2012	Daniel Sorensen	3	27	0	26
2011	Travis Uale/Kyle Van Noy	3	10/79	0	10/43
2010	Andrew Rich	5	69	0	32
2009	Scott Johnson/Andrew Rich	4	57/91	0	56/52
2008	David Nixon	3	21	1	19
2007	Four players	3			
2006	Justin Robinson	4	69	1	64
2005	Justin Luetgterodt	3	54	0	28
2004	Micah Alba	3	24	0	24
2003	Aaron Francisco	3	42	0	36
2002	K.Neilson/B. Heaney	3	50/6	0	50/5
2001	Jernaro Gifford	6	131	0	62
2000	Tyson Smith	4	57	0	27
1999	Jared Lee	4	88	0	60
1998	Jason Walker	6	46	0	24
1997	Ben Cook/Tyler Nelson	2	0	0	0
1996	Omarr Morgan	4	-4	0	0
1995	Eddie Sampson	5	31	0	27
1994	Patrick Mitchell	3	4	0	4
1993	Jack Damuni	3	7	0	7
1992	Derwin Gray	5	13	0	13
1991	Derwin Gray/Josh Arnold	3	33/0	1/0	23/2
1990	Derwin Gray	6	57	1	30
1989	Brian Mitchell	5	112	1	97
1988	Rodney Rice	6	103	1	70
1987	Rodney Rice/Troy Long	6	51/37	1/0	31/25
1986	Jeff Wilcox	7	110	0	27
1985	Rodney Thomas	5	51	0	51
1984	Mark Allen/Marv Allen	4	32/7	0/0	22/7
1983	Jon Young	6	35	0	22
1982	Walker/Holmoe/Peterson	3	3/10	0	6/8
1981	Dave McKee	4	57		
1980	Tom Holmoe	7	28		
1979	Schoepflin/Redd	5	69/53		
1978	Ron Velasco	3	30		
1977	Bob Prested	5	78		

1976	Tony Hernandez	6	79
1974	Mike Russell	6	137
1973	Mike Russell	6	112
1972	Dave Atkinson	8	88
1971	Dave Atkinson	9	120
1970	Dan Hansen*	8	108
1969	Paul Sutorius	6	55
1968	Larry Echohawk	5	52
1967	Bobby Roberts	7	96
1966	*Bobby Roberts	7	87
1965	Bobby Roberts	4	33
1964	Kent Oborn	2	37
1963	(Five-way tie)	1	
1962	Gene Frantz*	9	133
1961	(Several)	1	
1960	Mike Brady	3	17
1959	(Five-way tie)	1	
1958	H. Ringwood/W. Startin	2	32/22
1957	Carroll Johnston	7	89

SACKS

YR.	PLAYER	NO.
2018	Corbin Kaufusi	8.5
2017	Corbin Kaufusi	6
2016	Sae Tautu	6
2015	Bronson Kaufusi	11
2014	Bronson Kaufusi	7
2013	Van Noy, Kaufusi	4
2012	Kyle Van Noy	13
2011	Kyle Van Noy	7
2010	Vic So'oto	5
2009	Jan Jorgensen	6
2008	Jan Jorgensen	5
2007	Jan Jorgensen*	13.5
2006	Hala Paongo	5
2005	Justin Maddox	7
2004	Brady Poppinga	6
	Shaun Nua	6
2003	Brady Poppinga	6
2002	Brady Poppinga	8
2001	Ryan Denney	7
2000	Setema Gali	10
1999	Byron Frisch	8
1998	Rob Morris	6
1997	Byron Frisch	9
1996	Shay Muirbrook	9
1995	Matt Redden	6.5
1994	Randy Brock	8
1993	Randy Brock	4
1992	Randy Brock	10
1991	Scott Giles	8
1990	Alema Fitsemanu	11
1989	Chad Robinson	9
1988	Duane Johnson	5.5
1987	David Futrell	11
1986	Shawn Knight	16
1985	Jason Buck	11.5
1984	Ladd Akeo	8
1983	Jim Herrmann	16
1982	Brandon Flint	8
	Chuck Ehin	8
1981	Brandon Flint	13
1980	Glen Titensor	13
1979	Rob Buchanan	8
1978	Ross Varner	7
1977	Mat Mendenhall	11
1976	Mekeli Ileremia	17
1975	Stan Varner	5
1974	Stan Varner	14

* Led Conference, # Led Nation



(bowl statistics included in season and career statistics since 2002)

TOTAL OFFENSE

INDIVIDUAL TOTAL OFFENSE

Career

1.	14,655	Ty Detmer	1988-91
2.	11,569	Max Hall	2007-09
3.	11,059	John Beck	2003-06
4.	9,744	Taysom Hill	2012-16
5.	9,723	Jim McMahon	1977-78, 80-81

Top active player:

1,799	Zach Wilson
-------	-------------

Season

1.	5,022	Ty Detmer	1990
2.	4,627	Jim McMahon	1980
3.	4,433	Ty Detmer	1989
4.	4,346	Steve Young	1983
5.	4,282	Taysom Hill	2013

Game

1.	603	Ty Detmer	at San Diego St., 11/16/91	T, 52-52
2.	599	Virgil Carter	vs. UTEP, 11/5/66	W, 53-33
3.	597	John Walsh	at Utah State, 10/30/93	L, 58-56
4.	594	Ty Detmer	vs. Penn State, 12/29/89	L, 50-39
5.	582	Marc Wilson	vs. Utah, 11/5/77	W, 38-8

TOTAL PLAYS

CAREER

1.	1,795	Ty Detmer	1988-91
----	-------	-----------	---------

Top active player:

257	Zach Wilson	2018-present
-----	-------------	--------------

SEASON

1.	684	Taysom Hill	2013
----	-----	-------------	------

GAME

1.	79	Christian Stewart	vs. Nevada, 10/18/14	L, 42-35
2.	78	Taysom Hill	at Houston, 10/19/13	W, 47-46

PASSING

PASSING YARDS

Career

1.	15,031	Ty Detmer	1988-91
2.	11,365	Max Hall	2007-09
3.	11,021	John Beck	2003-06
4.	9,536	Jim McMahon	1977-78, 80-81
5.	8,400	Robbie Bosco	1983-85
6.	8,390	John Walsh	1991-94
7.	8,065	Kevin Feterik	1996-99
8.	7,733	Steve Young	1981-83
9.	7,637	Marc Wilson	1975-79
10.	7,464	Steve Sarkisian	1995-96

Top active player:

29.	1,578	Zach Wilson	2018-present
-----	-------	-------------	--------------

Season (including all 3,000+ yard seasons)

1.	5,188	Ty Detmer	1990
2.	4,571	Jim McMahon	1980
3.	4,560	Ty Detmer	1989
4.	4,273	Robbie Bosco	1985

5.	4,031	Ty Detmer	1991
6.	4,027	Steve Sarkisian	1996
7.	3,957	Max Hall	2008
8.	3,902	Steve Young	1983
9.	3,885	John Beck	2006
10.	3,875	Robbie Bosco	1984
11.	3,848	Max Hall	2007
12.	3,727	John Walsh	1993
13.	3,720	Marc Wilson	1979
14.	3,712	John Walsh	1994
15.	3,709	John Beck	2005
16.	3,560	Max Hall	2009
17.	3,555	Jim McMahon	1981
18.	3,554	Kevin Feterik	1999
19.	3,542	Brandon Doman	2001
20.	3,437	Steve Sarkisian	1995
21.	3,377	Tanner Mangum	2015
22.	3,192	Gifford Nielsen	1976
23.	3,100	Steve Young	1982

Game

1.	619	John Walsh	at Utah St., 10/30/93	L, 58-56
2.	599	Ty Detmer	at SDSU., 11/16/91	T, 52-52
3.	585	Robbie Bosco	at New Mex., 10/19/85	W, 45-23
4.	576	Ty Detmer	vs. Penn St., 12/29/89	L, 50-39
5.	571	Marc Wilson	vs. Utah, 11/5/77	W, 38-8

PASSING ATTEMPTS

Career

1.	1,530	Ty Detmer	1988-91
2.	1,418	John Beck	2003-06
3.	1,382	Max Hall	2007-09
4.	1,060	Jim McMahon	1977-78, 80-81
5.	1,004	Kevin Feterik	1996-99
6.	997	Robbie Bosco	1982-85
7.	976	John Walsh	1991-94
8.	937	Marc Wilson	1975-79
9.	921	Tanner Mangum	2015-18
10.	908	Steve Young	1981-83

Top active player:

33.	182	Zach Wilson
-----	-----	-------------

Season

1.	562	Ty Detmer	1990
2.	513	John Beck	2005
3.	511	Robbie Bosco	1985
4.	496	Max Hall	2007
5.	477	Max Hall	2008
6.	463	John Walsh	1994
7.	458	Robbie Bosco	1984
8.	452	Kevin Feterik	1999
9.	446	Tanner Mangum	2015
10.	445	Jim McMahon	1980

Game

1.	67	John Beck	vs. UNLV, 10/8/2004	L, 24-20
2.	65	Jim McMahon	at Colorado St., 11/7/81	W, 63-14
3.	63	Christian Stewart	vs. Nevada, 10/18/14	L, 42-35
4.	61	Sean Covey	vs. Virginia, 12/22/1987	L, 22-16
4.	61	Robbie Bosco	at New Mex., 10/19/85	W, 45-23

PASSING COMPLETIONS

Career

1.	958	Ty Detmer	1988-91
2.	903	Max Hall	2007-09
3.	885	John Beck	2003-06
4.	653	Jim McMahon	1977-78, 80-81
5.	638	Robbie Bosco	1983-85
6.	610	Taysom Hill	2012-16
7.	609	Kevin Feterik	1996-99
8.	592	Steve Young	1981-83
9.	588	John Walsh	1991-94
10.	549	Tanner Mangum	2015-18

Top active player:

29.	120	Zach Wilson
-----	-----	-------------

Season

1.	361	Ty Detmer	1990
2.	338	Robbie Bosco	1985
3.	331	John Beck	2005
4.	330	Max Hall	2007
5.	306	Steve Young	1983
6.	298	Max Hall	2007
7.	289	John Beck	2006
8.	284	John Walsh	1994
9.	284	Jim McMahon	1980
10.	283	Robbie Bosco	1984

Game

1.	44	Jim McMahon	at Colorado St., 11/7/81	W, 63-14
2.	42	Ty Detmer	vs. Penn St., 12/29/89	L, 50-39
		Robbie Bosco	at New Mex., 10/19/85	W, 45-23
4.	41	John Beck	vs. Boston Coll., 9/3/05	L, 20-3
5.	40	Jim McMahon	vs. North Tex. St., 11/8/80	W, 41-23

PASSING TOUCHDOWNS

Career

1.	121	Ty Detmer	1988-91
2.	94	Max Hall	2007-09
3.	84	Jim McMahon	1977-78, 80-81
4.	79	John Beck	2003-06
5.	66	John Walsh	1991-94
	66	Robbie Bosco	1983-85
7.	61	Marc Wilson	1975-79
8.	56	Steve Young	1981-83
9.	55	Gifford Nielsen	1974-77
10.	53	Kevin Feterik	1996-99
	53	Steve Sarkisian	1995-96

Top active player:

T25.12	Zach Wilson
--------	-------------

Season

1.	47	Jim McMahon	1980
2.	41	Ty Detmer	1990
3.	35	Max Hall	2008
	35	Ty Detmer	1991
5.	33	Steve Young	1983
	33	Robbie Bosco	1984
	33	Steve Sarkisian	1996
	33	Max Hall	2009
	33	Brandon Doman	2001
10.	32	John Beck	2006
	32	Ty Detmer	1989

Game

1.	7	Max Hall	vs. UCLA, 9/13/08	W, 59-0
	7	Jim McMahon	at Colorado State, 11/7/81	W, 63-14
	7	Marc Wilson	at Colorado State, 10/15/77	W, 63-17
4.	6	Nine tied with six, last player:		
		James Lark	at New Mexico St., 11/24/12	W, 50-14

HIGHEST COMPLETION PERCENTAGE

Career

Min. 500 attempts

1.	.669	Steve Sarkisian	1995-96
2.	.653	Max Hall	2007-09
3.	.652	Steve Young	1981-83
4.	.64	Robbie Bosco	1982-85
5.	.626	Ty Detmer	1988-91
6.	.624	John Beck	2003-06
7.	.621	Brandon Doman	1998-01
8.	.616	Jim McMahon	1977-78, 80-81
9.	.607	Kevin Feterik	1996-99
10.	.603	Gary Sheide	1973-74

Season

Min. 300 attempts

1.	.713	Steve Young	1983
2.	.693	John Beck	2006
3.	.692	Max Hall	2008
4.	.688	Steve Sarkisian	1996
5.	.672	Max Hall	2009
6.	.661	Robbie Bosco	1985
7.	.649	Steve Sarkisian	1995
8.	.645	John Beck	2005
9.	.643	Ty Detmer	1989
10.	.643	Jim McMahon	1981

Game

Min. 15 attempts

1.	100.0 (18-18)	Zach Wilson	
		vs. Western Mich., 12/21/18	W, 49-18
2.	91.2 (31-34)	Steve Sarkisian	
		at Fresno State, 11/25/95	W, 45-28
3.	90.9 (20-22)	Max Hall	
		at Wyoming, 11/7/2009	W, 52-0
4.	88.0 (22-25)	Steve Young	
		vs. Utah, 11/19/1983	W, 55-7
5.	83.3 (25-30)	Max Hall	
		vs. San Diego State, 11/8/08	W, 41-12

HIGHEST PASS EFFICIENCY RATING

Career

Min. 400 attempts

1.	162.74	Ty Detmer	1988-91
2.	161.96	Steve Sarkisian	1995-96
3.	156.91	Jim McMahon	1977-78, 80-81
4.	152.03	Brandon Doman	1998-01
5.	151.08	Max Hall	2007-09
6.	149.82	Steve Young	1981-83
7.	149.39	Robbie Bosco	1982-85
8.	147.6	John Walsh	1991-94
9.	145.23	Gifford Nielsen	1974-77
10.	141.29	John Beck	2003-06



Season

1.	176.87	Jim McMahon	1980
2.	175.64	Ty Detmer	1989
3.	173.56	Steve Sarkisian	1996
4.	169.05	John Beck	2006
5.	168.51	Ty Detmer	1991
6.	168.45	Steve Young	1983
7.	160.13	Max Hall	2009
8.	159.66	Brandon Doman	2001
9.	157.23	Zach Wilson	2018
10.	157.21	Max Hall	2008

Game

Min. 15 attempts			
1.	321.27	Zach Wilson	W, 49-18
		vs. Western Michigan, 12/21/18	
2.	278.51	Ty Detmer	
		vs. Utah, 11/18/89	
			W, 70-31
3.	270.04	Max Hall	
		at Wyoming, 11/7/09	
			W, 52-0
4.	257.25	Steve Young	
		vs. Utah 11/19/83	
			W, 55-7
5.	255.95	Marc Wilson	
		at Colorado State, 10/15/77	
			W, 63-17

INTERCEPTIONS THROWN

Career

1.	65	Ty Detmer	1988-91
2.	46	Marc Wilson	1977-79
3.	43	Virgil Carter	1964-66
4.	40	Max Hall	2007-09
5.	36	Robbie Bosco	1983-85
6.	35	John Walsh	1991-1994
7.	34	Jim McMahon	1977-78, 80-81
	34	John Beck	2003-2006
9.	33	Steve Young	1981-1983
10.	31	Taysom Hill	2012-16
	31	Gary Sheide	1973-1974

Season

1.	28	Ty Detmer	1990
2.	24	Robbie Bosco	1985
3.	19	Gifford Nielsen	1976
4.	19	Gary Sheide	1974
5.	18	Jim McMahon	1980
	18	Marc Wilson	1977
	18	Steve Young	1982
	18	Steve Lindsley	1986
9.	17	Rick Jones	1970
10.	16	Virgil Carter	1966

Game

1.	7	Jim Eccles	vs. Utah, 10/9/48	L, 30-0
----	---	------------	-------------------	---------

INTERCEPTION AVOIDANCE PCT.

Career

Min. 500 attempts			
1.	2.40%	John Beck	2003-06
2.	2.68%	Jake Heaps	2010-11
3.	2.69%	Kevin Feterik	1996-99

4.	2.78%	Brandon Doman	1998-01
5.	2.89%	Max Hall	2007-09
6.	2.96%	Taysom Hill	2012-16
7.	3.21%	Jim McMahon	1977-78, 80-81
8.	3.30%	Steve Sarkisian	1995-96
9.	3.41%	Sean Covey	1986-89
10.	3.59%	John Walsh	1991-94

Season

Min. 300 attempts			
1.	1.7%	Jim McMahon	1981
2.	1.79%	Kevin Feterik	1998
3.	1.92%	John Beck	2006
4.	1.96%	Brandon Doman	2001
5.	2.24%	Tanner Mangum	2015
6.	2.331%	Steve Young	1983
	2.332%	John Beck	2004
8.	2.35%	Jake Heaps	2010
9.	2.40%	Robbie Bosco	1984
10.	2.42%	Max Hall	2007

MOST CONSECUTIVE PASS ATTEMPTS

WITHOUT AN INTERCEPTION (may span over multiple seasons)

1.	164	Charlie Peterson	2000
2.	154	Jim McMahon	1981
	154	John Beck	2005
4.	135	Brandon Doman	2001
5.	134	John Beck	2004-5

TIMES SACKED

Career

1.	108	Ty Detmer	1988-91
2.	98	Kevin Feterik	1996-99
3.	93	John Walsh	1991-94
4.	82	Taysom Hill	2012-16
5.	81	John Beck	2003-06

Season

1.	43	John Walsh	1993
2.	38	Steve Sarkesian	1995
3.	38	Kevin Feterik	1998
4.	37	Ty Detmer	1989
	37	Kevin Feterik	1999
	37	Taysom Hill	2013

Game

1.	10	Ty Detmer	at Hawaii, 9/28/89	L, 56-14
		John Walsh	at UCLA, 9/9/93	L, 68-14

Top active player:

23	Zach Wilson
----	-------------

500-YARD PASSING GAMES

Career

1.	5	Ty Detmer	1988-91
2.	2	Robbie Bosco	1983-85
	2	Jim McMahon	1977-78, 80-81
4.	1	Six players tied with 1	

Season

1.	2	Ty Detmer	1990
2		Ty Detmer	1989
2		Robbie Bosco	1985
2		Jim McMahon	1981
5.	1	Six players tied with 1	

400-YARD PASSING GAMES

Career

1.	14	Ty Detmer	1988-91
2.	9	Jim McMahon	1977-78, 80-81
3.	5	John Walsh	1991-94
4.	4	Robbie Bosco	1983-85
5.	3	Four players tied with 3	

Season

1.	8	Ty Detmer	1990
2.	6	Jim McMahon	1980
3.	5	Ty Detmer	1989
4.	4	John Walsh	1993
5.	3	Robbie Bosco	1985
	3	Jim McMahon	1981

300-YARD PASSING GAMES

Career

1.	36	Ty Detmer	1988-91
2.	20	Max Hall	2007-09
3.	19	John Walsh	1991-94
	19	Jim McMahon	1977-78, 80-81
5.	17	John Beck	2003-06

Top Active Player:

1	Zach Wilson
---	-------------

Season

1.	13	Ty Detmer	1989
2.	12	Ty Detmer	1990
	12	Jim McMahon	1980
4.	10	Ty Detmer	1991
	10	Marc Wilson	1979

LONGEST PASS PLAY

1.	97 yards	T. Detmer to E. Drage	
		vs. Utah 11/23/91	W, 48-17
2.	93 yards	J. Walsh to T. Anderson	
		vs. Utah State 10/30/93	L, 58-56
3.	89 yards	R. Bosco to K. Smith	
		at New Mexico	W, 45-23
4.	87 yards	S. Sarkisian to D. Johnson	
		vs. Rice 11/9/1996	W, 49-0
5.	84 yards	T. Mangum to M. Juergens	
		vs. Boise State, 9/12/15	W, 35-24

QB/WR TOUCHDOWN COMBOS

Career

1.	22	Max Hall/Austin Collie
2.	19	Max Hall/Dennis Pitta
3.	18	Jim McMahon/Clay Brown
4.	17	Robbie Bosco/Mark Bellini
5.	16	John Beck/Jonny Harline

RECEIVING

RECEIVING YARDS

Career

1.	3,612	Cody Hoffman	2010-13
2.	3,255	Austin Collie	2004, 07-08
3.	3,065	Eric Drage	1990-93
4.	2,901	Dennis Pitta	2004, 07-09
5.	2,841	Margin Hooks	1997-00
6.	2,635	Matt Bellini	1987-90
7.	2,548	Phil Odle	1965-67
8.	2,484	Gordon Hudson	1981-83
9.	2,429	Mark Bellini	1982-86
10.	2,367	Chris Smith	1987-90

Top active player:

62.	1,031	Matt Bushman
-----	-------	--------------

Season (including all 1000+ yard seasons)

1.	1,538	Austin Collie	2008
2.	1,248	Cody Hoffman	2012
3.	1,241	Andy Boyce	1990
4.	1,211	Reno Mahe	2001
5.	1,181	Jay Miller	1973
6.	1,156	Chris Smith	1990
7.	1,093	Eric Drage	1992
8.	1,090	Chris Smith	1989
9.	1,083	Dennis Pitta	2008
10.	1,067	Margin Hooks	1999
11.	1,042	Todd Watkins	2004
12.	1,039	Chuck Cutler	1988
13.	1,023	David Mills	1984
14.	1,018	Eric Drage	1991
15.	1,009	Clay Brown	1980
16.	1,008	Mark Bellini	1985

Game

1.	263	Jay Miller	vs. New Mex., 11/3/73	W, 56-21
2.	259	Gordon Hudson	vs. Utah, 11/21/81	W, 56-28
3.	242	Phil Odle	vs. UTEP, 11/5/66	W, 53-33
4.	241	Glen Kozlowski	vs. Boston Coll., 8/9/85	W, 28-14
5.	235	Andy Boyce	vs. New Mex., 10/27/90	W, 55-31

RECEIVING YARDS BY A TIGHT END

Career

1.	2,901	Dennis Pitta	2004, 07-09
2.	2,484	Gordon Hudson	1980-83
3.	2,367	Chris Smith	1988-90
4.	1,763	Itula Mili	1994-96
5.	1,742	Jonny Harline	2004-06
6.	1,691	Clay Brown	1977-80
7.	1,376	Chad Lewis	1993-96
8.	1,244	Darren Handley	1986-88
9.	1,231	Trevor Molini	1985-86
10.	1,209	Byron Rex	1990-92

Season

1.	1,156	Chris Smith	1990
2.	1,090	Chris Smith	1989
3.	1,083	Dennis Pitta	2008
4.	1,023	David Mills	1984
5.	1,009	Clay Brown	1980



RECEPTIONS

Career

1.	260	Cody Hoffman	2010-13
2.	221	Dennis Pitta	2004, 07-09
3.	215	Austin Collie	2004, 07-08
4.	204	Matt Bellini	1987-90
5.	189	Margin Hooks	1997-00
6.	183	Phil Odle	1965-67
7.	178	Gordon Hudson	1981-83
8.	166	Reno (Junior) Mahe	1998, 01-02
9.	162	Eric Drage	1990-93
10.	157	Curtis Brown	2002, 04-06

Top active player:

59.	78	Matt Bushman
-----	----	--------------

Season

1.	106	Austin Collie	2008
2.	100	Cody Hoffman	2012
	100	Jay Miller	1973
4.	91	Reno Mahe	2001
5.	83	Dennis Pitta	2008
6.	79	Andy Boyce	1990
7.	77	Phil Odle	1967
8.	73	Mitch Mathews	2014
9.	68	Chris Smith	1990
10.	67	Gordon Hudson	1981
	67	Gordon Hudson	1982

Game

1.	22	Jay Miller	at New Mexico, 11/3/73	W, 21-7
2.	16	Mitch Mathews	vs. Nevada, 10/18/14	L, 42-35
3.	14	Reno Mahe	at Hawaii, 12/8/01	L, 72-45
	14	Phil Odle	vs. UTEP, 11/5/66	W, 53-33
5.	13	Three tied with 13		

RECEPTIONS BY A TIGHT END

Career

1.	221	Dennis Pitta	2004, 07-09
2.	178	Gordon Hudson	1981-83
3.	137	Chris Smith	1987-1990
4.	125	Itula Mili	1991, 94-96
5.	121	Jonny Harline	2005-06

Season

1.	83	Dennis Pitta	2008
2.	68	Chris Smith	1990
3.	67	Gordon Hudson	1982
	67	Gordon Hudson	1981
5.	63	Jonny Harline	2005
	63	Trevor Molini	1990
7.	62	Dennis Pitta	2009
8.	60	Chris Smith	1989
	60	David Mills	1984
10.	59	Dennis Pitta	2007

RECEIVING TOUCHDOWNS

Career

1.	33	Cody Hoffman	2010-13
2.	30	Austin Collie	2004, 07-08
3.	29	Eric Drage	1990-93
4.	25	Phil Odle	1965-67

5.	24	Mitch Mathews	2012-15
6.	23	Mark Bellini	1982-86
	23	Glen Kozlowski	1981, 83-85
8.	22	Gordon Hudson	1981-83
9.	21	Dennis Pitta	2004, 07-09
	21	Mike Chronister	1976-78

Top active player:

78.	5	Matt Bushman
-----	---	--------------

Season

1.	15	Austin Collie	2008
	15	Clay Brown	1980
3.	14	Mark Bellini	1985
4.	13	Andy Boyce	1990
5.	12	Jonny Harline	2006
	12	Eric Drage	1992
7.	11	Cody Hoffman	2012
	11	Glen Kozlowski	1984
	11	Mitch Mathews	2015
	11	Kirk Pendleton	1983
	11	Phil Odle	1965
	11	Mike Chronister	1977

Game

1.	5	Cody Hoffman	at New Mexico State, 11/24/12	W, 50-14
2.	4	Luke Ashworth	at Colorado State, 11/13/10	W, 49-10
	4	Kirk Pendleton	vs. New Mexico, 10/15/83	W, 66-21
	4	John VanderWouden	vs. Colorado State, 9/18/76	W, 42-18
5.	3	Thirteen players tied with 3		

100-YARD RECEIVING GAMES

Career

1.	18	Cody Hoffman	2010-13
2.	17	Austin Collie	2004, 07-08
3.	12	Eric Drage	1990-93
4.	11	Chris Smith	1988-90
5.	10	Three players tied with 10	

Season

1.	11	Austin Collie	2008
2.	8	Cody Hoffman	2012
3.	7	Margin Hooks	1999
4.	6	Three players tied with 6	

INDIVIDUAL RUSHING

RUSHING YARDS

Career

1.	3,901	Jamaal Williams	2012-16
2.	3,455	Harvey Unga	2006-09
3.	3,221	Curtis Brown	2002, 04-06
4.	2,970	Jamal Willis	1991-94
5.	2,815	Taysom Hill	2012-16
6.	2,710	Lakei Heimuli	1983-86
7.	2,663	Jeff Blanc	1973-75
8.	2,493	Luke Staley	1999-02
9.	2,392	Pete Van Valkenburg	1969-72
10.	2,376	John Ogden	1964-66

Top active player

82.	423	Lopini Katoa
-----	-----	--------------

Season

1.	1,582	Luke Staley	2001
2.	1,386	Pete Van Valkenburg	1972
3.	1,375	Jamaal Williams	2016
4.	1,344	Taysom Hill	2013
5.	1,307	Ronney Jenkins	1998
6.	1,233	Jamaal Williams	2013
7.	1,227	Harvey Unga	2007
8.	1,132	Harvey Unga	2008
9.	1,123	Curtis Brown	2005
10.	1,087	Harvey Unga	2009
11.	1,042	Jamal Willis	1994
12.	1,039	Eldon Fortie	1962
13.	1,010	Curtis Brown	2006
14.	1,004	Jamal Willis	1992
		Brian McKenzie	1997

Game

1.	286	Jamaal Williams		
		vs. Toledo 10/30/16		W, 55-53
2.	272	Eldon Fortie		
		vs. George Wash. 9/29/62		L, 13-12
3.	259	Taysom Hill		
		vs. Texas, 9/7/13		W, 40-21
4.	250	Ronney Jenkins		
		vs. San Jose State 10/24/1998		W, 46-43
5.	247	Pete Van Valkenburg		
		at Long Beach St., 10/7/72		W, 38-27

RUSHING ATTEMPTS

Career

1.	726	Jamaal Williams	2012-16
2.	696	Harvey Unga	2006-09
3.	641	Curtis Brown	2002, 04-06
4.	625	Jeff Blanc	1973-75
5.	605	Lakei Heimuli	1983-86
6.	584	Jamal Willis	1991-94
7.	535	John Ogden	1964-66
8.	534	Taysom Hill	2012-16
9.	456	Pete Van Valkenburg	1969-72
10.	419	Luke Staley	1999-02

Top active player

119.76 Lopini Katoa

Season

1.	252	Ronney Jenkins	1998
2.	246	Taysom Hill	2013
3.	244	Harvey Unga	2007
4.	240	Harvey Unga	2008
5.	234	Jamaal Williams	2016
6.	232	Pete Van Valkenburg	1972
7.	230	Lakei Heimuli	1986
8.	218	Brian McKenzie	1997
9.	217	Jamaal Williams	2013
10.	216	Jeff Blanc	1975

Game

1.	37	Pete Van Valkenburg	at Utah 11/18/72	W, 16-7
2.	36	Jeff Blanc	vs. Wyoming, 10/9/76	L, 34-29
	36	Pete Van Valkenburg	vs. Utah State, 10/24/70	W, 27-20
4.	35	Pete Van Valkenburg	at New Mexico, 11/25/72	W, 21-7
5.	34	Three tied with 34		

MOST RUSHING TOUCHDOWNS

Career

1.	41	Luke Staley	1999-01
2.	36	Harvey Unga	2006-09
3.	35	Jamaal Williams	2012-16
4.	35	Jamal Willis	1991-94
5.	32	Taysom Hill	2012-16
6.	31	Curtis Brown	2002, 04-06
7.	30	Lakei Heimuli	1983-86
8.	29	Waymon Hamilton	1980-83
9.	24	Pete Van Valkenburg	1969-1972
	24	Ronney Jenkins	1996-1998

Top active players

46.8 Lopini Katoa

Season

1.	24	Luke Staley	2001
2.	14	Curtis Brown	2005
	14	Lakei Heimuli	1985
	14	Waymon Hamilton	1981
	14	Eldon Fortie	1962
6.	13	Harvey Unga	2007
	13	Ronney Jenkins	1972
8.	12	Jamaal Williams	2016
	12	Pete Van Valkenburg	1972
	12	Jamal Willis	1994
	12	Brian McKenzie	1997
	12	Jamaal Williams	2012

Game

1.	5	Jamaal Williams	vs. Toledo, 9/30/16	W 55-53
	5	Luke Staley	vs. Colorado State, 11/1/01	W, 56-34
	5	Eric Lane	at Utah State, 10/13/79	W, 48-24
4.	4	Lopini Katoa	vs. New Mexico St. 11/17/18	W, 45-10
	4	Ronney Jenkins	vs. San Jose St., 10/24/1998	W, 46-43
	4	John Ogden	vs. Western Mich., 11/14/64	W, 43-8
	4	Dick Felt	at San Jose St., 11/8/52	L, 44-27

100-YARD RUSHING GAMES

Career

1.	16	Jamaal Williams	2012-16
2.	15	Harvey Unga	2006-09
	15	Curtis Brown	2002, 04-06
3.	10	Luke Staley	1999-01
	10	Jamal Willis	1991-94
	10	John Ogden	1964-66

Top active player

1 Lopini Katoa

Season

1.	9	Luke Staley	2001
2.	7	Harvey Unga	2007
3.	6	Five players tied with 6	



MOST YARDS PER CARRY

Career

Min. 250 att (Att.-Yds)			
1. 5.95	Luke Staley	1999-2002	(419-2493)
2. 5.52	Peter Tuipulotu	1987-1991	(277-1528)
3. 5.37	Jamaal Williams	2012-2016	(726-3901)
4. 5.37	Ronney Jenkins	1996-1998	(380-2040)
5. 5.27	Taysom Hill	2012-2016	(534-2815)
6. 5.25	Pete Van Valkenburg	1969-1972	(456-2392)
7. 5.22	Kalin Hall	1992-1993	(251-1309)
8. 5.16	Jamal Willis	1991-1994	(576-2970)
9. 5.11	JJ Di Luigi	2008-2011	(352-1797)
10. 5.08	Brian McKenzie	1996-1997	(385-1954)

Season

Min. 100 att (Att-Yds)			
1. 8.03	Luke Staley	2001	(197-1582)
2. 6.91	Weldon Jackson	1958	(101-698)
3. 6.26	Casey Tiualu	1983	(134-839)
4. 6.05	Casey Tiualu	1982	(110-665)
5. 5.97	Pete Van Valkenburg	1972	(232-1386)
6. 5.92	Squally Canada	2017	(120-710)
7. 5.88	Jamaal Williams	2016	(234-1375)
8. 5.77	Eldon Fortie	1962	(199-1149)
9. 5.73	Ronney Jenkins	1996	(128-733)
10. 5.69	Brian McKenzie	1996	(167-950)

LONGEST RUN FROM SCRIMMAGE

95 Reynaldo Brathwaite	vs. SDSU, 10/4/03	W, 44-36
93 Weldon Jackson	vs. Fresno St., 9/20/1958	W, 29-7

LONGEST SCORING RUN

95 Reynaldo Brathwaite	vs. SDSU, 10/4/03	W, 44-36
93 Weldon Jackson	vs. Fresno St., 9/20/1958	W, 29-7

CONSECUTIVE 1,000 YARD RUSHING SEASONS

3	Harvey Unga	2006-09
---	-------------	---------

SCORING

MOST POINTS SCORED

Career

1. 334	Mitch Payne	2007-10
2. 333	Owen Pochman	1997-00
3. 312	Matt Payne	2001-04
4. 290	Luke Staley	1999-01
5. 272	Harvey Unga	2006-09

Top active player:

151	Rhett Almond
-----	--------------

Season

1. 170	Luke Staley	2001
2. 123	Ethan Pochman	1996
3. 109	Matt Payne	2001
4. 108	Justin Sorensen	2013
5. 102	Harvey Unga	2007

Game

1. 30	Jamaal Williams	vs. Toledo, 9/30/16	W, 55-53
30	Cody Hoffman	at New Mexico St., 11/24/12	W, 50-14

30	Luke Staley	vs. Colorado St., 11/1/01	W, 56-34
30	Luke Staley	vs. Utah St., 10/5/01	W, 54-34
30	Ronney Jenkins	vs. San Jose St., 10/24/1998	W, 46-43
30	Eric Lane	at Utah St., 10/13/79	W, 48-24

MOST TOTAL TOUCHDOWNS

Career

1. 48	Luke Staley	41 run, 7 rec	1999-2001
2. 45	Harvey Unga	36 run, 9 rec	2006-09
3. 40	Jamal Willis	35 run, 5 rec	1991-94
4. 36	Jamaal Williams	35 run, 1 rec	2012-16
36	Curtis Brown	31 run, 5 rec	2002, 04-06

Top active player:

9	Lopini Katoa	8 run, 1 rec
---	--------------	--------------

Season

1. 28	Luke Staley	24 run, 4 rec	2001
2. 17	Harvey Unga	13 run 4 rec	2007
3. 16	Curtis Brown	14 run, 2 rec	2005
16	Waymon Hamilton	14 run, 2 rec	1981
5. 15	Five players tied with 5		

Game

1. 5	Jamaal Williams	vs. Toledo 9/30/16	W 55-53
5	Cody Hoffman	at New Mexico St. 11/24/12	W, 50-14
5	Luke Staley	vs. Colorado St., 11/1/01	W, 56-34
5	Luke Staley	vs. Utah St., 10/5/01	W, 54-34
5	Ronney Jenkins	vs. San Jose St., 10/24/1998	W, 46-43
5	Eric Lane	at Utah St., 10/13/79	W, 48-24

MOST TOUCHDOWNS RESPONSIBLE FOR

Career

1. 135	Ty Detmer	1988-91
2. 101	Max Hall	2007-09
3. 94	Jim McMahon	1977-81
4. 88	John Beck	2003-06
5. 75	Taysom Hill	2012-16

Top active player:

14	Zach Wilson
----	-------------

Season

1. 53	Jim McMahon	1980
-------	-------------	------

Game

8	Jim McMahon	vs. Utah State, 10/18/80	W, 70-46
	Marc Wilson	at Colorado State, 10/15/77	W, 63-17

MOST POINTS KICKING

Career

1. 334	Mitch Payne	2007-10
2. 333	Owen Pochman	1997-00
3. 312	Matt Payne	2001-04
4. 251	Justin Sorensen	2008, 11-13
5. 243	Kurt Gunther	1980-82
6. 243	Trevor Samson	2013-15
7. 192	Jared McLaughlin	2005-06
8. 188	Lee Johnson	1980-84
9. 169	Leonard Chitty	1986-87
10. 166	Earl Kauffman	1988-91

Season

1. 123	Ethan Pochman	1996
2. 109	Matt Payne	2001
3. 108	Justin Sorensen	2013

4.	101	Owen Pochman	1998
5.	100	Jared McLaughlin	2006
6.	98	Trevor Samson	2014
7.	94	Trevor Samson	2015
8.	93	Justin Sorensen	2011
9.	91	Earl Kauffman	1990
10.	90	Rhett Almond	2016
	90	Owen Pochman	1999

Game

1. 17 Owen Pochman vs. UNLV, 10/23/99 W, 29-0
2. 16 Joe Liljenquist vs. Colorado St., 9/20/69 W, 22-20

SPECIAL TEAMS

FIELD GOALS MADE

Career

1.	66	Owen Pochman	1997-00
2.	54	Matt Payne	2001-04
3.	47	Mitch Payne	2007-10
4.	43	Justin Sorensen	2008, 11-13
5.	34	Leonard Chitty	1986-87
6.	30	Rhett Almond	2012, 15-18
7.	28	Jared McLaughlin	2005-06
8.	27	Kurt Gunther	1980-82
9.	26	Trevor Samson	2013-15
10.	25	David Lauder	1992, 94

Season

1.	21	Justin Sorensen	2013
2.	20	Owen Pochman	1998
	20	Ethan Pochman	1996
4.	19	Owen Pochman	2000
5.	18	Owen Pochman	1999
	18	Leonard Chitty	1987
7.	17	Rhett Almond	2016
	17	Mitch Payne	2010
9.	16	Leonard Chitty	1986
10.	15	Justin Sorensen	2011
	15	Dave Taylor	1976
	15	Matt Payne	2004

Game

1. 5 Owen Pochman at UNLV, 10/23/99 W, 29-0
- 5 Joe Liljenquist vs. Colorado St., 9/20/69 W, 22-20
3. 4 Six players tied with 4

FIELD GOALS ATTEMPTED

Career

1.	91	Owen Pochman	1997-00
2.	73	Matt Payne	2001-04
3.	66	Justin Sorensen	2008, 11-13
4.	63	Mitch Payne	2007-10
5.	49	Joe Liljenquist	1969-71
6.	48	Dev Duke	1973-77
7.	47	Kurt Gunther	1980-82
	47	Leonard Chitty	1986-87
9.	40	Rhett Almond	2012, 2015-18
	40	Lee Johnson	1980-84
	40	Dave Taylor	1975-80

Season

1.	29	Dave Taylor	1976
2.	28	Ethan Pochman	1996
3.	27	Owen Pochman	1998
4.	26	Justin Sorensen	2013
	26	Leonard Chitty	1987
6.	25	Owen Pochman	1999
	25	Justin Sorensen	2011
8.	24	Owen Pochman	2000
9.	23	Lee Johnson	1983
10.	22	Matt Payne	2004
	22	Dev Duke	1973

Game

1. 6 Joe Liljenquest vs. Colorado State, 9/20/69 W, 22-20

FIELD GOAL PERCENTAGE

Minimum 2 seasons played

Career

1.	83.9	Trevor Samson	2013-15
2.	75.7	Jared McLaughlin	2005-06
3.	75.0	Rhett Almond	2012, 2015-18
4.	74.6	Mitch Payne	2007-10
5.	74.0	Matt Payne	2001-04
6.	72.5	Owen Pochman	1997-00
7.	72.3	Leonard Chitty	1986-87
8.	71.4	Ethan Pochman	1996
9.	65.8	David Lauder	1992, 94
10.	65.2	Justin Sorensen	2008, 11-13

Season

1.	85.7	Trevor Samson	2014
2.	82.4	Trevor Samson	2015
3.	81.3	Matt Payne	2002
4.	81.0	Rhett Almond	2016
	81.0	Mitch Payne	2010
6.	80.7	Justin Sorensen	2013
7.	80.0	Earl Kauffman	1990
8.	79.2	Owen Pochman	2000
9.	77.8	Jared McLaughlin	2006
	77.8	Matt Payne	2003

Game

- 100% Owen Pochman 5 of 5 at UNLV, 10/23/99 W, 29-0

PATs MADE

Career

1.	193	Mitch Payne	2007-10
2.	162	Kurt Gunther	1980-82
3.	150	Matt Payne	2001-04
4.	135	Owen Pochman	1997-2000
5.	122	Justin Sorensen	2008, 11-13
6.	114	Trevor Samson	2013-15
7.	104	Jared McLaughlin	2005-06
8.	97	Lee Johnson	1980-84
9.	96	Earl Kauffman	1988-91
10.	94	Dev Duke	1973-77

Season

1.	73	Matt Payne	2001
2.	64	Kurt Gunther	1980



3.	63	Ethan Pochman	1996
4.	62	Trevor Samson	2014
5.	59	Mitch Payne	2009
6.	58	Jared McLaughlin	2006
7.	57	Kurt Gunther	1981
8.	55	Earl Kauffman	1990
9.	54	Mitch Payne	2008
10.	53	Jason Chaffetz	1989

Game

1.	10	Matt Payne	vs. Tulane, 8/25/01	W, 70-35
	10	Jason Chaffetz	vs. Utah, 11/18/89	W, 70-31
	10	Trevor Samson	vs. Wagner, 10/24/15	W, 70-6
4.	9	Six players with 9		

PATs ATTEMPTED

Career

1.	201	Mitch Payne	2007-10
2.	179	Kurt Gunther	1980-82
3.	157	Matt Payne	2001-04
4.	139	Owen Pochman	1997-00
5.	125	Justin Sorensen	2008, 11-13
6.	118	Trevor Samson	2013-15
7.	113	Dev Duke	1973-77
8.	94	Jason Chaffetz	1986-89
9.	90	Brent Johnson	1976-79
10.	82	David Lauder	1992, 94

Season

1.	76	Matt Payne	2001
2.	71	Kurt Gunther	1980
3.	65	Ethan Pochman	1996
4.	63	Trevor Samson	2014
	63	Kurt Gunther	1981
6.	62	Jared McLaughlin	2006
7.	61	Mitch Payne	2009
8.	59	Earl Kauffman	1990
9.	56	Mitch Payne	2008
	56	Jason Chaffetz	1989
	56	Brent Johnson	1979

Game

10	Three players
----	---------------

PAT PERCENTAGE

Career - Minimum of Two Seasons Played

1.	97.6	Justin Sorensen	2008, 11-13
2.	97.56	David Lauder	1992, 1994
3.	97.10	Owen Pochman	1997-00
4.	96.83	Rhett Almond*	2012, 2015-18
5.	96.6	Trevor Samson	2014-15
6.	96.0	Mitch Payne	2007-10
7.	95.54	Matt Payne	2001-04
8.	95.52	Leonard Chitty	1986-87
9.	94.68	Jason Chaffetz	1986-89
10.	94.55	Jared McLaughlin	2005-06

Season

1.	100%	Four times (Owen Pochman 2000, Matt Payne 2003, Justin Sorensen 2011, 13)	
----	------	---	--

CONSECUTIVE PATS MADE

Career

1.	70	Justin Sorensen 2007-10
----	----	-------------------------

Season

1.	61	Ethan Pochman 1996
----	----	--------------------

Game

1.	10	Matt Payne	vs. Tulsa, 8/25/01	W, 70-35
	10	Jason Chaffetz	vs. Utah, 11/18/89	W, 70-31
	10	Trevor Samson	vs. Wagner, 10/24/15	W, 70-6

LONGEST KICKS

LONGEST FIELD GOAL MADE

1.	56	Owen Pochman	vs. New Mexico, 11/18/00	W, 37-13
2.	53	Matt Payne	at Air Force, 10/23/04	W, 41-24
	53	Matt Payne	vs. Notre Dame, 9/4/04	W, 20-17
	53	Matt Payne	at USC, 9/6/03	L, 35-18
	53	Jared McLaughlin	at Air Force, 10/28/06	W, 33-14
	53	Dennis Patera	at Utah State, 11/4/67	L, 30-9
3.	52	Matt Payne	at Colorado State, 10/2/04	W, 31-21
	52	Matt Payne	at USC, 9/6/03	L, 35-18
	52	Matt Payne	vs. New Mexico, 11/16/02	L, 20-16
	52	Leonard Chitty	at New Mexico, 9/26/87	W 45-25
	52	Brent Johnson	at Utah, 11/18/78	L, 23-22

LONGEST PUNT

1.	81	Scott Arellano	at M. Tennessee, 11/1/14	W, 27-7
2.	80	Lee Johnson	at Wyoming, 10/8/83	W, 41-10
3.	79	Matt Payne	vs. USC, 9/18/04	L, 42-10
	79	Ben Laverty	vs. Pacific, 11/26/66	W, 38-0
5.	78	Bill Wright	at Wyoming, 10/21/61	L, 36-8
6.	77	Jonny Linehan	at Nebraska, 9/5/15	W, 33-28
7.	76	Matt Payne	vs. San Diego St., 11/2/02	W, 34-10
8.	75	CJ Santiago	at New Mexico, 9/29/07	W, 31-24
	75	Joe Liljenquist	at Colorado State 11/7/70	L, 26-9
10.	74	JD Hartsfield	vs. UNLV, 10/10/98	W, 38-14
	74	Earl Kauffman	vs. Wyoming, 10/7/89	W, 36-20

MOST PUNTS

Career

1.	204	Alan Boardman	1993-96
2.	201	Richard Adams	1967-69
3.	198	Riley Stephenson	2009-12
4.	192	Matt Payne	2001-04
5.	180	Patrick Thompson	1985-88
6.	178	Jonny Linehan	2015-17
7.	161	Mark Giles	1973-75
8.	149	Scott Arellano	2013-14
9.	133	Earl Kauffman	1988-91
10.	130	J.D. Hartsfield	1997-98

Season

1.	83	Richard Adams	1969
2.	81	Richard Adams	1968
3.	80	Scott Arellano	2013
4.	78	Matt Payne	2003
5.	72	Patrick Thompson	1987
6.	69	Scott Arellano	2014
7.	67	Aaron Edmonds	2000
8.	66	Doug Coon	1972
9.	65	J.D. Hartsfield	1997
	65	J.D. Hartsfield	1998

Game

1.	15	Rich Adams	at Iowa State, 9/27/1969	L, 10-0
2.	13	Dave Coon	vs. Arizona St., 10/21/1972	L, 49-17
3.	12	Pat Thompson	at SDSU, 11/29/1986	L, 10-3
	12	Rich Adams	vs. Wyoming, 10/12/1968	L, 20-17
	12	Rich Adams	at Wyoming, 10/12/1967	L, 26-10
	12	Ben Laverty	at Oregon, 10/2/1965	L, 27-14

BEST PUNTING AVERAGE

Career-Minimum of 80 punts

1.	46.9	Lee Johnson	1980-84
2.	45.4	Matt Payne	2001-04
3.	43.4	Jesse Sowards	1997-99
4.	43.3	Riley Stephenson	2009-12
5.	42.9	Gary Dunn	1958-59
6.	42.87	Patrick Thompson	1985-88
7.	42.85	Scott Arellano	2013-14
8.	42.7	Jonny Linehan	2015-17
9.	42.3	Alan Boardman	1993-96
10.	42.0	Mike Mees	1979-82

Season-Minimum of 40 punts

1.	50.63	Lee Johnson	1983
2.	47.59	Matt Payne	2002
3.	47.04	Riley Stephenson	2012
4.	45.63	Mike Mees	1982
5.	45.49	Lee Johnson	1984
6.	45.35	Clay Brown	1979
7.	45.29	Matt Payne	2004
8.	45.01	Scott Arellano	2014
9.	44.82	Gary Dunn	1959
10.	44.80	Patrick Thompson	1988

RETURNS

MOST YARDS ON PUNT RETURNS

Career

1.	1,312	Vai Sikahema	1980, 83-85
2.	1,230	John Betham	1972-74
3.	1,079	Chris Farasopoulos	1968-70
4.	1,003	Kent Oborn	1964-66
5.	856	JD Falslev	2010-13
6.	790	James Dye	1995-1996
7.	699	Mike O'Brien	1985-1988
8.	628	Golden Richards	1970-1971
9.	520	Dave Francis	1978-1980
10.	494	Mike Rigell	1998, 2000-2001

Season

1.	624	Golden Richards	1971
2.	554	John Betham	1973
3.	514	Chris Farasopoulos	1969
4.	472	Vai Sikahema	1984
5.	441	Vai Sikahema	1985
6.	438	James Dye	1995
7.	418	Mike O'Brien	1986
8.	393	Kent Oborn	1966
9.	379	John Betham	1974
10.	377	Vai Sikahema	1981

Game

1.	219	Golden Richards	at North Texas, 9/10/71	W, 41-13
----	-----	-----------------	-------------------------	----------

MOST PUNT RETURNS

Career

1.	153	Vai Sikahema	1980-85
2.	108	John Betham	1972-74
3.	95	Mike O'Brien	1985-88
4.	89	JD Falslev	2010-13
5.	78	Kent Oborn	1964-66
6.	71	Chris Farasopoulos	1968-70
7.	65	Mike Rigell	1998, 00-01
8.	64	Mike Johnston	1992-95
9.	62	Dave Francis	1978-80
10.	57	Jaron Dabney	1997-99

Season

1.	54	Vai Sikahema	1985
2.	51	Vai Sikahema	1984
3.	50	Mike O'Brien	1986
4.	44	Vai Sikahema	1981
5.	40	John Betham	1973
6.	37	Dave Francis	1979
	37	John Betham	1972
8.	36	Mike Rigell	2001
	36	Mike O'Brien	1987
10.	35	Chris Farasopoulos	1969

Game

1.	8	Don Bushore	at Pepperdine, 11/26/49	L, 28-14
	8	Vai Sikahema	at New Mexico, 10/19/85	W, 45-23
	8	Bill Nelson	vs. Colorado St, 11/23/63	W, 24-20
4.	7	Kent Oborn	vs. Utah, 11/12/66	W, 35-13
	7	Kent Oborn	vs. Pacific, 11/16/66	W, 38-0
	7	Golden Richards	vs. Arizona, 11/13/71	L, 27-14

BEST AVERAGE PUNT RETURN

Minimum 25 returns for a career and 10 for a season

Career

1.	19.8	James Dye	1995-96
2.	17.1	Golden Richards	1970-71
3.	15.2	Chris Farasopoulos	1968-70
4.	12.9	Kent Oborn	1964-66
5.	11.4	John Betham	1972-74
6.	11.1	Brad Clark	1989-92
7.	10.2	Ken Call	1967-68
8.	9.6	JD Falslev	2010-13
9.	9.4	Nathan Meikle	2005-06
10.	9.0	Homer Jones	1979-80

Season

1.	21.9	James Dye	1995
2.	19.5	Chris Farasopoulos	1968
3.	18.9	Golden Richards	1971
4.	17.6	James Dye	1996
5.	15.7	Ken Call	1967
6.	15.5	Chris Farasopoulos	1969
7.	15.3	Jack Sanders	1967
8.	13.9	John Betham	1973
9.	13.5	Brad Clark	1991
10.	13.4	Chris Farasopoulos	1970



MOST TOUCHDOWNS ON PUNT RETURNS

Career

1.	4	James Dye	1995-96
4	Golden Richards	1970-71	
3.	3	Vai Sikahema	1980-85
4.	2	JD Falslev	2010-13
2	John Betham	1972-74	

Season

1.	4	Golden Richards	1971
2.	2	James Dye	1996
	2	James Dye	1995
	2	Vai Sikahema	1985
5.	1	12 players tied with 1	

Game

1.	2	Golden Richards	at North Texas, 9/10/71	W, 41-13
----	---	-----------------	-------------------------	----------

LONGEST PUNT RETURNS

1.	94	Kent Oborn	at Arizona, 11/20/65	W, 20-3
2.	92	Chris Farasopoulos	at UTEP, 10/25/69	L, 30-7
3.	90	James Dye	vs. Wyoming, 10/21/95	W, 23-20
4.	89	Vai Sikahema	vs. Tulsa, 9/15/84	W, 38-15
5.	84	James Dye	vs. SDSU, 9/16/95	W, 31-19
5.	83	Jaron Dabney	vs. Hawaii, 10/18/97	W, 17-3
6.	82	Brad Clark	vs. UTEP, 10/12/91	W, 31-29
7.	81	Hal Lewis	at Colorado St., 10/4/58	L, 32-6
8.	79	James Dye	at Utah State, 10/4/96	W, 45-17
9.	77	McKay Jacobson	vs. Wyoming, 11/9/06	W, 55-7
10.	75	James Dye	vs. Tulsa, 11/4/95	W, 45-35

LONGEST PUNT RETURN TOUCHDOWNS

1.	94	Kent Oborn	at Arizona, 11/20/65	W, 20-3
2.	92	Chris Farasopoulos	at UTEP, 10/25/69	L, 30-7
3.	90	James Dye	vs. Wyoming, 10/21/95	W, 23-20
4.	89	Vai Sikahema	vs. Tulsa, 9/15/84	W, 38-15
5.	84	James Dye	vs. SDSU, 9/16/95	W, 31-19
5.	83	Jaron Dabney	vs. Hawaii, 10/18/97	W, 17-3
6.	82	Brad Clark	vs. UTEP, 10/12/91	W, 31-29
7.	81	Hal Lewis	at Colorado St., 10/4/58	L, 32-6
8.	79	James Dye	at Utah State, 10/4/96	W, 45-17
9.	77	McKay Jacobson	vs. Wyoming, 11/9/06	W, 55-7
10.	74	Kent Oborn	at Utah, 11/12/66	W, 35-13

KICKOFF RETURN YARDS

Career

1.	1,625	Mike Rigell	1998, 2000-01
2.	1,611	O'Neill Chambers	2008-10
3.	1,391	Chris Farasopoulos	1968-70
4.	1,383	Adam Hine	2012-15
5.	1,331	Cody Hoffman	2010-13
6.	1,277	Austin Collie	2004, 07-08
7.	1,051	Eric Mortensen	1988-91
8.	992	Jaron Dabney	1997-99
9.	973	Vai Sikahema	1980-83, 85
10.	945	Mike O'Brien	1985-88

Top active player:

22.	584	Aleva Hifo	
-----	-----	------------	--

Season

1.	879	Cody Hoffman	2011
2.	865	Mike Rigell	2001
3.	843	Adam Hine	2013
4.	809	O'Neill Chambers	2008
5.	723	Austin Collie	2007
6.	649	Chris Farasopoulos	1970
7.	638	Jaron Dabney	1997
8.	617	Mike Rigell	1998
9.	579	Homer Jones	1979
10.	568	Tyler Anderson	1993

Game

1.	237	Austin Collie	at Tulsa, 9/15/07	L, 55-47
----	-----	---------------	-------------------	----------

TOTAL KICK RETURNS

Career

1.	69	O'Neill Chambers	2008-10
2.	65	Mike Rigell	1998, 00-01
3.	53	Adam Hine	2012-15
	53	Cody Hoffman	2010-13
5.	51	Chris Farasopoulos	1968-70
6.	49	Austin Collie	2004, 07-08
	49	Eric Mortensen	1988-1991
8.	42	Vai Sikahema	1980-83, 85
	42	Mike O'Brien	1985-88
10.	41	Jaron Dabney	1997-99

Top active player:

31.	28	Aleva Hifo	
-----	----	------------	--

Season

1.	36	Cody Hoffman	2011
2.	35	O'Neill Chambers	2008
3.	33	Mike Rigell	2001
4.	31	Adam Hine	2013
5.	28	Austin Collie	2007
	28	Breyon Jones	2005
7.	26	Chris Farasopoulos	1970
	26	Jaron Dabney	1997
	26	Dave Lowry	1976
10.	24	Paul Peterson	2000

Game

1.	8	Aleva Hifo	vs. Toledo 9/30/16	W 55-53
	8	Cody Hoffman	vs. Utah, 10/17/11	L, 54-10
	8	Austin Collie	at Tulsa, 9/15/2007	L, 55-47

KICKOFF RETURN AVERAGE

Minimum 20 returns for a career and 10 for a season

Career

1.	27.3	Chris Farasopoulos	1968-70
2.	26.09	Adam Hine	2012-15
3.	26.06	Austin Collie	2004, 07-08
4.	25.7	James Dye	1995-96
5.	25.1	Cody Hoffman	2010-13

Season

1.	40.1	Paul Allen	1961
2.	38.4	Stacey Corley	1989
3.	32.2	Chris Farasopoulos	1969
4.	29.9	Tyler Anderson	1993

5.	29.8	Pete Van Valkenburg	1972
6.	29.5	John Greene	1965
7.	28.4	Eric Mortensen	1988
8.	28.3	David Christensen	2002
9.	27.9	Ronney Jenkins	1996
10.	27.5	Austin Collie	2008
11.	27.2	Adam Hiné	2013
12.	27.2	JD Falslev	2012
13.	27.1	Cody Hoffman	2010
14.	26.9	Tim Nowatzke	1993
15.	26.8	Mike Rigell	1998

LONGEST KICKOFF RETURN TOUCHDOWNS

1.	100	Eric Mortensen	vs. Utah St., 9/30/88	W, 38-3
	100	James Dye	vs. UTEP, 11/2/96	W, 40-18
	100	Tyler Anderson	at Utah St., 10/30/93	L, 58-56
	100	John Betham	vs. Utah, 11/23/74	W, 48-20
5.	99	Adam Hiné	vs. Virginia, 9/20/14	W, 41-33
	99	Stacey Corley	vs. Air Force, 11/11/89	W, 44-35
7.	97	Chris Farasopoulos	vs. Arizona, 11/1/69	W, 31-21
8.	96	Mike Rigell	at Hawaii, 10/17/98	W, 31-9
9.	94	Robert Parker	at Washington, 9/20/86	L, 52-21
10.	93	Cody Hoffman	vs. UCF, 9/23/11	W, 24-17
	93	Pete Van Valkenburg	at New Mex., 11/25/72	W, 21-7
	93	Paul Allen	vs. Utah State, 11/4/61	L, 31-8
13.	92	Paul Allen	at North Tex. St., 9/30/61	L, 41-30
	92	Phil Brady	vs. Utah, 10/13/62	L, 35-20
15.	85	Stacey Corley	vs. Air Force, 11/11/89	W, 44-35
16.	81	John Greene	vs. SJSU, 10/8/65	W, 34-7
17.	79	Tony Crutchfield	at Air Force, 11/12/88	W, 49-31

COMBINED RETURN YARDS

Career

1.	2,470	Chris Farasopoulos	1968-70
2.	2,285	Vai Sikahema	1980-85
3.	2,119	Mike Rigell	1998, 2000-01
4.	2,053	John Betham	1972-74
5.	1,847	O'Neill Chambers	2008-10
6.	1,745	Kent Oborn	1964-66
7.	1,644	Mike O'Brien	1984-88
8.	1,426	Jaron Dabney	1997-99
9.	1,400	Cody Hoffman	2009-13
10.	1,380	James Dye	1995-96

Season

1.	1,164	Mike Rigell	2001
2.	1,092	Golden Richards	1971
3.	1,075	Chris Farasopoulos	1969
4.	1,021	Chris Farasopoulos	1970
5.	910	Jaron Dabney	1997
6.	886	John Betham	1974
7.	879	Cody Hoffman	2011
8.	868	O'Neill Chambers	2008
9.	848	Vai Sikahema	1984
19.	843	Adam Hiné	2013

Game

247	Golden Richards	at North Tex. St., 9/10/71	W, 41-13
-----	-----------------	----------------------------	----------

MOST COMBINED RETURNS

Career

1.	195	Vai Sikahema	1980-85
2.	142	John Betham	1972-74
3.	137	Mike O'Brien	1985-88
4.	130	Mike Rigell	1998, 2000-01
5.	122	Chris Farasopoulos	1968-70
6.	113	Kent Oborn	1964-66
7.	112	JD Falslev	2009-13
8.	106	O'Neill Chambers	2008-11
9.	98	Jaron Dabney	1997-99
10.	82	Bryce Mahuika	2004-08

Season

1.	69	Mike Rigell	2001
2.	66	Vai Sikahema	1984
3.	64	Vai Sikahema	1985
4.	62	Mike O'Brien	1986
5.	58	Mike O'Brien	1987
6.	56	Golden Richards	1971
7.	55	Vai Sikahema	1981
8.	53	Chris Farasopoulos	1970
	53	Jaron Dabney	1997
10.	51	Chris Farasopoulos	1969
	51	John Betham	1974

Game

10	Four players
----	--------------

ALL-PURPOSE YARDS

Career

1.	5,015	Cody Hoffman	2010-13
2.	4,996	Curtis Brown	2002, 04-06
3.	4,649	Austin Collie	2004, 07-08
4.	4,540	Harvey Unga	2006-09
5.	4,468	Jamaal Williams	2012-14, 16

Top active player:

73.	1,576	Aleva Hifo
-----	-------	------------

Season

1.	2,112	Austin Collie	2008
2.	2,004	Luke Staley	2001
3.	1,882	Harvey Unga	2007
4.	1,864	Curtis Brown	2006
5.	1,838	Pete Van Valkenburg	1972

Game

1.	366	Austin Collie	at Tulsa, 9/15/2007	L, 55-47
2.	306	Pete Van Valkenburg	vs. Wyoming, 11/4/72	W, 33-14
3.	303	Eldon Fortie	vs. GW, 9/29/62	L, 13-12
4.	300	Luke Staley	vs. Utah State, 10/5/01	W, 54-34
5.	296	Tyler Anderson	at Utah State, 10/30/93	L, 58-56



DEFENSE

Only defensive statistics since 2000 are officially recognized by the NCAA

TOTAL TACKLES SINCE 2000

Career

1.	330	Aaron Francisco	2001-04
2.	294	Cameron Jensen	2004-06
3.	275	David Nixon	2003, 06-08
4.	267	Paul Walkenhorst	2000-05
5.	262	Fred Warner	2014-17

Top active player:

26.	145	Dayan Ghanwoloku
-----	-----	------------------

Season

1.	143	Uani 'Unga	2013
2.	118	Sione Takitaki	2018
3.	116	Aaron Francisco	2003
4.	113	Kelly Poppinga	2007
5.	110	Andrew Rich	2010

Game

1.	19	Sione Takitaki	vs. Western Mich.	12/21/18	W, 49-18
	19	Butch Pau'u	vs. UCLA	9/17/16	L 17-14
	19	Uani 'Unga	at Notre Dame	11/23/13	L, 23-13
3.	17	Kelly Poppinga	vs. TCU	11/8/07	W, 27-22
	17	Uani 'Unga	at Utah State	10/4/13	W, 31-14
	17	Uani 'Unga	vs. Boise State	10/25/13	W, 37-20
6.	16	Harvey Langi	vs. Wyoming	12/21/2016	W 24-21
	16	Aaron Francisco	at Boise State	9/24/04	L, 28-27
	16	Aaron Francisco	vs. USC	9/18/04	L, 42-10

TACKLES

Career

1.	408	Shad Hansen	1989-92
2.	394	Rod Wood	1976-78
3.	389	Larry Carr	1972-74
4.	382	Glenn Redd	1978-80
5.	371	Rocky Biegel	1988-91

Top active player:

110.	145	Dayan Ghanwoloku
------	-----	------------------

Season

1.	193	Shad Hansen	1991
2.	192	Rocky Biegel	1991
3.	157	Rod Wood	1978
4.	149	Sid Smith	1975
5.	148	Glen Redd	1980
	148	Bob Davis	1988

Game

1.	25	Dan Hansen	vs. New Mexico	10/1/71	L, 14-0
2.	22	Derwin Gray	vs. Penn State	9/21/91	L, 33-7
3.	21	Dan Hansen	at Colorado State	11/7/70	L, 26-9
4.	20	Ted Nelson	vs. Arizona State	10/17/70	L, 27-3
5.	19	Five players tied with 19			

SOLO TACKLES SINCE 2000

Career

1.	167	Aaron Francisco	2001-04
2.	158	Fred Warner	2014-17
3.	153	Kyle Van Noy	2010-13
4.	150	Cameron Jensen	2004-06

5.	137	David Nixon	2003, 06-08
----	-----	-------------	-------------

Top active player:

19.	101	Dayan Ghanwoloku
-----	-----	------------------

Season

1.	74	Sione Takitaki	2018
2.	64	Justin Ena	2001
3.	63	Andrew Rich	2010
4.	62	Uani 'Unga	2013
5.	57	Cameron Jensen	2006

Game

1.	11	Butch Pau'u	vs. UCLA	9/17/16	L 17-14
2.	6	players tied with 10			

ASSISTED TACKLES SINCE 2000

Career

1.	163	Aaron Francisco	2001-04
2.	144	Cameron Jensen	2004-06
3.	138	David Nixon	2003, 06-08
4.	137	Paul Walkenhorst	2000-05
5.	130	Brandon Ogletree	2009-12

Top active player:

44	Dayan Ghanwoloku
----	------------------

Season

1.	81	Uani 'Unga	2013
2.	67	Kelly Poppinga	2007
3.	63	Aaron Francisco	2003
4.	60	Paul Walkenhorst	2002
5.	58	Matt Bauman	2008
	58	Jusitn Ena	2000

Game

1.	14	Uani 'Unga	at Notre Dame	11/23/13	L, 23-13
2.	13	Kelly Poppinga	vs. Colorado St.	11/3/07	W, 35-16
3.	12	Uani 'Unga	at Utah State	10/4/13	W, 31-14
4.	11	Four players tied with 11			

TACKLES FOR LOSS SINCE 2000

Career

1.	61.5	Kyle Van Noy	2010-13
2.	44.5	Jan Jorgensen	2006-09
3.	44	Bronson Kaufusi	2012-15
4.	43.5	David Nixon	2003, 06-08
5.	39	Brady Poppinga	2001-04

Top active player:

9	Trajan Pili
---	-------------

Season

1.	22	Kyle Van Noy	2012
2.	20	Jan Jorgensen	2007
3.	19	Colby Bockwoldt	2003
	19	Ryan Denney	2001
4.	18	Setema Gali, Jr.	2000

Game

1.	6	Hans Olsen	at Colorado State	11/2/00	L, 45-21
2.	5	Kyle Van Noy	vs. Tulsa	12/30/11	W, 24-21
	5	David Nixon	vs. Colorado State	10/9/03	L, 58-13
4.	4	Four players tied with four			

SACKS SINCE 2000

Career

1.	30	Jan Jorgensen	2006-09
2.	27	Bronson Kaufusi	2012-15
3.	26	Kyle Van Noy	2010-13
4.	19	Brady Poppinga	2001-04
5.	14.5	Sione Takitaki*	2014-15, 17-18

Season

1.	14	Jan Jorgensen	2007
2.	13	Kyle Van Noy	2012
3.	10	Setema Gali, Jr.	2000
4.	9	Manaia Brown	2004
5.	8	Brady Poppinga	2002

Game

1.	3.5	Bronson Kaufusi vs. Cincinnati	10/16/15	W, 38-24
2.	3	Teu Kautai	at MTSU, 11/1/14	W, 27-7
3		Kyle Van Noy	vs. Georgia Tech, 10/12/13	W, 38-20
3		Kyle Van Noy	at New Mex St., 11/24/12	W, 50-14
3		Jan Jorgensen	vs. Colorado St., 11/3/07	W, 35-16
3		Justin Maddux	at UNLV, 11/5/05	W, 55-14
3		Brady Poppinga	vs. SDSU, 11/2/02	W, 34-10

SACKS

Career

1.	33	Brandon Flint	1980-83
2.	30	Jan Jorgensen	2006-09
3.	28.5	Randy Brock	1991-94
4.	27	Bronson Kaufusi	2012-15
	27	Mekeli Ieremia	1974-77

Season

1.	17	Mekeli Ieremia	1976
2.	16	Shawn Knights	1986
	16	Jim Hermann	1983
4.	14	Jan Jorgensen	2007
	14	Todd Shell	1983
	14	Stan Varner	1974

Game

1.	6	Shay Muirbrook	vs. Kansas St., 1/1/97	W, 19-15
2.	4	Setema Gali	at New Mex., 10/16/99	W, 31-7
4		Jason Buck	vs. Oregon State, 11/15/86	L, 10-7
4		Kyle Whittingham	at SDSU, 10/17/81	W, 27-7

QUARTERBACK HURRIES SINCE 2000

Career

1.	32	Kyle Van Noy	2010-13
2.	22	Jan Jorgensen	2006-09
3.	13	Sione Takitaki*	2014-15, 17-18
4.	12	Bronson Kaufusi	2012-15
5.	11	Coleby Clawson	2008-09

Season

1.	12	Kyle Van Noy	2013
2.	11	Jan Jorgensen	2008
3.	10	Kyle Van Noy	2011
4.	8	Three players tied with 8	

Game

1.	5	Kyle Van Noy	vs. Texas, 9/7/13	W, 40-21
----	---	--------------	-------------------	----------

2. 4 Jan Jorgensen vs. Northern Iowa, 8/30/08 W, 41-17

3. 3 Five players tied with 3

PASS BREAKUPS SINCE 2000

Career

1.	23	Robertson Daniel	2013-14
	23	Daniel Sorensen	2008, 11-13
3.	21	Brian Logan	2009-10
4.	20	Preston Hadley	2011-12
5.	17	Michael Davis	2013-16
		(Four players tied with 17)	

Top active player:

14 Troy Warner

Season

1.	15	Jordan Johnson	2012
2.	14	Corby Eason	2011
	14	Preston Hadley	2011
	14	Brian Logan	2009
5.	12	Daniel Sorensen	2013

Game

1.	4	Corby Eason	vs. San Jose St., 10/8/11	W, 29-16
	4	Daniel Sorensen	vs. Texas, 9/7/13	W, 40-21
3.	3	11 players tied with 3		

INTERCEPTIONS SINCE 2000

Career

1.	14	Kai Nacua	2013-16
2.	10	Andrew Rich	2008-10
3.	9	Jernaro Gilford	1999, 2001-03
4.	8	Daniel Sorensen	2008, 11-13
5.	7	Fred Warner	2014-17
	7	Kyle Van Noy	2010-13
	7	Aaron Francisco	2001-04

Top active player:

9. 5 Dayan Ghanwoloku

Season

1.	6	Kai Nacua	2016
	6	Jernaro Gilford	2001
	6	Kai Nacua	2015
4.	5	Andrew Rich	2010
5.	4	Four players tied with 4	

Game

1.	3	Tyson Smith	vs. Wyoming, 10/26/00	W, 19-7
	3	Kai Nacua	vs. Boise State, 9/12/15	W, 35-24
2.	2	Nine players tied with 2		

INTERCEPTIONS

Career

1.	20	Dave Atkinson	1970-73
2.	18	Dan Hansen	1969-72
	18	Bobby Roberts	1965-67
4.	14	Derwin Gray	1989-92
5.	13	Brian Mitchell	1987-90
	13	Tom Holmoe	1978-82

Top active player:

T49. 5 Dayan Ghanwoloku



Season

1.	9	Dave Atkinson	1971
	9	Gene Frantz	1962
3.	8	Dave Atkinson	1972
	8	Dan Hansen	1970
5.	7	Six seasons, 5 different players	

Game

1.	3	Eight times, 7 different players	
		Last: Kai Nacua vs. Boise State 9/12/15 W, 35-24	

INTERCEPTION RETURN YARDS SINCE 2000

Career

1.	246	Kai Nacua	2013-16
2.	218	Dayan Ghanwoloku*	2016-present
3.	160	Andrew Rich	2008-10
4.	148	John Burbidge	2001-04
5.	122	Kyle Van Noy	2010-13

*Top active player

Season

1.	137	Kai Nacua	2015
2.	131	Jernaro Gilford	2001
3.	113	Dayan Ghanwoloku	2016
4.	105	Dayan Ghanwoloku	2017
5.	93	John Burbidge	2002

Game

1.	105	Dayan Ghanwoloku at Mississippi St., 10/14/17 L, 35-10	
2.	80	John Burbidge vs. New Mex., 11/16/02 L, 20-16	
3.	76	Kai Nacua vs. Boise State, 9/12/15 W 35-24	
4.	64	Justin Robinson vs. Utah State, 9/23/06 W, 38-0	
5.	62	Jernaro Gilford vs. Utah State, 10/5/01 W, 54-34	

MOST INTERCEPTION RETURN YARDS

Career

1.	421	Dan Hansen	1970-72
2.	249	Mike Russell	1973-74
3.	246	Kai Nacua	2013-16
4.	222	Dave Atkinson	1970-73
5.	218	Dayan Ghanwoloku*	2016-present

*Top active player

Season

1.	233	Dan Hansen	1971
2.	137	Mike Russell	1974
	137	Kai Nacua	2015
4.	131	Jernaro Gilford	2001
	131	Jeff Lyman	1971

Game

1.	97	Brian Mitchell at New Mexico 9/2/89	W, 24-3
	93	Dan Hansen at Wyoming, 10/16/71	W, 35-17
	86	Dan Hansen at UTEP, 10/30/71	W, 16-0

FORCED FUMBLES SINCE 2000

Career

1.	11	Kyle Van Noy	2010-13
2.	6	Andrew Rich	2008-10
	6	Aaron Francisco	2001-04
4.	5	Bronson Kaufusi	2012-15

5.	4	Three players tied with 4	
----	---	---------------------------	--

Season

1.	6	Kyle Van Noy	2012
2.	4	Uona Kaveinga	2011
	4	Ryan Denney	2001
4.	3	Eight players tied with 3:	
		Last Bronson Kaufusi	2015

Game

1.	2	Andrew Rich vs. Oklahoma, 9/5/09	W, 14-13
----	---	----------------------------------	----------

FUMBLE RECOVERIES SINCE 2000

Career

1.	6	Jan Jorgensen	2006-09
	6	Shawn Doman	2006-09
3.	5	Dayan Ghanwoloku*	2016-present
	5	Fred Warner	2014-2017
	5	Spencer Hadley	2008, 11-13

*Top active player

Season

1.	5	Hans Olsen	2000
2.	4	Dayan Ghanwoloku	2018
	4	Shawn Doman	2009
	4	Fred Warner	2015
4.	3	Four players tied with 3	

Game

1.	3	Justin Luetterodt at Wyoming, 11/12/05	W, 35-21
2.	2	Hans Olsen vs. SDSU, 10/21/00	L, 16-15

FUMBLE RETURN YARDS SINCE 2000

Season

1.	64	Scott Johnson	2001
2.	52	Michael Shelton	2016
3.	48	Jan Jorgensen	2006
4.	44	Kyle Van Noy	2010
5.	38	Brandon Bradley	2008

Game

1.	64	Scott Johnson at Wyoming, 11/12/05	W, 35-21
2.	52	Michael Shelton vs. Utah State 11/26/16	W 28-10
3.	48	Jan Jorgensen vs. UNLV, 10/21/06	W, 52-7
4.	44	Kyle Van Noy at CSU, 11/13/10	W, 49-10
5.	38	Brandon Bradley at Utah St., 10/3/08	L, 48-24

NCAA RANKINGS/RECORDS

The following section lists BYU players ranked in career NCAA statistical categories in the FBS Record Book along with NCAA record holders. It also includes team rankings still ranked in the top 25 for single seasons. Bowl statistics were included in the season and career statistics since 2002. For the most up to date records, visit NCAA.com

**NCAA record

†National champion or national leader in that category that season.

INDIVIDUAL OFFENSE

INDIVIDUAL TOTAL OFFENSE

Career							
Rk.	G	PLAYS	RUSH	PASS	YARDS	AVG	
10. Ty Detmer (1988-91)	46	1,795	-366	15,031	14,665	8.17	
Season							
22. Ty Detmer (1990)	12	635	-106	5,188	5,022	7.91	

Game						
Rk.	DATE	OPPONENT	RUSH	PASS	YARDS	
22. Ty Detmer	Nov. 16, 1991	SDSU	4	599	603	
25. Virgil Carter	Nov. 5, 1966	UTEP	86	513	599	

TOTAL OFFENSE PER GAME

Career						
Rk.	G	PLAYS	YARDS	TDR	YPG	
12. Ty Detmer (1988-91)	46	1,795	14,665	135	318.8	
Season						
7. Ty Detmer (1990)	12	635	5,022	45	418.5	
16. Steve Young (1983)	11	531	4,346	41	395.1	

ANNUAL TOTAL OFFENSE CHAMPIONS

Year	Player	CL	PLAYS	RUSH	PASS	YARDS	AVG
1966	Virgil Carter	Sr.	388	363	2,182	2,545	254.5
1979	Marc Wilson	Sr.	488	-140	3,720	3,580	325.5
1980	Jim McMahon	Jr.	540	56	4,571	4,627	385.6
1981	Jim McMahon	Sr.	487	-97	3,555	3,458	345.8
1983	Steve Young	Sr.	531	444	3,902	4,346	395.1
1984	Robbie Bosco	Jr.	543	57	3,875	3,932	327.7
1991	Ty Detmer	Sr.	478	-30	4,031	4,001	333.4

MOST SEASONS GAINING 4,000 YARDS OR MORE

3—Ty Detmer, BYU, 1989-91; tied with 7 others

PASSING OFFENSE

PASSING EFFICIENCY

Career							
Rk.	Att	CMP.	INT.	PCT.	YDS.	TD	EFF.
(Min. 500 completions)							
16. Ty Detmer	1,530	958	65	.626	15,031	121	162.7
19. Steve Sarkisian	789	528	26	.669	7,464	53	162.0

(Min. 400 completions)

22. Gifford Nielsen 708 415 29 .586 5,833 55 145.3

(Min. 325-399 completions)

22. Gary Sheide 594 358 31 .603 4,524 45 138.8

Season

Rk.	G	Att	CMP.	INT.	PCT.	YDS.	TD	EFF.
21. Jim McMahon, BYU (1980)	12	445	284	18	.638	4,571	47	176.9
25. Ty Detmer, BYU (1989)	12	412	265	15	.643	4,560	32	175.6

PASSING YARDS

Career

Rk.	Att.	CMP.	INT.	PCT.	YDS.	TD
5. Ty Detmer	1,530	958	65	.626	15,031	121

Season

Rk.	G	ATT.	CMP.	INT.	PCT.	YDS.	TD	YPATT
6. Ty Detmer (1990)	12	562	361	28	.642	5,188	41	9.23

Game

Rk.	DATE	OPPONENT	YARDS
13. John Walsh	Oct. 30, 1993	Utah State	619
18. Ty Detmer	Nov. 16, 1991	San Diego State	599

PASSING YARDS PER GAME

Career

Rk.	G	ATT.	CMP.	INT.	PCT.	YDS.	TD	YPG
9. Ty Detmer	46	1,530	958	65	.626	15,031	121	326.8
22. Steve Sarkisian	25	789	528	26	.669	7,464	53	298.6

Season

4. Ty Detmer, BYU (1990)	12	562	361	28	.642	5,188	41	432.3
23. Jim McMahon, BYU (1980)	12	445	284	18	.638	4,571	47	380.9
25. Ty Detmer, BYU (1989)	12	412	265	15	.643	4,560	32	380.0

PASSING YARDS PER ATTEMPT

Career

Rk.	ATT.	CMP.	PCT.	YDS.	PER CMP.	PER ATT.
2. Ty Detmer	1,530	958	.626	15,031	15.69	9.82
16. Jim McMahon	1,060	653	.616	9,536	14.60	9.00

TOUCHDOWN PASSES

Career

Rk.	G	TD
8. Ty Detmer, BYU (1988-91)	46	121

Season

11. Jim McMahon, BYU (1980)	12	47
-----------------------------	----	----

MOST CONSECUTIVE GAMES GAINING 300 YARDS OR MORE

Career

**24—Ty Detmer, BYU (from Sept. 2, 1989, to Dec. 1, 1990)

MOST YARDS GAINED PER ATTEMPT

Game (Min. 40 atts.)



**14.1—John Walsh, BYU vs. Utah St., Oct. 30, 1993 (44 for 619)

Season (Min. 412 atts.)

**11.1—Ty Detmer, BYU, 1989 (412 for 4,560)

MOST YARDS GAINED PER COMPLETION

Game (Min. 22 comps.)

**22.9—John Walsh, BYU vs. Utah St., Oct. 30, 1993 (27 for 619)

HIGHEST PERCENTAGE OF PASSES FOR TDS (MIN. 375 ATTS.)

Season

**11.5%—Jim McMahon, BYU, 1980 (46 of 400)

ANNUAL PASSING CHAMPIONS

Year	Player, School	CL.	G	ATT.	CMP.	INT.	PCT.	YDS	TD	EFF.
1980	Jim McMahon, BYU	Jr.	12	445	284	18	.638	4,571	47	176.9
1981	Jim McMahon, BYU	Sr.	10	423	272	7	.643	3,555	30	155.0
1983	Steve Young, BYU	Sr.	11	429	306	10	.713	3,902	33	168.5
1989	Ty Detmer, BYU	So.	12	412	265	15	.643	4,560	32	175.6
1996	Steve Sarkisian, BYU	Sr.	14	404	278	12	.688	4,027	33	173.6

RUSHING

TWO PLAYEERS, SAME TEAM, EACH GAINING 1,000 YARDS OR MORE IN A SEASON

Taysom Hill (1,344) and Jamaal Williams (1,233) in 2013 (one of several duos)

FRESHMAN 1,000 YARD RUSHERS

1,227 - Harvey Unga 2007 (one of several since 1968)

QUARTERBACK RUSHING

SINGLE-GAME YARDS (SINCE 2000)

Rk.	Yds.	Player, Team	Date
9.	259	Taysom Hill, BYU (Texas)	Sept. 9, 2013

SEASON YARDS

Rk.	Player, Team	Years	G	Carries	Yards	TD	Yds/G
23.	Taysom Hill, BYU	2013	13	246	1,344	10	103.4

A QB GAINING 100 YDS RUSHING & 400 YDS PASSING

Game--1 of 11 players

Player, Team vs. Opp	Date	Rush	Pass
Taysom Hill, BYU vs. Houston	Oct. 19, 2013	128	417

GAINING 1,000 YDS RUSHING & 2,000 YDS PASSING

Season (happened 33 times)

Player, Team	Season	Class	Rush	Pass
Taysom Hill, BYU	2013	So.	1,344	2,938

A QB GAINING 2,000 YDS RUSHING & 4,000 YDS PASSING CAREER

Player, Team	Season	Rush	Pass
Taysom Hill, BYU	2012-14	2,815	6,929
(1 of 43 players)			

SCORING

RUSHING TDS IN A QUARTER

**4—Dick Felt, BYU vs. San Jose St., Nov. 8, 1952 (4th); tied with three others

MOST TOUCHDOWNS SCORED IN QUARTER

Quarter

**4—Dick Felt, BYU vs. San Jose St., Nov. 8, 1952 (all rushing, 4th quarter); 1 of 7 players

SEASON POINTS

Rk.	Player, Team	Year	TD	Xpts.	FG	Pts
16.	Luke Staley, BYU	†2001	28	2	0	170

SEASON POINTS PER GAME

Rk.	Player, Team	Year	CL.	G	TD	Xpts.	FG	Pts.	Pts/G
9.	Luke Staley, BYU	†2001	Jr.	11	28	2	0	170	15.45

ANNUAL POINTS PER GAME CHAMPIONS

Year	Player, Team	CL.	G	TD	Xpts.	FG	Pts.	P/G
2001	Luke Staley, BYU	Jr.	11	28	2	0	170	15.5

INDIVIDUAL SPECIAL TEAMS

HIGHEST AVERAGE PER PUNT

Game (Min. 5 punts)

**1. 60.4—Lee Johnson, BYU vs. Wyoming, Oct. 8, 1983 (5 for 302; 53, 44, 63, 62, 80 yards); 1 of 2

MOST PUNT RETURNS

Career

**1. 153—Vai Sikahema, BYU, 1980-81, 1984-85 (1,312 yards)

HIGHEST AVERAGE GAIN PER RETURN

Game (Min. 5 rets.)

**1. 43.8—Golden Richards, BYU vs. North Texas, Sept. 10, 1971 (5 for 219)

HIGHEST PERCENTAGE OF FIELD GOALS MADE, 40 YARDS OR MORE

Season (Min. 10 made)

**1. 93.3%—Matt Payne, BYU, 2004 (14 of 15)

MOST CONSECUTIVE FIELD GOALS MADE, 40-49 YARDS

Career

**1. 14—Matt Payne, BYU, 2003-04

RECEIVING

SINGLE-GAME RECEPTIONS

Rk.	Rec.	Player, Team (Opponent)	Date
3.	22	Jay Miller, BYU (New Mexico)	Nov. 3, 1973

MOST PASSES CAUGHT BY A TIGHT END

Career Per Game

**1. 5.4—Gordon Hudson, BYU, 1980-83 (178 in 33)

MOST YARDS GAINED BY A TIGHT END

Game

**1. 259—Gordon Hudson, BYU vs. Utah, Nov. 21, 1981 (caught 13)

Career

**1. 2,901—Dennis Pitta, BYU, 2004, 2007-09 (caught 221)

Career Per Game (Min. 2,000 yards)

**1. 75.3—Gordon Hudson, BYU, 1980-83 (2,484 in 33)

HIGHEST AVERAGE GAIN PER RECEPTION BY A TIGHT END

Career (Min. 75 catches)

**1. 19.2—Clay Brown, BYU, 1978-80 (88 for 1,691)

ANNUAL RECEPTIONS PER GAME CHAMPIONS

Year	Player, Team	Cl.	G	Rec.	Rec/G	Yards	TD
1973	Jay Miller, BYU	So.	11	100	9.1	1,181	8

ANNUAL RECEIVING YARDS PER GAME CHAMPIONS

Year	Player, Team	Cl.	G	Rec.	Rec/G	Yards	TD
2008	Austin Collie, BYU	Jr.	13	106	1,538	118.3	15

DEFENSE

CAREER TFLS

Rk.	G	Total
11. Kyle Van Noy, BYU (2010-13)	52	62.0

FORCED FUMBLES

Rk.	G	FF
T14. Kyle Van Noy	52	11

CAREER INTERCEPTIONS

Rk.	Player, Team	Years	Int.	Yards	Yds/G
T17.	Dave Atkinson, BYU	1971-73	20	222	11.1

PUNTING

ANNUAL CHAMPIONS PUNTING

Year	Player, Team	Cl.	Punts	Yards	Yds/P
1979	Clay Brown, BYU	Jr.	43	1,950	45.3
Beginning in 1980, ranked on minimum 3.6 punts per game					
2002	Matt Payne, BYU	So.	51	2,427	47.6

RETURNS

PUNT RETURNING AVERAGE

Season (Minimum 1.2 Returns Per Game)

Rk.	Player, Team	Year	Cl.	G	PR	Yards	TD	Yds.R
18.	James Dye, BYU	†1995	Jr.	11	20	438	2	21.90

Career Average (Minimum 1.2 Returns Per Game; Minimum 30 Returns; Player must have concluded his career)

Rk.	Player, Team	Years	PR	Yards	TD	Yds/R
12.	James Dye, BYU/USU	1992-93, 95-96	61	1,046	5	17.15

PUNT RETURN ANNUAL CHAMPIONS

Year	Player, Team	Cl.	PR	Yards	TD	Long	Yds/P
1969	Chris Farasopoulos Jr.	35	527	—	—	—	15.1
1971	Golden Richards	Jr.	33	624	4	87	18.9
1995	James Dye	Jr.	20	438	2	90	21.9
Beginning in 1970, ranked on average per return (instead of total yards)							

KICKOFF RETURN AVERAGE

Season (Minimum 1.2 Returns Per Game)

Rk.	Player, Team	Year	Cl.	KR	Yards	TD	Yds/R
2.	Paul Allen, BYU	†1961	Sr.	12	481	—	**40.08

KICKOFF RETURN ANNUAL CHAMPIONS (ranked on total yards prior to 1970 by NCAA)

Year	Player, Team	KR	Yards	Yds/R
1960	Bruce Samples, BYU	23	577	25.1

KICKOFF RETURN ANNUAL CHAMPIONS (ranked by return avg)

Year	Player, Team	KR	Yards	Yds/R
1961	Paul Allen	12	481	**†40.08
1969	Chris Farasopoulos	17	548	†32.2

MOST TOUCHDOWNS SCORED ON KICKOFF RETURNS

Game

**2 - Stacey Corley vs. Air Force, 11/11/1989 (1 of 24)

TEAM SCORING

HIGHEST-SCORING TIE GAME

**52-52—BYU & San Diego St., Nov. 16, 1991

MOST POINTS SCORED IN FOURTH QUARTER TO WIN OR TIE A GAME

**36—BYU (50) vs. Washington St. (36), Sept. 15, 1990 (trailed 29-14 at start of 4th quarter)



SCORING OFFENSE CHAMPIONS

1979	BYU	40.6
1980	BYU	46.7
1981	BYU	38.7
2001	BYU	46.8

MOST POINTS, BOTH TEAMS IN A TIE GAME

**104—BYU (52) & San Diego St. (52), Nov. 16, 1991

TEAM TOTAL OFFENSE

TOTAL OFFENSE YARDS PER GAME

Rk.	Team	Year	G	Plays	Yds.	TD	Yds/G
7.	BYU	†1983	11	865	6,426	65	584.2
20.	BYU	1990	12	968	6,788	64	565.7

TOTAL OFFENSE CHAMPIONS

1979	BYU	521.4
1980	BYU	535.0
1983	BYU	584.2
1984	BYU	486.5
1985	BYU	500.2
2001	BYU	542.9

BOTH TEAMS GAINING 600 YARDS OR MORE

BYU (767) vs. SDSU (695), 11/16/91

BYU (621) vs. Hawaii (646), 12/8/2001

(Has happened in 58 FBS games)

TEAM PASSING

PASSING YARDS PER GAME

Rk.	Team	Year	G	Att.	Com.	Pct.	Int.	Yds.	TD	Yds/G
8.	BYU	1990	12	580	373	.643	29	5,379	41	448.3
16.	BYU	†1980	12	498	317	.637	21	4,918	49	409.8

PASSING OFFENSE CHAMPIONS

1976	BYU	307.8
1979	BYU	368.3
1980	BYU	409.8
1981	BYU	356.9
1983	BYU	381.2
1984	BYU	346.2
1985	BYU	354.5

TEAM PASSING DEFENSE

FEWEST COMPLETIONS ALLOWED IN A GAME

**0 - vs. Rice 1996 on 5 attempts (many teams)

SPECIAL TEAMS

HIGHEST AVERAGE PER PUNT (MIN. 5 PUNTS)

**60.4—BYU vs. Wyoming, Oct. 8, 1983 (5 for 302); Oklahoma St. vs. Nebraska, Oct. 23, 2010 (5 for 302)

HIGHEST AVERAGE PER PUNT, BOTH TEAMS (MIN. 10 PUNTS)

**55.3—BYU & Wyoming, Oct. 8, 1983 (11 for 608)

HIGHEST PUNTING AVERAGE

**50.63—BYU, 1983 (24 for 1,215 yards)

NET PUNTING CHAMPS

1959	BYU	43.2
1983	BYU	45.0
1988	BYU	42.9
2002	BYU	42.7

NET PUNTING

Rk.	Team	Year	AVG
5.	BYU	†1983	45.04 (Best since 1975)

KICKOFF RETURNING

Rk.	Team	Year	G	Ret.	Yds.	TD	Yds/R
T25.	BYU	†1969	-	-	-	-	28.7

KICKOFF RETURN CHAMPS

1969	BYU	28.7
1979	BYU	26.3

MOST TOUCHDOWNS SCORED BY A TEAM ON KICK-OFF RETURNS

Game

**2—vs. Air Force, 11/11/1989 (many teams)

FEWEST PUNTS ALLOWED

0—BYU 3 times (Tulane, 2007; Colorado State, 2001; New Mexico, 1996) - held by many teams

MISC. TEAM

MOST GAMES PLAYED IN A SEASON (MODERN ERA, 1937-PRESENT)

**15—BYU, 1996; Kansas St., 2003; Ohio State, 2014; Oregon, 2014; Alabama 2015; Clemson 2015, Alabama 2016, Clemson 2016, Georgia 2017, Clemson 2018, Alabama 2018

MOST OPPONENTS' FUMBLES RECOVERED

36—North Texas, 1972; BYU, 1977

TEAM SEASON RECORDS

Season records may not include seasons prior to 1975. The amount and availability of archived statistics is less and less in the earlier seasons.

Bowl statistics were counted as part of season statistics starting in the 2002 season.

VICTORIES

1.	13	1996	14 games
2.	12	2001	13 games
	12	1984	12 games
4.	11	1980	12 games
	11	2006	13 games
	11	2009	13 games
	11	1979	11 games
	11	1985	13 games
	11	2007	13 games
10.	10	1990	12 games
	10	1989	12 games
	10	1983	11 games
	10	1981	12 games
	10	2008	13 games
	10	2011	13 games

FEWEST VICTORIES

1.	4	2017	13 games
	4	2003	12 games
2.	5	2004	11 games
	5	2002	12 games
4.	5	1973	11 games
	6	1993	11 games
	6	1997	11 games
	6	2000	12 games
	6	1975	11 games
	6	2005	12 games
10.	7	2010	13 games
	7	1995	11 games
	7	1978	12 games
	7	1974	11 games
	7	1972	11 games

OFFENSE

POINTS SCORED

Most			
1.	608	2001	13 games
2.	571	1996	14 games
3.	560	1980	12 games
4.	510	1990	12 games
5.	484	1989	12 games
	484	1983	11 games
7.	482	2014	13 games
8.	478	2006	13 games

9.	465	1981	12 games
10.	461	2009	13 games
Fewest			
1.	196	2003	12 games
2.	222	2017	13 games
3.	233	1978	12 games
4.	244	1975	11 games
5.	248	1972	11 games
6.	250	1997	11 games
7.	267	2004	11 games
8.	279	2002	12 games
9.	280	2000	12 games
10.	296	1974	11 games

POINTS SCORED PER GAME

Most			
1.	46.77	2001	13 games
2.	46.67	1980	12 games
3.	44.00	1983	11 games
4.	42.50	1990	12 games
5.	40.79	1996	14 games
6.	40.64	1979	11 games
7.	40.33	1989	12 games
8.	39.36	1977	11 games
9.	38.75	1981	12 games
10.	37.08	2014	13 games

Fewest			
1.	16.33	2003	12 games
2.	17.08	2017	13 games
3.	19.42	1978	12 games
4.	22.18	1975	11 games
5.	22.55	1972	11 games
6.	22.73	1997	11 games
7.	23.25	2002	12 games
8.	23.33	2000	12 games
9.	24.27	2004	11 games
10.	25.00	1986	12 games

TOTAL OFFENSIVE PLAYS

Most			
1.	1,111	2013	13 games
2.	1,049	2014	13 games
3.	1,037	1985	13 games
4.	1,004	1996	14 games
5.	1,003	2012	13 games
6.	996	2007	13 games
7.	977	2001	13 games
8.	968	1990	12 games
9.	958	2011	13 games
10.	956	2016	13 game

Fewest			
1.	715	1997	11 games
2.	792	1975	11 games



3.	797	1982	11 games
4.	803	1995	11 games
5.	806	2004	11 games
6.	822	2017	13 games
7.	831	1979	11 games
8.	834	1999	11 games
9.	846	2003	12 games
	846	1991	12 games
	846	1980	12 games

TOTAL OFFENSIVE YARDS

Most

1.	6,795	2001	13 games
2.	6,788	1990	12 games
3.	6,692	1996	14 games
4.	6,502	1985	13 games
5.	6,479	1989	12 games
6.	6,426	1983	11 games
7.	6,420	1980	12 games
8.	6,417	2013	13 games
9.	5,986	2014	13 games
10.	5,886	1984	12 games

Fewest Since 1975

1.	3692	1997	11 games
2.	3775	2003	12 games
3.	3922	1975	11 games
4.	4224	2004	11 games
5.	4227	2017	13 games
6.	4238	1978	12 games
7.	4395	1976	11 games
8.	4502	2000	12 games
9.	4538	1995	11 games
10.	4581	1987	12 games

TOTAL OFFENSIVE YARDS/GAME

Most (Including 5,000+ seasons)

1.	584.18	1983	11 games
2.	565.67	1990	12 games
3.	539.92	1989	12 games
4.	535.00	1980	12 games
5.	522.69	2001	13 games
6.	521.36	1979	11 games
7.	500.15	1985	13 games
8.	493.62	2013	13 games
9.	490.50	1984	12 games
10.	480.33	1981	12 games

Fewest Since 1975

1.	314.58	2003	12 games
2.	325.15	2017	13 games
3.	335.64	1997	11 games
4.	353.17	1978	12 games
5.	356.55	1975	11 games
6.	364.9	2018	13 games
7.	366.46	2010	13 games
8.	375.17	2000	12 games

9.	381.69	1998	13 games
10.	381.75	1987	12 games

TURNOVERS COMMITTED

Fewest

1.	13	2006	13 games
2.	17	2018	13 games
3.	19	2016	13 games
4.	20	2005	12 games
	20	2015	13 games
6.	21	2010	13 games
	21	1997	11 games
	21	2013	13 games
9.	23	1983	11 games
10.	24	2007	13 games
	24	2009	13 games

Most

1.	42	1988	12 games
2.	41	1990	12 games
3.	41	1977	11 games
4.	40	1985	13 games
5.	39	1975	11 games
6.	39	1986	12 games
7.	39	1987	12 games
8.	39	2003	12 games
9.	37	1978	12 games
10.	36	1980	12 games

FUMBLES

Fewest

1.	13	2017	13 games
	13	2005	12 games
3.	14	2006	13 games
4.	16	2018	13 games
	16	2016	13 games
	16	2015	13 games
7.	17	2013	13 games
	17	2009	13 games
9.	19	1995	11 games
10.	20	four times	

Most

1.	43	2001	13 games
2.	37	1978	12 games
3.	34	1987	12 games
	34	1998	13 games
5.	32	1988	12 games
	32	1990	12 games
7.	31	1989	12 games
	31	1993	11 games
9.	30	four times	

FUMBLES LOST

Fewest

1.	4	2006	13 games
2.	7	2016	13 games
	7	2005	12 games
	7	2013	13 games
	7	1976	11 games
6.	8	2017	13 games
	8	2015	13 games
	8	2012	13 games
9.	10	five times (2018)	

Most

1.	23	1998	13 games
2.	22	1988	12 games
3.	21	1975	11 games
4.	18	2001	13 games
	18	1977	11 games
	18	1981	12 games
7.	17	2003	12 games
8.	16	1987	12 games
	16	1989	12 games
	16	2004	11 games
	16	1985	13 games
	16	1986	12 games

PENALTIES COMMITTED

Fewest

1.	59	2017	13 games
2.	68	1997	11 games
3.	70	2010	13 games
4.	72	1999	11 games
5.	74	2018	13 games
6.	75	2011	13 games
7.	76	1992	12 games
8.	78	1982	11 games
9.	80	2012	13 games
10.	82	2000	12 games

Most

1.	141	1980	12 games
2.	114	1981	12 games
3.	111	1990	12 games
4.	110	1977	11 games
	110	2014	13 games
	110	1979	11 games
7.	109	1989	12 games
8.	108	1988	12 games
	108	1993	11 games
10.	106	1984	12 games

PENALTY YARDS

Fewest

1.	509	2017	13 games
2.	544	1997	11 games

3.	583	2010	13 games
4.	633	2018	13 games
5.	653	2011	13 games
6.	672	1999	11 games
7.	674	1992	12 games
8.	702	1982	11 games
	702	2004	11 games
10.	703	2012	13 games

Most

1.	1,322	1980	12 games
2.	1,227	1979	11 games
3.	1,085	1981	12 games
4.	1,053	2014	13 games
5.	1,031	1990	12 games
6.	1,008	1996	14 games
7.	998	1989	12 games
8.	993	1977	11 games
9.	981	1976	11 games
10.	978	1978	12 games

TIME OF POSSESSION

Highest

1.	35:16.48	1976	11 games
2.	32:41.01	1999	11 games
3.	32:39.77	2016	13 games
3.	32:27.36	2005	12 games
4.	32:22.48	1986	12 games
5.	32:20.12	2009	13 games
6.	32:14.02	2007	13 games
7.	32:12.00	1987	12 games
8.	32:05.10	1985	13 games
9.	32:04.04	2006	13 games
10.	31:57.23	2012	13 games

Lowest

1.	24:07.12	1978	12 games
2.	24:36.00	1977	11 games
3.	24:48.00	1980	12 games
4.	24:50.24	1979	11 games
5.	27:41.46	2013	13 games
6.	27:53.00	2017	13 games
7.	27:54.09	2014	13 games
8.	28:15.36	2002	12 games
9.	28:33.36	1991	12 games
10.	28:47.23	2015	13 games

FIRST DOWNS

Most

1.	351	2001	13 games
2.	348	1990	12 games
3.	347	1985	13 games
4.	341	1996	14 games
5.	340	1983	11 games
6.	325	2014	13 games
	325	2013	13 games
8.	318	1981	12 games



9.	314	2008	13 games
	314	2007	13 games
Fewest			
1.	192	1997	11 games
2.	204	2003	12 games
3.	214	1976	11 games
4.	215	2017	13 games
5.	215	1975	11 games
6.	215	2004	11 games
7.	239	1987	12 games
8.	244	1995	11 games
9.	246	2002	12 games
10.	249	2018	13 games

FIRST DOWNS/GAME

Most			
1.	30.9	1983	11 games
2.	29.0	1990	12 games
3.	27.0	2001	13 games
4.	26.7	1985	13 games
5.	26.5	1981	12 games
6.	25.7	2005	12 games
7.	25.5	1994	12 games
8.	25.2	1979	11 games
9.	25.1	1989	12 games
10.	25.0	2013	13 games
	25.0	2014	13 games

Least			
1.	16.5	2017	13 games
2.	17.0	2003	12 games
3.	17.5	1997	11 games
4.	19.2	2018	13 games
5.	19.5	1976	11 games
6.	19.5	1975	11 games
7.	19.5	2004	11 games
8.	19.9	1987	12 games
9.	20.4	1998	13 games
10.	20.5	2002	12 games

RUSHING FIRST DOWNS

Most			
1.	161	2013	13 games
2.	151	1996	14 games
3.	148	2001	13 games
4.	143	2014	13 games
5.	141	2016	13 games
6.	136	1983	11 games
7.	128	1994	12 games
8.	124	1986	12 games
9.	123	2011	13 games
10.	122	2012	13 games

Fewest			
1.	54	2003	12 games
2.	60	2002	12 games
3.	69	2004	11 games

4.	75	1995	11 games
5.	76	1976	11 games
6.	79	1980	12 games
7.	80	1987	12 games
8.	80	1999	11 games
9.	80	1979	11 games
10.	81	1997	11 games
	81	1977	11 games

RUSHING FIRSTS DOWNS PER GAME

Most			
1.	12.38	2013	13 games
2.	12.36	1983	11 games
3.	11.4	2001	13 games
4.	11.2	2015	13 games
5.	11.0	2014	13 games
6.	10.8	2016	13 games
	10.8	1996	14 games
8.	10.7	1994	12 games
9.	10.3	1986	12 games
10.	10.1	1982	11 games

Least			
1.	6.3	2004	11 games
2.	6.6	2003	12 games
	6.6	1980	12 games
4.	6.7	2017	13 games
	6.7	1987	12 games
6.	6.8	1995	11 games
7.	6.8	2000	12 games
8.	6.9	1976	11 games
9.	6.9	2002	12 games
10.	6.9	2006	13 games

PASSING FIRST DOWNS

Most			
1.	237	1990	12 games
2.	201	1985	13 games
3.	198	2008	13 games
4.	192	1989	12 games
5.	191	1981	12 games
6.	189	1980	12 games
7.	188	2006	13 games
8.	186	1983	11 games
9.	183	1984	12 games
10.	182	2007	13 games

Fewest			
1.	87	1975	11 games
2.	90	2003	12 games
3.	100	1997	11 games
4.	106	2002	12 games
5.	115	1986	12 games
6.	116	2017	13 games
7.	121	2018	13 games
8.	122	1976	11 games
9.	124	2004	11 games
10.	128	1998	13 games

PASSING FIRST DOWNS PER GAME

Most

1.	19.8	1990	12 games
2.	16.9	1983	11 games
3.	16.0	1989	12 games
4.	15.9	1981	12 games
5.	15.9	2015	13 games
6.	15.8	1979	11 games
7.	15.8	1980	12 games
8.	15.5	1985	13 games
9.	15.3	1984	12 games
10.	15.2	2008	13 games

Fewest

1.	7.9	1975	11 games
2.	8.8	2003	12 games
3.	8.9	2017	13 games
4.	9.1	1997	11 games
5.	9.3	2018	13 games
6.	9.6	1986	12 games
7.	9.8	1998	13 games
8.	10.0	2016	13 games
9.	10.5	2010	13 games
10.	11.0	1978	12 games

PENALTY FIRST DOWNS

Most

1.	31	1981	12 games
	31	1978	12 games
3.	29	1999	11 games
	29	2010	13 games
5.	28	2016	13 games
6.	27	2000	12 games
	27	2015	13 games
8.	26	1985	13 games
	26	2005	12 games
10.	24	1980	12 games
	24	2011	13 games

Fewest

1.	10	2002	12 games
2.	11	1997	11 games
3.	11	1993	11 games
4.	12	2017	13 games
5.	13	1996	14 games
6.	14	2003	12 games
7.	14	1986	12 games
8.	14	1987	12 games
9.	14	1995	11 games
10.	15	1984	12 games

RUSHING**RUSHING TOUCHDOWNS**

Most

1.	41	2001	13 games
----	----	------	----------

2.	30	1996	14 games
3.	28	2016	13 games
	28	2015	13 games
	28	2014	13 games
	28	2006	13 games
	28	1983	11 games
8.	27	2018	13 games
	27	1989	12 games
	27	1982	11 games

Fewest

1.	7	2003	12 games
2.	12	2017	13 games
	12	2004	11 games
4.	13	1999	11 games
	13	1976	11 games
	14	1977	11 games
	15	1986	12 games
8.	16	1997	11 games
	16	1995	11 games
10.	16	1994	12 games
	16	1975	11 games

RUSHING YARDS

Most

1.	3,475	2013	13 games
2.	2,832	2001	13 games
3.	2,615	2016	13 games
4.	2,549	1996	14 games
5.	2,363	2014	13 games
6.	2,233	1983	11 games
7.	2,185	2010	13 games
8.	2,084	2011	13 games
9.	2,016	1986	12 games
10.	1,991	2018	13 games
	1,991	2012	13 games

Fewest

1.	1,009	1976	11 games
2.	1,069	1995	11 games
3.	1,081	1987	12 games
4.	1,115	1999	11 games
5.	1,149	2004	11 games
6.	1,162	1993	11 games
7.	1,192	1997	11 games
8.	1,195	2003	12 games
9.	1,207	2000	12 games

RUSHING ATTEMPTS

Most

1.	664	2013	13 games
2.	581	1996	14 games
3.	567	2014	13 games
4.	553	1975	11 games



5.	544	2016	13 games
6.	540	1998	13 games
7.	535	1986	12 games
8.	525	1978	12 games
9.	518	2010	13 games
10.	505	2012	13 games

Fewest

1.	348	1980	12 games
2.	368	1979	11 games
3.	376	1999	11 games
4.	382	2004	11 games
5.	388	1990	12 games
6.	389	1997	11 games
7.	393	1981	12 games
8.	395	1993	11 games
9.	396	1984	12 games
10.	397	2003	12 games

RUSHING YARDS/ATTEMPT

Most

1.	5.63	2001	13 games
2.	5.49	1983	11 games
3.	5.23	2013	13 games
4.	4.81	2016	13 games
5.	4.67	1982	11 games
6.	4.58	1979	11 games
7.	4.39	1996	14 games
8.	4.374	1984	12 games
9.	4.373	2005	12 games
10.	4.32	1980	12 games

Fewest

1.	2.22	1976	11 games
2.	2.35	1987	12 games
3.	2.58	1995	11 games
4.	2.63	1978	12 games
5.	2.94	1993	11 games
6.	2.97	1999	11 games
7.	3.007	2004	11 games
8.	3.010	2003	12 games
9.	3.03	2000	12 games
10.	3.06	1997	11 games

RUSHING YARDS/GAME

Most

1.	267.3	2013	13 games
2.	217.8	2001	13 games
3.	203.0	1983	11 games
4.	201.2	2016	13 games
5.	182.1	1996	14 games
6.	181.8	2014	13 games
7.	178.9	1975	11 games
8.	178.7	1978	11 games
9.	174.7	1982	11 games
10.	168.1	2010	13 games

Fewest

1.	90.1	1987	12 games
2.	91.7	1976	11 games
3.	97.2	1995	11 games
4.	99.6	2003	12 games
5.	100.6	2000	12 games
6.	101.4	1999	11 games
7.	104.5	2004	11 games
8.	105.6	1993	11 games
9.	108.4	1997	11 games
10.	115.0	1978	12 games

PASSING

PASSING YARDS

Most

1.	5,379	1990	12 games
2.	4,918	1980	12 games
3.	4,726	1989	12 games
4.	4,608	1985	13 games
5.	4,283	1981	12 games
6.	4,206	2006	13 games
7.	4,193	1983	11 games
8.	4,154	1984	12 games
9.	4,143	1996	14 games
10.	4,125	1991	12 games
11.	4,060	1993	11 games
12.	4,037	1979	11 games
13.	4,035	2008	13 games
14.	3,963	2001	13 games
15.	3,879	2007	13 games
16.	3,874	1988	12 games
17.	3,854	2015	13 games
18.	3,758	1977	11 games
19.	3,755	1994	12 games
20.	3,721	2005	12 games
21.	3,659	2009	13 games
22.	3,623	2014	13 games
23.	3,575	1992	12 games
24.	3,567	1999	11 games
25.	3,500	1987	12 games

Fewest

1.	1,954	1975	11 games
2.	2,500	1997	11 games
3.	2,530	2017	13 games
4.	2,573	2016	13 games
5.	2,579	2010	13 games
6.	2,580	2003	12 games
7.	2,753	2018	13 games
8.	2,827	1986	12 games
9.	2,858	1978	12 games
10.	2,942	2013	13 games

PASSING ATTEMPTS

Most

1.	580	1990	12 games
2.	560	1985	13 games
3.	538	1981	12 games
4.	516	2005	12 games
5.	504	2015	13 games
6.	503	2007	13 games
7.	500	2002	12 games
8.	498	1980	12 games
	498	2012	13 games
10.	496	1984	12 games

Fewest

1.	281	1975	11 games
2.	326	1997	11 games
3.	358	1986	12 games
4.	373	2018	13 games
5.	383	1998	13 games
6.	385	1982	11 games
7.	388	1995	11 games
8.	403	1976	11 games
9.	405	1992	12 games
10.	412	2016	13 games

PASSING YARDS/GAME

Most

1.	448.3	1990	12 games
2.	409.8	1980	12 games
3.	393.8	1989	12 games
4.	381.2	1983	11 games
5.	369.1	1993	11 games
6.	367.0	1979	11 games
7.	356.9	1981	12 games
8.	354.5	1985	13 games
9.	346.2	1984	12 games
10.	343.8	1991	12 games

Fewest

1.	177.6	1975	11 games
2.	194.6	2017	13 games
3.	197.9	2016	13 games
4.	198.4	2010	13 games
5.	211.7	2018	13 games
6.	215.0	2003	12 games
7.	226.3	2013	13 games
8.	227.3	1997	11 games
9.	235.6	1986	12 games
10.	236.9	1998	13 games

PASSING YARDS/ATTEMPT

Most

1.	10.9	1989	12 games
2.	9.88	1980	12 games
3.	9.82	1991	12 games
4.	9.79	1996	14 games

5.	9.31	2006	13 games
6.	9.27	1990	12 games
7.	9.16	1983	11 games
8.	8.94	1995	11 games
9.	8.86	1993	11 games
10.	8.83	1992	12 games

Fewest

1.	5.75	2003	12 games
2.	6.03	2010	13 games
3.	6.05	2017	13 games
4.	6.2451	2016	13 games
5.	6.2455	2002	12 games
6.	6.45	2012	13 games
7.	6.58	2013	13 games
8.	6.77	2000	12 games
9.	6.88	2011	13 games
10.	6.89	1978	12 games

COMPLETIONS

Most

1.	373	1990	12 games
2.	366	1985	13 games
3.	338	2008	13 games
4.	332	2005	12 games
5.	329	1981	12 games
6.	324	1983	11 games
7.	317	1980	12 games
8.	311	2006	13 games
9.	305	1984	12 games
	305	2001	13 games
11.	303	2015	13 games

Fewest

1.	156	1975	11 games
2.	184	1997	11 games
3.	205	1986	12 games
4.	210	1978	12 games
5.	222	1992	12 games
6.	224	1976	11 games
7.	226	1998	13 games
8.	228	2017	13 games
9.	234	2004	11 games
10.	236	2018	13 games

COMPLETION PERCENTAGE

Highest

1.	70.74%	1983	11 games
2.	68.81%	2006	13 games
3.	68.79%	1996	14 games
4.	68.56%	2008	13 games
5.	67.30%	2009	13 games
6.	65.36%	1985	13 games
7.	64.95%	1995	11 games
8.	64.35%	2001	13 games
9.	64.34%	2005	12 games



10.	64.31%	1990	12 games
Lowest Since 1975			
1.	50.60%	1978	12 games
2.	53.02%	2013	13 games
3.	54.32%	1988	12 games
4.	54.54%	2017	13 games
5.	54.57%	2003	12 games
6.	54.81%	1992	12 games
7.	55.19%	2004	11 games
8.	55.40%	2002	12 games
9.	55.52%	1975	11 games
10.	55.58%	1976	11 games

INTERCEPTIONS THROWN

Fewest Since 1975			
1.	7	2018	13 games
2.	9	1998	13 games
	9	2006	13 games
4.	10	2001	13 games
5.	11	1997	11 games
	11	2010	13 games
	11	1983	11 games
8.	12	2016	13 games
	12	2014	13 games
	12	2015	13 games
	12	1981	12 games
Most			
1.	29	1990	12 games
2.	24	1985	13 games
3.	23	1977	11 games
	23	1987	12 games
	23	1986	12 games
6.	22	2003	12 games
	22	1978	12 games
8.	21	1980	12 games
	21	2002	12 games
10.	20	1982	11 games
	20	1988	12 games

PASSING TDS

Most			
1.	49	1980	12 games
2.	41	1990	12 games
3.	38	1977	11 games
	38	2001	13 games
5.	37	1983	11 games
6.	36	1996	14 games
7.	35	2008	13 games
	35	1991	12 games
9.	34	2009	13 games
	34	1984	12 games
	34	1981	12 games

Fewest			
1.	11	2000	12 games
2.	13	2017	13 games
	13	1975	11 games
	13	2003	12 games
5.	14	1978	12 games
6.	15	2016	13 games
	15	1997	11 games
8.	16	2002	12 games
9.	17	2010	13 games
10.	18	2018	13 games
	18	1998	13 games
	18	2004	11 games
	18	1987	12 games

PASS EFFICIENCY

Highest			
1.	177.25	1989	12 games
2.	175.47	2006	13 games
3.	172.57	1996	14 games
4.	171.92	1983	11 games
5.	171.51	1980	12 games
6.	165.50	1991	12 games
7.	163.73	2009	13 games
8.	159.83	2001	13 games
9.	157.43	2008	13 games
10.	156.60	1990	12 games
Lowest Since 1975			
1.	100.23	2003	12 games
2.	106.56	2017	13 games
3.	109.35	2002	12 games
4.	110.05	1978	12 games
5.	114.79	2000	12 games
6.	117.30	1975	11 games
7.	118.11	2016	13 games
8.	118.96	2010	13 games
9.	119.67	2013	13 games
10.	120.41	2012	13 games

DEFENSE

POINTS ALLOWED

Fewest			
1.	125	1979	11 games
2.	166	1984	12 games
3.	167	1982	11 games
4.	168	1977	11 games
5.	176	1985	13 games
6.	182	2012	13 games
	182	1976	11 games
8.	191	2006	13 games
9.	198	1980	12 games

10.	205	1986	12 games
Most			
1.	407	1993	11 games
2.	396	2001	13 games
3.	358	2014	13 games
4.	351	2005	12 games
5.	336	2002	12 games
6.	321	2017	13 games
7.	319	1989	12 games
8.	310	2003	12 games
9.	310	2000	12 games
10.	308	1991	12 games

POINTS ALLOWED PER GAME

Fewest			
1.	11.36	1979	11 games
2.	13.54	1985	13 games
3.	13.83	1984	12 games
4.	14.00	2012	13 games
5.	14.69	2006	13 games
6.	15.18	1982	11 games
7.	15.27	1977	11 games
8.	16.50	1980	12 games
9.	16.55	1976	11 games
10.	17.08	1986	12 games

Most			
1.	37.0	1993	11 games
2.	30.5	2001	13 games
3.	29.3	2005	12 games
4.	28.0	2002	12 games
5.	27.5	2014	13 games
6.	26.8	2004	11 games
7.	26.6	1989	12 games
8.	25.8	2003	12 games
9.	25.8	2000	12 games
10.	25.7	1991	12 games

FIRST DOWNS ALLOWED

Fewest			
1.	176	1986	12 games
2.	181	1997	11 games
3.	182	1998	13 games
4.	183	1984	12 games
5.	184	1979	11 games
6.	190	1999	11 games
7.	191	2012	13 games
	191	1976	11 games
9.	196	1987	12 games
10.	197	1975	11 games

Most			
1.	302	2001	13 games
2.	282	2014	13 games
3.	279	2008	13 games
4.	267	2017	13 games

5.	263	2005	12 games
6.	262	2013	13 games
7.	259	1980	12 games
8.	257	1993	11 games
9.	256	1991	12 games
10.	252	1989	12 games

FIRST DOWNS ALLOWED PER GAME

Fewest			
1.	14.0	1998	13 games
2.	14.67	1986	12 games
3.	14.69	2012	13 games
4.	15.3	1984	12 games
5.	16.2	1985	13 games
6.	16.3	1987	12 games
7.	16.4	2011	13 games
8.	16.45	1997	11 games
9.	16.50	1978	12 games
10.	16.7	1979	11 games

Most			
1.	23.4	1993	11 games
2.	23.2	2001	13 games
3.	21.9	2005	12 games
4.	21.7	2014	13 games
5.	21.6	1980	12 games
6.	21.5	2008	13 games
7.	21.33	1991	12 games
8.	21.27	1983	11 games
9.	21.0	1989	12 games
10.	20.9	2002	12 games

RUSH FIRST DOWNS ALLOWED

Fewest			
1.	63	2012	13 games
2.	65	1998	13 games
3.	66	1999	11 games
4.	70	1986	12 games
5.	78	2016	13 games
6.	78	2000	12 games
7.	81	2004	11 games
8.	82	1997	11 games
9.	83	2011	13 games
10.	84	2007	13 games
	84	1990	12 games

Most			
1.	141	2001	13 games
2.	129	1993	11 games
3.	124	1980	12 games
4.	119	2017	13 games
5.	117	2002	12 games
6.	114	2008	13 games
7.	113	1991	12 games
8.	111	1979	11 games
	111	1982	11 games



10. 109 1995 11 games

RUSH FIRST DOWNS ALLOWED PER GAME

Fewest

1. 4.8 2012 13 games
2. 5.0 1998 13 games
3. 5.8 1986 12 games
4. 6.0 2016 13 games
5. 6.0 1999 11 games
6. 6.4 2011 13 games
7. 6.46 2007 13 games
8. 6.50 2000 12 games
9. 6.7 2009 13 games
6.7 2006 13 games
6.7 2014 13 games

Most

1. 11.7 1993 11 games
2. 10.8 2001 13 games
3. 10.3 1980 12 games
4. 10.1 1979 11 games
10.1 1982 11 games
6. 9.9 1995 11 games
7. 9.8 2002 12 games
8. 9.6 1977 11 games
9. 9.5 1975 11 games
10. 9.4 1991 12 games

PASSING FIRST DOWNS ALLOWED

Fewest

1. 56 1979 11 games
2. 70 1984 12 games
3. 73 1975 11 games
4. 74 1977 11 games
5. 76 1982 11 games
6. 77 1976 11 games
7. 79 1978 12 games
8. 89 1997 11 games
9. 91 2003 12 games
10. 92 1998 13 games

Most

1. 164 2014 13 games
2. 143 2016 13 games
3. 142 2001 13 games
4. 139 2005 12 games
5. 138 2008 13 games
6. 136 2013 13 games
7. 135 2017 13 games
8. 133 1990 12 games
133 1989 12 games
10. 132 2006 13 games

PASSING FIRST DOWNS ALLOWED PER GAME

Fewest

1. 5.1 1979 11 games
2. 5.8 1984 12 games

3. 6.58 1978 12 games
4. 6.64 1975 11 games
5. 6.7 1977 11 games
6. 6.9 1982 11 games
7. 7.0 1976 11 games
8. 7.1 1998 13 games
9. 7.5 1985 13 games
10. 7.6 2003 12 games

Most

1. 12.6 2014 13 games
2. 11.6 2005 12 games
3. 11.1 1990 12 games
11.1 1989 12 games
5. 11.0 2016 13 games
6. 10.9 2001 13 games
7. 10.6 2008 13 games
8. 10.5 2013 13 games
9. 10.42 1991 12 games
10. 10.38 2017 13 games

PENALTY FIRST DOWNS ALLOWED

Fewest

1. 8 1992 11 games
2. 10 1997 12 games
3. 12 1986 11 games
4. 13 2017 13 games
5. 14 1982 11 games
14 1987 11 games
14 2000 11 games
8. 15 1984 12 games
9. 16 1978 11 games
16 1994 12 games

Most

1. 31 2014 13 games
2. 29 2003 13 games
29 1996 12 games
4. 27 2013 13 games
27 2008 13 games
6. 26 2005 12 games
7. 25 1998 12 games
25 1999 13 games
25 2011 13 games
25 2004 13 games

INTERCEPTION RETURN YARDS

Most

1. 394 1987 12 games
2. 372 2016 13 games
3. 319 1989 12 games
319 1996 14 games
5. 289 1999 11 games
6. 273 1988 12 games
7. 270 2001 13 games
8. 253 1990 12 games
9. 252 2004 11 games

10.	249	2014	13 games
11.	246	1980	12 games
Most since 2000			
1.	372	2016	13 games
2.	270	2001	13 games
3.	252	2004	11 games
4.	249	2014	13 games
5.	245	2009	13 games
6.	231	2015	13 games
7.	224	2017	13 games
8.	198	2006	13 games
	198	2011	13 games
10.	189	2007	13 games
	189	2010	13 games

INTERCEPTIONS

Most

1.	28	1987	12 games
2.	25	1980	12 games
3.	24	1988	12 games
	24	1967	10 games
4.	23	1985	13 games
5.	22	1990	12 games
	22	1976	11 games
7.	21	2016	13 games
	21	1979	11 games
	21	1989	12 games
10.	20	2001	13 games

Most since 2000

1.	21	2016	13 games
2.	20	2001	13 games
3.	18	2006	13 games
	18	2002	12 games
5.	16	2007	13 games
	16	2010	13 games
7.	15	2015	13 games
8.	14	2014	13 games
	14	2009	13 games
	14	2003	12 games

Fewest

1.	4	1997	11 games
2.	5	1993	11 games
3.	7	2000	12 games
4.	8	2017	13 games
5.	9	2018	13 games
	9	2005	12 games
	9	2008	13 games
	9	1992	12 games
	9	1994	12 games

SACKS

Most

1.	42	1986	12 games
2.	40	2015	13 games
3.	36	1990	12 games

4.	35	1987	12 games
	35	1988	12 games
	35	1999	11 games
	35	1998	13 games
	35	1992	12 games
9.	34	1989	12 games
	34	2004	11 games
	34	2012	13 games

Most since 2000

1.	40	2015	13 games
2.	34	2004	11 games
	34	2012	13 games
4.	32	2007	13 games
5.	29	2016	13 games
	29	2000	12 games
7.	27	2018	13 games
	27	2014	13 games
9.	25	2001	13 games
	25	2009	13 games
	25	2003	12 games

SACKS YARDS

Most

1.	330	1986	12 games
2.	279	1988	12 games
3.	253	1987	12 games
4.	245	1999	11 games
	245	2004	11 games
6.	244	1996	14 games
7.	242	1990	12 games
8.	239	2015	13 games
9.	229	1998	13 games
10.	228	2007	13 games

Most since 2000

1.	245	2004	11 games
2.	239	2015	13 games
3.	228	2007	13 games
4.	200	2000	12 games
5.	185	2016	13 games
6.	183	2012	13 games
7.	182	2010	13 games
8.	179	2001	13 games
9.	177	2008	13 games
10.	175	2006	13 games

OPPONENT RUSHING YARDS ALLOWED

Fewest

1.	1,014	1986	12 games
2.	1,128	1999	11 games
3.	1,130	2012	13 games
4.	1,171	2007	13 games
5.	1,186	1998	13 games
6.	1,396	1990	12 games
7.	1,430	1983	11 games
8.	1,432	2009	13 games



9.	1,456	2011	13 games
10.	1,457	1994	12 games

Most

1.	2,667	2001	13 games
2.	2,505	1993	11 games
3.	2,133	2002	12 games
4.	2,079	2013	13 games
5.	2,010	1975	11 games
6.	1,942	1984	12 games
7.	1,921	1980	12 games
8.	1,919	2017	13 games
9.	1,870	2015	13 games
10.	1,861	1982	11 games

OPPONENT RUSHING ATTEMPTS

Fewest

1.	389	1999	11 games
2.	405	2011	13 games
3.	408	2006	13 games
4.	412	2012	13 games
5.	422	2009	13 games
6.	429	2007	13 games
7.	431	2016	13 games
8.	432	1983	11 games
9.	437	1986	12 games
10.	440	2004	11 games

Most

1.	808	2005	12 games
2.	671	1995	11 games
3.	599	1980	12 games
4.	581	1978	12 games
5.	563	1979	11 games
6.	561	1977	11 games
7.	560	1984	12 games
8.	538	2013	13 games
9.	536	1991	12 games
	536	1976	11 games
	536	1975	11 games

OPPONENT AVERAGE YARDS/RUSH

Fewest

1.	2.12	1967	10 games
2.	2.19	2005	12 games
3.	2.32	1986	12 games
4.	2.60	1995	11 games
5.	2.66	1969	10 games
6.	2.67	1998	13 games
7.	2.73	2007	13 games
8.	2.74	2012	13 games
9.	2.75	1966	10 games
10.	2.89	1999	11 games
11.	2.90	1968	10 games
12.	3.03	1979	11 games
13.	3.05	1985	13 games

14.	3.11	1994	12 games
15.	3.12	1990	13 games

Most

1.	5.25	1993	11 games
2.	5.04	2001	13 games
3.	4.12	2002	12 games
4.	4.04	2006	13 games
5.	3.9	2010	13 games
6.	3.86	2013	13 games
7.	3.85	1997	11 games
8.	3.83	2008	13 games
9.	3.75	1975	11 games
10.	3.73	2004	11 games

OPPONENT RUSHING YARDS/GAME

Fewest

1.	84.5	1986	12 games
2.	86.9	2012	13 games
3.	90.1	2007	13 games
4.	91.2	1998	13 games
5.	102.5	1999	11 games
6.	110.2	2009	13 games
7.	112.0	2011	13 games
8.	112.8	2016	13 games
9.	116.3	1990	12 games
10.	118.5	1985	13 games

Most

1.	227.7	1993	11 games
2.	205.2	2001	13 games
3.	182.7	1975	11 games
4.	177.8	2002	12 games
5.	169.2	1982	11 games
6.	164.4	1997	11 games
7.	161.8	1984	12 games
8.	160.8	1977	11 games
9.	160.1	1980	12 games
10.	159.9	2013	13 games

OPPONENT RUSH TOUCHDOWNS ALLOWED

Fewest

1.	5	2012	13 games
2.	6	1985	13 games
3.	8	1977	11 games
4.	9	1999	11 games
	9	1978	12 games
	9	1984	12 games
7.	10	2006	13 games
	10	1979	11 games
9.	11	1986	12 games
	11	1996	14 games
	11	1987	12 games
	11	2013	13 games

Most

1.	29	2002	12 games
----	----	------	----------

2.	25	2001	13 games
3.	22	2018	13 games
	22	2015	13 games
5.	21	1992	12 games
	21	1989	12 games
	21	1993	11 games
8.	20	2000	12 games
9.	19	2014	13 games
	19	2004	11 games

PASSING YARDS ALLOWED

Fewest

1.	1,349	1979	11 games
2.	1,638	1975	11 games
3.	1,734	1982	11 games
4.	1,846	1976	11 games
5.	1,901	1977	11 games
6.	1,914	1984	12 games
7.	1,941	1978	12 games
8.	2,114	2003	12 games
9.	2,130	1997	11 games
10.	2,195	1980	12 games

Most

1.	3,506	2014	13 games
2.	3,456	2001	13 games
3.	3,295	1991	12 games
4.	3,278	2016	13 games
5.	3,275	1990	12 games
6.	3,232	2005	12 games
7.	3,203	1989	12 games
8.	3,146	1994	12 games
9.	2,928	2017	13 games
10.	2,846	2013	13 games
	2,846	2009	13 games

PASSING YARDS ALLOWED PER GAME

Fewest

1.	122.6	1979	11 games
2.	148.9	1975	11 games
3.	157.6	1982	11 games
4.	159.5	1984	12 games
5.	161.8	1978	12 games
6.	167.8	1976	11 games
7.	172.8	1977	11 games
8.	173.3	1985	13 games
9.	176.2	2003	12 games
10.	179.2	2012	13 games

Most

1.	274.6	1991	12 games
2.	272.9	1990	12 games
3.	269.7	2014	13 games
4.	269.3	2005	12 games
5.	266.9	1989	12 games

6.	265.8	2001	13 games
7.	262.2	1994	12 games
8.	252.2	2016	13 games
9.	248.0	1993	11 games
10.	245.7	1983	11 games

OPPONENT PASSING ATTEMPTS

Fewest Since 1975

1.	215	1975	11 games
2.	272	1997	11 games
3.	280	1976	11 games
4.	293	1979	11 games
5.	295	1982	11 games
6.	314	1984	12 games
7.	320	2003	12 games
8.	325	1978	12 games
9.	327	1977	11 games
10.	330	2000	12 games

Fewest Pre-1975

1.	107	1958	10 games
2.	124	1959	10 games
3.	126	1961	10 games
4.	132	1960	10 games
5.	140	1962	10 games
6.	158	1963	10 games
7.	181	1964	10 games
8.	207	1965	10 games
9.	262	1968	10 games
10.	268	1970	11 games

Most

1.	549	2014	13 games
2.	499	1990	12 games
3.	490	2013	13 games
4.	468	2001	13 games
5.	449	2009	13 games
6.	448	2007	13 games
7.	445	2006	13 games
8.	433	1992	12 games
9.	432	2011	13 games
10.	430	2018	13 games

PASSING YARDS ALLOWED PER ATTEMPT

Fewest

1.	4.60	1979	11 games
2.	5.46	1980	12 games
3.	5.50	1985	13 games
4.	5.808	2013	13 games
5.	5.813	1977	11 games
6.	5.87	2018	13 games
7.	5.88	1982	11 games
8.	5.97	1978	12 games
9.	5.99	2006	13 games
10.	6.05	2011	13 games



Most

1.	8.43	1994	12 games
2.	8.28	1991	12 games
3.	8.11	2000	12 games
4.	8.05	1989	12 games
5.	8.05	1993	11 games
6.	7.86	2005	12 games
7.	7.83	1997	11 games
8.	7.64	2016	13 games
9.	7.62	1975	11 games
10.	7.59	2017	13 games

OPPONENT COMPLETIONS ALLOWED

Fewest

1.	99	1975	11 games
2.	122	1976	11 games
3.	125	1979	11 games
4.	138	1997	11 games
5.	139	1982	11 games
6.	141	1984	12 games
7.	144	1977	11 games
8.	147	1978	12 games
9.	166	1988	12 games
10.	168	2003	12 games

Most

1.	318	2014	13 games
2.	279	2013	13 games
3.	271	2016	13 games
4.	263	1990	12 games
5.	262	2009	13 games
6.	260	2018	13 games
7.	259	2005	12 games
8.	257	2007	13 games
9.	254	2017	13 games
10.	252	2001	13 games

COMPLETION PERCENTAGE ALLOWED

Lowest Since 1975

1.	42.66%	1979	11 games
2.	43.57%	1976	11 games
3.	44.04%	1977	11 games
4.	44.50%	1988	12 games
5.	44.90%	1984	12 games
6.	45.23%	1978	12 games
7.	46.05%	1975	11 games
8.	47.12%	1982	11 games
9.	47.18%	1998	13 games
10.	48.29%	1985	13 games

Highest

1.	65.80%	2017	13 games
2.	63.17%	2016	13 games
3.	63.02%	2005	12 games
4.	61.12%	2008	13 games

5.	60.47%	2018	13 games
6.	58.70%	1995	11 games
7.	58.35%	2009	13 games
8.	58.18%	2000	12 games
9.	57.92%	2014	13 games
10.	57.87%	2011	13 games

PASSING TOUCHDOWNS ALLOWED

Fewest

1.	6	1979	11 games
2.	7	1984	12 games
3.	8	1985	13 games
	8	1982	11 games
5.	9	1976	11 games
	9	2002	12 games
	9	1975	11 games
	9	1978	12 games
9.	10	1980	12 games
	10	1977	11 games

Most

1.	26	1993	11 games
2.	25	2005	12 games
3.	25	2014	13 games
4.	24	1994	12 games
5.	24	1991	12 games
6.	23	2001	13 games
7.	20	2010	13 games
8.	19	2017	13 games
	19	2013	13 games
	19	1987	12 games

PASS EFFICIENCY ALLOWED

Lowest

1.	73.33	1979	11 games
2.	88.91	1980	12 games
3.	91.83	1982	11 games
4.	92.26	1985	13 games
5.	92.30	1977	11 games
6.	94.19	1988	12 games
7.	95.45	1978	12 games
8.	99.64	1996	14 games
9.	101.13	2006	13 games
10.	101.27	1976	11 games

Highest

1.	160.01	1986	12 games
2.	153.68	2000	12 games
3.	150.34	1997	11 games
4.	146.83	2005	12 games
5.	143.33	1994	12 games
6.	141.60	2017	13 games
7.	136.63	1993	11 games
8.	131.94	1991	12 games

9.	130.64	2016	13 games
10.	128.19	2008	13 games

OPPONENT TOTAL OFFENSIVE PLAYS

Fewest

1.	696	1975	11 games
2.	729	1999	11 games
3.	742	1997	11 games
4.	787	1986	12 games
5.	790	2012	13 games
6.	792	2000	12 games
7.	805	2004	11 games
8.	814	1982	11 games
9.	816	1976	11 games
	816	1993	11 games

Most

1.	1,219	2005	12 games
2.	1,032	2014	13 games
3.	1,028	2013	13 games
4.	1,010	1995	11 games
5.	1,001	1980	12 games
6.	997	2001	13 games
7.	947	1990	12 games
8.	939	1996	14 games
9.	934	1991	12 games
10.	922	1989	12 games

TOTAL OFFENSIVE YARDS ALLOWED

Fewest

1.	3,055	1979	11 games
2.	3,282	1986	12 games
3.	3,386	1999	11 games
4.	3,459	2012	13 games
5.	3,537	1976	11 games
6.	3,561	1998	13 games
7.	3,595	1982	11 games
8.	3,648	1975	11 games
9.	3,670	1977	11 games
10.	3,687	2003	12 games

Most

1.	6,123	2001	13 games
2.	5,233	1993	11 games
3.	5,090	2014	13 games
4.	5,049	1991	12 games
5.	5,005	2005	12 games
6.	4,925	2013	13 games
7.	4,855	1989	12 games
8.	4,847	2017	13 games
9.	4,745	2016	13 games
10.	4,671	1990	12 games

TOTAL OFFENSIVE YARDS ALLOWED/GAME

Fewest

1.	266.1	2012	13 games
2.	273.5	1986	12 games

3.	273.9	1998	13 games
4.	277.7	1979	11 games
5.	291.8	1985	13 games
6.	300.5	2007	13 games
7.	307.3	2003	12 games
8.	307.8	1999	11 games
9.	312.9	2011	13 games
10.	316.3	1996	14 games

Most

1.	475.7	1993	11 games
2.	471.0	2001	13 games
3.	420.8	1991	12 games
4.	417.1	2005	12 games
5.	404.6	1989	12 games
6.	391.5	2014	13 games
7.	389.3	1990	12 games
8.	384.7	2002	12 games
9.	383.6	1994	12 games
10.	378.8	2013	13 games

AVERAGE YARDS PER PLAY

Fewest

1.	3.56	1979	11 games
2.	4.10	1980	12 games
3.	4.1377	1985	13 games
4.	4.1383	1978	12 games
5.	4.16	1977	11 games
6.	4.19	1986	12 games
7.	4.25	1998	13 games
8.	4.306	1976	11 games
9.	4.309	1988	12 games
10.	4.36	2012	13 games

Most

1.	8.1	1975	11 games
2.	6.4	1993	11 games
3.	6.2	2001	13 games
4.	5.5	2016	13 games
	5.5	2005	12 games
	5.5	1994	12 games
7.	5.4	1991	12 games
8.	5.3	2017	13 games
9.	5.3	2000	12 games
10.	5.2	2008	13 games
	5.2	1997	11 games

TURNOVERS FORCED

Most

1.	55	1977	11 games
2.	49	1987	12 games
3.	47	1980	12 games
4.	42	1976	11 games
5.	41	1978	12 games
6.	40	1985	13 games
7.	39	1979	11 games



8.	36	1996	14 games
9.	34	1988	12 games
	34	1981	12 games

Fewest

1.	11	1997	11 games
2.	17	2017	13 games
3.	18	2018	13 games
	18	1993	11 games
5.	19	1992	12 games
	19	1998	13 games
7.	20	2000	12 games
	20	2004	11 games
9.	21	2007	13 games
	21	1986	12 games

FUMBLES RECOVERED

Most

1.	36	1977	11 games
2.	28	1978	12 games
3.	23	1980	12 games
4.	22	1987	12 games
5.	21	2008	13 games
6.	19	1976	11 games
7.	18	1985	13 games
	18	1979	11 games
9.	17	1996	14 games
	17	1975	11 games

SPECIAL TEAMS

PUNTS

Most

1.	86	1969	10 games
2.	85	2013	13 games
3.	81	2003	12 games
4.	80	1968	10 games
5.	79	1978	12 games
6.	76	1970	11 games
7.	72	1987	12 games
	72	1998	13 games
9.	70	1967	10 games
10.	69	1997	11 games
	69	2014	13 games

Fewest

1.	24	1983	11 games
2.	40	1982	11 games
3.	41	2008	13 games
4.	42	2009	13 games
5.	44	1996	14 games
6.	45	1989	12 games
7.	46	1990	12 games
8.	47	1995	11 games
	47	2011	13 games

10.	49	1988	12 games
	49	1975	11 games

PUNTS PER GAME

Most

1.	8.6	1969	10 games
2.	8.0	1968	10 games
3.	7.0	1967	10 games
4.	6.91	1970	11 games
5.	6.75	2003	12 games
6.	6.58	1978	12 games
7.	6.54	2013	13 games
8.	6.27	1997	11 games
9.	6.00	1987	12 games
10.	5.91	1976	11 games

Fewest

1.	2.18	1983	11 games
2.	3.14	1996	14 games
3.	3.15	2008	13 games
4.	3.23	2009	13 games
5.	3.62	2011	13 games
6.	3.64	1982	11 games
7.	3.75	1989	12 games
8.	3.83	1990	12 games
9.	4.00	2006	13 games
10.	4.08	2010	13 games

PUNT YARDS

Most

1.	3,589	1968	10 games
2.	3,437	2003	12 games
3.	3,376	2013	13 games
4.	3,345	1969	10 games
5.	3,106	2014	13 games
6.	3,083	1987	12 games
7.	3,041	1978	12 games
8.	3,009	1967	10 games
9.	2,898	2000	12 games
10.	2,883	1970	11 games

Fewest

1.	1,215	1983	11 games
2.	1,654	1975	11 games
3.	1,712	2008	13 games
4.	1,725	2006	13 games
5.	1,733	2009	13 games
6.	1,825	1982	11 games
7.	1,867	1980	12 games
8.	1,875	1989	12 games
9.	1,909	2005	12 games
10.	1,920	1996	14 games

PUNT YARDS PER GAME

Most

1.	286.4	2003	12 games
2.	259.7	2013	13 games
3.	256.9	1987	12 games
4.	256.5	2004	11 games

5.	253.4	1978	12 games
6.	248.1	1997	11 games
7.	241.5	2000	12 games
8.	238.9	2014	13 games
9.	236.5	1979	11 games
10.	226.4	1976	11 games

Fewest

1.	110.5	1983	11 games
2.	131.7	2008	13 games
3.	132.7	2006	13 games
4.	133.3	2009	13 games
5.	137.1	1996	14 games
6.	150.4	1975	11 games
7.	152.7	2011	13 games
8.	155.6	1980	12 games
9.	156.3	1989	12 games
10.	159.1	2005	12 games

AVERAGE YARDS PER PUNT

Most

1.	49.94	1993	11 games
2.	47.30	2002	12 games
3.	46.64	2012	13 games
4.	45.81	1982	11 games
5.	44.86	1968	10 games
6.	44.66	2014	13 games
7.	44.61	2004	11 games
8.	44.31	1988	12 games
9.	43.74	1959	10 games
10.	43.61	2000	12 games

Fewest

1.	33.99	1977	11 games
2.	35.98	1990	12 games
3.	36.01	1980	12 games
4.	36.43	2005	12 games
5.	36.63	2001	13 games
6.	37.17	1992	12 games
7.	37.23	2009	13 games
8.	37.87	2006	13 games
9.	38.10	2010	13 games
10.	38.15	1998	13 games

PUNT RETURNS

Most

1.	60	1985	13 games
2.	55	1979	11 games
3.	52	1984	12 games
4.	51	1968	10 games
5.	50	1986	12 games
6.	49	1978	12 games
7.	44	1967	10 games
	44	1969	10 games
9.	43	1981	12 games
10.	40	1992	12 games
	40	1990	12 games

Fewest

1.	19	1982	11 games
2.	20	2004	11 games
3.	21	2008	13 games
4.	23	1993	11 games
5.	24	2018	13 games
	24	2017	13 games
	24	2016	13 games
	24	1996	14 games
9.	25	2010	13 games
	25	2011	13 games
	25	2015	13 games
	25	2002	12 games

PUNT RETURN YARDS

Most

1.	630	1969	10 games
2.	517	1967	10 games
3.	489	1984	12 games
4.	484	1968	10 games
5.	482	1985	13 games
6.	452	1995	11 games
7.	420	1971	11 games
8.	418	1979	11 games
9.	414	1986	12 games
10.	410	1996	14 games

Fewest

1.	118	2017	13 games
2.	120	2008	13 games
3.	136	1977	11 games
4.	142	1975	11 games
5.	152	1983	11 games
6.	157	2007	13 games
7.	158	2018	13 games
8.	162	1962	10 games
9.	166	2004	11 games
10.	174	2009	13 games

PUNT RETURN YARDS PER GAME

Most

1.	41.1	1995	11 games
2.	40.8	1984	12 games
3.	38.0	1979	11 games
4.	37.1	1985	13 games
5.	34.5	1986	12 games
6.	33.6	1978	12 games
7.	31.1	1981	12 games
8.	30.7	2006	13 games
9.	29.3	1996	14 games
10.	28.1	1992	12 games

Fewest

1.	6.3	2008	13 games
2.	9.1	2017	13 games
3.	12.2	2018	13 games
4.	12.1	2007	13 games



5.	12.4	1977	11 games
6.	12.9	1975	11 games
7.	13.4	2009	13 games
8.	13.8	1983	11 games
9.	15.1	2004	11 games
10.	15.7	2016	13 games

KICKOFF RETURNS

Most

1.	55	1993	11 games
2.	53	2008	13 games
3.	50	2001	13 games
	50	1988	12 games
5.	49	1991	12 games
	49	2014	13 games
7.	47	1989	12 games
	47	2011	13 games
	47	2007	13 games
10.	44	1997	11 games
	44	2013	13 games
	44	2010	13 games

Fewest

1.	15	1982	11 games
2.	17	1999	11 games
3.	18	1981	12 games
	18	1985	13 games
5.	19	2018	13 games
6.	20	1983	11 games
7.	22	1979	11 games
8.	24	1977	11 games
9.	25	1995	11 games
10.	26	2012	13 games
	26	1978	12 games

KICKOFF RETURN YARDS

Most

1.	1,312	1993	11 games
2.	1,304	2008	13 games
3.	1,279	1979	11 games
4.	1,106	1988	12 games
5.	1,094	2001	13 games
	1,094	2007	13 games
7.	1,088	2013	13 games
8.	1,071	2011	13 games
9.	1,068	1989	12 games
10.	984	2010	13 games

Fewest

1.	247	1981	12 games
2.	266	1982	11 games
3.	364	2018	13 games
4.	382	1999	11 games
5.	391	1985	13 games
6.	402	1983	11 games
7.	472	1995	11 games

8.	481	1978	12 games
9.	492	1977	11 games
10.	550	1984	12 games

KICKOFF RETURN YARD AVERAGE

Highest

1.	26.8	1996	14 games
2.	26.32	1979	11 games
3.	24.7	2013	13 games
4.	24.6	2008	13 games
5.	24.37	1969	10 games
6.	24.3	1998	13 games
7.	24.2	2012	13 games
8.	24.06	1960	10 games
9.	23.39	1961	10 games
10.	23.11	1964	10 games

Lowest

1.	13.7	1981	12 games
2.	16.2	1991	12 games
3.	17.2	2005	12 games
4.	17.6	2017	13 games
5.	17.7	1982	11 games
6.	18.5	1978	12 games
7.	18.8	1990	12 games
8.	18.9	1995	11 games
9.	19.1	1987	12 games
10.	19.2	2018	13 games

KICKOFF RETURN YARDS PER GAME

Most

1.	119.3	1993	11 games
2.	116.3	1979	11 games
3.	100.3	2008	13 games
4.	92.2	1988	12 games
5.	89.0	1989	12 games
6.	84.2	2007	13 games
	84.2	2001	13 games
8.	83.7	2013	13 games
9.	82.4	2011	13 games
10.	77.8	1997	11 games

Fewest

1.	20.6	1981	12 games
2.	24.2	1982	11 games
3.	28.0	2018	13 games
4.	30.1	1985	13 games
5.	34.7	1999	11 games
6.	36.5	1983	11 games
7.	40.1	1978	12 games
8.	42.9	1995	11 games
9.	43.9	2006	13 games
10.	44.7	1977	11 games

TEAM GAME

Season records may not include seasons prior to 1975. The amount and availability of archived statistics is less and less in the earlier seasons.

Bowl statistics were counted as part of season statistics starting in the 2002 season.

OFFENSE**POINTS SCORED**

Most	Opponent	Year
1. 83	UTEP	1980
2. 70	Wagner	2015
	70 Tulane	2001
	70 Utah	1989
	70 Utah State	1980
6. 68	UTEP	1977
7. 67	San Jose State	1967
	67 Western State	1951
8. 66	New Mexico	1983
9. 65	New Mexico	1988
	65 UTEP	1981
	65 Utah State	1977
Fewest		
1. 0	UTEP	1978
	0 Arizona State	1975
	0 Utah	2003
	0 Michigan	2015
	0 LSU	2017

TOTAL OFFENSIVE PLAYS

Most		
1. 115	Houston	2013
2. 105	Hawaii	2001
3. 102	Nevada	2014
4. 101	Utah State	1976
	101 UCLA	1995
6. 100	Utah State	2002
	100 Utah	1967
7. 99	Texas	2013
9. 97	Boise State	1977
	97 Washington	2013
11. 96	Houston	2014
	96 UNLV	2004
	96 Hawaii	2002
Fewest		
1. 21	Bowling Green	1975
2. 30	Wyoming	2006
3. 38	vs. LSU	2017
4. 45	Rice	1997
5. 46	Mississippi State	2017

46	Utah	2003
7. 49	Washington	2018
8. 50	Wyoming	2016
	50 Michigan	2015
	50 Air Force	1989

TOTAL OFFENSIVE YARDS

Most		
1. 777	New Mexico	1983
2. 767	San Diego State	1991
3. 750	Utah	1989
4. 741	Wagner	2015
5. 736	UTEP	1980
6. 734	Tulane	2001
7. 732	Utah State	1990
8. 715	Air Force	1983
9. 713	Southern Miss	1976
10. 710	Utah State	1980
	707 Weber State	1979
Fewest		
1. 97	LSU	2017
2. 105	Michigan	2015
3. 108	Wyoming	1976
4. 147	TCU	2010
5. 156	Utah	2003
6. 158	Penn State	1991
7. 167	San Diego State	1986
8. 177	Colorado State	2000
9. 180	San Diego State	1978
10. 188	New Mexico	2002

AVERAGE YARDS PER PLAY

Most		
1. 15.43	Bowling Green	1975
2. 15.13	Wyoming	2006
3. 11.11	Nebraska	2015
4. 10.71	Utah	1989
5. 10.70	Wagner	2015
6. 10.34	San Diego State	1990
7. 10.22	New Mexico	1983
8. 9.64	Colorado State	2001
9. 9.49	Utah State	1993
10. 9.47	Utah State	1980
Fewest		
1. 1.57	Wyoming	1976
2. 2.10	Michigan	2015
3. 2.47	San Diego State	1978
4. 2.55	LSU	2017
5. 2.58	TCU	2010
6. 2.69	San Diego State	1986
7. 2.70	Wyoming	1988
8. 2.73	Florida State	2010
9. 2.74	UNLV	2007
10. 2.82	San Diego State	1976

TURNOVERS

1. 9	Utah	1968
2. 8	Utah	1988
	8 UNLV	1981
	8 Arizona State	1977
5. 7	Utah State	2017
	7 Hawaii	2001
	7 UTEP	1987
	7 Utah	2011
	7 Stanford	2004
	7 Wyoming	1988

FUMBLES

1. 9	Hawaii	2001
2. 7	Hawaii	1978
	7 Colorado State	1988
	7 New Mexico	1989
5. 6	New Mexico	1981
	6 UTEP	1989
	6 UNLV	2001
	6 Utah	2011
	6 UNLV	2004
	6 Fresno State	1998
	6 UTEP	1978

FUMBLES LOST

1. 6	Hawaii	2001
	6 Utah	2011
	6 New Mexico	1981
4. 5	Arizona State	1977
	5 UTEP	1975
6. 4	10 others:	
	last Middle Tenn.	2013

SACKS GIVEN UP

Most		
1. 11	UCLA	1993
2. 10	Washington	1986
	10 Hawaii	1989
4. 9	Wyoming	1988
5. 8	San Diego State	1986
	8 Houston	2013
	8 San Diego State	1988
	8 Washington	1996
	8 Boise State	2004
	8 Florida State	2010

FIRST DOWNS

Most		
1. 49	Utah	1993
2. 41	Houston	2013
3. 39	Air Force	2005
	39 Air Force	1983
5. 38	San Diego State	1983



	38	Hawaii	2001
	38	Nevada	2014
8.	37	Utah State	1977
	37	San Diego State	1991
	37	Washington	1999

Fewest

1.	6	LSU	2017
2.	7	Washington	2018
	7	Wyoming	2006
4.	8	Mississippi State	2017
	8	Michigan	2015
	8	UTEP	1997
7.	9	Utah	2003
	9	Penn State	1991
	9	Colorado State	2000
10.	10	McNeese	2018
	10	San Diego State	1986
	10	TCU	2010
	10	New Mexico	2002

RUSH FIRST DOWNS

Most

1.	27	Utah	1993
	27	Utah	1986
3.	24	Texas	2013
4.	22	San Diego State	2007
5.	20	Air Force	1994
	20	Colorado State	2001
	20	Fresno State	1992
	20	UConn	2015
	20	Hawaii	2012
	20	Air Force	1988

Fewest

1.	0	Oregon	1990
2.	1	LSU	2017
	1	USC	2004
	1	Texas A&M	1979
	1	Utah	2002
	1	FSU	2000
	1	Washington	1996
	1	Washington	1986
	1	Syracuse	2000
	1	Utah	2011
	1	Hawaii	1989
	1	Texas A&M	1996
	1	UCLA	2007

PASSING FIRST DOWNS

Most

1.	30	Colorado State	1981
2.	27	New Mexico	1985
3.	26	Utah State	1990

	26	Wyoming	1979
5.	25	Nevada	2014
	25	Tulsa	2007
	25	Washington State	1989
8.	24	San Diego State	1983
	24	UTEP	1980
	24	San Diego State	1991
	24	Hawaii	2001

Fewest

1.	1	Wyoming	2006
	1	Utah	2003
	1	Utah	1997
	1	Stanford	2003
5.	2	Michigan	2015
	2	San Diego State	1986
	2	Nevada	2013
8.	3	Colorado State	1975
9.	4	Mississippi State	2017
	4	LSU	2017
	4	Wyoming	1977
	4	Hawaii	1997
	4	Utah	1969
	4	San Diego State	1976
	4	Wyoming	2010
	4	UNLV	2000

MOST PENALTY FIRST DOWNS

1.	8	Mississippi State	2000
	7	UTEP	1981
3.	6	Hawaii	2001
	6	Colorado State	1989
	6	Florida State	2000
6.	5	13 other games	

RUSHING

RUSHING YARDS

Most

1.	550	Texas	2013
2.	465	at Montana	1958
3.	460	Fresno State	1958
4.	454	Utah	1986
5.	437	Tulane	2001
6.	421	Idaho State	2013
7.	410	Colorado State	2001
8.	398	Wyoming	1975
9.	396	Hawaii	2012
10.	394	Nevada	2013

Fewest

1.	-96	New Mexico	1970
2.	-86	Pittsburgh	1987
3.	-55	Hawaii	1989
4.	-47	Oregon	1990

5.	-45	Washington	1986
6.	-35	Air Force	1985
7.	-29	Air Force	1995
8.	-21	Air Force	2002
9.	-16	San Diego State	1995
10.	-5	LSU	2017
	-5	San Diego State	1978
	-5	Stanford	2003
13.	-2	Utah	2002
	-2	FSU	2000
15.	0	UTEP	1997
	0	Penn State	1991

RUSHING ATTEMPTS

Most

1.	77	Utah	1986
2.	74	Wyoming	1975
3.	73	Colorado State	1959
4.	72	Texas	2013
5.	71	Houston	2013
6.	67	Utah State	1970
7.	65	Utah	1975
8.	63	Utah	1996
	63	UCLA	1995
	63	Wyoming	1971
	63	Arizona	1959
	63	Utah	1958

Fewest

1.	14	LSU	2017
	15	Mizzou	2015
2.	16	Utah State	2018
	16	Boston College	2005
	16	Notre Dame	1992
	16	Colorado State	2000
6.	17	Utah	1995
7.	18	Air Force	2002
	18	UGA	1982
9.	19	Oregon	1990
	19	FSU	1991
	19	San Diego State	2005
	19	Utah	1982
	19	FSU	2009

RUSHING YARDS PER ATTEMPT

Most

1.	11.35	UTEP	1984
2.	11.0	GWU	1962
3.	9.15	ISU	2013
4.	9.11	Colorado State	2001
5.	8.92	Tulane	2001
6.	8.76	Nevada	2013
7.	8.02	Utah	1989

8. 7.86	Wagner	2015
9. 7.8	Fresno State	1958
10. 7.64	Texasas	2013

Fewest

1. -2.97	Pitt	1987
2. -2.47	Oregon	1990
3. -2.20	Hawaii	1989
4. -1.88	Washington	1986
5. -1.67	Air Force	1985
6. -1.21	Air Force	1995
7. -1.17	Air Force	2002
8. -0.62	San Diego State	1995
9. -0.36	LSU	2017
10. -0.20	Stanford	2003
11. -0.12	San Diego State	1978
12. -0.09	Utah	2002
13. -0.08	FSU	2000

RUSHING TOUCHDOWNS

1. 7	Colorado State	2001
7	Tulane	2001
3. 6	New Mexico State	2018
6	Toledo	2016
6	Wagner	2015
6	Utah	1989
6	San Diego State	1990
6	UNLV	2009
6	Utah State	1987
6	San Diego State	1982

PASSING

PASSING YARDS

Most

1. 619	Utah State	1993
2. 599	San Diego State	1991
3. 598	Utah State	1990
4. 585	New Mexico	1985
5. 583	Utah	1977
6. 575	New Mexico	1990
7. 566	Texas Western	1966
8. 565	Utah	1981
9. 545	Utah State	1980
10. 542	UTEP	1980
542	Colorado State	1980
12. 538	Colorado State	1981
13. 537	Tulsa	2007
537	Washington State	1989
15. 536	A&M	1996
16. 517	TCU	2005
17. 515	Southern Miss	1976
515	Hawaii	2001
19. 514	San Diego State	1990

20. 509	Utah State	1976
21. 508	Boston College	1985
22. 507	New Mexico	1983
23. 501	Washington	1999

Fewest

1. 41	Utah	2003
2. 55	Michigan	2015
3. 61	Boise State	2012
4. 67	Utah	1969
5. 70	Utah	1997
70	Utah	1996
7. 73	San Diego State	1986
8. 80	San Diego State	1976
80	Colorado State	1975
10. 81	Wyoming	2010

PASSING ATTEMPTS

Most

1. 68	UNLV	2004
2. 65	Colorado State	1981
65	Hawaii	2001
4. 63	Nevada	2014
5. 61	New Mexico	1985
6. 60	BC	2006
60	Hawaii	1980
60	Boston College	2005
60	TCU	1987
10. 59	Washington	1999
59	UTEP	1988
59	Boise State	2003

Fewest

1. 12	Utah	1996
2. 14	Utah	2003
3. 15	Wyoming	2016
15	Utah	1986
15	Rice	1996
6. 16	Utah	1969
16	Utah	1997
8. 17	USM	1975
9. 17	San Diego State	1998
17	Air Force	1988

PASSING YARDS/ATTEMPT

Most

1. 18.84	Western Mich.	2018
2. 15.22	Wagner	2015
3. 14.60	Rice	1996
4. 14.59	Utah State	1979
5. 14.52	Utah	1989
6. 14.50	UTEP	1989
7. 14.18	Wyoming	2009
8. 14.07	Utah State	1993
9. 13.9	North Texas St.	1961
10. 13.70	New Mexico	1983

Fewest

1. 1.964	Michigan	2015
2. 2.920	San Diego State	1986
3. 2.927	Colorado State	2000
4. 2.929	Utah	2003
5. 2.938	New Mexico	2002
6. 3.033	TCU	2010
7. 3.200	San Diego State	1976
8. 3.211	Boise State	2012
9. 3.286	FSU	2010
10. 3.333	Colorado State	1975

COMPLETIONS

Most

1. 44	Colorado State	1985
2. 44	Colorado State	1981
3. 42	New Mexico	1985
4. 41	Boston college	2005
5. 40	North Texas State	1980
6. 40	Hawaii	2001
7. 39	Air Force	1983
8. 39	Washington	1999
9. 39	Nevada	2014
10. 38	Utah State	1977
38	Miami	1990
38	Boston College	2006

Fewest

1. 4	Utah	2003
2. 5	Utah	1969
3. 7	Utah	1996
7	Arizona State	1998
5. 8.	Wyoming	2016
8	Boise State	2012
8	San Diego State	1986
8	Penn State	1991
8	Utah	1968
10. 9	Wyoming	1975
9	Hawaii	1986
9	Rice	1997
9	Texas	2013

COMPLETION PERCENTAGE

Highest

1. 100.0%	Western Mich.	2018
2. 91.2%	FSU	1995
3. 90.9%	Wyoming	2009
4. 86.2%	Utah	1983
5. 85.2%	Wagner	2015
6. 83.8%	New Mexico	1983
7. 83.3%	San Diego St.	2008
8. 82.9%	UNI	2008
9. 81.8%	TU	2001
10. 81.5%	New Mexico	1977

**Lowest**

1.	22.9%	Utah	1968
2.	27.0%	OSU	1986
3.	28.6%	Utah	2003
4.	30.8%	Penn State	1991
5.	31.3%	Utah	1969
6.	32.0%	San Diego St.	1986
7.	32.5%	UVa	2013
8.	33.3%	ASU	1998
	33.3%	Texas	2013
10.	34.4%	New Mexico	2002

INTERCEPTIONS THROWN

1.	6	UGA	1982
	6	Wyoming	1977
	6	Utah	1968
	6	Arizona	1971
	6	New Mexico	1970
4.	5	Utah State	1990
	5	Utah	1993
	5	Oregon	1990
	5	Utah	1988
	5	Mia	1988
	5	Utah	2008
	5	Colorado State	1965
	5	North Texas State	1970
	5	Wyoming	1966

PASSING TDS

1.	7	Utah State	1980
	7	UTEP	1980
	7	Colorado State	1977
	7	UCLA	2008
	7	Colorado State	1981
	7	Utah State	1977
7.	6	San Diego State	1991
	6	New Mexico	1983
	6	A&M	1996
	6	BGU	1983
	6	New Mexico	1979
	6	Utah	1983
	6	NMSU	2012
	6	BU	1984

PASS EFFICIENCY**Highest**

1.	327.75	Western Mich.	2018
2.	295.81	New Mexico	1986
3.	270.04	Wyoming	2009
4.	261.94	Wagner	2015
5.	255.31	Rice	1996
6.	246.99	New Mexico	1983
7.	246.77	Utah	1989
8.	245.85	San Diego St.	2006
9.	242.83	Utah	1983
10.	242.64	Colorado State	2010

Lowest

1.	24.5	San Diego St.	1986
2.	24.6	Utah	2003
3.	35.2	Utah	1968
4.	36.0	Wyoming	1977
5.	37.5	Boise State	2012
6.	46.6	New Mexico	2002
7.	50.9	San Diego S.	1976
8.	51.5	Boise State	2003
9.	58.4	Colorado State	1975
10.	58.8	TCU	2010

DEFENSE**INT RETURN YARDS****Most**

1.	228	Arkansas State	1996
2.	176	Colorado State	1987
3.	138	UTEP	1977
4.	125	Colorado State	1999
5.	123	Tulsa	1971
6.	109	Boise State	2016
7.	105	Mississippi State	2017
8.	104	UNLV	1981
9.	102	Wyoming	1971
10.	99	San Diego State	2001

Most since 2000

1.	109	Boise State	2016
2.	105	Mississippi State	2017
3.	99	San Diego State	2001
4.	88	Fresno State	2015
5.	86	Wyoming	2004
6.	80	Utah	2010
	80	New Mexico	2002
8.	77	Eastern Wash.	2007
9.	76	Boise State	2015
10.	75	Utah	2004

INTERCEPTIONS**Most**

1.	5	Utah	1991
	5	Utah State	1990
	5	Colorado State	1990
	5	UTEP	1987
	5	Utah State	1985
	5	Utah	1983
	5	Colorado State	1980
	5	San Diego State	1979
	5	Weber State	1979
	5	UTEP	1977

Most since 2000

1.	4	Wyoming	2004
	4	Wyoming	2000

4	UNLV	2006
4	Hawaii	2002
3	22 times:	
	last Utah	2016

SACKS**Most**

1.	9	Colorado State	1987
2.	8	San Diego State	1986
	8	Cincinnati	2015
	8	UCLA	1983
5.	7	Hawaii	1987
	7	New Mexico	1999
	7	Utah State	1988
	7	Air Force	1999
	7	UNLV	1996
10	6	11 times: last Weber State	2012

Most since 2000

1.	8	Cincinnati	2015
2.	6	Weber State	2012
	6	Idaho State	2011
	6	San Diego State	2003
	6	Boise State	2004
6.	5	New Mexico St.	2018
	5	New Mexico St.	2012
	5	UNLV	2010
	5	San Diego State	2002
	5	Utah State	2008
	5	Cal	2001
	5	New Mexico	2009
	5	Colorado State	2006
	5	UNLV	2005

POINTS ALLOWED**Fewest**

21	shutouts
	Last: SSU 2014
	LAST FBS: Hawaii 2012

Most

1.	72	Hawaii	2001
2.	68	UCLA	1993
3.	59	Hawaii	1990
4.	58	Colorado State	2003
	58	Utah State	1993
6.	57	Utah	1988
7.	56	Hawaii	1989
8.	55	Memphis	2014
	55	Boise State	2014
	55	Tulsa	2007

FIRST DOWNS ALLOWED

Fewest

1.	5	UNLV	1998
2.	6	Savannah State	2014
	6	Utah State	1986
	6	Wagner	2015
5.	7	Southern Utah	2016
	7	Colorado State	2006
	7	Hawaii	1997
	7	Weber State	1979
	7	Oregon State	1978
	7	Kansas State	1976

Most

1.	46	Utah	1993
2.	35	Mississippi State	2017
	35	Virginia	2014
4.	34	Cal	2014
5.	33	Toledo	2016
6.	32	UNLV	1981
	32	New Mexico	1994
8.	31	Hawaii	2001
9.	30	San Diego State	1991
	30	Colorado State	1981
	30	UTEP	1977

MOST RUSHING TOUCHDOWNS ALLOWED

1.	7	Air Force	2002
2.	5	Hawaii	1990
	5	Utah	1998
	5	Alabama	2004

RUSHING YARDS ALLOWED

Fewest

1.	-26	Colorado State	1988
2.	-14	New Mexico	1987
3.	-12	UTEP	2010
4.	-10	New Mexico	1999
5.	-5	Hawaii	1986
	-5	Washington State	2012
7.	-1	Oregon State	1986
8.	2	UNLV	2005
9.	8	Utah State	1988
10.	9	Wyoming	2007
	9	UCLA	2008
	9	Houston	2014

Most

1.	504	TCU	1987
2.	454	Hawaii	1993
3.	440	Colorado State	2001
4.	424	Wyoming	1976
5.	409	Air Force	2010
6.	394	Air Force	1995

7.	386	Air Force	2002
8.	384	Rice	1997
9.	354	Utah	2004
10.	350	Wyoming	1981

OPPONENT RUSHING ATTEMPTS

Fewest

1.	12	San Diego State	2010
2.	13	Houston	2014
3.	14	Utah	1986
4.	15	San Diego State	1985
5.	16	Hawaii	2011
	16	San Diego State	2009
	16	Washington State	2012
	16	UCLA	2008
9.	17	UNLV	1982
10.	17	Colorado State	1999

Most

1.	79	Air Force	2002
2.	74	Rice	1997
3.	73	Wyoming	1976
4.	72	UTEP	1984
5.	71	Air Force	1989
	71	Georgia	1982
7.	69	UTEP	1977
8.	68	Arizona State	1977
9.	67	Penn State	1991
10.	66	Southern Miss	1975
	66	Colorado State	1977

PASSING YARDS ALLOWED

Fewest

1.	0	Rice	1996
2.	18	Kansas State	1976
3.	19	Colorado State	1979
4.	21	Air Force	1990
	21	UNLV	1998
6.	25	Air Force	1987
7.	31	Utah State	1986
8.	32	TCU	1987
9.	34	Utah	1969
10.	36	Georgia	1982

Most

1.	568	San Diego State	1991
2.	543	Hawaii	2001
3.	505	Toledo	2016
4.	490	Tulsa	2007
5.	489	Oregon	1989
6.	473	UNLV	1981
	473	Wyoming	1991
8.	472	Utah State	1993
9.	467	Notre Dame	2005
10.	462	Utah	1993



OPPONENT PASSING ATTEMPTS

Fewest

1.	3	Rice	1997
2.	5	Rice	1996
3.	6	Air Force	1990
4.	7	Wyoming	1976
	7	Air Force	1987
	7	Kansas State	1976
7.	8	TCU	1987
8.	9	Air Force	2002
	9	UTEP	1976
	9	Arizona	1976

Most

1.	62	San Diego State	1990
2.	61	New Mexico St.	2018
3.	60	Cal	2014
	60	Idaho State	2011
5.	58	Virginia	2014
6.	57	UNLV	1981
	57	Utah State	2002
	57	Utah State	1993
	57	Utah State	1992
	57	Idaho State	2013

COMPLETIONS ALLOWED

Fewest

1.	0	Rice	1996
2.	1	Air Force	1990
	2	Rice	1997
	2	Air Force	1987
5.	3	Wyoming	1976
	3	Kansas State	1976
	3	TCU	1987
	3	Arizona	1976
	3	Colorado State	1979
10.	4	9 others: last vs. GT 2012	

Most

1.	38	Cal	2014
2.	35	Virginia	2014
3.	34	Wyoming	1992
	34	Idaho State	2011
5.	33	Bowling Green	1983
	33	San Diego State	2007
	33	San Diego State	1990
8.	32	Notre Dame	2005
	32	Florida State	2000
10.	31	8 teams: Last was Houston in 2014	

COMPLETION PERCENTAGE ALLOWED

Lowest

1.	0.00%	Rice	1996
----	-------	------	------

2.	16.7%	Air Force	1990
3.	22.7%	Air Force	2009
4.	25.0%	Utah	1969
	25.0%	UNLV	1998
	25.0%	Colorado State	1979
7.	26.3%	Weber State	1979
8.	26.7%	Oregon State	1978
	26.7%	UNLV	1978
	26.7%	Georgia	1982

Highest

1.	100.0%	UNLV	1999
2.	94.7%	Wisconsin	2017
3.	92.0%	Washington	2018
4.	83.8%	Utah	2008
5.	83.3%	Syracuse	2000
6.	80.0%	Wyoming	2005
7.	79.2%	Washington	1997
8.	78.9%	Toledo	2016
9.	78.6%	Florida State	2009
	78.6%	Arizona State	1995
	78.6%	Wyoming	1984

SPECIAL TEAMS

KICKOFF RETURNS

1.	11	Utah State	1993
2.	10	UCLA	1993
	10	Tulsa	2007
	10	Hawaii	1990
5.	9	Hawaii	1989
	9	Utah	2011
7.	8	8 times, last: Toledo in 2016	

KICKOFF RETURN YARDS

			#RET
1.	270	Utah State	1993 11
2.	259	Tulsa	2007 10
3.	226	Utah	2008 8
4.	215	UCLA	1993 10
5.	207	Air Force	1989 5
6.	197	Wyoming	1960
7.	194	Washington	1986 8
8.	189	Hawaii	1990 10
9.	180	Oregon	1989 7
	180	Utah State	1997 6

PUNTS

1.	12	Oregon State	1978
	12	UNLV	2006
3.	11	Michigan	2015
	11	Texas	1987
	11	Virginia	2013
6.	10	New Mexico	2007

10	UCF	2014
10	San Diego St.	1986
10	New Mexico	2003
10	Washington	1998
10	Pittsburgh	1987
10	New Mexico	1980
10	New Mexico	1998
10	Nevada	2001

FEWEST PUNTS

0 10 games w/o punting since 1975
last time: Wagner 2015

PUNT YARDS

Most		#punts
1.	475 Michigan	2015 11
2.	462 New Mexico	2007 10
3.	460 Texas	1987 11
4.	456 Utah State	1984 9
5.	452 Stanford	2003 9
6.	450 Colorado State	1979 9
7.	435 UCF	2014 10
8.	433 San Diego St.	1986 10
9.	430 Texas A&M	1979 9
10.	421 Notre Dame	2004 9

PUNT RETURN YARDS

Most		
1.	172 UTEP	1969
2.	158 UTEP	1978
3.	155 Hawaii	1997

4.	152 Utah	1971
5.	148 Pacific	1966
6.	144 New Mexico	1969
7.	137 San Jose St.	1967
8.	134 Tulane	2001
9.	132 North Texas St.	1970
10.	117 UTEP	1991
	117 Arizona State	1965
12.	109 Wyoming	1995
	109 San Diego St.	1995
14.	108 Wyoming	2006
	108 Utah State	1969
16.	107 Middle Tenn.	2013
17.	100 Tulsa	1984
18.	99 UTEP	1985

PUNT RETURNS

1.	9 Arizona	1969
2.	8 Utah	1979
	8 San Diego State	1984
	8 Utah	1992
	8 Wyoming	1978
	8 Weber State	1979
	8 Colorado State	1988
	8 UTEP	1978
	8 New Mexico	1985
	8 Utah	1971
	8 Wyoming	1969
	8 Colorado State	1963
13.7	Happened 11 times, Last: vs. Tulane in 2001	





The 2019 BYU Football Almanac has been designed to provide local, regional and national media with useful information about the BYU football program, its history and tradition. Additional information, including video and feature content and bios on all players, is available online at BYUcougars.com. Should you require additional information, such as photographs, video or additional media guides, please contact the BYU Athletic Communications office at (801) 422-8948. We appreciate your coverage of BYU football and look forward to working with you this season.

CREDENTIAL REQUESTS

All requests for credentials to cover BYU football should be sent from the editor or sports director via official company communication to Brett Pyne in the Athletic Communications office (brett_pyne@byu.edu; BYU Athletic Communications, 30 SFH, Provo, UT 84602;). Credentials shall be issued only to accredited news-gathering media outlets. Fan-based websites will not be issued media access and credentials but are invited to utilize resources provided online at BYUcougars.com to obtain notes, quotes, statistics and other information about BYU football.

All single-game credential requests should be received no later than one

week prior to the date of the game to ensure consideration. Credentials for working media are restricted in accordance with BYU and NCAA rules and guidelines. Non-working persons, including spouses, dates and children, will not be credentialed and are not allowed in the working media areas during the game as dictated by NCAA guidelines. It is our intention to ensure proper, professional use is made of the space available for credentialed media.

PHOTOGRAPHY

Sideline credentials will be issued only to accredited photographers and television reporters/camera operators on a specific newsgathering assignment. Television organizations shall be restricted to one camera operator and one reporter on the field at all times, except by prior approval from the BYU Athletic Communications office. Freelance and amateur photographers, not on assignment from a credentialed media outlet, are not eligible for credentials.

Credentials must be displayed prominently. All NCAA rules will be enforced regarding media representatives on the sidelines. Photographers are not permitted to shoot between the 25-yard lines. Individuals or organizations violating sideline policies may be required to surrender their credentials

and be removed from the stadium. For additional questions regarding photography guidelines, please contact University photographer Jaren Wilkey at (801) 422-7322.

MEDIA SERVICES

The working media area is located on the third floor of the press box, situated on the west side of LaVell Edwards Stadium. Access to the press loge may be obtained via either the north or south elevators with media credentials.

The BYU Athletic Communications staff will provide working media with game notes, season stats, depth charts, flip cards, programs, game stats, in-game notes via the [@BYUgamenotes](https://twitter.com/BYUgamenotes) Twitter feed, post-game notes and quotes and media guides for both teams.

With four minutes remaining on the game clock, media are invited to take the south elevator to ground level in preparation for the postgame press conference. BYU head coach Kalani Sitake and selected players will be available in the interview room following the mandatory 10-minute cool-off period. The BYU locker room is closed to the media.

The BYU press box is equipped with wireless internet access. Wireless passwords will be provided with other

game materials to media working in the press box.

PARKING

LaVell Edwards Stadium is located on the northwest corner of the BYU campus, just off Canyon Road (200 East) and University Parkway (1650 North) in Provo. Media parking is in Lot No. 2, immediately west of the stadium. Parking passes are required and must be obtained in advance.

INTERVIEWS

All interview and information requests regarding all players, coaches and Athletic Department personnel must be arranged in advance through the Athletic Communications office (see contact information below). BYU

provides regular media availability each week. Local media members are responsible for attending media availability to conduct interviews. Opponent and national media can arrange telephone interviews through the Athletic Communications office. The Athletic Communications office will send an advisory each week detailing the weekly availability opportunities. Any other interview requests must be made at least 24 hours in advance. Interviews with players are not permitted after Wednesday each game week. Player interviews will not be conducted during regular class hours.

Please contact the Athletic Communications office for specific times and other details if requesting access opportunities.

DISCLAIMER

The Brigham Young University Athletic Communications department reserves the right to revoke or deny working media credentials and/or access to any individual or organization at any time for any reason. All credentials are the property of Brigham Young University and must be surrendered upon request.

SOCIAL MEDIA

Follow BYU football news and information, including in-game milestones and notes on Twitter.

@BYUCougarsPR

@BYUGameNotes

@BYUFootball

(AREA CODE – 801)

MEDIA RELATIONS

Duff Tittle-Associate AD/Communications. . . . 422-4910

Brett Pyne-Football. 422-4912

Kenny Cox-Football/Legacy Hall. 422-5202

Ari Davis-Softball/Football. 422-8999

Kyle Chilton-Men's Basketball. 422-4909

Norma Collett-Women's Basketball. 422-4908

Jordan Christiansen-Baseball/WVB. 422-9769

Jenny Wheeler-Office Manager. 422-8948

Braden Taylor-Men's Volleyball/Programs. . . . 422-8999

Tatiana Littlefield-Soccer 422-8999

Address: 30 SFH, Provo, Utah 84602

Website: www.byucougars.com

Edwards Stadium Pressbox: 801-422-2609



BRETT PYNE

FB Media Relations Director

801-422-4912

801-367-1631 (c)

brett_pyne@byu.edu



KENNY COX

Asst. FB Media Relations Director

801-422-5202

801-420-7703 (c)

kenny_cox@byu.edu



ARI DAVIS

FB Media Relations Grad. Assistant

801-422-8999

801-243-8265 (c)

footballpr@byu.edu





TELEVISION PARTNERS

On Sept. 1, 2010, Brigham Young University announced a partnership with ESPN to televise Cougar football on the sports leader's family of networks. BYU is the first program to sign an exclusive deal with ESPN.

One of BYU's goals in becoming an independent was the opportunity for more national television exposure. As an independent, every BYU home football game since 2011 has been televised to a live national audience on the ESPN family of networks or BYUtv. Including road games, BYU has had 78 games in that span on one of the ESPN networks.

Overall, 74 percent of BYU's games have been featured on a

national TV channel since 2011.

ESPN

The Cougars are ranked 17th in the country and No. 3

in the West after USC and Stanford for the most national TV games since going independent.

Through its partnership with ESPN, each season a minimum of four BYU home games will be televised on an ESPN network with at least three home games carried on ESPN, ESPN2, or ABC. Additional home games can be televised on those networks or on ESPNNU.

"BYU is nationally recognized as an outstanding university and for the history and tradition of its premier athletic programs," said Burke Magnus, ESPN executive vice president of programming and scheduling.

"Once BYU decided to chart an independent course for football, we both recognized it is a good opportunity to build and grow our strong 30-year relationship. With this agreement, college football fans around the country will see the quality and pageantry of

BYU as well as the passion and enthusiasm of its supporters."

Historically, ESPN has televised many of the great games in Cougar football history, beginning with the network's first live college football telecast. In that 1984 game, the Cougars defeated No. 3 Pitt at the beginning of BYU's national championship season.

ESPN also carried BYU's defeat of top-ranked Miami in 1990, a contest long rated among the top regular-season college football games on ESPN since that year. BYU's season-opening win over No. 3 Oklahoma was ESPN's ninth-highest rated game of the 2009 regular season.

As part of the agreement, at least one BYU home game each season will be carried live on BYUtv and simulcast on ESPN3. BYUtv also provides the Cougars' national fan base access to same-day rebroadcasts of every home game and any away game to which ESPN has rights through conference agreements with the host team.

In 60 million North American homes, BYUtv is on the basic tier of both Dish and DirectTV and is carried by more than 800 cable systems. The network has its own state-of-the-art production building on BYU's campus and a top-of-the-line HD truck that allow BYUtv to televise every game in HD as well as produce pregame and postgame shows for every BYU game. BYU is the only school in the country with nationally televised live 60-minute pregame and 30-60-minute postgame shows before and after every game—home or away.



RADIO

BYU football games are heard exclusively on the Nu Skin BYU Sports Network. Broadcasts are produced by BYU Radio, which carries the games coast-to-coast on satellite radio via SiriusXM 143. Games are also broadcast on over-the-air flagship KSL Newsradio (102.7 FM/1160 AM) and network affiliates in the Intermountain West.

The "Voice of the Cougars" is Greg Wrubell, entering his 19th season as play-by-play commentator. A BYU graduate, Wrubell is in his 28th season on the football radio broadcast crew, having served as sideline reporter before stepping into the booth.

Wrubell's broadcast partner is former BYU quarterback Riley Nelson, who in 2019 will be making his debut as game analyst. Nelson succeeds veteran color commentator Marc Lyons, who retired in 2018 after 38 seasons in the booth. Former Cougar receiver Mitchell Juergens is back for his second season as sideline reporter, while Jason Shepherd returns as the host of pregame, halftime and postgame coverage.

BYU football broadcasts are also heard online at BYURadio.org and on the BYU Radio and BYU Gameday apps, with the live audio stream and archives made available to a worldwide listening audience. You can also listen to BYU football on your Alexa smart speakers by asking for "BYU Radio."

COACHES' SHOWS

In addition to comprehensive game-day coverage, BYU Broadcasting produces "BYU Football with Kalani Sitake," Tuesday nights at 6 p.m. MT, throughout the season on BYUtv and the Nu Skin BYU Sports Network. A live audience joins Coach Sitake, player guests and host Greg Wrubell at the BYUtv studios for an insightful and entertaining weekly look inside Cougar football.

In addition, assistant coaches Ed Lamb, Jeff Grimes and Ilaisa Tuiaiki will be featured guests on the weekly "Coordinators' Corner" broadcast, airing Mondays in-season, from 11 am-noon MT. Greg Wrubell hosts the program, which will air live from the BYU Broadcasting studios on BYUtv and BYU Radio.

CollegePressBox.com

Collegepressbox.com is the official media website for BYU football and all FBS schools. Users may access and download weekly game notes, quotes, statistics, media guides, headshots, logos and more for BYU and other FBS schools. Login information will be distributed to accredited media or you can apply for a password by sending an email to password@collegepressbox.com.