



# NORTHERN ARIZONA BASKETBALL

Northern Arizona (4-7, 1-1 BSC) at  
 BYU (8-4)  
 Provo, Utah  
 Lumberjack Radio Network (105.1 FM)  
 BYU TV (DISH: 9403, DirecTV: 374)



### Three Dot Data...

The Lumberjacks return to action after the holiday break for the second game of two-game non-conference slate between conference games...The 47-point loss at Colorado was the largest since the 1991-92 season...NAU opened Big Sky Conference play with an 87-80 victory over Montana State and a loss to preseason favorite Montana 62-56...BYU and NAU are meeting for the second consecutive season after playing in Prescott last year...The Lumberjacks have lost two in a row for just the second time this season....The win against MSU snapped a 15-game league losing streak from last season...Senior Gabe Rogers became the 26th player to eclipse the 1,000 point milestone against Montana...He enters the BYU game with 1,015 points and needs 11 points to move into 25th on the all-time scoring list....The four Division I wins in the first 11 games are more than team won in 2011-12 (3) and one win short of matching the season win total (5)...DeWayne Russell, who is ninth in the country in scoring among freshmen entering the week, leads the Big Sky in scoring, while Gabe Rogers is third overall...NAU senior Stallon Saldivar surpassed the 400 assist mark for his career against Montana State and needs four assists to move into fourth on the school all-time assist list and the top 15 in Big Sky history....NAU ranked second in the Big Sky in RPI at 179 overall and have the best strength of schedule at 81st entering the week...

2012-13 Northern Arizona Basketball Schedule			
Date	Opponent	Time/Result	TV/Radio/Notes
Nov. 3	Haskell (EX)	W, 81-60	
Nov. 3	Adams State (EX)	W, 86-78	
N10	at Oregon#	L, 73-83	Murphy's debut
N12	at No. 18 UNLV#	L, 54-92	Martin Back to LV
N18	at UC Davis	W, 85-82	Snap 18-gm losing strk
N23	Jacksonville State#	L, 48-50	Global Sports Classic
N24	Campbell#	W, 70-62	Rogers Named All-Tourney
N28	at No. 9 Arizona	L, 50-93	
D1	Sam Houston State	W, 77-60	Murphy's Home Debut
D5	Loyola Marymount	L, 86-92 OT	NAU erases 18-pt deficit
D17	Montana State*	W, 87-80	Jacobsen's 22 leads NAU
D19	Montana*	L, 56-62	NAU shots 35 percent
D21	at Colorado	L, 51-98	LRN/PAC-12 Network
<b>D27</b>	<b>at BYU</b>	<b>7:05 p.m.</b>	<b>LRN/BYU-TV</b>
J3	Sacramento State*	6:35 p.m.	LRN/FSAZ PLUS/NAU-TV
J5	Southern Utah*	3:05 p.m.	LRN/FSAZ PLUS/NAU-TV
J10	at Eastern Washington*	7:05 p.m.	LRN
J12	at Portland State*	8:35 p.m.	LRN
J17	at Weber State*	7:05 p.m.	LRN
J19	at Idaho State*	7:05 p.m.	LRN
J24	Northern Colorado*	6:35 p.m.	LRN/FSAZ/FCS/NAU-TV
J26	North Dakota*	2:05 p.m.	LRN/FSAZ Plus/NAU-TV
F2	at Southern Utah*	7:05 p.m.	LRN
F4	at Sacramento State*	8:05 p.m.	LRN
F7	Portland State *	6:35 p.m.	LRN/FCS/NAU-TV
F9	Eastern Washington*	1:05 p.m.	LRN/FSAZ
F14	at Northern Colorado*	7:05 p.m.	LRN
F16	at North Dakota*	1:05 p.m.	LRN
F23	at BracketBusters	TBA	LRN
F28	Idaho State*	6:35 p.m.	LRN/FSAZ/FCS/NAU-TV
M2	Weber State*	2:05 p.m.	LRN/FSAZ Plus/FCS/NAU-TV
M7	at Montana State	8:05 p.m.	LRN
M9	at Montana	7:05 p.m.	LRN

# Global Sports Classic \* Big Sky Conference Game  
 All Times Mountain (Flagstaff).  
 All home games played at the Walkup Skydome

Northern Arizona Probable Starters (4-7, 1-1 BSC)									
No.	Name	Pos.	Ht.	Wt.	Cl.-Exp.	GP-S	PPG	RPG	APG
33	Max Jacobsen	F	6-8	230	Jr.-1L*	11-4	7.9	5.0	1.1
20	Gaellan Bewernick	F	6-6	215	So.-1L*	10-10	6.4	5.4	1.0
11	Gabe Rogers	G	6-2	175	Sr.-3L*	11-11	15.1	2.4	2.1
12	DeWayne Russell	G	5-11	155	Fr.-HS	11-10	16.4	3.5	3.8
21	Stallon Saldivar	G	6-0	185	Sr.-3L	10-5	5.8	4.5	3.5
Off the Bench									
42	Ephraim Ekanem	F	6-7	230	Sr.-1L	11-7	3.5	2.1	0.1
2	Michael Dunn	G	6-0	180	Sr.-2L*	11-8	4.5	2.9	2.1
34	Jordyn Martin	F	6-7	210	Fr.-HS	11-0	3.1	2.9	0.6
1	Blake Hamilton	G/F	6-5	190	Fr.-HS	7-0	5.4	1.4	0.7
40	Ben Olayinka	F	6-7	218	Sr.-1L	5-0	2.0	1.0	0.2
23	Luis Flores	G	6-3	175	Sr.-3L*	5-0	2.2	0.2	0.2
30	Bryce Gosar	G	6-1	178	Fr.-HS	4-0	0.0	0.0	0.5
10	Chris Heine	G	6-2	170	Jr.-SQ	4-0	0.5	0.0	0.0

### Big Sky Predictions...

The Northern Arizona men's basketball team was picked last in both the media and coaches' preseason polls released by the Big Sky Conference. It is the first time the Lumberjacks have been picked last in the conference preseason polls since the 1992-93 season.

### Coaches' Poll

- 1. Montana (8) .....98
- 2. Weber State (3) .....92
- 3. Northern Colorado .....74
- 4. North Dakota .....67
- 5. Portland State .....61
- 6. Eastern Washington.....53
- 7. Sacramento State .....51
- 8. Montana State.....48
- 9. Idaho State .....25
- 10. Southern Utah .....23
- 11. Northern Arizona .....14

### Media Poll

- 1. Montana (24) .....344
- 2. Weber State (8) .....318
- 3. Eastern Washington.....231
- 4. Northern Colorado .....221
- 5. Portland State .....218
- 6. North Dakota .....173
- 7. Montana State .....171
- 8. Sacramento State .....166
- 9. Idaho State .....106
- 10. Southern Utah .....98
- 11. Northern Arizona .....67

### Social Media - Facebook

Be a Fan of NAU Athletics

### Social Media - Twitter

Follow NAU Athletics

<http://twitter.com/NAUAthletics>

Follow SID Steve Shaff

<http://twitter.com/nausid>

### NAU Athletics Blog

<http://nauathletics.blogspot.com/>



### Broadcast Information

**Radio:** Lumberjack Radio Network  
(Mitch Strohman/Dave Brown)

**Station - Freq**

KBTK- 105.1 FM

**Market:** Flagstaff/Sedona

Prescott/Verde Valley

**Television:** BYU-TV

**Web Video:** [www.bigskytv.org](http://www.bigskytv.org)

**Web Audio:**

[www.bigtalkerradio.com](http://www.bigtalkerradio.com)

**NAU Media Relations**

**Director:** Steve Shaff

**Phone:** (928) 523-6792

**Cell:** (928) 606-6628

**Assistant:** Andrew Tomskey

**Graduate Assistants:**

Matt Sewell/Stayson Isobe

### Northern Arizona Pronunciation Guide

- Gaellan Bewernick .....Boo-er-nick
- Ephraim Ekanem .....ee-frum EE-CAN-um
- Luis Flores .....LUU-is
- Chris Heine .....HINE
- Ben Olayinka .....oh-lee-inka
- Stallon Saldivar .....SAL-da-var
- Coach La Rocque .....La Rock
- Coach Sfera .....Sa-fare-ah

## 2012-13 Northern Arizona Basketball Roster

No.	Name	Pos.	Ht.	Wt.	Cl.-Exp.	Hometown (High School/Last School)
1	Blake Hamilton	G/F	6-5	190	Fr.-HS	Pasadena, Calif. (Pasadena)
2	Michael Dunn	G	6-0	180	Sr.-2L*	Chandler, Ariz. (Chandler)
10	Chris Heine	G	6-2	170	Jr.-SQ	Phoenix, Ariz. (Horizon)
11	Gabe Rogers	G	6-2	175	Sr.-3L*	Houston, Texas (Klein Forest)
12	DeWayne Russell	G	5-11	155	Fr.-HS	Peoria, Ariz. (Peoria)
20	Gaellan Bewernick	F	6-6	215	So.-1L*	Los Angeles, Calif. (Manual Arts)
21	Stallon Saldivar	G	6-0	185	Sr.-3L	Salt Lake City, Utah (Judge Memorial)
23	Luis Flores	G	6-3	175	Sr.-3L*	Scottsdale, Ariz. (Coronado)
30	Bryce Gosar	G	6-1	178	Fr.-HS	Phoenix, Ariz. (Sunnyslope)
32	Len Springs	F/C	6-10	220	Jr.-TR	Compton, Calif. (LA. Trade Tech.)
33	Max Jacobsen	F	6-8	230	Jr.-1L*	Lake Oswego, Ore (Lake Oswego/Portland St./Clackamas CC)
34	Jordyn Martin	F	6-7	210	Fr.-HS	Las Vegas, Nev. (Palo Verde)
40	Ben Olayinka	F	6-7	218	Sr.-1L	Corvallis, Ore. (Corvallis/Big Bend CC)
42	Ephraim Ekanem	F	6-7	230	Sr.-1L	Chino, Calif. (Ontario Christian/Irvine Valley CC)

**Head Coach:** Jack Murphy; **Assistants:** Matt Dunn, Vic Sfera, Al La Rocque

**Director of Basketball Operations/Video:** Landon Hughey

**Athletic Trainer:** Sarah Shute/Ryan Pinson. **Graduate Assistant:** Che Jones

**Managers:** Dillon Fischer, Phillip Randazzo, Quintin Moore, Wil Wilson, Matt Davila, Dylan Dubek.

**Basketball Technology Manager:** Steven Gonzalez. \* redshirt

### Maximum Effort...

Junior Max Jacobsen had a big game against the MSU Bobcats, doubling his career high with 22 points. It was the third time he has reset his career high this season. He second in the Big Sky Conference in field goal percentage at 62.1 percent. His previous career best was 11 against Campbell. He has averaged 10.0 points over the last four games while shooting 20-for-31 from the field with 32 rebounds.

### BYU History and Notes...

The series is 1-1 all time with the Cougars winning a game in Prescott last season by the score of 87-52. The previous game took place in Flagstaff in 1946. The Lumberjacks won the contest by the score of 54-31.

### Diaper Dandy...

Freshman DeWayne Russell is ninth in the country in scoring among freshmen at 16.4 points per game (As of 12/24). He is leading the Big Sky Conference in scoring and has notched double digits in each of his first 11 games. He joins Jordan Reed of Binghamton (America East) as the only freshmen to lead their conference in scoring. Overall, he ranks among the top 15 in the Big Sky Conference in eight different statistical categories.

### Top Scoring Freshmen in Division I (As of 12/24)

1. Anthony Bennett, UNLV	19.5
2. Shabazz Mohammad, UCLA	18.8
3. Jordan Adams, UCLA	18.2
4. John Brown, High Point	18.1
5. Jahii Carson, Arizona State	17.9
6. Jordan Reed, Binghamton	17.4
7. Shawn Long, La-Lafayette	17.1
8. Ben McLemore, Kansas	16.5
8. Lester Wilson, ETSU	16.5
9. DeWayne Russell, NAU	16.4

### Magic Number...

The Lumberjacks are 4-1 when they record 19 or more assists in a game and 0-5 when they have 18 or less. Russell (3.8) and Saldivar (3.5) both rank among the top assist leaders in the Big Sky. NAU is the only school with two in the top five. The Lumberjacks ranks second in the Big Sky Conference with 14.5 assists per game.

### The 400 Club...

Northern Arizona senior Stallon Saldivar surpassed the 400 assist mark for his career against Montana State and now has 408 for his career. He became the 18th player in league history to amass 400 career assists and currently ranks 17th on the all-time list, as he surpassed former Boise State guard and NBA player Chris Childs (392). He is tied with Eastern Washington's Deon Williams (1997-2000) on the list with 408. See chart later in the release.

### Fine at the Line...

DeWayne Russell has made 48-of-56 attempts at the free throw line this season, making 85.7 percent (79th best in the nation as of 12/24). He went 9-for-9 at UNLV (one of 18 games with 9 or more makes in a game in school history) and had a 9-for-10 performance against Sam Houston State. He made his first 18 attempts on the season before his first miss on the year.

### I Back Jack...

The home opener against Sam Houston State attracted the largest crowd for a home opener since 1998 and more than 1,200 fans came back four days later for the Loyola Marymount contest. It was the first time since the 2008-09 season that the Lumberjacks have had back-to-back crowds of 1,000 or more fans. NAU is averaging 1,107 fans for the first four games after averaging 646 fans last season in the Rolle Activity Center.

**Top Home Openers Since 1996**  
**1,807 vs. Sam Houston State, 2012**  
**1,802 vs. Stephen F. Austin, 1998**

## CAREER RECORD UPDATES

### Three-pointers

1. Ross Land (96-00)	308
2. Kelly Golob (02-06)	289
3. Stephen Sir (04-07)	276
4. Gabe Rogers (09-Pres.)	185
5. Cory Schwab (99-01)	176
6. Andrew Mavis (96-98)	154
7. Kyle Feuerbach (2001-05)	151
8. Michael McNair (95-99)	135
9. Rod Hutchings (96-99, 01)	133
10. John Rondeno (92-95)	131
11. Steve Williams (88-92)	124
12. Brad Snyder (92-95)	120

### Three-point Attempts

1. Kelly Golob (02-06)	710
2. Ross Land (96-00)	664
3. Stephen Sir (04-07)	571
4. Gabe Rogers (09-Pres.)	480
5. Kyle Feuerbach (01-05)	409
6. Steve Williams (88-92)	368
7. John Rondeno (92-95)	361
8. Brad Snyder (92-95)	346
9. Adam Lopez (99-02)	333
10. Andrew Mavis (96-98)	327
11. Michael McNair (95-99)	314
Rod Hutchings (96-99, 01)	314

### Three-point Percentage

1. Stephen Sir (04-07)	.483
2. Andrew Mavis (96-98)	.471
3. Ross Land (96-00)	.464
4. Mark Anderson (87-88)	.449
Andy Hurd (82-86)	.449
6. LaVonne Davis (83-85)	.429
Michael McNair (95-99)	.429
8. Rod Hutchings (96-99, 01)	.423
9. Kelly Golob (02-06)	.407
10. David Duane (83-87)	.400
Kyle Lundy (86-87)	.400
11. Gabe Rogers (09-Pres.)	.385

### Assists

1. Josh Wilson (05-09)	636
2. Harry Payne (83-87)	435
3. Jeff Altman (81-85)	427
4. Kyle Feuerbach (2001-05)	411
5. Stallon Saldivar (09-Pres.)	408
6. Adam Lopez (99-02)	334
7. Steve Williams (88-92)	333
8. Tom DeBerry (74-76)	320
9. Cameron Jones (07-11)	319
10. Ross Land (96-00)	290
11. John Rondeno (92-95)	286
12. Rod Hutchings (96-99, 01)	285

### Assist Average

1. Tom DeBerry (74-76)	6.0
2. Josh Wilson (05-09)	5.4
3. Greg Henderson (77-79)	4.9
4. Kawika Akina (97-99)	4.7
5. Joedy Gardner (79-81)	4.5
Charles Thomas (95-97)	4.5
7. Eric Wade (81-83)	4.4
8. Stallon Saldivar (09-Pres.)	4.1
9. Jeff Altman (81-85)	4.0
10. Adam Lopez (99-02)	3.9
10. Harry Payne (83-87)	3.9

**Head Coaching Debut...**

Head Coach Jack Murphy made his head coaching debut against Oregon. He is the 25th head coach in school history and one of three new head coaches in the Big Sky Conference this season. Murphy takes over the program for former coach Mike Adras, who resigned on Dec. 9, 2011 after leading the program for 13 seasons and coaching 363 games. NAU was 2-7 at the time of the announcement. Dave Brown was named the interim head coach on December 9, 2011 and coached the team the rest of the season.

**Early Impact...**

Men's basketball freshman DeWayne Russell was named the Co-Big Sky Conference Player of the Week for games played from Nov. 13-19 with Sacramento State's Dylan Garrity. Russell, a 5-11 true freshman guard from Peoria, Ariz., scored a career-high 25 points. He made 8-of-12 shots from the floor, was 5-of-8 from 3-point range, and 4-of-4 from the free-throw line against the Aggies. He also had six assists, four rebounds and two steals.

**Television Coverage...**

NAU-TV will produce 12 men's basketball games for distribution through FOX Sports Arizona, providing NAU unmatched television coverage in the Big Sky conference. Overall, NAU will have 15 games on live television, including three games on the Pac-12 Network.

**Mr. Rogers...**

Senior Gabe Rogers is second on the team and third in the Big Sky Conference in scoring at 15.1 points per game. He has scored in double figures in eight of 11 games, including three 20-point efforts.

**New Home in the Dome...**

The Lumberjacks are playing their first season in the \$26 million newly renovated Walkup Skydome that includes a new floor, comfortable chair back seating and locker rooms. NAU is one of 11 universities to own its own domed facility. The others are Idaho, Idaho State, Minnesota, North Dakota, Northern Iowa, Northern Michigan, North Dakota State, South Dakota, East Tennessee State and Syracuse.



**Karl Highlighted NAU Coaches Clinic**

Denver Nuggets Head Coach George Karl joined other NBA, collegiate and high school coaches at the Lumberjack Coaches Clinic Aug. 3-4 at the Rolle Activity Center in Flagstaff. The Lumberjack Coaches Clinic featured on-court demonstrations as well as chalk talk sessions from some of the top coaches from the NBA, collegiate and prep ranks.

Among the coaches who participated: Josh Pastner, Memphis Head Coach; Mike Dunlap, Charlotte Bobcats Head Coach; Noel Gillespie, Phoenix Suns Assistant Coach; Damon Stoudamire, Memphis Assistant Coach; James Whitford, Arizona Associate Head Coach; Chad Iske, Denver Nuggets Assistant Coach; Al LaRocque, Former Coach at Durango High School.

**NAU in the Big Sky Statistical Rankings**

TEAM (Dec. 22, 2012)

Scoring Offense .....	8th (67.0)
Scoring Defense .....	10th (77.6)
Scoring Margin.....	10th (-10.6)
Field Goal Percentage .....	6th (.427)
FG Percentage Defense .....	8th (.469)
3-Point Field Goal Percentage .....	8th (.319)
3-Point FG Percentage Defense .....	8th (.364)
Free Throw Percentage.....	5th (.699)
Rebounding Offense .....	8th (32.8)
Rebounding Defense.....	8th (38.2)
Rebounding Margin .....	9th (-5.4)
Assists .....	2nd (14.5)
Blocked Shots.....	8th (2.9)
Steals .....	3rd (7.0)
Turnover Margin .....	6th (-0.8)
Assist:Turnover Ratio .....	5th (1.0)
Offensive Rebounds .....	8th (9.5)
Defensive Rebounds .....	8th (23.3)
3-Point Field Goals Made.....	8th (6.3)

**NAU in the Big Sky Statistical Rankings**

INDIVIDUAL (Dec. 22, 2012)

Scoring .....	DeWayne Russell, 1st (16.4)
.....	Gabe Rogers, 3rd (15.1)
Rebounding.....	Gaellan Bewernick, 16th (5.4)
.....	Max Jacobsen, 18th (5.0)
Field Goal % .....	Max Jacobsen, 2nd (62.1)
Assists .....	DeWayne Russell, 4th (3.8)
.....	Stallon Saldivar, 7th (3.5)
FT Percentage .....	DeWayne Russell, 7th (85.7)
Steals .....	DeWayne Russell, 2nd (1.9)
3-Point FG % .....	DeWayne Russell, 13th (36.7)
3-Point Made .....	Gabe Rogers, 2nd (3.0)
.....	DeWayne Russell, 7th (1.6)
Blocks.....	.....
Assist:TO Ratio .....	Stallon Sladivar, 5th (1.9)
.....	DeWayne Russell, 11th (1.2)
Offensive RB .....	Max Jacobsen, 6th (2.3)
.....	Gaellan Bewernick, 8th (2.0)
Defensive RB .....	Stallon Saldivar, 13th (3.9)
Minutes.....	Gabe Rogers, 8th (33.8)
.....	DeWayne Russell, 9th (33.1)

**NAU's Record When...**

Scoring First .....	2-1
Leading at the Half .....	4-1
Trailing at Half.....	0-6
Tied at Half.....	0-0
Leading with 5:00 Left .....	4-1
Trailing with 5:00 Left.....	0-5
Tied with 5:00 Left.....	0-1
In Overtime.....	0-0
When NAU Out-rebounds Opp.....	2-1
When NAU is Out-rebounded .....	2-6
When Rebounds are the Same.....	0-0
When NAU Commits More TOs.....	2-4
When NAU Forces More TOs .....	2-2
When Turnovers are the Same .....	0-1
When NAU Has More FT Att.....	3-2
When Opponent Has More FT Att. ....	1-5
When Opponent FT are the Same.....	0-0
When NAU Shoots 50% or Better .....	2-0
When NAU Shoots Less Than 50% .....	2-7
When Opp. Shoots 50% or Better .....	1-4
When Opp. Shoots Less Than 50% .....	3-3
When NAU Shoots Better Than Opp. ....	4-1
When Opp. Shoots Better Than NAU .....	0-6
When NAU Shoots > 40% from 3-Pt. ....	1-0
When NAU Shoots < 40% from 3-Pt. ....	3-7
When NAU Shoots > Opp. from 3 Pt. ....	2-2
When NAU Shoots > 80% from Line .....	1-1
When NAU Shoots < 80% from Line .....	3-6
When NAU Bench Outscores Opp. ....	3-2
When Opp. Bench Outscores NAU .....	1-5
When Bench Scoring is Same.....	0-0
Following a NAU Win .....	0-4
Following a NAU Loss .....	4-2
When 1 Scores > 10 pts .....	0-0
When 2 Score > 10 Pts .....	0-4
When 3 Score > 10 Pts .....	2-3
When 4 Score > 10 Pts .....	1-0
When 5 Score > 10 Pts.....	1-0
Home Games .....	2-3
Road Games .....	1-4
Neutral Site Games .....	1-1
In November .....	2-4
In December .....	2-4
In January .....	0-0
In February .....	0-0
In March .....	0-0
In April .....	0-0
On Mon. ....	1-1
On Tues. ....	0-0
On Wed. ....	0-3
On Thursday .....	0-0
On Fri. ....	0-2
On Sat. ....	2-1
On Sun. ....	1-0

**Last Game Recap...**

Colorado shot 66 percent and had five players in double figures to defeat Northern Arizona 98-51 Friday night at the Coors Event Center. CU improved to 9-2 on the season, while Northern Arizona dropped to 4-7. The 47-point loss was the largest since the 1991-92 season.

Freshman guard DeWayne Russell led the Lumberjacks with 15 points and junior Max Jacobsen scored 10 points in the loss. Senior Luis Flores added nine points off the bench.

**Season Notes...**

\* Senior guard Gabe Rogers scored his 1,000 career point against Montana, the 26th player in school history to accomplish the feat.

\* NAU snapped its eight-game home losing streak with the win over Sam Houston State. NAU had lost its previous eight home games dating to last season, tying the school record for consecutive home losses set from 1980-82.

\* NAU snapped its 18-game losing streak with a victory at UC Davis on Nov. 18.

\* Rogers was named to the Global Sports Classic all-tournament team after averaging 14.0 points in the four games.

\* NAU played two ranked teams in No. 18 UNLV and No. 9 Arizona over the first month of the season.

\* NAU opened the season with six consecutive games on the road.

\* Jack Murphy became the 25th coach in school history.

## 2012-13 Northern Arizona Recruiting Class

Head Coach Jack Murphy and his staff have signed six student-athletes to join the program next fall.



### Forward Ako Kaluna (West Ranch HS)

Kaluna, who is 6'7" and 260 pounds, averaged 16.1 points, 10.9 rebounds, 3.0 assists, 1.5 steals and 1.3 blocks per game last year for the co-Foothill League champion Wildcats. He earned All-Santa Clarita Valley and All-Foothill League honors last season and is considered the favorite to earn Santa Clarita Valley MVP honors this season.

*"Ako brings toughness, athleticism and size to the post and fills a need in this class that was missing up to this point. He is a strong kid that is very skilled. He looks like the prototypical left tackle but he really loves the game of basketball." - Head Coach Jack Murphy*



### Guard Travis Meeker (Mesa Red Mountain HS)

Meeker is a 6-4 guard from Mesa Red Mountain where he played for Coach Greg Sessions. He averaged 6.0 points per game off the bench last season, helping his team to a 23-10 record and an 11th-place finish in state. He is ranked No. 9 on the ESPN100 Arizona recruits in the class of 2013.


*"Travis is a very good shooter from Red Mountain High School. He played for Coach Sessions, a very well respected coach in the Valley. He brings shooting and athleticism. He fills a need with the void left by Gabe Rogers, who is graduating this year. He is ready to step in." - Assistant Coach Vic Sfera*



### Guard Christopher Miller (Greenway HS)

Miller averaged 20.7 points and 5.0 rebounds last season on a team that went 13-8 at Greenway. He played AAU basketball this past summer for Team Zona.

*"Chris Miller comes from a very well-coached program at Greenway with Coach Howard Mueller. Chris has his best basketball ahead of him. He was a late bloomer in high school and was very under the radar. He has great athleticism and can be a great defender. We are fortunate to have him in this class." - Assistant Coach Vic Sfera*



### Forward Zachary Reynolds (Mt. Zion Academy/Gulf Coast CC)

Reynolds, who is originally from Tampa, Fla., is a 6-7 forward from Gulf Coast CC in Panama City, Fla. He averaged 5.1 rebounds last season, recording five games with 10 or more boards, while posting a single-game high 17 rebounds. He had offers from North Carolina State, Cincinnati and Temple. He originally committed to NAU in June.

*"Zach is a combo forward who is a hard-nosed kid and a really good rebounder. He should be able to come in the Big Sky Conference and do really well and be a big-time rebounder for us. He plays on a really good team that should be ranked in the top 25 most of the season." - Assistant Coach Matt Dunn*



### Forward Terry Winn (Melrose HS)

Winn, who lived in Monroe, La., until moving to Memphis for his senior season, plays at respected Melrose High School. He was an all-district second-team selection at Ouachita High School and was selected to play in the Under Armour Grind Session last summer.

*"Winn is a power forward who is under the radar since moving from Monroe. He is a good player and will be one of the best players at one of the best high schools in Memphis." - Assistant Coach Matt Dunn*



### Guard Kris Yanku (Taft HS)

Yanku has helped Taft High School win back-to-back city titles, earning all-league and all-city honors. He also is a starter on the volleyball team. He was born in Istanbul, Turkey.

*"Kris Yanku plays for a very good coach in C.J. Williams at Taft. He played against the top AAU talent in the Nike EYBL circuit over the summer with California Supreme. The things we love about Kris are he keeps guys out of the paint defensively and can get in the paint and helps distribute for others. He is a huge addition to this class." - Assistant Coach Vic Sfera*



**Jack Murphy**  
Head Coach



@NAUCoachMurphy

Jack Murphy was named head men's basketball coach for Northern Arizona University on April 12, 2012.

Murphy's experience at various levels of the game, recruiting success and knowledge gained from working with college and professional athletes make him an excellent fit for NAU, Campos said. His career includes working for three successful programs that have a combined 400 wins, 14 postseason appearances and five championships.

Murphy comes to NAU after three seasons on the Memphis staff as an assistant. He joined the coaching staff at Memphis under men's basketball coach Josh Pastner in 2009-10, posting 75-29 record with three 20-win seasons. During Murphy's tenure, Memphis earned made two NCAA Tournament appearances, earned an NIT berth and won a Conference USA regular season title and two Conference USA Tournament

Championships. Murphy, who handled the Tiger defensive efforts in 2011-12, was the lead assistant on a staff that guided the team to a sweep of the Conference USA titles while posting the 10th-best field goal percentage defense in the country.

Murphy, 33, was instrumental in Memphis securing a Top-5 recruiting class in 2010 featuring four players ranked among the nation's Top 100 and two McDonald's All-Americans. The class was ranked No. 2 nationally by Scout.com, No. 2 by Rivals.com and No. 4 by ESPN. The Tigers have signed three more Top 100 players since, including two more McDonald's All-Americans.

In 2011-12, the Tigers advanced to the NCAA Tournament for the second consecutive season, losing to St. Louis in the second round. Memphis was the only team among the top-10 rated leagues in the nation to win its conference regular season title outright and also claim the league's tournament crown, finishing with a 26-9 overall mark.

Memphis also advanced to the NCAA Tournament in 2010-11, dropping a 77-75 decision to Arizona in the second round to finish with a 25-10 record. In

Murphy's first season, the Tigers advanced to the National Invitation Tournament (NIT) and advanced to the second round.

Prior to Memphis, Murphy spent three years working with the Denver Nuggets under the NBA's active wins leader George Karl where he served as an advance scout for the team. During his time, he gained a reputation as one of the league's top 'workout' trainers, working with the likes of NBA All-stars Allen Iverson, Chauncey Billups and Carmelo Anthony, along with rising NBA star J.R. Smith. In Murphy's three seasons in Denver, the Nuggets averaged nearly 50 wins a season and made three straight playoff appearances. In his final season in 2008-09, the Nuggets won a franchise-record 54 games (54-28), claimed a share of the NBA Northwest Division title and earned the Western Conference No. 2 seed in the playoffs. Denver advanced to the Western Conference finals for the first time since 1985 and Billups and Anthony were named to the All-NBA third team and Billups played in the NBA All-Star game.

In 2007-08, Murphy helped the Nuggets to a 50-32 overall record and second-place finish

#### Youngest Division I Head Coaches

Source: NCAA

Name	School	Birthdate	Age
1. Bashir Mason	Wagner	2/11/1984	28
2. Wes Miller	UNC Greensboro	1/28/1983	29
3. Richard Pitino	FIU	9/16/1982	30
4. Mike Martin	Brown	7/4/1982	30
5. Jamion Christian	Mt. St. Mary's	4/18/1982	30
6. Andy Toole	Robert Morris	9/11/1980	32
7. Jason Capel	Appalachian St.	1/15/1980	32
8. Nick Robinson	Southern Utah	11/2/1979	33
9. Brian Wardle	Green Bay	10/9/1979	33
<b>10. Jack Murphy</b>	<b>Northern Ariz.</b>	<b>7/25/1979</b>	<b>33</b>
11. Archie Miller	Dayton	10/30/1978	34

**Scan to Watch  
Murphy's Introductory  
Press Conference**



nator and director of operations. In his eight years with the program, Arizona went 199-66 (.751), won three Pac-10 championships, one Pac-10 postseason tournament title, made eight NCAA Tournament appearances that included the 2001 national runner-up finish and two other Elite Eight (2003, 2005) appearances.

School	Record	H	A	N
Arizona	0-1	0-0	0-1	0-0
Campbell	1-0	0-0	0-0	1-0
Colorado	0-1	0-0	0-1	0-0
Jacksonville St.	0-1	0-0	0-0	0-1
Loy. Marymount	0-1	0-1	0-0	0-0
Montana	0-1	0-1	0-0	0-0
Montana State	1-0	1-0	0-0	0-0
Oregon	0-1	0-0	0-1	0-0
Sam Houston St.	1-0	1-0	0-0	0-0
UC Davis	1-0	0-0	1-0	0-0
UNLV	0-1	0-0	0-1	0-0
<b>Totals</b>	<b>4-7</b>	<b>2-2</b>	<b>1-4</b>	<b>1-1</b>

in the Northwest Division. Denver was the No. 8 seed in the Western Conference playoffs and lost in the first round. The previous year (2006-07), Denver finished the year with a 45-37 record and placed second in the Northwest Division. The Nuggets were the No. 6 seed in the Western Conference playoffs and lost in the first round to the NBA champion San Antonio Spurs.

Murphy and his wife, Michelle, have twin three-year old daughters Emma and Isabella and 10-month old son Dylan.

Murphy spent eight years (1998-2006) in Tucson with Pastner on Lute Olson's staff at Arizona as a team manager, recruiting coordinator, administrative assistant, video coordi-

**MURPHY YEAR-BY-YEAR - HEAD COACH**

School	Year	Overall	Big Sky/Finish	Home	Away	Neutral
Northern Ariz.	2012-13	4-7	1-1	2-2	1-4	1-1

**Prior to NAU - Murphy's Year-by-Year**

Year	School/Team	Position	Record	Postseason	Conference/Division
2011-12	Memphis	Assistant Coach	26-9	NCAA Tournament	Champions
2010-11	Memphis	Assistant Coach	25-10	NCAA Tournament	4th Place
2009-10	Memphis	Assistant Coach	24-10	NIT	2nd Place
2008-09	Denver	Advance Scout	54-28	Conference Finals	Champions
2007-08	Denver	Advance Scout	50-32	First Round	2nd Place
2006-07	Denver	Advance Scout	45-37	First Round	2nd Place
2005-06	Arizona	Staff	20-13	NCAA Tournament	4th Place
2004-05	Arizona	Staff	30-7	NCAA Tournament	Champions
2003-04	Arizona	Staff	20-10	NCAA Tournament	3rd Place
2002-03	Arizona	Staff	28-4	NCAA Tournament	Champions
2001-02	Arizona	Staff	24-10	NCAA Tournament	2nd Place
2000-01	Arizona	Staff	28-8	NCAA Tournament	2nd Place
1999-00	Arizona	Staff	27-7	NCAA Tournament	Champions
1998-99	Arizona	Staff	22-7	NCAA Tournament	2nd Place



## INDIVIDUAL PLAYER BIO UPDATES

### #20 GAELLAN BEWERNICK

F, 6-6, 215, So.-1L\*  
Los Angeles, Calif. (Manual Arts)

**ACADEMIC NOTES:** Majoring in management...2011 Golden Eagle Scholar-Athlete recipient ...Member of the Honor Roll and received the Purple Ribbon.

**2012-13 (SOPHOMORE):** Started all 10 games played...Averaging 6.4 ppg and 5.4 rpg...Ranks 16th in the Big Sky in rebounding (5.4)...Scored a season-high 13 points two times...Had 13 points and nine rebounds against Campbell and notched 13 against Montana State...13 points are one shy of his career high accomplished two times...Recorded a season-high 12 rebounds against Sam Houston State...Sat out the UNLV game with an ankle sprain.

**2011-12 (REDSHIRT FRESHMAN):** Saw action in all 29 games with 16 starts (8 straight)...Averaged 5.2 points and 5.1 rebounds per game, the second-best total on the team...Recorded five or more rebounds 17 times...Posted five games in double figures...Recorded his first double-double with 14 points and 11 rebounds against Northern New Mexico...Had 12 points and 10 boards against Portland State, shooting 6-for-9 from the field, with a career-high three assists to record second double-double...Recorded 10 boards against Weber State...Recorded third with career-high tying 14 points and a career-high 13 rebounds against UC Davis...Averaged 8.3 board over last six games, recording 10 or more three times.

### #20 Bewernick's Career Bests

Points	14	vs. Northern N. Mexico (11/18/11)
	14	vs. UC Davis (2/18/12)
	<b>13</b>	<b>vs. Campbell (11/24/12)</b>
	<b>13</b>	<b>vs. Montana State (12/17/12)</b>
	12	vs. Portland State (2/4/12)
Rebounds	13	vs. UC Davis (2/18/12)
	<b>12</b>	<b>vs. Sam Houston State (12/1/12)</b>
	11	vs. Northern N. Mexico (11/18/11)
	10	vs. Portland State (2/4/12)
	10	vs. Weber State (2/9/12)
Assists	3	vs. Portland State (2/4/12)
Blocks	2	vs. Arizona Christian (11/18/11)
	2	vs. BYU (11/30/11)
Steals	3	vs. North Dakota State (11/13/11)

### #20 Bewernick's Season Bests

Points	13	vs. Campbell (11/24/12)
	13	vs. Montana State (12/17/12)
Rebounds	12	vs. Sam Houston State (12/1/12)
	9	vs. Campbell (11/24/12)
Assists	2	Three times
Blocks	3	at UC Davis (11/18/12)
Steals	2	at Arizona (11/28/12)

### #2 MICHAEL DUNN

G, 6-0, 180, Sr.-2L\*  
Chandler, Ariz. (Chandler)

**ACADEMIC NOTES:** Majoring in psychology.

**2012-13 (SENIOR):** Seen action in all 11 games with eight starts ...Averaging 4.5 ppg and 2.9 rpg...Recorded two of nine best single-game scoring performances in career with 13 points at Oregon and 11 points at UNLV...Had at least one steal in eight of 10 games...Had four or more rebounds four times.

**2011-12 (JUNIOR):** Saw action in all 29 games with 14 starts...Averaged 6.8 points per game and 3.0 rebounds...Scored in double digits eight times...Reset career-high three times...Made first career start against Louisiana in season opener, scoring 11 points...Scored 13 points against Arizona Christian, shooting 5-for-7 from the field...Reset career high with 16 points at Portland State...Had a career best nine rebounds against Northern Colorado and Weber State...Dished a career-high six assists against Northern New Mexico...Had seven points off the bench against Arizona...Scored 14 points at Idaho State, the second-best scoring output of his career, after posting 13 at Weber State to notch double digit points in back-to-back games for first time in career.

### #2 Dunn's Career Bests

Points	16	at Portland State (1/5/12)
	14	at Idaho State (1/21/12)
	13	vs. Arizona Christian (11/18/11)
	13	at Weber State (1/19/12)
	13	vs. Northern Colorado (1/30/12)
	<b>13</b>	<b>at Oregon (11/10/12)</b>
	11	vs. Louisiana (11/11/11)
	11	vs. Portland State (2/4/12)
	<b>11</b>	<b>at UNLV (11/12/12)</b>
Rebounds	9	vs. Northern Colorado (1/30/12)
	9	vs. Weber State (2/9/12)
Assists	6	vs. Northern N. Mexico (11/22/11)
Blocks	1	Five times
Steals	4	vs. Montana State (1/14/12)

### #2 Dunn's Season Bests

Points	13	at Oregon (11/10/12)
Rebounds	5	Three times, last at UC Davis (11/18/12)
Assists	5	vs. Campbell (11/24/12)
Blocks	1	Two times
Steals	2	Two times

### #42 EPHRAIM EKANEM

F, 6-7, 230, Sr.-1L  
Chino, Calif. (Ontario Christian/  
Irvine Valley CC)

Pronounced.....ee-frum EE-CAN-um

**ACADEMIC NOTES:** Studying health science to become a physical therapist.

**2012-13 (SENIOR):** Seen action in all 11 games with seven starts...Averaging 3.5 ppg and 2.1 rpg...Shooting 50.0 percent from the floor...Tied his career high with 12 points against UC Davis...Had six points off the bench against Montana.

**2011-12 (JUNIOR):** Saw action in all 28 games with 16 starts...Averaged 5.6 points and 3.9 rebounds per game...Notched double figures six times, including four games in Big Sky play...Grabbed six or more rebounds nine times...Reset single-game season-high for points four times...Had a career-high 15 points against Eastern Washington...Posted 14 points against Portland State...Scored 11 points against Arizona Christian...Had season-high eight boards against Pepperdine and Portland State.

### #42 Ekanem's Career Bests

Points	12	at Weber State (1/19/12)
	<b>12</b>	<b>at UC Davis (11/18/12)</b>
	11	vs. Arizona Christian (11/18/11)
	10	vs. Louisiana (11/11/11)
	10	vs. Montana State 1/14/12)
Rebounds	8	vs. Pepperdine (12/7/11)
	<b>7</b>	<b>at UC Davis (11/18/12)</b>
	6	Four times
Assists	1	Six times
Blocks	2	vs. Sam Houston State (12/1/12)
Steals	3	at Idaho State (1/21/12)

### #42 Ekanem's Season Bests

Points	12	at UC Davis (11/18/12)
Rebounds	7	at UC Davis (11/18/12)
Assists	1	at Oregon (11/10/12)
Blocks	2	vs. Sam Houston State (12/1/12)
Steals	1	vs. Jacksonville State (11/23/12)

**#23 LUIS FLORES**

G, 6-3, 175, Sr.-2L\*  
Scottsdale, Ariz. (Coronado)

**ACADEMIC NOTES:** Majoring in bio-medical science with a minor in chemistry...2010 and 2011 Golden Eagle Scholar-Athlete recipient...Nominee for 2010-11 and 2011-12 Capital One Academic All-District honors...2010-11 NABC Honor Court selection.

**2012-13 (SENIOR):** Seen action in five games...Had a season-high nine points at Colorado on a career-high tying three three-pointers in a season-high 11 minutes.

**2011-12 (JUNIOR):** Saw action in 23 games with three starts...Averaged 1.3 points and 0.6 rebounds per game...Scored in seven games...Had season-high nine points against Arizona Christian...Made first career start against Northern New Mexico, scoring six points...Made 8-of 18 attempts beyond the arc (44.4%).

**#23 Flores' Career Bests**

Points	11	vs. Northern N. Mexico (12/30/09)
Rebounds	3	at New Mexico (12/16/09)
	3	vs. Arizona Christian (11/18/11)
Assists	3	vs. Bethany (12/4/10)
	3	vs. Northern N. Mexico (11/22/11)
3-Pointers	3	vs. Arizona Christian (11/18/11)
	3	at Colorado (12/21/12)
Blocks	0	
Steals	2	vs. Northern N. Mexico (12/30/09)

**#23 Flores' Season Bests**

Points	9	at Colorado (12/21/12)
Rebounds	0	
Assists	1	at Oregon (11/10/12)
3-Pointers	3	at Colorado (12/21/12)
Blocks	0	
Steals	1	Two times

**#33 MAX JACOBSEN**

F, 6-8, 230, Jr.-1L\*  
Lake Oswego, Ore. (Lake Oswego/Portland St./Clackamas CC)

**ACADEMIC NOTES:** Majoring in electrical engineering at NAU...Named to Portland State Dean's List.

**2012-13 (SENIOR):** Seen action in all 11 games with four starts (3 straight)...Averaging 7.9 ppg and 5.0 rpg...Shooting 62.1 percent from the floor, the second-best mark in the Big Sky...Scored in 10 of 11 games...Posted five games in double figures...Had a career-high 22 points against Montana State in the Big Sky opener...Recorded first career double-double with 10 points and career-high 10 rebounds against Loyola Marymount...Reset career high for points three times on the season while recording top four scoring games of career...Scored a then career-best 11 points vs. Campbell...First reset his career high with 10 points at Oregon...Also has posted single-game career bests for assists, blocks and steals in the first six games.

**2011-12 (SOPHOMORE):** Saw action in 17 games off the bench...Had a season-high eight points against Brigham Young...Recorded season-high seven rebounds vs. Northern New Mexico...Scored six points with four boards versus Montana...Missed 12 games with injury (hip/ankle).

**#33 Jacobsen's Career Bests**

Points	22	vs. Montana State (12/17/12)
	11	vs. Campbell (11/24/12)
	10	at Oregon (11/10/12)
	10	vs. Loyola Marymount (12/5/12)
	10	at Colorado (12/21/12)
Rebounds	10	vs. Loyola Marymount (12/5/12)
Assists	3	vs. UC Davis (11/18/12)
	2	vs. Arizona Christian (11/18/11)
Blocks	2	vs. UC Davis (11/18/12)
Steals	2	vs. UC Davis (11/18/12)
		at Arizona (11/28/12)

**#33 Jacobsen's Season Bests**

Points	22	vs. Montana State (12/17/12)
	11	vs. Campbell (11/24/12)
	10	at Oregon (11/10/12)
	10	vs. Loyola Marymount (12/5/12)
	10	at Colorado (12/21/12)
Rebounds	10	vs. Loyola Marymount (12/5/12)
Assists	3	vs. UC Davis (11/18/12)
Blocks	2	vs. UC Davis (11/18/12)
Steals	2	vs. UC Davis (11/18/12)
	2	at Arizona (11/28/12)

**#40 BEN OLAYINKA**

F, 6-7, 218, Sr.-1L  
Corvallis, Ore. (Corvallis/Big Bend CC)

**ACADEMIC NOTES:** Majoring in electrical engineering.

**2012-13 (SENIOR):** Seen action in five games.

**2011-12 (JUNIOR):** Saw action 25 games with three starts...Averaged 1.8 points per game and 1.9 rebounds per game...Made first career start at Portland State, scoring six points and tying career-high with six boards...Had a season-high seven points and six boards in Big Sky debut against Sacramento State...Added seven off the bench against Montana State with a season-high tying two blocks.

**#40 Olayinka's Season Bests**

Points	7	vs. Sacramento State (12/29/11)
	7	vs. Montana State (1/14/12)
Rebounds	6	vs. Sacramento State (12/29/11)
	6	at Portland State (1/5/12)
Assists	2	vs. Northern N. Mexico (11/22/11)
Blocks	2	at San Francisco (11/12/11)
	2	vs. Montana State (1/14/12)
Steals	1	Two times, last vs. Sacramento State (12/29/11)

**#40 Olayinka's Season Bests**

Points	4	vs. Campbell (11/24/12)
Rebounds	2	vs. Campbell (11/24/12)
Assists	0	
Blocks	2	vs. Jacksonville State (11/23/12)
Steals	0	

## #11 GABE ROGERS

G, 6-2, 175, Sr.-3L\*  
Houston, Texas (Klein Forest)

**ACADEMIC NOTES:** Majoring in criminology and criminal justice with a minor in sociology.

**FUN FACTS:** One of four players from high school team to sign with Division I school: Chris Hines (Utah), Elliott Lloyd (Northern Colorado) and Toure' Murry (Wichita State).

**CAREER NOTES:** Became the 26th player in school history to score 1,000 or more points...Scored 1,015 career points entering the BYU game, the 26th-best total in school history...Seen action in 88 games with 72 starts...Made 185 three-pointers in his career, the fourth-best total in school history...Shooting 38.5 percent for his career beyond the arc, 11th-best percentage in school history...Made at least one three-pointer in 73 of 88 career games.

**2012-13 (SENIOR):** Started all 11 games...Averaging 15.1 points per game, the third-best mark in the Big Sky Conference...Ranks second in the league and 20th in Division I in three-pointers made per game (2.9) as of 12/24...Scored in double figures in eight games...Scored 1,000th career point at home against Montana...Named to Global Sports Classic All-Tournament team...Scored 20 or more points three times...Had a season-high 27 points at UC Davis, tied for third-best scoring game of his career...Scored 22 points against both Jacksonville State and Loyola Marymount.

**2011-12 (JUNIOR):** Had surgery on shoulder in Oct. 10 for torn labrum and missed the first 11 games of the season...Returned to action against Arizona State on Dec. 17, scoring four points and dishing four assists...Saw action in 18 games with 12 starts...Averaged 10.2 points per game and 2.6 assists per game...Had 17 points against Sacramento State and 18 at Northern Colorado... Had a season-high 25 points against Idaho State, making 10-of-24 shots from the field...It was 11th game of 20 or more points in

a game in his career and fifth-best single game total...Scored in double figures in 10 of 18 games...Did not play vs. UC Davis due to knee injury.

### NAU All-Time Leading Scorers

1. Cameron Jones (07-11).....1,643
2. Kelly Golob (02-06) .....1,550
3. Andy Hurd (82-86).....1,533
4. Ross Land (96-00).....1,525
5. Ruben Boykin, Jr. (04-07).....1,378
6. Dan McClintock (96-00) .....1,363
7. Willie Nash (62-66).....1,351
8. James Plump (66-69) .....1,349
9. Steve Williams (88-92) .....1,341
10. Bill Aaron (56-60) .....1,314
11. Walter Mannon (68-72) .....1,296
12. Ryan McDade (99-03) .....1,284
13. Kyle Landry (04-08) .....1,274
14. Wiley Horton (56-60) .....1,250
15. Nate Payne (72-75) .....1,246
16. David Henson (75-79) .....1,174
17. Don Buttrum (58-62) .....1,161
18. Bill Lewis (52-56) .....1,141
19. Frank Turley (52-56).....1,090
20. Jeff Altman (81-85) .....1,089
21. Casey Frank (95-99) .....1,060
22. David Duane (83-87) .....1,053
23. Stephen Sir (04-07) .....1,044
24. Josh Wilson (05-09) .....1,030
25. Fito Trujillo (51-55).....1,025
26. **Gabe Rogers (2009-12) .....1,015**

### #11 Rogers' Career Bests

Points	31	at Pepperdine (11/28/10)
	29	vs. Eastern Washington (2/16/11)
	27	at Northern Colorado (2/26/11)
	<b>27</b>	<b>at UC Davis (11/18/12)</b>
	26	at CSU-Bakersfield (12/1/10)
	25	vs. Idaho State (2/11/12)
	22	at Northern Colorado (3/8/11)
	<b>22</b>	<b>vs. Jacksonville State (11/23/12)</b>
	<b>22</b>	<b>vs. Loyola Marymount (12/5/12)</b>
	21	at Weber State (2/11/11)
	20	vs. Portland State (2/18/10)
	20	at Sacramento State (2/25/10)
	20	at USC (12/11/10)
	20	vs. Idaho State (1/6/11)
Rebounds	6	at USC (12/11/10)
3-Pointers	7	at Pepperdine (11/28/10)
	6	at USC (12/11/10)
	<b>6</b>	<b>vs. Loyola Marymount (12/5/12)</b>
	5	at Colorado State (12/20/09)
	5	at Creighton (11/14/10)
	5	vs. Idaho State (1/6/11)
	5	at Weber State (2/10/11)
	5	at Northern Colorado (2/26/11)
	<b>5</b>	<b>vs. Montana (12/19/12)</b>
Assists	10	vs. Southwestern (11/13/09)
Blocks	1	at Sacramento State (/24/11)
	1	at Northern Colorado (12/31/11)
Steals	3	vs. Weber State (1/9/10)
	3	at Idaho State (2/13/10)
	3	at Montana State (12/31/10)
	3	vs. Motnana (1/12/12)
	3	at UC Davis (11/18/12)

### #11 Rogers' Season Bests

Points	27	at UC Davis (11/18/12)
Rebounds	4	at UNLV (11/12/12)
Assists	5	vs. Campbell (11/24/12)
Blocks	0	
Steals	3	at UC Davis (11/18/12)

**#21 STALLON SALDIVAR**

G, 6-0, 185, Sr.-3L  
Salt Lake City, Utah (Judge Memorial)

**2012-13 Bob Cousy Award nominee**

**ACADEMIC NOTES:** Majoring in business economics...2010 Golden Eagle Scholar-Athlete recipient...Earned scholar-athlete awards in basketball in high school.

**FUN FACTS:** Played on a sixth-grade AAU team coached by NBA Hall of Famer John Stockton and former Phoenix Sun and Utah Jazz standout Jeff Hornecek.

**CAREER NOTES:** Seen action in 99 games with 68 starts...Recorded 408 assists in his career, ranking fifth on NAU career charts and tied for 17th in Big Sky Conference history...4.2 assists per game average ranks eighth in school history.

**2012-13 (SENIOR):** Bob Cousy Award Preseason Watch candidate...Seen action in 10 games with five starts...Averaging 5.8 points, 4.5 rebounds and 3.5 assists per game...Seventh in the Big Sky in assists and fifth in assist-to-turnover ratio (1.9)...Grabbed a career-high eight rebounds against Montana...Scored a season-high 12 points against Montana State...Added 11 points against Sam Houston State...Had a season-high seven assists against Loyola Marymount.

**2011-12 (JUNIOR):** Bob Cousy Award Candidate; Big Sky Player of the Week (Dec. 19); National Mid-Major Men's Basketball Player of the Week and Big Sky Player of the Week (College Sports Madness, Dec. 19)...Started 26 of 29 games...Averaged career-high 6.7 points per game with 4.9 assists per game, the third-best total in the Big Sky and 66th in Division I...Scored in double digits seven times... Posted seven of nine top scoring games of his career season... Assist-to-turnover ratio of 2.2, second-best total in Big Sky and 45th in Division I...Reset career-high with 24 points at Arizona State...Hit game-winning three-pointer to secure the win with 0.6 seconds left in the game....Named Big Sky Player

of the Week for his performance on Dec. 19...Scored 17 points against Arizona Christian with nine assists...Had eight points in season opener vs. Louisiana...Tied career-high with seven rebounds against Loyola Marymount...Recorded 10 games with seven or more assists.

**NAU SINGLE GAME ASSISTS**

1. Tom DeBerry (75-76) 16 vs. Portland St.
  2. Adam Lopez (00-01) 15 vs. Colgate
  3. Greg Henderson (77-78) 14 vs. Grand Canyon
  3. Harry Payne (86-87) 14 vs. Concordia
  3. Josh Wilson (06-07) 14 at E. Washington
  - 6. Stallon Saldivar (10-11) 13 vs. Idaho State**
  6. Kawika Akina (98-99) 13 vs. St. Bonaventure
  6. Adam Lopez (00-01) 13 at Cal Poly
  6. Kyle Feuerbach (04-05) 13 at Sacramento St.
  6. Josh Wilson (05-06) 13 vs. Portland State
  11. Harry Payne (85-86) 12 vs. Montana State
  12. Harry Payne (86-87) 12 vs. Brooklyn
  - 13. Stallon Saldivar (10-11) 11 vs. Ala. State**
  - 13. Stallon Saldivar (10-11) 11 vs. Montana**
- Five players at 11

**Career Assists**

1. Josh Wilson (05-09) 636
2. Harry Payne (83-87) 435
3. Jeff Altman (81-85) 427
4. Kyle Feuerbach (2001-05) 411
- 5. Stallon Saldivar (2009-Pres.) 408**
6. Adam Lopez (99-02) 334
7. Steve Williams (88-92) 333
8. Tom DeBerry (74-76) 320
9. Ross Land (96-00) 290
10. John Rondeno (92-95) 286
11. Rod Hutchings (96-99, 01) 285

**Career Assist Average**

1. Tom DeBerry (74-76) 6.0
2. Josh Wilson (05-09) 5.4
3. Greg Henderson (77-79) 4.9
4. Kawika Akina (97-99) 4.7
5. Joedy Gardner (79-81) 4.5

- Charles Thomas (95-97) 4.5
- 7. Eric Wade (81-83) 4.4
- 8. Stallon Saldivar (2009-Pres.) 4.1**
- 9. Jeff Altman (81-85) 4.0
- 10. Adam Lopez (99-02) 3.9
- 11. Harry Payne (83-87) 3.9

#21 Saldivar's Career Bests	
Points	24 at Arizona State (12/17/11)
	17 vs. Arizona Christian (11/18/11)
	16 vs. CSU Bakersfield (12/10/11)
	<b>12 vs. Montana State (12/17/12)</b>
	11 vs. Air Force (12/22/10)
	11 vs. Northern New Mexico (11/22/11)
	<b>11 vs. Sam Houston State (12/1/12)</b>
	10 at Kennesaw State (11/22/10)
	10 vs. Pepperdine (12/7/11)
	10 at Idaho State (1/21/12)
	10 vs. Eastern Washington (2/2/12)
Rebounds	<b>8 vs. Montana (12/19/12)</b>
	7 vs. Northern Colorado (1/31/11)
	7 Portland State (3/2/11)
	7 at Loyola Marymount (11/26/11)
	<b>7 at Oregon (11/10/12)</b>
	6 vs. Montana (2/5/11)
	6 at Pepperdine (11/28/10)
	6 at San Francisco (11/12/11)
	<b>6 vs. Campbell (11/24/12)</b>
	<b>6 vs. Loyola Marymount (12/5/12)</b>
3-Pointers	6 at Arizona State (12/17/11)
	2 at San Diego State (11/28/09)
	2 at Kennesaw State (11/22/10)
	2 Four times in 2011-12
Assists	13 vs. Idaho State (1/6/11)
	11 vs. Alabama State (11/16/10)
	11 vs. Montana (2/5/11)
	9 at Pepperdine (11/28/10)
	9 vs. Arizona Christian (11/18/11)
	9 at Arizona State (12/17/11)
	8 at Creighton (11/14/10)
	8 at Portland State (1/22/11)
	8 Portland State (3/2/11)
	8 vs. Northern New Mexico (11/22/11)
	8 vs. Eastern Washington (2/2/12)
	7 Seven times, last vs. Loyola Marymount (12/5/12)
Blocks	1 Three times
Steals	3 Two times, last vs. N. New Mexico (11/22)
Saldivar's Season Bests	
Points	12 vs. Montana State (12/17/12)
	11 vs. Sam Houston State (12/1/12)
Rebounds	8 vs. Montana (12/19/12)
	7 at Oregon (11/10/12)
3-Pointers	1 Five times
Assists	7 vs. Loyola Marymount (12/5/12)
Blocks	0
Steals	2 vs. Loyola Marymount (12/5/12)

**Big Sky All-Time Assist Leaders**

1. Kevin Soares, Nevada (4) 1988-92 116 716
2. Mark Mattos, Weber State (4) 1976-80 110 642
3. Josh Wilson, Northern Arizona (4) 2005-09 117 636
4. Markus Carr, Cal State Northridge (3) 1999-01 91 619
5. Scott Hatler, Montana State (4) 1992-96 111 601
6. Steve Connor, Boise State (4) 1974-78 108 502
7. DaShawn Freeman, Sacramento St. (4) 2002-06 115 501
8. Billy Allen, Nevada (2) 1981-83 57 468
9. Harry Payne, Northern Arizona (4) 1984-87 111 435
- Travis DeCuire, Montana (3) 1992-94 87 435
11. Shane Christensen, Montana (4) 1999-02 109 431
12. Craig Finberg, Montana State (4) 1975-79 83 428
13. Jeff Altman, Northern Arizona (4) 1981-85 107 427
14. Ronn McMahon, E. Washington (3) 1987-90 64 421
15. Scott Zanon, Montana (4) 1983-87 103 411
16. Kyle Feuerbach, Northern Arizona (4) 2001-05 110 411
17. Deon Williams, E. Washington (3) 1997-00 80 408
- 17. Stallon Saldivar, Northern Arizona (4), 2009-12 96 408**
19. Chris Childs, Boise State (4) 1985-89 118 392

**#30 BRYCE GOSAR**

G, 6-1, 178, Fr.-HS  
Phoenix, Ariz. (Sunnyslope)

**ACADEMIC NOTES:** Plans to study physical therapy...Had a 3.6 grade point average and ranked among the top 20 percent in his high school class.

**HIGH SCHOOL:** A 2012 graduate of Sunnyslope High School...Played for Ray Portela...Averaged 21.6 points per games last season in helping the Vikings to a 21-8 record...Named to the 2012 All-Arizona Division II second team as selected by *The Arizona Republic*...Two-time all-region selection...Named to *Arizona Republic's* High School All-Metro first-team in 2011 and 2012... Unanimous selection as Glendale Union High School District Player of the Year in 2011 and 2012...Also chosen to the all-state honorable mention team as selected by the *Arizona Republic*...2011 Judy Dixon Holiday Tournament Most Valuable Player...Two-time Arrowhead Thanksgiving all-tournament team selection...Helped team to 2010 state championship runner-up finish... Named school's most valuable player as a junior and senior and offensive player of the year in 2010 and 2011...Scored career-high 44 points against Washington...Made a career-best 18 free throws in a row...Also was captain and starter on football team in 2011.

**#30 Gosar's Season Bests**

Points	0
Rebounds	1 vs. Sam Houston State (12/1/12)
Assists	1 at UNLV (11/12/12)
Blocks	0
Steals	0

**#1 BLAKE HAMILTON**

G/F, 6-5, 190, Fr.-HS  
Pasadena, Calif. (Pasadena)

**ACADEMIC NOTES:** Plans to study physical therapy...Had a 3.33 grade point average in high school.

**2012-13 (FRESHMAN):** Seen action in seven games for 12.1 minutes per game...Averaging 5.4 points and 1.4 rebounds...Scored a season-high 11 points at Arizona...Sat out Montana State and Montana games.

**HIGH SCHOOL:** A 2012 graduate of Pasadena High School...Played for Tim Tucker...Named a Pasadena Star News All-Area selection after scoring 18.8 points per game, while grabbing 11.7 rebounds with four blocks per game as a senior...Scored 25 points with six rebounds, four steals and three assists in a second round state playoff game, following it up with 22 points in the next contest...Helped his team to the CIF-Southern Section Division 3AAA state title.

**#1 Hamilton's Season Bests**

Points	11	at Arizona (11/28/12)
Rebounds	3	at Arizona (11/28/12)
Assists	3	at UC Davis (11/18/12)
Blocks	1	at UC Davis (11/18/12)
Steals	1	Two times

**#34 JORDYN MARTIN**

F, 6-7, 210, Fr.-HS  
Las Vegas, Nev. (Palo Verde)

**ACADEMIC NOTES:** Major is undecided...Plans to study in the medical field...Earned Scholar Athlete and Principal's Awards and was a member of the Student Council.

**2012-13 (FRESHMAN):** Seen action in 11 games...Averaging 3.1 points and 2.9 rebounds...Scored in seven of 11 games on the season...Notched a season-high six points four times...Had a season-high eight rebounds against Loyola Marymount in 32 minutes...Played a season-high 33 minutes in hometown game at UNLV, scoring six points.

**HIGH SCHOOL:** A 2012 graduate of Palo Verde High School...Played for former NAU player and assistant Jermone Riley...Helped team to the Sunset Regional title game, averaging 11 points and nine rebounds as a senior...Received the Fab 5 Most Valuable Player Award...Named second-team all-conference...Also played volleyball, earning first-team all-conference honors.

**#34 Martin's Season Bests**

Points	6	Four times, last vs. Montana State (12/17/12)
Rebounds	8	vs. Loyola Marymount (12/5/12)
Assists	3	vs. Loyola Marymount (12/5/12)
Blocks	2	vs. Jacksonville State (11/23/12)
Steals	1	Two times

## #12 DEWAYNE RUSSELL

G, 5-11, 155, Fr.-HS  
Peoria, Ariz. (Peoria)

**ACADEMIC NOTES:** Major is undecided...Posted a 3.0 grade point average.

**2012-13 (FRESHMAN):** Seen action in all 11 games with 10 starts...Averaging 16.4 points per game and 3.8 assists...Ranks first in the Big Sky in scoring and ninth among all freshmen in Division I (as of 12/24)...Ranks among top 15 in the Big Sky in eight different categories...Shooting 44.5 percent from the field and 36.7 percent from beyond the arc...Scored in double figures in all 11 games...Had a season-high 25 points at UC Davis, earning Big Sky Player of the Week for his performance...Went 8-for-12 from the field with five three-pointers, six assists and two steals...Strong season at the line, making 48-of-56 attempts for 85.7 percent to rank seventh in the Big Sky and 79th in Division I (As of 12/24).

**HIGH SCHOOL:** A 2012 graduate of Peoria High School...Named *The Arizona Republic's* Big School (Divisions I-II) Boys Basketball Player of the Year and to the All-Arizona Division II first-team...Averaged an Arizona-best 27 points per game to lead his team to a 27-3 record and state Division II title under coach Michael Serwa...Also averaged 5.4 assists, 3.9 rebounds and 3.8 steals while making 66 percent of his three-pointers on the season...

### #12 Russell's Season Bests

Points	25	at UC Davis (11/18/12)
	23	vs. Loyola Marymount (12/5/12)
	22	vs. Sam Houston State (12/1/12)
Rebounds	8	vs. Montana State (12/17/12)
Assists	6	vs. Loyola Marymount (12/5/12)
Blocks	1	Three times
Steals	4	vs. Loyola Marymount (12/5/12)

## LEN SPRINGS

F/C, 6-10, 220, Jr.-Tr  
Compton, Calif. (La. Trade Tech.)

**ACADEMIC NOTES:** Plans to study business...Posted a 3.0 grade point average.

**2012-13:** Redshirting.

**PRIOR TO NAU:** Transfer from Los Angeles Trade Technical College...Averaged six points, 11 rebounds and three blocks as a sophomore for Coach Richard Wells...Played his freshman season at El Camino College...Played in nine games, posting averages of 2.9 points, 4.3 rebounds and 1.2 blocks per game.

**HIGH SCHOOL:** A 2010 graduate of Susan Miller Dorsey High School...Scored seven points per game and grabbed 13 rebounds per contest under the direction of Kevin Gibson.

### Top Scoring Freshmen in Division I (As of 12/24)

1.	Anthony Bennett, UNLV	19.5
2.	Shabazz Mohammad, UCLA	18.8
3.	Jordan Adams, UCLA	18.2
4.	John Brown, High Point	18.1
5.	Jahii Carson, Arizona State	17.9
6.	Jordan Reed, Binghamton	17.4
7.	Shawn Long, La-Lafayette	17.1
8.	Ben McLemore, Kansas	16.5
8.	Lester Wilson, ETSU	16.5
9.	DeWayne Russell, NAU	16.4

**2012-13 Northern Arizona Basketball**  
**Northern Arizona Combined Team Statistics (as of Dec 21, 2012)**  
**All games**

<b>RECORD:</b>	<b>OVERALL</b>	<b>HOME</b>	<b>AWAY</b>	<b>NEUTRAL</b>
ALL GAMES	4-7	2-2	1-4	1-1
CONFERENCE	1-1	1-1	0-0	0-0
NON-CONFERENCE	3-6	1-1	1-4	1-1

#	Player	gp-gs	min	avg	Total		3-Point		F-Throw		Rebounds				pf	dq	a	to	blk	stl	pts	avg		
					fg-fga	fg%	3fg-fga	3fg%	ft-fa	ft%	off	def	tot	avg										
12	RUSSELL, DeWayne	11-10	364	33.1	57-128	.445	18-49	.367	48-56	.857	5	33	38	3.5	19	0	42	35	3	21	180	16.4		
11	ROGERS, Gabe	11-11	372	33.8	57-179	.318	33-102	.324	19-22	.864	4	22	26	2.4	16	0	23	35	0	14	166	15.1		
33	JACOBSEN, Max	11-4	255	23.2	36-58	.621	0-0	.000	15-23	.652	25	30	55	5.0	25	0	11	17	8	10	87	7.9		
20	BEWERNICK, Gaellan	10-10	245	24.5	28-55	.509	1-5	.200	7-16	.438	20	34	54	5.4	21	0	10	15	4	7	64	6.4		
21	SALDIVAR, Stallon	10-5	267	26.7	20-55	.364	6-23	.261	12-17	.706	6	39	45	4.5	15	0	35	18	0	6	58	5.8		
01	HAMILTON, Blake	7-0	85	12.1	14-33	.424	2-6	.333	8-14	.571	2	8	10	1.4	11	0	5	7	1	2	38	5.4		
02	DUNN, Michael	11-8	255	23.2	15-49	.306	6-24	.250	13-18	.722	2	30	32	2.9	31	0	23	18	2	11	49	4.5		
42	EKANEM, Ephraim	11-7	137	12.5	17-34	.500	0-0	.000	4-10	.400	6	17	23	2.1	19	0	1	5	7	2	38	3.5		
34	MARTIN, Jordyn	11-0	167	15.2	16-26	.615	0-1	.000	2-5	.400	12	20	32	2.9	24	0	7	8	4	2	34	3.1		
23	FLORES, Luis	5-0	24	4.8	4-6	.667	3-5	.600	0-0	.000	0	1	1	0.2	0	0	1	2	0	2	11	2.2		
40	OLAYINKA, Ben	5-0	44	8.8	5-8	.625	0-0	.000	0-2	.000	4	1	5	1.0	7	0	1	3	3	0	10	2.0		
10	HEINE, Chris	4-0	5	1.3	1-1	1.000	0-0	.000	0-0	.000	0	0	0	0.0	0	0	0	0	0	0	2	0.5		
50	WAHL, Nick	1-0	0	0.0	0-0	.000	0-0	.000	0-0	.000	0	0	0	0.0	0	0	0	0	0	0	0	0.0		
30	GOSAR, Bryce	4-0	5	1.3	0-1	.000	0-1	.000	0-0	.000	0	1	1	0.3	1	0	1	1	0	0	0	0.0		
Team											19	20	39											
Total.....		11	2225		270-633	.427	69-216	.319	128-183	.699	105	256	361	32.8	189	0	160	166	32	77	737	67.0		
Opponents.....		11	2225		305-650	.469	87-239	.364	157-226	.695	127	293	420	38.2	188	-	170	157	41	91	854	77.6		

<b>TEAM STATISTICS</b>	<b>NAU</b>	<b>OPP</b>	<b>Date</b>	<b>Opponent</b>	<b>Score</b>	<b>Att.</b>
SCORING	737	854	11/10/12	at Oregon	L 73-83	5768
Points per game	67.0	77.6	11/12/12	at UNLV	L 54-92	18187
Scoring margin	-10.6	-	11/18/12	at UC Davis	W 85-82	1345
FIELD GOALS-ATT	270-633	305-650	11/23/12	vs Jacksonville State	L 48-50	0
Field goal pct	.427	.469	11/24/12	vs Campbell	W 70-62	0
3 POINT FG-ATT	69-216	87-239	11/28/12	at Arizona	L 50-93	13003
3-point FG pct	.319	.364	12/1/12	SAM HOUSTON STATE	W 77-60	1807
3-pt FG made per game	6.3	7.9	12/5/12	LOYOLA MARYMOUNT	Lot 86-92	1245
FREE THROWS-ATT	128-183	157-226	* 12/17/12	MONTANA STATE	W 87-80	712
Free throw pct	.699	.695	* 12/19/12	MONTANA	L 56-62	664
F-Throws made per game	11.6	14.3	12/21/12	at Colorado	L 51-98	10034
REBOUNDS	361	420	* - Conference game			
Rebounds per game	32.8	38.2				
Rebounding margin	-5.4	-				
ASSISTS	160	170				
Assists per game	14.5	15.5				
TURNOVERS	166	157				
Turnovers per game	15.1	14.3				
Turnover margin	-0.8	-				
Assist/turnover ratio	1.0	1.1				
STEALS	77	91				
Steals per game	7.0	8.3				
BLOCKS	32	41				
Blocks per game	2.9	3.7				
ATTENDANCE	4428	48337				
Home games-Avg/Game	4-1107	5-9667				
Neutral site-Avg/Game	-	2-0				

<b>Score by Periods</b>	<b>1st</b>	<b>2nd</b>	<b>OT</b>	<b>Totals</b>
Northern Arizona	365	366	6	737
Opponents	418	424	12	854

**2012-13 Northern Arizona Basketball**  
**Northern Arizona Team Game-by-Game Comparison (as of Dec 21, 2012)**  
**All games**

Opponent	1st	2nd	Score	Mar	Total FG	FG Pct	3-Pointers	3FG Pct	Free Throws	FT Pct	Rebounds	Assist	T/Over	Block	Steal	Fouls
Oregon	35/45	38/38	73-83	(10)	29-70/28-58	.414/.483	10-29/5-15	.345/.333	5-10/22-32	.500/.688	36/43 (7)	16/12	16/18	2/3	7/8	24/11
UNLV	23/45	31/47	54-92	(38)	15-60/33-66	.250/.500	5-21/9-27	.238/.333	19-24/17-21	.792/.810	29/51 (22)	9/24	18/17	0/8	6/11	19/22
UC Davis	51/42	34/40	85-82	+3	33-66/30-63	.500/.476	10-25/9-27	.400/.333	9-12/13-19	.750/.684	33/36 (3)	19/18	11/13	7/3	9/6	15/14
Jacksonville State	19/31	29/19	48-50	(2)	16-35/15-46	.457/.326	2-7/2-10	.286/.200	14-20/18-28	.700/.643	28/31 (3)	8/5	20/14	5/3	4/10	23/19
Campbell	39/28	31/34	70-62	+8	29-52/25-61	.558/.410	7-19/5-23	.368/.217	5-10/7-9	.500/.778	34/29 +5	19/12	13/10	0/0	4/5	8/13
Arizona	26/39	24/54	50-93	(43)	20-55/30-52	.364/.577	5-17/12-21	.294/.571	5-9/21-28	.556/.750	27/39 (12)	8/22	15/11	3/5	8/8	21/13
SAM HOUSTON STATE	34/25	43/35	77-60	+17	26-55/22-68	.473/.324	7-19/4-25	.368/.160	18-22/12-15	.818/.800	37/44 (7)	19/9	11/13	5/3	8/5	16/18
LOYOLA MARYMOUNT	38/49	42/31	86-92	(6)	34-71/32-64	.479/.500	7-22/14-25	.318/.560	11-17/14-21	.647/.667	41/36 +5	22/18	12/14	2/3	10/8	17/19
MONTANA STATE	46/28	41/52	87-80	+7	30-54/27-60	.556/.450	3-12/9-26	.250/.346	24-35/17-25	.686/.680	40/28 +12	20/13	19/17	4/5	7/9	21/25
MONTANA	33/29	23/33	56-62	(6)	19-54/23-52	.352/.442	6-18/7-20	.333/.350	12-17/9-13	.706/.692	34/38 (4)	14/13	15/14	1/4	7/8	14/18
Colorado	21/57	30/41	51-98	(47)	19-61/40-60	.311/.667	7-27/11-20	.259/.550	6-7/7-15	.857/.467	22/45 (23)	6/24	16/16	3/4	7/13	11/16

Note: Game totals are displayed in the format TEAM/OPPONENT for each category



**2012-13 Northern Arizona Basketball**  
**Northern Arizona Team Game-by-Game (as of Dec 21, 2012)**  
**All games**

TEAM STATISTICS

Opponent	Date	Score		Total		3-Pointers		Free throws		Rebounds				pf	a	t/o	blk	stl	pts	avg
				fg-fga	pct	3fg-fga	pct	ft-fa	pct	off	def	tot	avg							
at Oregon	11/10/12	73-83	L	29-70	.414	10-29	.345	5-10	.500	13	23	36	36.0	24	16	16	2	7	73	73.0
at UNLV	11/12/12	54-92	L	15-60	.250	5-21	.238	19-24	.792	9	20	29	32.5	19	9	18	0	6	54	63.5
at UC Davis	11/18/12	85-82	W	33-66	.500	10-25	.400	9-12	.750	11	22	33	32.7	15	19	11	7	9	85	70.7
vs Jacksonville State	11/23/12	48-50	L	16-35	.457	2-7	.286	14-20	.700	8	20	28	31.5	23	8	20	5	4	48	65.0
vs Campbell	11/24/12	70-62	W	29-52	.558	7-19	.368	5-10	.500	7	27	34	32.0	8	19	13	0	4	70	66.0
at Arizona	11/28/12	50-93	L	20-55	.364	5-17	.294	5-9	.556	7	20	27	31.2	21	8	15	3	8	50	63.3
SAM HOUSTON STATE	12/1/12	77-60	W	26-55	.473	7-19	.368	18-22	.818	7	30	37	32.0	16	19	11	5	8	77	65.3
LOYOLA MARYMOUNT	12/5/12	86-92	Lot	34-71	.479	7-22	.318	11-17	.647	16	25	41	33.1	17	22	12	2	10	86	67.9
MONTANA STATE	12/17/12	87-80	W	30-54	.556	3-12	.250	24-35	.686	12	28	40	33.9	21	20	19	4	7	87	70.0
MONTANA	12/19/12	56-62	L	19-54	.352	6-18	.333	12-17	.706	8	26	34	33.9	14	14	15	1	7	56	68.6
at Colorado	12/21/12	51-98	L	19-61	.311	7-27	.259	6-7	.857	7	15	22	32.8	11	6	16	3	7	51	67.0
Northern Arizona		737		270-633	.427	69-216	.319	128-183	.699	105	256	361	32.8	189	160	166	32	77	737	67.0
Opponents		854		305-650	.469	87-239	.364	157-226	.695	127	293	420	38.2	188	170	157	41	91	854	77.6

Games played: 11  
Points/game: 67.0  
FG Pct: 42.7  
3FG Pct: 31.9  
FT Pct: 69.9

Rebounds/game: 32.8  
Assists/game: 14.5  
Turnovers/game: 15.1  
Assist/turnover ratio: 1.0  
Steals/game: 7.0  
Blocks/game: 2.9

**2012-13 Northern Arizona Basketball**  
**Northern Arizona Points-Rebounds-Assists (as of Dec 21, 2012)**  
**All games**

Opponent	Date	Score		01	02	10	11	12	20	21
				HAMILTON,B	DUNN,MICHA	HEINE,CHRI	ROGERS,GAB	RUSSELL,DE	BEWERNICK,	SALDIVAR,S
at Oregon	11/10/12	73-83	L	4-2-0	13-5-2	DNP	8-3-4	15-2-3	7-4-1	8-7-4
at UNLV	11/12/12	54-92	L	6-1-0	11-5-4	0-0-0	13-4-0	16-1-3	DNP	0-1-0
at UC Davis	11/18/12	85-82	w	8-0-3	2-5-3	DNP	27-2-2	25-4-6	5-7-2	DNP
vs Jacksonville State	11/23/12	48-50	L	0-1-0	0-2-0	DNP	22-2-1	10-4-3	4-4-2	2-4-2
vs Campbell	11/24/12	70-62	w	DNP	3-4-5	DNP	13-3-5	13-3-5	13-9-0	5-6-4
at Arizona	11/28/12	50-93	L	11-3-2	0-2-1	0-0-0	7-1-2	13-6-1	6-5-1	4-1-0
SAM HOUSTON STATE	12/1/12	77-60	w	2-1-0	7-4-4	2-0-0	19-3-2	22-4-4	4-12-1	11-3-5
LOYOLA MARYMOUNT	12/5/12	86-92	L	7-2-0	6-1-4	DNP	22-3-0	23-5-6	7-4-0	5-6-7
MONTANA STATE	12/17/12	87-80	w	DNP	2-3-0	DNP	11-1-3	16-8-5	13-4-2	12-4-6
MONTANA	12/19/12	56-62	L	DNP	5-1-0	DNP	16-1-3	12-0-4	5-4-0	4-8-5
at Colorado	12/21/12	51-98	L	DNP	0-0-0	0-0-0	8-3-1	15-1-2	0-1-1	7-5-2

Opponent	Date	Score		23	30	33	34	40	42	50
				FLORES,LUI	GOSAR,BRYC	JACOBSEN,M	MARTIN,JOR	OLAYINKA,B	EKANEM,EPH	WAHL,NICK
at Oregon	11/10/12	73-83	L	0-0-1	DNP	10-5-0	4-2-0	DNP	4-5-1	0-0-0
at UNLV	11/12/12	54-92	L	0-0-0	0-0-1	2-3-0	6-5-1	DNP	0-1-0	DNP
at UC Davis	11/18/12	85-82	w	DNP	DNP	6-3-3	0-1-0	DNP	12-7-0	DNP
vs Jacksonville State	11/23/12	48-50	L	DNP	DNP	0-4-0	2-0-0	0-2-0	8-0-0	DNP
vs Campbell	11/24/12	70-62	w	DNP	DNP	11-3-0	6-2-0	4-2-0	2-0-0	DNP
at Arizona	11/28/12	50-93	L	2-1-0	0-0-0	5-2-1	0-0-0	2-0-0	0-3-0	DNP
SAM HOUSTON STATE	12/1/12	77-60	w	0-0-0	0-1-0	3-3-1	6-2-2	DNP	1-2-0	DNP
LOYOLA MARYMOUNT	12/5/12	86-92	L	DNP	DNP	10-10-2	4-8-3	DNP	2-0-0	DNP
MONTANA STATE	12/17/12	87-80	w	DNP	DNP	22-9-2	6-5-1	2-0-1	3-1-0	DNP
MONTANA	12/19/12	56-62	L	DNP	DNP	8-7-2	0-4-0	DNP	6-3-0	DNP
at Colorado	12/21/12	51-98	L	9-0-0	0-0-0	10-6-0	0-3-0	2-1-0	0-1-0	DNP

**2012-13 Northern Arizona Basketball**  
**Northern Arizona Individual Game-by-Game (as of Dec 21, 2012)**  
**All games**

**#01 HAMILTON, Blake**

Opponent	Date	gs	min	Total		3-Pointers		Free throws		Rebounds				pf	a	t/o	blk	stl	pts	avg
				fg-fga	pct	3fg-fga	pct	ft-fa	pct	off	def	tot	avg							
at Oregon	11/10/12		12	1-4	.250	1-1	1.000	1-2	.500	0	2	2	2.0	2	0	3	0	0	4	4.0
at UNLV	11/12/12		20	2-13	.154	0-2	.000	2-4	.500	1	0	1	1.5	2	0	1	0	1	6	5.0
at UC Davis	11/18/12		18	3-7	.429	0-2	.000	2-3	.667	0	0	0	1.0	2	3	2	1	1	8	6.0
vs Jacksonville State	11/23/12		6	0-0	.000	0-0	.000	0-0	.000	0	1	1	1.0	1	0	1	0	0	0	4.5
at Arizona	11/28/12		13	4-5	.800	1-1	1.000	2-4	.500	0	3	3	1.4	2	2	0	0	0	11	5.8
SAM HOUSTON STATE	12/1/12		8	1-1	1.000	0-0	.000	0-0	.000	1	0	1	1.3	1	0	0	0	0	2	5.2
LOYOLA MARYMOUNT	12/5/12		8	3-3	1.000	0-0	.000	1-1	1.000	0	2	2	1.4	1	0	0	0	0	7	5.4
<b>Totals</b>		<b>0</b>	<b>85</b>	<b>14-33</b>	<b>.424</b>	<b>2-6</b>	<b>.333</b>	<b>8-14</b>	<b>.571</b>	<b>2</b>	<b>8</b>	<b>10</b>	<b>1.4</b>	<b>11</b>	<b>5</b>	<b>7</b>	<b>1</b>	<b>2</b>	<b>38</b>	<b>5.4</b>

Games played: 7  
 Minutes/game: 12.1  
 Points/game: 5.4  
 FG Pct: 42.4  
 3FG Pct: 33.3  
 FT Pct: 57.1

Rebounds/game: 1.4  
 Assists/game: 0.7  
 Turnovers/game: 1.0  
 Assist/turnover ratio: 0.7  
 Steals/game: 0.3  
 Blocks/game: 0.1

**#02 DUNN, Michael**

Opponent	Date	gs	min	Total		3-Pointers		Free throws		Rebounds				pf	a	t/o	blk	stl	pts	avg
				fg-fga	pct	3fg-fga	pct	ft-fa	pct	off	def	tot	avg							
at Oregon	11/10/12	*	31	4-13	.308	3-9	.333	2-4	.500	0	5	5	5.0	4	2	1	1	1	13	13.0
at UNLV	11/12/12	*	35	3-6	.500	1-3	.333	4-5	.800	0	5	5	5.0	2	4	3	0	2	11	12.0
at UC Davis	11/18/12	*	35	1-6	.167	0-3	.000	0-0	.000	1	4	5	5.0	4	3	0	0	1	2	8.7
vs Jacksonville State	11/23/12	*	13	0-1	.000	0-0	.000	0-0	.000	0	2	2	4.3	4	0	4	0	1	0	6.5
vs Campbell	11/24/12	*	30	1-3	.333	1-1	1.000	0-0	.000	0	4	4	4.2	0	5	2	0	0	3	5.8
at Arizona	11/28/12	*	20	0-4	.000	0-2	.000	0-0	.000	0	2	2	3.8	4	1	2	0	0	0	4.8
SAM HOUSTON STATE	12/1/12	*	20	2-3	.667	1-1	1.000	2-2	1.000	0	4	4	3.9	3	4	1	0	2	7	5.1
LOYOLA MARYMOUNT	12/5/12	*	19	1-4	.250	0-1	.000	4-6	.667	1	0	1	3.5	4	4	0	0	1	6	5.3
MONTANA STATE	12/17/12		25	1-2	.500	0-1	.000	0-0	.000	0	3	3	3.4	3	0	3	1	1	2	4.9
MONTANA	12/19/12		18	2-4	.500	0-1	.000	1-1	1.000	0	1	1	3.2	2	0	2	0	1	5	4.9
at Colorado	12/21/12		9	0-3	.000	0-2	.000	0-0	.000	0	0	0	2.9	1	0	0	0	1	0	4.5
<b>Totals</b>		<b>8</b>	<b>255</b>	<b>15-49</b>	<b>.306</b>	<b>6-24</b>	<b>.250</b>	<b>13-18</b>	<b>.722</b>	<b>2</b>	<b>30</b>	<b>32</b>	<b>2.9</b>	<b>31</b>	<b>23</b>	<b>18</b>	<b>2</b>	<b>11</b>	<b>49</b>	<b>4.5</b>

Games played: 11  
 Minutes/game: 23.2  
 Points/game: 4.5  
 FG Pct: 30.6  
 3FG Pct: 25.0  
 FT Pct: 72.2

Rebounds/game: 2.9  
 Assists/game: 2.1  
 Turnovers/game: 1.6  
 Assist/turnover ratio: 1.3  
 Steals/game: 1.0  
 Blocks/game: 0.2

**#10 HEINE, Chris**

Opponent	Date	gs	min	Total		3-Pointers		Free throws		Rebounds				pf	a	t/o	blk	stl	pts	avg
				fg-fga	pct	3fg-fga	pct	ft-fa	pct	off	def	tot	avg							
at UNLV	11/12/12		1	0-0	.000	0-0	.000	0-0	.000	0	0	0	0.0	0	0	0	0	0	0	0.0
at Arizona	11/28/12		1	0-0	.000	0-0	.000	0-0	.000	0	0	0	0.0	0	0	0	0	0	0	0.0
SAM HOUSTON STATE	12/1/12		1	1-1	1.000	0-0	.000	0-0	.000	0	0	0	0.0	0	0	0	0	0	2	0.7
at Colorado	12/21/12		2	0-0	.000	0-0	.000	0-0	.000	0	0	0	0.0	0	0	0	0	0	0	0.5
<b>Totals</b>		<b>0</b>	<b>5</b>	<b>1-1</b>	<b>1.000</b>	<b>0-0</b>	<b>.000</b>	<b>0-0</b>	<b>.000</b>	<b>0</b>	<b>0</b>	<b>0</b>	<b>0.0</b>	<b>0</b>	<b>0</b>	<b>0</b>	<b>0</b>	<b>0</b>	<b>2</b>	<b>0.5</b>

Games played: 4  
 Minutes/game: 1.3  
 Points/game: 0.5  
 FG Pct: 100.0

**2012-13 Northern Arizona Basketball**  
**Northern Arizona Individual Game-by-Game (as of Dec 21, 2012)**  
**All games**

**#11 ROGERS, Gabe**

Opponent	Date	gs	min	Total		3-Pointers		Free throws		Rebounds				pf	a	t/o	blk	stl	pts	avg	
				fg-fga	pct	3fg-fga	pct	ft-fa	pct	off	def	tot	avg								
at Oregon	11/10/12	*	33	3-13	.231	2-9	.222	0-0	.000	1	2	3	3.0	3	4	5	0	2	8	8.0	
at UNLV	11/12/12	*	33	4-21	.190	3-11	.273	2-2	1.000	0	4	4	3.5	1	0	2	0	0	13	10.5	
at UC Davis	11/18/12	*	37	10-23	.435	4-11	.364	3-4	.750	1	1	2	3.0	0	2	3	0	3	27	16.0	
vs Jacksonville State	11/23/12	*	39	6-15	.400	2-5	.400	8-8	1.000	0	2	2	2.8	1	1	3	0	0	22	17.5	
vs Campbell	11/24/12	*	34	5-15	.333	3-9	.333	0-0	.000	0	3	3	2.8	0	5	4	0	2	13	16.6	
at Arizona	11/28/12	*	26	3-11	.273	1-5	.200	0-0	.000	0	1	1	2.5	2	2	0	0	1	7	15.0	
SAM HOUSTON STATE	12/1/12	*	34	7-23	.304	4-13	.308	1-1	1.000	1	2	3	2.6	2	2	3	0	1	19	15.6	
LOYOLA MARYMOUNT	12/5/12	*	41	8-21	.381	6-15	.400	0-0	.000	0	3	3	2.6	0	0	3	0	1	22	16.4	
MONTANA STATE	12/17/12	*	25	4-14	.286	1-6	.167	2-3	.667	0	1	1	2.4	4	3	4	0	2	11	15.8	
MONTANA	12/19/12	*	37	5-13	.385	5-11	.455	1-2	.500	0	1	1	2.3	1	3	2	0	1	16	15.8	
at Colorado	12/21/12	*	33	2-10	.200	2-7	.286	2-2	1.000	1	2	3	2.4	2	1	6	0	1	8	15.1	
<b>Totals</b>			<b>11</b>	<b>372</b>	<b>57-179</b>	<b>.318</b>	<b>33-102</b>	<b>.324</b>	<b>19-22</b>	<b>.864</b>	<b>4</b>	<b>22</b>	<b>26</b>	<b>2.4</b>	<b>16</b>	<b>23</b>	<b>35</b>	<b>0</b>	<b>14</b>	<b>166</b>	<b>15.1</b>

Games played: 11  
Minutes/game: 33.8  
Points/game: 15.1  
FG Pct: 31.8  
3FG Pct: 32.4  
FT Pct: 86.4

Rebounds/game: 2.4  
Assists/game: 2.1  
Turnovers/game: 3.2  
Assist/turnover ratio: 0.7  
Steals/game: 1.3

**#12 RUSSELL, DeWayne**

Opponent	Date	gs	min	Total		3-Pointers		Free throws		Rebounds				pf	a	t/o	blk	stl	pts	avg	
				fg-fga	pct	3fg-fga	pct	ft-fa	pct	off	def	tot	avg								
at Oregon	11/10/12		19	6-12	.500	3-5	.600	0-0	.000	0	2	2	2.0	0	3	4	0	2	15	15.0	
at UNLV	11/12/12	*	38	3-9	.333	1-3	.333	9-9	1.000	0	1	1	1.5	4	3	6	0	1	16	15.5	
at UC Davis	11/18/12	*	35	8-12	.667	5-8	.625	4-4	1.000	0	4	4	2.3	4	6	1	0	2	25	18.7	
vs Jacksonville State	11/23/12	*	38	3-7	.429	0-1	.000	4-4	1.000	0	4	4	2.8	1	3	3	0	2	10	16.5	
vs Campbell	11/24/12	*	37	5-11	.455	2-6	.333	1-2	.500	0	3	3	2.8	3	5	2	0	1	13	15.8	
at Arizona	11/28/12	*	34	5-15	.333	2-6	.333	1-1	1.000	2	4	6	3.3	1	1	4	1	2	13	15.3	
SAM HOUSTON STATE	12/1/12	*	31	6-10	.600	1-3	.333	9-10	.900	0	4	4	3.4	0	4	0	1	2	22	16.3	
LOYOLA MARYMOUNT	12/5/12	*	39	9-16	.563	1-3	.333	4-4	1.000	0	5	5	3.6	1	6	3	1	4	23	17.1	
MONTANA STATE	12/17/12	*	37	3-7	.429	1-3	.333	9-13	.692	3	5	8	4.1	2	5	3	0	2	16	17.0	
MONTANA	12/19/12	*	28	3-14	.214	1-4	.250	5-7	.714	0	0	0	3.7	3	4	5	0	1	12	16.5	
at Colorado	12/21/12	*	28	6-15	.400	1-7	.143	2-2	1.000	0	1	1	3.5	0	2	4	0	2	15	16.4	
<b>Totals</b>			<b>10</b>	<b>364</b>	<b>57-128</b>	<b>.445</b>	<b>18-49</b>	<b>.367</b>	<b>48-56</b>	<b>.857</b>	<b>5</b>	<b>33</b>	<b>38</b>	<b>3.5</b>	<b>19</b>	<b>42</b>	<b>35</b>	<b>3</b>	<b>21</b>	<b>180</b>	<b>16.4</b>

Games played: 11  
Minutes/game: 33.1  
Points/game: 16.4  
FG Pct: 44.5  
3FG Pct: 36.7  
FT Pct: 85.7

Rebounds/game: 3.5  
Assists/game: 3.8  
Turnovers/game: 3.2  
Assist/turnover ratio: 1.2  
Steals/game: 1.9  
Blocks/game: 0.3

**2012-13 Northern Arizona Basketball**  
**Northern Arizona Individual Game-by-Game (as of Dec 21, 2012)**  
**All games**

**#20 BEWERNICK, Gaellan**

Opponent	Date	gs	min	Total		3-Pointers		Free throws		Rebounds				pf	a	t/o	blk	stl	pts	avg	
				fg-fga	pct	3fg-fga	pct	ft-fta	pct	off	def	tot	avg								
at Oregon	11/10/12	*	20	3-5	.600	0-1	.000	1-2	.500	3	1	4	4.0	3	1	1	0	1	7	7.0	
at UC Davis	11/18/12	*	34	2-6	.333	1-1	1.000	0-1	.000	4	3	7	5.5	0	2	2	3	0	5	6.0	
vs Jacksonville State	11/23/12	*	25	2-3	.667	0-0	.000	0-2	.000	2	2	4	5.0	4	2	0	0	0	4	5.3	
vs Campbell	11/24/12	*	33	6-9	.667	0-1	.000	1-2	.500	1	8	9	6.0	1	0	0	0	0	13	7.3	
at Arizona	11/28/12	*	29	3-6	.500	0-0	.000	0-0	.000	2	3	5	5.8	1	1	1	0	2	6	7.0	
SAM HOUSTON STATE	12/1/12	*	23	2-3	.667	0-0	.000	0-0	.000	3	9	12	6.8	2	1	2	0	1	4	6.5	
LOYOLA MARYMOUNT	12/5/12	*	14	3-5	.600	0-0	.000	1-1	1.000	4	0	4	6.4	4	0	2	0	1	7	6.6	
MONTANA STATE	12/17/12	*	25	5-8	.625	0-1	.000	3-5	.600	0	4	4	6.1	4	2	2	1	1	13	7.4	
MONTANA	12/19/12	*	24	2-7	.286	0-0	.000	1-3	.333	1	3	4	5.9	2	0	2	0	1	5	7.1	
at Colorado	12/21/12	*	18	0-3	.000	0-1	.000	0-0	.000	0	1	1	5.4	0	1	3	0	0	0	6.4	
Totals			10	245	28-55	.509	1-5	.200	7-16	.438	20	34	54	5.4	21	10	15	4	7	64	6.4

Games played: 10  
Minutes/game: 24.5  
Points/game: 6.4  
FG Pct: 50.9  
3FG Pct: 20.0  
FT Pct: 43.8

Rebounds/game: 5.4  
Assists/game: 1.0  
Turnovers/game: 1.5  
Assist/turnover ratio: 0.7  
Steals/game: 0.7  
Blocks/game: 0.4

**#21 SALDIVAR, Stallon**

Opponent	Date	gs	min	Total		3-Pointers		Free throws		Rebounds				pf	a	t/o	blk	stl	pts	avg	
				fg-fga	pct	3fg-fga	pct	ft-fta	pct	off	def	tot	avg								
at Oregon	11/10/12	*	30	3-7	.429	1-3	.333	1-2	.500	1	6	7	7.0	4	4	1	0	0	8	8.0	
at UNLV	11/12/12	*	6	0-1	.000	0-0	.000	0-0	.000	0	1	1	4.0	0	0	0	0	0	0	4.0	
vs Jacksonville State	11/23/12		24	1-3	.333	0-1	.000	0-0	.000	1	3	4	4.0	0	2	2	0	0	2	3.3	
vs Campbell	11/24/12		20	2-3	.667	1-2	.500	0-0	.000	0	6	6	4.5	0	4	0	0	0	5	3.8	
at Arizona	11/28/12		24	1-3	.333	1-3	.333	1-2	.500	0	1	1	3.8	1	0	4	0	0	4	3.8	
SAM HOUSTON STATE	12/1/12		30	3-7	.429	1-2	.500	4-5	.800	1	2	3	3.7	1	5	2	0	1	11	5.0	
LOYOLA MARYMOUNT	12/5/12		27	2-8	.250	0-3	.000	1-2	.500	1	5	6	4.0	3	7	2	0	2	5	5.0	
MONTANA STATE	12/17/12	*	33	3-5	.600	1-1	1.000	5-6	.833	1	3	4	4.0	2	6	4	0	1	12	5.9	
MONTANA	12/19/12	*	37	2-7	.286	0-2	.000	0-0	.000	1	7	8	4.4	3	5	3	0	1	4	5.7	
at Colorado	12/21/12	*	36	3-11	.273	1-6	.167	0-0	.000	0	5	5	4.5	1	2	0	0	1	7	5.8	
Totals			5	267	20-55	.364	6-23	.261	12-17	.706	6	39	45	4.5	15	35	18	0	6	58	5.8

Games played: 10  
Minutes/game: 26.7  
Points/game: 5.8  
FG Pct: 36.4  
3FG Pct: 26.1  
FT Pct: 70.6

Rebounds/game: 4.5  
Assists/game: 3.5  
Turnovers/game: 1.8  
Assist/turnover ratio: 1.9  
Steals/game: 0.6

**2012-13 Northern Arizona Basketball**  
**Northern Arizona Individual Game-by-Game (as of Dec 21, 2012)**  
**All games**

**#23 FLORES, Luis**

Opponent	Date	gs	min	Total		3-Pointers		Free throws		Rebounds				pf	a	t/o	blk	stl	pts	avg
				fg-fga	pct	3fg-fga	pct	ft-fa	pct	off	def	tot	avg							
at Oregon	11/10/12		5	0-1	.000	0-1	.000	0-0	.000	0	0	0	0.0	0	1	0	0	1	0	0.0
at UNLV	11/12/12		5	0-0	.000	0-0	.000	0-0	.000	0	0	0	0.0	0	0	2	0	0	0	0.0
at Arizona	11/28/12		2	1-1	1.000	0-0	.000	0-0	.000	0	1	1	0.3	0	0	0	0	0	2	0.7
SAM HOUSTON STATE	12/1/12		1	0-0	.000	0-0	.000	0-0	.000	0	0	0	0.3	0	0	0	0	0	0	0.5
at Colorado	12/21/12		11	3-4	.750	3-4	.750	0-0	.000	0	0	0	0.2	0	0	0	0	1	9	2.2
<b>Totals</b>		<b>0</b>	<b>24</b>	<b>4-6</b>	<b>.667</b>	<b>3-5</b>	<b>.600</b>	<b>0-0</b>	<b>.000</b>	<b>0</b>	<b>1</b>	<b>1</b>	<b>0.2</b>	<b>0</b>	<b>1</b>	<b>2</b>	<b>0</b>	<b>2</b>	<b>11</b>	<b>2.2</b>

Games played: 5  
Minutes/game: 4.8  
Points/game: 2.2  
FG Pct: 66.7  
3FG Pct: 60.0

Rebounds/game: 0.2  
Assists/game: 0.2  
Turnovers/game: 0.4  
Assist/turnover ratio: 0.5  
Steals/game: 0.4

**#30 GOSAR, Bryce**

Opponent	Date	gs	min	Total		3-Pointers		Free throws		Rebounds				pf	a	t/o	blk	stl	pts	avg
				fg-fga	pct	3fg-fga	pct	ft-fa	pct	off	def	tot	avg							
at UNLV	11/12/12		1	0-1	.000	0-1	.000	0-0	.000	0	0	0	0.0	1	1	0	0	0	0	0.0
at Arizona	11/28/12		2	0-0	.000	0-0	.000	0-0	.000	0	0	0	0.0	0	0	1	0	0	0	0.0
SAM HOUSTON STATE	12/1/12		1	0-0	.000	0-0	.000	0-0	.000	0	1	1	0.3	0	0	0	0	0	0	0.0
at Colorado	12/21/12		1	0-0	.000	0-0	.000	0-0	.000	0	0	0	0.3	0	0	0	0	0	0	0.0
<b>Totals</b>		<b>0</b>	<b>5</b>	<b>0-1</b>	<b>.000</b>	<b>0-1</b>	<b>.000</b>	<b>0-0</b>	<b>.000</b>	<b>0</b>	<b>1</b>	<b>1</b>	<b>0.3</b>	<b>1</b>	<b>1</b>	<b>1</b>	<b>0</b>	<b>0</b>	<b>0</b>	<b>0.0</b>

Games played: 4  
Minutes/game: 1.3  
FG Pct: 0.0  
3FG Pct: 0.0

Rebounds/game: 0.3  
Assists/game: 0.3  
Turnovers/game: 0.3  
Assist/turnover ratio: 1.0

**#33 JACOBSEN, Max**

Opponent	Date	gs	min	Total		3-Pointers		Free throws		Rebounds				pf	a	t/o	blk	stl	pts	avg
				fg-fga	pct	3fg-fga	pct	ft-fa	pct	off	def	tot	avg							
at Oregon	11/10/12		23	5-8	.625	0-0	.000	0-0	.000	3	2	5	5.0	3	0	1	0	0	10	10.0
at UNLV	11/12/12		20	1-4	.250	0-0	.000	0-0	.000	3	0	3	4.0	4	0	0	0	1	2	6.0
at UC Davis	11/18/12		18	3-4	.750	0-0	.000	0-0	.000	1	2	3	3.7	1	3	2	2	2	6	6.0
vs Jacksonville State	11/23/12	*	13	0-0	.000	0-0	.000	0-0	.000	0	4	4	3.8	3	0	2	0	0	0	4.5
vs Campbell	11/24/12		19	4-5	.800	0-0	.000	3-4	.750	1	2	3	3.6	2	0	3	0	1	11	5.8
at Arizona	11/28/12		23	2-4	.500	0-0	.000	1-2	.500	2	0	2	3.3	2	1	3	1	2	5	5.7
SAM HOUSTON STATE	12/1/12		17	1-2	.500	0-0	.000	1-2	.500	1	2	3	3.3	3	1	1	1	1	3	5.3
LOYOLA MARYMOUNT	12/5/12		35	5-10	.500	0-0	.000	0-2	.000	5	5	10	4.1	1	2	0	1	1	10	5.9
MONTANA STATE	12/17/12	*	29	9-12	.750	0-0	.000	4-6	.667	4	5	9	4.7	3	2	1	2	0	22	7.7
MONTANA	12/19/12	*	27	2-3	.667	0-0	.000	4-4	1.000	1	6	7	4.9	1	2	1	0	1	8	7.7
at Colorado	12/21/12	*	31	4-6	.667	0-0	.000	2-3	.667	4	2	6	5.0	2	0	3	1	1	10	7.9
<b>Totals</b>		<b>4</b>	<b>255</b>	<b>36-58</b>	<b>.621</b>	<b>0-0</b>	<b>.000</b>	<b>15-23</b>	<b>.652</b>	<b>25</b>	<b>30</b>	<b>55</b>	<b>5.0</b>	<b>25</b>	<b>11</b>	<b>17</b>	<b>8</b>	<b>10</b>	<b>87</b>	<b>7.9</b>

Games played: 11  
Minutes/game: 23.2  
Points/game: 7.9  
FG Pct: 62.1  
FT Pct: 65.2

Rebounds/game: 5.0  
Assists/game: 1.0  
Turnovers/game: 1.5  
Assist/turnover ratio: 0.6  
Steals/game: 0.9  
Blocks/game: 0.7

**2012-13 Northern Arizona Basketball**  
**Northern Arizona Individual Game-by-Game (as of Dec 21, 2012)**  
**All games**

**#34 MARTIN, Jordyn**

Opponent	Date	gs	min	Total		3-Pointers		Free throws		Rebounds				pf	a	t/o	blk	stl	pts	avg	
				fg-fga	pct	3fg-fga	pct	ft-fa	pct	off	def	tot	avg								
at Oregon	11/10/12		10	2-2	1.000	0-0	.000	0-0	.000	1	1	2	2.0	2	0	0	1	0	4	4.0	
at UNLV	11/12/12		33	2-5	.400	0-1	.000	2-4	.500	1	4	5	3.5	3	1	2	0	1	6	5.0	
at UC Davis	11/18/12		5	0-0	.000	0-0	.000	0-0	.000	1	0	1	2.7	2	0	0	0	0	0	3.3	
vs Jacksonville State	11/23/12		11	1-1	1.000	0-0	.000	0-0	.000	0	0	0	2.0	4	0	2	2	0	2	3.0	
vs Campbell	11/24/12		5	3-3	1.000	0-0	.000	0-0	.000	2	0	2	2.0	1	0	1	0	0	6	3.6	
at Arizona	11/28/12		9	0-0	.000	0-0	.000	0-0	.000	0	0	0	1.7	4	0	0	0	1	0	3.0	
SAM HOUSTON STATE	12/1/12		14	3-4	.750	0-0	.000	0-0	.000	0	2	2	1.7	1	2	1	1	0	6	3.4	
LOYOLA MARYMOUNT	12/5/12		32	2-3	.667	0-0	.000	0-1	.000	4	4	8	2.5	2	3	1	0	0	4	3.5	
MONTANA STATE	12/17/12		14	3-3	1.000	0-0	.000	0-0	.000	1	4	5	2.8	2	1	1	0	0	6	3.8	
MONTANA	12/19/12		17	0-0	.000	0-0	.000	0-0	.000	0	4	4	2.9	2	0	0	0	0	0	3.4	
at Colorado	12/21/12		17	0-5	.000	0-0	.000	0-0	.000	2	1	3	2.9	1	0	0	0	0	0	3.1	
<b>Totals</b>			<b>0</b>	<b>167</b>	<b>16-26</b>	<b>.615</b>	<b>0-1</b>	<b>.000</b>	<b>2-5</b>	<b>.400</b>	<b>12</b>	<b>20</b>	<b>32</b>	<b>2.9</b>	<b>24</b>	<b>7</b>	<b>8</b>	<b>4</b>	<b>2</b>	<b>34</b>	<b>3.1</b>

Games played: 11  
Minutes/game: 15.2  
Points/game: 3.1  
FG Pct: 61.5  
3FG Pct: 0.0  
FT Pct: 40.0

Rebounds/game: 2.9  
Assists/game: 0.6  
Turnovers/game: 0.7  
Assist/turnover ratio: 0.9  
Steals/game: 0.2  
Blocks/game: 0.4

**#40 OLAYINKA, Ben**

Opponent	Date	gs	min	Total		3-Pointers		Free throws		Rebounds				pf	a	t/o	blk	stl	pts	avg	
				fg-fga	pct	3fg-fga	pct	ft-fa	pct	off	def	tot	avg								
vs Jacksonville State	11/23/12		9	0-0	.000	0-0	.000	0-0	.000	2	0	2	2.0	1	0	2	2	0	0	0.0	
vs Campbell	11/24/12		11	2-2	1.000	0-0	.000	0-2	.000	2	0	2	2.0	1	0	1	0	0	4	2.0	
at Arizona	11/28/12		5	1-1	1.000	0-0	.000	0-0	.000	0	0	0	1.3	0	0	0	0	0	2	2.0	
MONTANA STATE	12/17/12		8	1-2	.500	0-0	.000	0-0	.000	0	0	0	1.0	1	1	0	0	0	2	2.0	
at Colorado	12/21/12		11	1-3	.333	0-0	.000	0-0	.000	0	1	1	1.0	4	0	0	1	0	2	2.0	
<b>Totals</b>			<b>0</b>	<b>44</b>	<b>5-8</b>	<b>.625</b>	<b>0-0</b>	<b>.000</b>	<b>0-2</b>	<b>.000</b>	<b>4</b>	<b>1</b>	<b>5</b>	<b>1.0</b>	<b>7</b>	<b>1</b>	<b>3</b>	<b>3</b>	<b>0</b>	<b>10</b>	<b>2.0</b>

Games played: 5  
Minutes/game: 8.8  
Points/game: 2.0  
FG Pct: 62.5  
FT Pct: 0.0

Rebounds/game: 1.0  
Assists/game: 0.2  
Turnovers/game: 0.6  
Assist/turnover ratio: 0.3  
Blocks/game: 0.6

**#42 EKANEM, Ephraim**

Opponent	Date	gs	min	Total		3-Pointers		Free throws		Rebounds				pf	a	t/o	blk	stl	pts	avg	
				fg-fga	pct	3fg-fga	pct	ft-fa	pct	off	def	tot	avg								
at Oregon	11/10/12	*	17	2-5	.400	0-0	.000	0-0	.000	3	2	5	5.0	3	1	0	0	0	4	4.0	
at UNLV	11/12/12	*	8	0-0	.000	0-0	.000	0-0	.000	0	1	1	3.0	2	0	2	0	0	0	2.0	
at UC Davis	11/18/12	*	18	6-8	.750	0-0	.000	0-0	.000	2	5	7	4.3	2	0	1	1	0	12	5.3	
vs Jacksonville State	11/23/12		22	3-5	.600	0-0	.000	2-6	.333	0	0	0	3.3	4	0	0	1	1	8	6.0	
vs Campbell	11/24/12	*	11	1-1	1.000	0-0	.000	0-0	.000	0	0	0	2.6	0	0	0	0	0	2	5.2	
at Arizona	11/28/12	*	12	0-5	.000	0-0	.000	0-0	.000	0	3	3	2.7	4	0	0	1	0	0	4.3	
SAM HOUSTON STATE	12/1/12	*	20	0-1	.000	0-0	.000	1-2	.500	0	2	2	2.6	3	0	1	2	0	1	3.9	
LOYOLA MARYMOUNT	12/5/12	*	10	1-1	1.000	0-0	.000	0-0	.000	0	0	0	2.3	1	0	0	0	0	2	3.6	
MONTANA STATE	12/17/12		4	1-1	1.000	0-0	.000	1-2	.500	1	0	1	2.1	0	0	1	0	0	3	3.6	
MONTANA	12/19/12		12	3-6	.500	0-0	.000	0-0	.000	0	3	3	2.2	0	0	0	1	1	6	3.8	
at Colorado	12/21/12		3	0-1	.000	0-0	.000	0-0	.000	0	1	1	2.1	0	0	0	1	0	0	3.5	
<b>Totals</b>			<b>7</b>	<b>137</b>	<b>17-34</b>	<b>.500</b>	<b>0-0</b>	<b>.000</b>	<b>4-10</b>	<b>.400</b>	<b>6</b>	<b>17</b>	<b>23</b>	<b>2.1</b>	<b>19</b>	<b>1</b>	<b>5</b>	<b>7</b>	<b>2</b>	<b>38</b>	<b>3.5</b>

Games played: 11  
Minutes/game: 12.5  
Points/game: 3.5  
FG Pct: 50.0  
FT Pct: 40.0

Rebounds/game: 2.1  
Assists/game: 0.1  
Turnovers/game: 0.5  
Assist/turnover ratio: 0.2  
Steals/game: 0.2  
Blocks/game: 0.6

**2012-13 Northern Arizona Basketball**  
**Northern Arizona Individual Game-by-Game (as of Dec 21, 2012)**  
**All games**

**#50 WAHL, Nick**

Opponent	Date	gs	min	Total		3-Pointers		Free throws		Rebounds				pf	a	t/o	blk	stl	pts	avg
				fg-fga	pct	3fg-fga	pct	ft-fa	pct	off	def	tot	avg							
at Oregon	11/10/12		0	0-0	.000	0-0	.000	0-0	.000	0	0	0	0.0	0	0	0	0	0	0	0.0
<b>Totals</b>		0	0	0-0	.000	0-0	.000	0-0	.000	0	0	0	0.0	0	0	0	0	0	0	0.0

Games played: 1

**#TM TEAM**

Opponent	Date	gs	min	Total		3-Pointers		Free throws		Rebounds				pf	a	t/o	blk	stl	pts	avg
				fg-fga	pct	3fg-fga	pct	ft-fa	pct	off	def	tot	avg							
at Oregon	11/10/12		0	0-0	.000	0-0	.000	0-0	.000	1	0	1	1.0	0	0	0	0	0	0	0.0
at UNLV	11/12/12		0	0-0	.000	0-0	.000	0-0	.000	4	4	8	4.5	0	0	0	0	0	0	0.0
at UC Davis	11/18/12		0	0-0	.000	0-0	.000	0-0	.000	1	3	4	4.3	0	0	0	0	0	0	0.0
vs Jacksonville State	11/23/12		0	0-0	.000	0-0	.000	0-0	.000	3	2	5	4.5	0	0	1	0	0	0	0.0
vs Campbell	11/24/12		0	0-0	.000	0-0	.000	0-0	.000	1	1	2	4.0	0	0	0	0	0	0	0.0
at Arizona	11/28/12		0	0-0	.000	0-0	.000	0-0	.000	1	2	3	3.8	0	0	0	0	0	0	0.0
SAM HOUSTON STATE	12/1/12		0	0-0	.000	0-0	.000	0-0	.000	0	2	2	3.6	0	0	0	0	0	0	0.0
LOYOLA MARYMOUNT	12/5/12		0	0-0	.000	0-0	.000	0-0	.000	1	1	2	3.4	0	0	1	0	0	0	0.0
MONTANA STATE	12/17/12		0	0-0	.000	0-0	.000	0-0	.000	2	3	5	3.6	0	0	0	0	0	0	0.0
MONTANA	12/19/12		0	0-0	.000	0-0	.000	0-0	.000	5	1	6	3.8	0	0	0	0	0	0	0.0
at Colorado	12/21/12		0	0-0	.000	0-0	.000	0-0	.000	0	1	1	3.5	0	0	0	0	0	0	0.0
<b>Totals</b>		0	0	0-0	.000	0-0	.000	0-0	.000	19	20	39	3.5	0	0	2	0	0	0	0.0

Games played: 11

Rebounds/game: 3.5  
Turnovers/game: 0.2



Official Basketball Box Score -- Game Totals -- Final Statistics  
 Northern Arizona vs Colorado  
 12/21/12 6:32 p.m. at Boulder, Colo. (Coors Events Center)

Northern Arizona 51 • 4-6

##	Player	f	Total		3-Ptr		Rebounds			PF	TP	A	TO	Blk	Stl	Min
			FG-FGA	FT-FTA	FG-FGA	FT-FTA	Off	Def	Tot							
20	BEWERNICK, Gaellan	f	0-3	0-0	0-1	0-0	0	1	1	0	0	1	3	0	0	18
33	JACOBSEN, Max	f	4-6	2-3	0-0	2-3	4	2	6	2	10	0	3	1	1	31
11	ROGERS, Gabe	g	2-10	2-2	2-7	2-2	1	2	3	2	8	1	6	0	1	33
12	RUSSELL, DeWayne	g	6-15	2-2	1-7	2-2	0	1	1	0	15	2	4	0	2	28
21	SALDIVAR, Stallon	g	3-11	0-0	1-6	0-0	0	5	5	1	7	2	0	0	1	36
02	DUNN, Michael		0-3	0-0	0-2	0-0	0	0	0	1	0	0	0	0	1	9
10	HEINE, Chris		0-0	0-0	0-0	0-0	0	0	0	0	0	0	0	0	0	2
23	FLORES, Luis		3-4	0-0	3-4	0-0	0	0	0	0	9	0	0	0	1	11
30	GOSAR, Bryce		0-0	0-0	0-0	0-0	0	0	0	0	0	0	0	0	0	1
34	MARTIN, Jordyn		0-5	0-0	0-0	0-0	2	1	3	1	0	0	0	0	0	17
40	OLAYINKA, Ben		1-3	0-0	0-0	0-0	0	1	1	4	2	0	0	1	0	11
42	EKANEM, Ephraim		0-1	0-0	0-0	0-0	0	1	1	0	0	0	0	1	0	3
Team							0	1	1							
Totals			19-61	6-7	7-27	6-7	7	15	22	11	51	6	16	3	7	200

FG % 1st Half: 9-32 28.1% 2nd half: 10-29 34.5% Game: 19-61 31.1% Deadball Rebounds 0  
 3FG % 1st Half: 3-16 18.8% 2nd half: 4-11 36.4% Game: 7-27 25.9%  
 FT % 1st Half: 0-0 0.0% 2nd half: 6-7 85.7% Game: 6-7 85.7%

Colorado 98 • 9-2

##	Player	f	Total		3-Ptr		Rebounds			PF	TP	A	TO	Blk	Stl	Min
			FG-FGA	FT-FTA	FG-FGA	FT-FTA	Off	Def	Tot							
21	Roberson, Andre	f	4-5	1-2	1-1	1-2	1	7	8	1	10	3	0	1	2	24
40	Scott, Josh	f	5-7	0-0	1-1	0-0	1	3	4	1	11	3	2	2	0	23
00	Booker, Askia	g	8-9	0-1	1-2	0-1	0	4	4	1	17	1	0	0	2	18
23	Chen, Sabatino	g	3-4	0-2	0-0	0-2	1	2	3	1	6	3	1	0	1	17
25	Dinwiddie, Spencer	g	6-9	2-2	1-2	2-2	1	5	6	1	15	5	3	0	4	16
02	Johnson, Xavier		6-7	2-3	3-3	2-3	1	3	4	2	17	1	2	0	0	23
03	Talton, Xavier		2-4	0-0	2-3	0-0	1	1	2	2	6	2	2	0	0	20
05	Stalzer, Eli		0-3	0-0	0-3	0-0	1	2	3	5	0	3	1	0	0	21
14	Gamble, Beau		1-3	0-0	1-3	0-0	0	0	0	0	3	1	0	0	0	5
15	Harris-Tunks, Shane		1-3	1-2	0-0	1-2	1	1	2	1	3	0	1	1	1	9
31	Adams, Jeremy		3-5	1-3	1-2	1-3	0	1	1	1	8	1	1	0	2	16
32	Mills, Ben		1-1	0-0	0-0	0-0	0	5	5	0	2	1	2	0	1	8
Team							1	2	3				1			
Totals			40-60	7-15	11-20	7-15	9	36	45	16	98	24	16	4	13	200

FG % 1st Half: 25-35 71.4% 2nd half: 15-25 60.0% Game: 40-60 66.7% Deadball Rebounds 4  
 3FG % 1st Half: 6-10 60.0% 2nd half: 5-10 50.0% Game: 11-20 55.0%  
 FT % 1st Half: 1-7 14.3% 2nd half: 6-8 75.0% Game: 7-15 46.7%


Officials: Chris Rastatter, Dick Cartmell, Tommy Nunez  
 Technical fouls: Northern Arizona-None. Colorado-None.  
 Attendance: 10034  
 Colorado G Eli Stalzer Fouled Out With 16.2 Remaining In The Game

Score by periods	1st	2nd	Total
Northern Arizona	21	30	51
Colorado	57	41	98


	In	Off	2nd	Fast	
Points	Paint	T/O	Chance	Break	Bench
NAU	16	17	0	4	11
COLO	48	19	10	12	39

Last FG - NAU 2nd-00:44, COLO 2nd-01:13.  
 Largest lead - NAU None, COLO by 53 2nd-06:03.

Score tied - 1 time.  
 Lead changed - 0 times.




**#1**  
**Blake Hamilton**  
 G/E, 6-5, 190, Fr.-HS



**#2**  
**Michael Dunn**  
 G, 6-0, 180, Sr.-2L



**#10**  
**Chris Heine**  
 G, 6-1, 175, So.-1L



**#11**  
**Gabe Rogers**  
 G, 6-2, 175, Sr.-3L\*



**#12**  
**DeWayne Russell**  
 G, 5-11, 155, Fr.-HS



**#20**  
**Gaellan Bewernick**  
 F, 6-6, 215, So.-1L




**#21**  
**Stallon Saldivar**  
 G, 6-0, 185, Sr.-3L



**#23**  
**Luis Flores**  
 F, 6-3, 175, Jr.-2L\*



**#30**  
**Bryce Gosar**  
 G, 6-1, 178, Fr.-HS




**#32**  
**Len Springs**  
 F/C, 6-10, 220, Jr.-TR



**#33**  
**Max Jacobsen**  
 F, 6-8, 230, Jr.-1L\*



**#34**  
**Jordyn Martin**  
 F, 6-7, 210, Fr.-HS



**#40**  
**Ben Olayinka**  
 F, 6-7, 218, Sr.-1L



**#42**  
**Ephraim Ekanem**  
 F, 6-7, 230, Sr.-1L




**Jack Murphy**  
 Head Coach



**Matt Dunn**  
 Assistant Coach



**Al La Rocque**  
 Assistant Coach



**Vic Siera**  
 Assistant Coach



**Che Jones**  
 Graduate Assistant



**Landon Hughey**  
 Director of Basketball  
 Operations