



2016-17 MEN'S BASKETBALL GAME NOTES

PEPPERDINE

WAVES GO FOR FOURTH STRAIGHT HOME WIN VS. COUGARS

2016-17 SCHEDULE/RESULTS

Date	Opponent (TV/Video)	Time/Score
11/11	Cal Poly (TheW.tv)	W 77-68
11/15	Weber State (TheW.tv)	W 69-68
11/17	Life Pacific (TheW.tv)	W 85-79
11/21	# vs. Central Michigan	L 77-88
11/22	# vs. Little Rock	W 66-65
11/23	# vs. St. Bonaventure	L 63-89
11/27	Portland State (TheW.tv)	L 85-91
12/3	Belmont (TheW.tv)	L 77-85
12/7	at Long Beach State	L 66-75
12/11	at USC (Pac-12 Network)	L 67-93
12/20	at Louisiana	L 64-90
12/22	at Montana	L 70-71
12/29	* at #7 Gonzaga (TheW.tv)	L 62-92
12/31	* at Portland (TheW.tv)	L 60-73
1/5	* Loyola Marymount (TheW.tv)	W 71-70
1/7	* San Diego (SSN)	L 68-76
1/12	* at Pacific (TheW.tv)	L 74-79
1/14	* Santa Clara (SSN)	L 61-75
1/19	* at BYU (BYUtv)	L 70-99
1/21	* at #23 Saint Mary's (SSN)	L 65-85
1/26	* Portland (SSN)	W 78-60
1/28	* #3 Gonzaga (ESPN2)	L 49-96
2/2	* at San Francisco (TheW.tv)	L 56-77
2/4	* Pacific (TheW.tv)	W 82-72
2/9	* BYU (ESPNU)	8 p.m.
2/11	* at San Diego (SSN)	6 p.m.
2/16	* at Santa Clara (TheW.tv)	7 p.m.
2/18	* at Loyola Marymount (SSN)	3 p.m.
2/23	* Saint Mary's (TheW.tv)	7 p.m.
2/25	* San Francisco (SSN)	1 p.m.
3/3-7	% at WCC Championships	TBA

* West Coast Conference game
 # Lone Star Showcase (Cedar Park, Texas)
 % WCC Championships (Las Vegas, Nev.)
 Home games in **bold**.
 SSN = Spectrum SportsNet

PEPPERDINE ATHLETIC COMMUNICATIONS

Assistant A.D. Roger Horne
 E-Mail roger.horne@pepperdine.edu
 Office 310-506-4455
 Cell 805-279-4551



PEPPERDINE WAVES

2016-17 Record..... 7-17
 WCC Record..... 3-9
 Home Record..... 6-5
 Head Coach..... Marty Wilson
 Website..... www.PepperdineWaves.com
 Twitter @PeppBasketball

WAVEPOINTS

- Pepperdine has won three straight at home against BYU.
- **Lamond Murray Jr.**, the reigning WCC Player of the Week, leads the conference in scoring (20.7 ppg). He needs four points to become the first Wave with back-to-back 500-point seasons since 2005. He's scored at least 22 points in eight of the last nine games.
- In addition to becoming the Waves' all-time leader in assists, **Jeremy Major** is three three-pointers away from the top five.
- Freshmen **Knox Hellums** (five three-pointers) and **Elijah Lee** (season-high 10 points) are coming off big games.
- The Waves have nine available scholarship players and have lost 73 player-games due to injury/illness this season.

PEPPERDINE VS. BRIGHAM YOUNG

Date Thursday, February 9, 2017
 Site Firestone Fieldhouse
 Malibu, California
 Time..... 8 p.m.
 TV ESPNU
 Audio WaveCasts
 Series BYU leads 11-8
 Last Meeting Cougars 99, Waves 70
 1/19/2017 in Provo, Utah



BYU COUGARS

2016-17 Record..... 17-8
 WCC Record 8-4
 Away Record 2-3
 Head Coach..... Dave Rose
 Website..... www.BYUCougars.com
 Twitter @BYUbasketball

MATCHUP

Pepperdine		BYU
69.2	Points/Game	81.9
79.8	Opp. Points/Game	72.7
-10.6	Scoring Margin	+9.2
.449	FG%	.461
.480	Opp. FG%	.401
.368	3FG%	.342
.405	Opp. 3FG%	.310
.630	FT%	.730
34.1	Rebounds/Game	42.8
-2.2	Rebounding Margin	+5.8
13.5	Assists/Game	16.4
13.1	Turnovers/Game	13.6
-2.7	Turnover Margin	-1.4



LAST GAME'S STARTING LINEUP

#	Name	Pos.	Ht.	Wt.	Cl.	Hometown	PPG	RPG	APG
3	Jeremy Major	G	5-11	175	Sr.	Pasadena, Calif.	12.0	3.2	3.7
14	Chris Reyes	F	6-7	235	Sr.*	La Verne, Calif.	13.9	8.0	2.3
23	Jonathan Allen	G	6-4	200	Sr.	Nashville, Tenn.	1.4	1.1	0.4
30	Lamond Murray Jr.	G	6-5	200	Sr.	Los Angeles, Calif.	20.7	5.9	1.3
31	Nolan Taylor	F	6-7	250	Fr.	Keller, Texas	5.0	3.2	0.5

RESERVES

1	Elijah Lee	G	5-10	155	Fr.	Houston, Texas	4.1	2.0	2.6
12	Nate Gehring	C	6-10	225	So.*	Waukee, Iowa	3.0	3.0	0.3
15	Caleb Martin	G	6-2	190	Fr.	Los Angeles, Calif.	0.0	0.7	0.0
21	Knox Hellums	G	6-5	195	Fr.	Tomball, Texas	5.0	1.2	0.3
24	Craig LeCesne	F	6-9	225	Fr.	Oxie, Sweden	3.6	2.8	0.9
34	Kevin Hempy	F	6-6	200	Sr.	Santa Barbara, Calif.	0.5	0.8	0.1
44	Ryan Keenan	C	6-10	240	So.*	Woodbury, Minn.	1.2	0.9	0.1

UNAVAILABLE

0	Amadi Udenyi	G	6-1	195	Sr.	Oakland, Calif.	6.7	2.8	5.3
2	Eric Cooper Jr.	G	6-3	195	Jr.	Ontario, Calif.			(redshirting)
10	Kenneth Arrick II	G	5-11	165	Fr.	Scottsdale, Ariz.			(redshirting)
20	Kameron Edwards	F	6-6	215	So.	Rancho Cucamonga, Calif.	—	—	—
32	Kaijoe Yee-Stephens	G	6-1	190	Fr.	Santa Cruz, Calif.	1.3	0.3	0.0



QUICK FACTS

Location..... Malibu, Calif. 90263
 Founded..... 1937 (Malibu Campus 1972)
 Enrollment..... 8,000 (3,000 undergraduate)
 Nickname..... Waves
 Colors..... Blue and Orange
 Conference..... West Coast
 Home Court..... Firestone Fieldhouse
 capacity..... 3,104
 opened..... 1973
 President..... Andrew K. Benton
 Athletic Director..... Dr. Steve Potts
 Athletic Department phone..... (310) 506-4150
 Ticket Office phone..... (866) WAVE-TIX

MEN'S BASKETBALL STAFF

Head Coach..... Marty Wilson (6th season)
 alma mater..... Pepperdine '89
 Assoc. Head Coach..... Mark Amaral (6th season)
 alma mater..... College of Idaho '90
 Assoc. Head Coach..... Bryant Moore (6th season)
 alma mater..... Texas Tech '93
 Assistant Coach..... John Impelman (4th season)
 alma mater..... Occidental '08
 Director of Basketball Operations..... Jon Pastorek
 Graduate Manager..... Sam Stapleton
 Office Phone..... (310) 506-4161

MEN'S BASKETBALL HISTORY

2015-16 Overall Record..... 18-14
 2015-16 Conference Record..... 10-8 (4th)
 2015-16 Postseason..... WCC semifinals
 CBI first round
 Starters Returning/Lost..... 3/2
 Letterwinners Returning/Lost..... 6/10
 Redshirts/Others Returning..... 1
 Newcomers..... 10 (7 freshmen/3 transfers)

All-Time Record (entering 2016-17)..... 1,203-1,036
 seasons..... 78
 first season..... 1938-39
 All-Time WCC Record (entering 2016-17)..... 425-425
 seasons..... 61
 first season..... 1955-56
 NCAA Championships Appearances..... 13
 last..... 2002
 WCC Regular-Season Championships..... 12
 last..... 2002
 WCC Tournament Championships..... 3
 last..... 1994

ATHLETIC COMMUNICATIONS

Director/MBKB Contact..... Roger Horne
 office phone..... (310) 506-4455
 cell phone..... (805) 279-4551
 e-mail..... roger.horne@pepperdine.edu
 Assistant Dir..... Jacob Breems
 office phone..... (310) 506-4333
 e-mail..... jacob.breems@pepperdine.edu
 Assistant Dir..... Sarah Otteman
 office phone..... (310) 506-4160
 e-mail..... sarah.otteman@pepperdine.edu
 Assistant Dir./Video..... Olivia Arns
 office phone..... (310) 506-4703
 e-mail..... olivia.arns@pepperdine.edu
 Address..... 24255 Pacific Coast Highway
 Malibu, Calif. 90263
 Press Row phone..... (310) 456-5050

Website..... www.PepperdineWaves.com
 Twitter..... @PeppBasketball
 @PepperdineWaves
 Facebook..... /PeppBasketball
 /PepperdineWaves

MALIBU, California — The Pepperdine men's basketball team has won three straight at home against BYU, and the short-handed Waves will try to find a way to push that streak to four on Thursday night in Firestone Fieldhouse.

Thursday's matchup features the top two scorers in the West Coast Conference, the Waves' **Lamond Murray Jr.** (20.7 ppg) and the Cougars' Eric Mika (20.6 ppg). Murray has scored at least 22 points in eight of the last nine games, and he was named the WCC's Player of the Week on Monday after averaging 24.0 points and 8.5 rebounds in the last two games.

The Waves, without two starters and down to nine available scholarship players, will play the following three games on the road, beginning Saturday at San Diego.

GAME #25 — Thursday (February 9) at Firestone Fieldhouse in Malibu, California: Pepperdine (7-17, 3-9) vs. BYU (17-8, 8-4) at 8 p.m.

GAME #26 — Saturday (February 11) at the Jenny Craig Pavilion in San Diego, California: Pepperdine at San Diego (11-13, 4-8, hosts Pacific on Thursday) at 6 p.m.

TICKETS — BYU is a premium game. Only single lower reserved seats are available at \$25 each, while upper reserved or general admission tickets are \$20 each. Tickets can be purchased through the Pepperdine ticket office (866-WAVE-TIX) or online via pepperdinesports.ticketforce.com.

WAVECASTS — Fans can listen to the BYU and San Diego games online via WaveCasts at PepperdineWaves.com. Veteran play-by-play man Al Epstein, a 2015 Pepperdine Athletics Hall of Fame inductee, will be behind the microphone (now in his 32nd season, this will be his 965th consecutive broadcast for the Waves).

WATCH — The BYU game will be shown on ESPNU and streamed on WatchESPN. This is a remote production and announcers Drew Fellios and Sean Harrington will call the game from Orlando, Florida ... The San Diego game will be shown locally on Spectrum SportsNet and elsewhere on CSN California, ROOT Northwest and ROOT Rocky Mountain. Out-of-market fans can watch on TheW.tv. Steve Quis and Dan Dickau will call the game.

SOCIAL MEDIA — On Twitter, get the latest news at @PeppBasketball and follow our coaches at @MartyWilson4, @CoachMarkAmaral, @Coach_BMoore and @jimpelman. You can also like Pepperdine Men's Basketball (/PeppBasketball) on Facebook, and both PepperdineHoops and PepperdineWaves on Instagram.

COMPETING WITH PURPOSE — The Pepperdine University Department of Athletics is committed to Christian values, to the academic well-being of all our student-athletes and to competing for championships. The Competing With Purpose campaign highlights the commitment to our core values that we dedicate ourselves to daily. Learn more about our exceptional student-athletes on the Competing With Purpose blog at www.PepperdineWaves.com/purpose.

BYU — BYU leads the all-time series, 11-8. The Waves have won three consecutive home games in the series, and posted four wins over the Cougars in the previous three seasons. The series is 7-4 in the Cougars' favor since they joined the WCC, including a BYU victory in the first meeting this season.

The Cougars have alternated wins and losses over the last five games and are coming off a 73-62 home win over Portland. BYU is 2-3 in road games this season. After Eric Mika, T.J. Haws is averaging 14.3 points and Nick Emery is at 13.0.

LAST TIME VS. BYU — Back on January 19 at the Marriott Center ... **Jeremy Major** became the program's all-time leader in assists, but the Waves suffered a 99-70 defeat at BYU. The Waves were outshot 52.1% to 40.6% and outrebounded 55-32. Pepperdine played well for much of the first half and trailed just 28-27 with six minutes left. But the Cougars went into the break with a 51-35 lead and kept its run up in the second half. **Lamond Murray Jr.** scored a game-high 23 points and **Chris Reyes** had a double-double with 15 points and 11 rebounds.

SAN DIEGO — Pepperdine leads the all-time series with San Diego, 62-42. The Waves have won six of the last eight meetings, including three straight in San Diego. The Waves

CAREER RECORDS LISTS

POINTS

No.	Name	Points
1.	Stacy Davis (2013-16)	1,786
2.	Dane Suttle (1980-83)	1,701
3.	Dana Jones (1991-94)	1,677
4.	Eric White (1984-87)	1,672
5.	Geoff Lear (1989-92)	1,644

15.	Mychel Thompson (2008-11)	1,413
16.	Dick Skophammer (1973-76)	1,412
17.	Doug Christie (1990-92)	1,392
18.	Keion Bell (2009-11)	1,365
19.	Sterling Forbes (1958-60)	1,349
20.	Lamond Murray Jr. (2014-present)	1,326
21.	Glen McGowan (2001-05)	1,314
22.	Lorne Jackson (2009-13)	1,297
23.	Steve Ebey (1966-68)	1,282
24.	Terrance Johnson (2002-04)	1,277
25.	Dwayne Polee (1984-86)	1,274
26.	Alex Acker (2003-05)	1,273
27.	Kelvin Gibbs (1998-01)	1,251
28.	Bryan Hill (1994-98)	1,193
29.	Steve Sims (1969-71)	1,176
30.	Brandon Armstrong (2000-01)	1,175
31.	Jeremy Major (2014-present)	1,159
32.	Bill Sadler (1981-83)	1,135
33.	Ricardo Brown (1979-80)	1,124
34.	Marcos Leite (1974-76)	1,119
35.	Pete Fogo (1942-47)	1,106

THREE-POINTERS

No.	Name	3FGM
1.	Craig Davis (1987-90)	274
2.	Damin Lopez (1990-84)	239
3.	Terrance Johnson (2002-04)	221
4.	Mychel Thompson (2008-11)	192
5.	Craig Lewis (1999-02)	151
6.	Jeremy Major (2014-present)	148
7.	Kingsley Costain (2005-07)	146
8.	Lorne Jackson (2009-13)	144
9.	Brandon Armstrong (2000-01)	142
10.	Tom Lewis (1988-90)	132

ASSISTS

No.	Name	Assists
1.	Jeremy Major (2014-present)	463
2.	Mark Wilson (1981-84)	450
3.	Jon Korfas (1984-86)	438
4.	Doug Christie (1990-92)	395
5.	Tezale Archie (1996-00)	379
6.	Dane Suttle (1980-83)	372
7.	Ricardo Brown (1979-80)	365
8.	Damin Lopez (1990-94)	363
9.	Bryan Parker (1993-94)	357
10.	Marty Wilson (1985-89)	342
--	Amadi Udenyi (2014-present)	331

STEALS

No.	Name	Steals
1.	Dana Jones (1991-94)	211
2.	Craig Davis (1987-90)	172
3.	Doug Christie (1990-92)	168
4.	Lorne Jackson (2009-13)	159
5.	Jeremy Major (2014-present)	148
6.	Mychel Thompson (2008-11)	145
7.	Kelvin Gibbs (1998-01)	141
8.	Tezale Archie (1996-00)	140
9.	Mark Wilson (1981-84)	135
10.	Alex Acker (2003-05)	133

GAMES STARTED

No.	Name	Starts
1.	Levy Middlebrooks (1985-88)	121
2.	Tommie Prince (1997-00)	118
3.	Dana Jones (1991-94)	117
4.	Jeremy Major (2014-present)	116
5.	Kelvin Gibbs (1998-01)	114
	Mychel Thompson (2008-11)	114

and Toreros have met at the WCC Tournament in eight of the last 12 years. Pepperdine Coach **Marty Wilson** was an assistant coach at San Diego for two seasons (1996-97 and 1997-98). USD Coach Lamont Smith was a player for the Toreros at that time, and USF Coach Kyle Smith was also on the staff.

LAST TIME VS. SAN DIEGO — Back on January 7 at Firestone Fieldhouse ... A cold spell early in the second half was the difference as Pepperdine lost at home to San Diego, 76-68. It was just a one-point game at 39-38 but the Waves went scoreless for the next 5 1/2 minutes (0-for-6 shooting, four turnovers) and the Toreros turned that into a 10-0 run. The Waves got no closer than eight the rest of the way. **Lamond Murray Jr.** scored 23 points and **Chris Reyes** had 20.

LAST GAME — **Lamond Murray Jr.** scored 26 points and the Waves had five players score in double-figures for the first time this season as Pepperdine beat Pacific, 82-72, at home on Saturday. The Waves shot 50.9% from the field and never trailed. **Knox Hellums** (five three-pointers) and **Jeremy Major** both scored 15, while **Chris Reyes** and **Elijah Lee** each had 10. The Waves shot 50% or better in both halves and made 10 three-pointers for the second time this season.

INJURIES — Head coach **Marty Wilson** said before the season began that the key to success this year would be staying healthy, but unfortunately the Waves are once again facing adversity in this area. Pepperdine is currently without two expected starters and has had anywhere from three to five players sidelined. The Waves had only seven scholarship players available for a road game at Pacific.

The Waves started the season 4-1 with a healthy **Amadi Udenyi**, but have only won three times since his season-ending injury. The senior point guard, who was the team's assist leader and top perimeter defender, tore his right Achilles tendon vs. Portland State on November 27. It's the second Achilles tear during his Pepperdine career (he injured the left one during his sophomore season). Udenyi has indicated that he will seek a medical redshirt and return for a fifth season in 2017-18.

Sophomore forward **Kameron Edwards**, who earned WCC All-Freshman honors last season and might be the team's second-best defender behind Udenyi, suffered a fractured jaw during a preseason scrimmage on November 5 and has yet to play.

Freshman guard **Kaijae Yee-Stephens** played the first four games of the season before suffering an ankle injury that required surgery. Freshman forward **Nolan Taylor** (knee) missed the first seven games of the season. Three other Waves have missed brief amounts of time due to injuries or illness.

2016-17 PEPPERDINE MEN'S BASKETBALL ROSTER

No.	Name	Pos.	Ht.	Wt.	Yr.	Exp.	Hometown (High School/Last School)
0	Amadi Udenyi	G	6-1	195	Sr.	3V	Oakland, Calif. (De La Salle HS/St. Thomas More)
1	Elijah Lee	G	5-10	155	Fr.	HS	Houston, Texas (HCYA Warriors)
2	Eric Cooper Jr. %	G	6-3	195	Jr.	TR	Ontario, Calif. (St. Anthony HS/Nevada)
3	Jeremy Major	G	5-11	175	Sr.	3V	Pasadena, Calif. (Maranatha HS)
10	Kenneth Arrick II #	G	5-11	165	Fr.	HS	Scottsdale, Ariz. (Saguaro HS)
12	Nate Gehring	C	6-10	225	So.*	1V	Waukee, Iowa (Waukee HS)
14	Chris Reyes	F	6-7	235	Sr.*	TR	La Verne, Calif. (Damien HS/Utah)
15	Caleb Martin #	G	6-2	190	Fr.	HS	Los Angeles, Calif. (Buckley School)
20	Kameron Edwards	F	6-6	215	So.	1V	Rancho Cucamonga, Calif. (Etiwanda HS)
21	Knox Hellums	G	6-5	195	Fr.	HS	Tomball, Texas (Concordia Lutheran HS)
23	Jonathan Allen #	G	6-4	200	Sr.	2V	Nashville, Tenn. (Ravenwood HS)
24	Craig LeCesne	F	6-9	225	Fr.	HS	Oxie, Sweden (St. James School [Md.])
30	Lamond Murray Jr.	G/F	6-5	200	Sr.	3V	Los Angeles, Calif. (Bishop Montgomery HS)
31	Nolan Taylor	F	6-7	250	Fr.	HS	Keller, Texas (Keller HS)
32	Kaijae Yee-Stephens	G	6-1	190	Fr.	HS	Santa Cruz, Calif. (Santa Cruz HS)
34	Kevin Hempy #	F	6-6	200	Sr.	HS	Santa Barbara, Calif. (San Marcos HS/Westmont)
44	Ryan Keenan	C	6-10	240	So.*	1V	Woodbury, Minn. (East Ridge HS)

walk-on * utilized redshirt season % per NCAA transfer rules, will sit out the 2016-17 season

Coaching Staff

Head Coach: Marty Wilson, sixth season (Pepperdine '89)
Associate Head Coach: Mark Amaral, sixth season (College of Idaho '90)
Associate Head Coach: Bryant Moore, sixth season (Texas Tech '93)
Assistant Coach: John Impelman, fourth season (Occidental '08)
Director of Basketball Operations: Jon Pastorek, fourth season (UC Santa Barbara '11)
Graduate Manager: Sam Stapleton, second season (Occidental '13)

Pronunciations

Nate Gehring – GARE-ing
 Amadi Udenyi – uh-MAH-dee you-DEE-knee
 Craig LeCesne – leh-SENN
 Kaijae Yee-Stephens – KAI-zhay

BY THE NUMBERS

Double-Doubles

	2016	2015	2014	2013	Career
	<u>-17</u>	<u>-16</u>	<u>-15</u>	<u>-14</u>	
Chris Reyes	7	—	—	—	7
Lamond Murray Jr.	2	2	0	0	4
Craig LeCesne	1	—	—	—	1
Jeremy Major		1	0	1	2

Double-Figure Points

	2016	2015	2014	2013	Career
	<u>-17</u>	<u>-16</u>	<u>-15</u>	<u>-14</u>	
Lamond Murray Jr.	22	27	9	4	62
Chris Reyes	21	—	—	—	21
Jeremy Major	16	14	12	15	57
Amadi Udenyi	2	4	6	4	16
Knox Hellums	2	—	—	—	2
Craig LeCesne	2	—	—	—	2
Nolan Taylor	2	—	—	—	2
Jonathan Allen	1	0	—	0	1
Elijah Lee	1	—	—	—	1
Kameron Edwards		7	—	—	7

30-Plus Points Games

	2016	2015	2014	2013	Career
	<u>-17</u>	<u>-16</u>	<u>-15</u>	<u>-14</u>	
Lamond Murray Jr.	2	1	0	0	3

20-Plus Points Games

	2016	2015	2014	2013	Career
	<u>-17</u>	<u>-16</u>	<u>-15</u>	<u>-14</u>	
Lamond Murray Jr.	14	11	0	0	25
Chris Reyes	5	—	—	—	5
Jeremy Major	2	4	1	0	7

Led Pepperdine in Points (or tied for lead)

	2016	2015	2014	2013	Career
	<u>-17</u>	<u>-16</u>	<u>-15</u>	<u>-14</u>	
Lamond Murray Jr.	18	16	2	1	37
Jeremy Major	4	4	1	3	12
Chris Reyes	3	—	—	—	3
Amadi Udenyi		0	1	1	2

Double-Figure Rebounds

	2016	2015	2014	2013	Career
	<u>-17</u>	<u>-16</u>	<u>-15</u>	<u>-14</u>	
Chris Reyes	7	—	—	—	7
Lamond Murray Jr.	2	2	0	0	4
Craig LeCesne	1	—	—	—	1
Kameron Edwards		1	—	—	1
Jeremy Major		1	0	0	1

Led Pepperdine in Rebounds (or tied for lead)

	2016	2015	2014	2013	Career
	<u>-17</u>	<u>-16</u>	<u>15</u>	<u>-14</u>	
Chris Reyes	16	—	—	—	16
Lamond Murray Jr.	6	3	1	2	12
Jeremy Major	2	1	2	0	5
Nate Gehring	1	—	0	—	1
Craig LeCesne	1	—	—	—	1
Nolan Taylor	1	—	—	—	1
Kameron Edwards		3	—	—	3

Double-Figure Assists

	2016	2015	2014	2013	Career
	<u>-17</u>	<u>-16</u>	<u>-15</u>	<u>-14</u>	
Jeremy Major	1	0	0	1	2
Amadi Udenyi		1	0	0	1

Led Pepperdine in Assists (or tied for lead)

	2016	2015	2014	2013	Career
	<u>-17</u>	<u>-16</u>	<u>-15</u>	<u>-14</u>	
Jeremy Major	15	15	15	17	62
Elijah Lee	9	—	—	—	9
Chris Reyes	7	—	—	—	7
Amadi Udenyi	4	21	13	8	46
Lamond Murray Jr.	3	0	1	1	5
Nolan Taylor	2	—	—	—	2
Craig LeCesne	1	—	—	—	1
Nate Gehring		—	1	—	1

(Note: Chris Reyes' numbers are for his time at Pepperdine only)

This season, Pepperdine has lost a total of 73 player-games due to injury or illness. Last season, the Waves lost three shooting guards to season-ending injuries.

ROTATION — The injuries, as well as offseason changes to the roster, have conspired to give the Waves a very different look this season. Of the nine active players averaging double-figure minutes, only three saw action for the Waves last season, and only two are scholarship players. Of the other six, one was a redshirt, one is a graduate transfer and the other four are freshmen.

MURRAY — Senior guard/forward **Lamond Murray Jr.**, an All-WCC second team selection last year, has taken another huge step forward in his final season. His scoring average has grown to 20.7 points per game, which leads the WCC and is 24th nationally. In league games only, he's averaging 22.0 points, which is also the best in the conference.

He could become Pepperdine's first player to average at least 20 points a game since **Brandon Armstrong** in 2001, and it would be only the 11th time a Wave has done so. Armstrong was also the last Wave to lead the WCC in scoring. Murray has scored 20 or more points 14 times this season, including eight of the last nine games. He's only the fourth player in Pepperdine's Malibu era to have a streak of at least six games with 20+ points, joining **Bird Averitt**, **Dane Suttle** and **Dana Jones**.

Murray is one of 11 players in Pepperdine history to post at least three 30-point games in a career. Two of those came this season with a career-high 33 against Weber State and 32 against Santa Clara.

Murray ranks fifth nationally in field goals made with 195, and he's sixth in the WCC in steals (1.2), 11th in rebounding (5.9) and 15th in field goal percentage (49.5%).

With 496 points this season, he's about to become the first Wave with back-to-back 500-point seasons since **Glen McGowan** in 2004 and 2005. Murray is the 21st Wave to accumulate 1,300 career points, and he now ranks #20 on the Waves' all-time scoring list.

He had a breakout junior season as one of the conference's most improved scorers. After averaging 4.0 and 6.9 points his first two seasons, he increased that number to a team-best 16.6 points per game (eighth in the WCC) last year.

Murray earned the first WCC Player of the Week award of his career on February 6 after averaging 24.0 points and 8.5 rebounds against San Francisco and Pacific. He was rated as the nation's 20th-ranked small forward in the Lindy's preseason annual, and was generally listed among the WCC's top 10 players in various preseason publications. Murray was named to the preseason All-WCC team by the league's coaches.

MAJOR — Senior guard **Jeremy Major** became the program's all-time leader in assists on January 19 at BYU. He broke **Mark Wilson's** record of 450, which was set 33 seasons ago.

Major had at least 100 assists in each of his first three seasons, the first Wave to do that three times since **Doug Christie** in 1992. With 89 assists this season, Major stands a very good chance of becoming the first Wave ever to do it four times.

Major had 11 assists in the season opener against Cal Poly, the second time in his career reaching double-digits. He's averaging 3.7 assists (ninth in the WCC) to go with 12.0 points per game (20th in the WCC). He scored a season-high 21 points against Belmont and had 20 vs. Portland. In league games only, he's 16th in the WCC in scoring (12.3).

Major has also moved into Pepperdine's career top 10 on the steals, three-pointers made and games started lists this season. He's likely to end up #1 all-time on Pepperdine's games started chart and #2 in games played.

REYES — Graduate transfer **Chris Reyes** has provided exactly the kind of production the coaches were hoping for. He's averaging 13.9 points (12th in the WCC), 8.0 rebounds (fourth in the WCC), 2.3 assists and 1.4 blocks (fourth in the WCC). He's shooting 52.8% from the field (ninth in the WCC).

His year-to-year increase of +11.3 points (he averaged 2.6 points as a junior at Utah) ranks him as the seventh most-improved player in all of Division I.

WCC STANDINGS/SCHEDULE
(through February 4)

	WCC	Overall
Gonzaga	12-0	24-0
Saint Mary's	11-1	21-2
Brigham Young	8-4	17-8
San Francisco	7-5	17-8
Santa Clara	7-5	13-12
Loyola Marymount	4-8	11-12
San Diego	4-8	11-13
Pepperdine	3-9	7-17
Portland	2-10	9-15
Pacific	2-10	8-17

Thursday, February 9

Gonzaga at Loyola Marymount, 7pm (SSN)
 San Diego at Pacific, 7pm (TheW.tv)
 Portland at Saint Mary's, 7pm (TheW.tv)
 Santa Clara at San Francisco, 8pm (CSN CA)
 BYU at Pepperdine, 8pm (ESPNU)

Saturday, February 11

Portland at Loyola Marymount, 1pm (SSN)
 Gonzaga at Saint Mary's, 5:15pm (ESPN)
 Pepperdine at San Diego, 6pm (SSN)
 Santa Clara at Pacific, 7pm (TheW.tv)
 BYU at San Francisco, 8pm (CSN CA)

Thursday, February 16

San Francisco at Gonzaga, 6pm (TheW.tv)
 Pacific at Portland, 7pm (TheW.tv)
 Pepperdine at Santa Clara, 7pm (TheW.tv)
 Loyola Marymount at Saint Mary's, 8pm (SSN)
 San Diego at BYU, 8pm (ESPNU)

Saturday, February 18

Pacific at Gonzaga, 1pm (SSN)
 Pepperdine at Loyola Marymount, 3pm (SSN)
 San Francisco at Portland, 7pm (TheW.tv)
 Saint Mary's at BYU, 7pm (ESPN2)
 San Diego at Santa Clara, 8pm (SSN)

WAVES IN THE WCC STATS

Category	All		WCC	
	Games	Pl.	Only	Pl.
Scoring Offense	69.2	6th	66.3	6th
Scoring Defense	79.8	10th	79.5	10th
Scoring Margin	-10.6	10th	-13.2	9th
Free Throw Pct.	.630	8th	.621	8th
FG Pct.	.449	6th	.430	6th
FG Pct. Defense	.480	10th	.487	10th
3FG Pct.	.368	6th	.338	6th
3FG Pct. Defense	.405	10th	.374	7th
Rebounding Offense	34.1	7th	31.9	7th
Rebounding Defense	36.3	8th	38.6	10th
Rebounding Margin	-2.2	8th	-6.7	9th
Blocked Shots	2.9	6th	2.3	7th
Assists	13.5	7th	12.6	6th
Steals	5.0	6th	4.8	6th
Turnover Margin	-2.7	10th	-1.2	8th
Assist/Turnover Ratio	1.0	7th	1.1	6th
3-Point FG Made	5.8	9th	5.5	8th

In league games only, Reyes is 13th in scoring (13.1) and fourth in rebounding (8.0). He scored the game-winning basket with 1.5 seconds left against Loyola Marymount on January 5.

Reyes has already surpassed or matched just about every career high he set during two years at Utah (including 24 points vs. Portland State and 15 rebounds vs. Portland), and he's posted the first seven double-doubles of his Division I career. He's scored in double-figures in 21 games this season (he only did that four times in two years at Utah).

Between Reyes and **Brendan Lane** (2013-14), the Waves have done quite well adding graduate transfer big men from the Pac-12.

MORE PLAYER NOTES — In league games only, freshman guard **Elijah Lee** ranks ninth in the WCC in assists (3.5) and 14th in steals (0.9). He's coming off a season-high 10 points vs. Pacific ... Freshman guard **Knox Hellums** has hit five three-pointers in a game twice this season, including Saturday's win vs. Pacific ... Freshman forward **Nolan Taylor** is the Waves' fourth-leading scorer in WCC play at 5.0 points per game ... **Jonathan Allen** (16.5 mpg last week) and **Kevin Hempy** (8.5 mpg last week), a pair of senior walk-ons, are seeing more and more minutes and are making quality contributions.

1,000 POINTS — Both **Lamond Murray Jr.** and **Jeremy Major** joined the list of Pepperdine's 1,000-point scorers during the month of December. Murray became the program's 40th player to do so on December 3 against Belmont, while Major became the 41st on December 20 at Louisiana.

ON POINT — Unfortunately, **Jeremy Major** and **Amadi Udenyi** have played their final game together for Pepperdine. They gave the Waves a tremendous 3+ years together at the point guard position. If not for three separate injuries, Udenyi would almost certainly be neck-and-neck with Major atop the program's all-time assist list (Udenyi is 11th with 331).

Last year they became the first Pepperdine duo to record 100+ assists in the same season since 2005. They directed the Waves to the three lowest turnover averages in program history: 11.2 in 2015-16, 12.2 in 2013-14 and 12.3 in 2014-15.

DEFENSE — Without **Amadi Udenyi** and **Kameron Edwards**, arguably the Waves' best two defenders, the Waves' defensive numbers have taken a big hit. It's been especially true from beyond the three-point line. Two years ago, the Waves ranked second nationally in three-point field-goal percentage defense (27.0%), and they were 38th (31.7%) last year. This season, opponents are making 40.5% of their three-pointers, which ranks the Waves 343rd in the country. Opponents have made at least 10 three-pointers in a game nine times this season.

CLOSE CALLS — Three of Pepperdine's wins this season have been by one point, and in all three (Weber State, Little Rock, LMU), the opponent has missed a three-pointer at the buzzer.

WCC NOTES — Pepperdine opened league play with the exact same three games as the season before: at Gonzaga, at Portland, vs. LMU (and posted the same results) ... The Waves defeated LMU in Firestone Fieldhouse for the 18th time in 19 years ... Pepperdine beat Portland in Firestone Fieldhouse for the sixth time in seven years ... The Waves' 18-point win over Portland matched the total margin of victory for the Waves' first five victories of the season ... Pepperdine is now 4-0 at home against Pacific since the Tigers rejoined the WCC ... Since BYU joined the WCC in 2011-12, only Pepperdine has picked up three wins in a season against the "Big Three" of Gonzaga, Saint Mary's and BYU among the other seven teams, and the Waves have done it twice (2014-15 and 2015-16).

NON-CONFERENCE NOTES — Even without being short-handed, the Waves played a very challenging non-conference schedule. Of the 11 Division I teams that the Waves faced, nine had winning records and played in postseason events last season. Seven of those 11 teams posted 20-win seasons last year. The 11 teams had a combined winning percentage of .603 (219-144) last season. The Waves played three teams that made the NCAA Tournament, plus three from the NIT, two from the CIT and one from the CBI ... The Waves closed out non-conference play with four straight road games, which isn't anything too out of the ordinary, but coupled with two more road games to start the WCC season, the six consecutive true road games were the most in any one season since 1961-62 ... The Waves started the season 3-0 for the third time in four years ...

PEPPERDINE HIGHS/LOWS

Most Points.....	85, twice
Fewest Points.....	49 vs. Gonzaga (1/28)
Most 1st Half Points.....	42 vs. Life Pacific (11/17)
Fewest 1st Half Points.....	21, twice
Most 2nd Half Points.....	48 vs. Pacific (2/4)
Fewest 2nd Half Points.....	23 vs. St. Bona. (11/23)
Best FG Pct.....	.526 at Pacific (1/12)
Worst FG Pct.....	.302 vs. Gonzaga (1/28)
3-Pt. FGs Made.....	11 vs. Portland St. (11/27)
3-Pt. FGs Attempted.....	23 vs. Portland St. (11/27)
Free Throws Made.....	18 vs. Life Pacific (11/17)
Free Throws Attempted.....	28 vs. Life Pacific (11/17)
Rebounds.....	47 vs. Life Pacific (11/17)
Fewest Rebounds.....	22 at Saint Mary's (1/21)
Best Rebound Margin.....	+13 vs. Portland (1/26)
Worst Rebound Margin.....	-23 at BYU (1/19)
Assists.....	25 vs. Cal Poly (11/11)
Fewest Assists.....	6, twice
Most Turnovers.....	24 at Louisiana (12/20)
Fewest Turnovers.....	7 at Portland (12/31)
Best Turnover Margin.....	+7 at Portland (12/31)
Worst Turnover Margin.....	-14 at Louisiana (12/20)
Blocked Shots.....	9 vs. Life Pacific (11/17)
Steals.....	10 at BYU (1/19)

OPPONENT HIGHS/LOWS

Most Opp. Points.....	99 by BYU (1/19)
Fewest Opp. Points.....	60 by Portland (1/26)
Most Opp. 1st Half Pts.....	51 by BYU (1/19)
Fewest Opp. 1st Half Pts.....	23 by Pacific (2/4)
Most Opp. 2nd Half Pts.....	53 by Gonzaga (1/28)
Fewest Opp. 2nd Half Pts.....	28 by Portland (1/26)
Opp. FG Pct.....	.586 by Gonzaga (1/28)
Worst Opp. FG Pct.....	.364 by Little Rock (11/22)
Opp. 3-Pt. FGs Made.....	14 by Santa Clara (1/14)
Opp. 3-Pt. FGs Attempted.....	31 by Belmont (12/3)
Opp. FTs Made.....	24 by Pacific (1/12)
Opp. FTs Attempted.....	28 by Pacific (1/12)
Opp. Rebounds.....	55 by BYU (1/19)
Fewest Opp. Rebounds.....	24 by Montana (12/22)
Opp. Assists.....	22 by Portland St. (11/27)
Fewest Opp. Assists.....	7 by Little Rock (11/22)
Most Opp. Turnovers.....	18 by Weber State (11/15)
Fewest Opp. Turnovers.....	6 by LMU (1/5)
Blocked Shots.....	14 by USC (12/11)
Steals.....	16 by Gonzaga (12/29)

PLAYER SUPERLATIVES

Points.....	33, Lamond Murray (Weber State)
FG Made.....	13, Lamond Murray (Weber State)
FG Attempts.....	27, Lamond Murray (Weber State)
3FG Made.....	5, Hellums (2x), Murray, Major
3FG Attempts.....	10, Jeremy Major (Portland)
FT Made.....	10, Lamond Murray (Pacific)
FT Attempts.....	13, Lamond Murray (Pacific)
Rebounds.....	15, Chris Reyes (Portland)
Assists.....	11, Jeremy Major (Cal Poly)
Blocked Shots.....	5, Chris Reyes (Life Pacific)
Steals.....	4, Amadi Udenyi (twice)

Pepperdine beat two teams that played in the 2016 NCAA Tournament, Weber State and Little Rock, both by one point and both on missed three-pointers at the buzzer by the opponent.

WCC HALL OF HONOR — William “Bird” Averitt, one of the top scorers in Pepperdine and WCC history, will be inducted into the WCC Hall of Honor on March 4 in Las Vegas during the WCC Basketball Championships. A 1973 All-American and WCC Player of the Year, he holds school and league records for points in a game (57), season scoring average (33.9, which led the nation in 1972-73) and career scoring average (31.5 over two seasons).

ROSTER NUMBERS — The Waves have three starters back among their six returning letterwinners, plus one redshirt. There are 10 newcomers on the roster (two transfers, five scholarship freshmen and three walk-ons). The breakdown is six seniors, one junior, three sophomores and seven freshmen (the scholarship breakdown is four seniors, one junior, three sophomores and five freshmen). Returning players account for 53.1% of last season's points, 45.3% of the rebounds, 74.4% of the assists, 40.9% of the blocked shots, 69.0% of the steals and 56.0% of the minutes played.

WILSON — This is **Marty Wilson's** sixth year as head coach at Pepperdine and his 20th season in Malibu. He has compiled an impressive record here beginning as a student-athlete (1985-89), continuing as an assistant coach (1991-96, which included a brief stint as the interim head coach) and then returning as the associate head coach for three seasons (2009-11) under **Tom Asbury**. He was elevated to the position of head coach following Asbury's retirement after the 2010-11 season. He signed a five-year contract extension that will take him through the 2020-21 season. Wilson was also an assistant at San Diego, UC Santa Barbara and Utah in between stints at Pepperdine and has been a Division I coach for 26 seasons. He ended his playing career #5 all-time in assists at Pepperdine with 342 (he's now #10). The team went to the NCAA Tournament twice and the NIT twice in Wilson's four seasons on the court. As a Pepperdine assistant, the team took part in the NCAA Tournament three times and the NIT once. The Waves have played in the CBI twice while he's been head coach. Wilson's son Jalon, a junior at Pepperdine, is one of the team's student managers.

WILSONISMS — Some of these may be borrowed from other programs, but **Marty Wilson** has several expressions and acronyms he often uses that help define his coaching philosophy. **Both Feet In:** Players are expected to fully buy in to the program. When Wilson is speaking to the team at center court, everyone must have both feet in the jump circle ... **OKGs:** Wilson looks to recruit “our kind of guys,” student-athletes who will represent Pepperdine well and succeed academically and athletically ... **Show Me, Don't Tell Me:** Actions speak louder than words ... **GID:** There isn't always a perfect way to accomplish something, so players just have to “get it done” ... **DAT:** The Waves use the words “discipline, accountability and trust” as part of a triangle and expect their student-athletes to embrace these ideals.

ASSISTANTS — Success comes with stability, and Pepperdine's full-time staff has gone unchanged for the fourth consecutive season. Associate head coaches **Mark Amaral** and **Bryant Moore** are both in their sixth seasons (Moore was promoted before the 2016-17 season). Amaral and **Marty Wilson** were assistants together at UC Santa Barbara for four years. Moore worked with the Cleveland Cavaliers for five seasons in a variety of roles, including player development coordinator, during the first LeBron James era. **John Impelman**, who was the director of operations for two years, was promoted to assistant coach before the 2013-14 season. Impelman is the great-grandson of UCLA coaching legend John Wooden, and his father Craig is a former Pepperdine assistant coach. **Jon Pastorek** is in his fourth season as the director of operations.

ACADEMICS — **Marty Wilson** takes his team's academics very seriously, and the results have been very good. All 14 seniors that have played under Wilson while he's been the head coach have graduated. **Malte Kramer** was Pepperdine's co-Valedictorian and became the program's first-ever CoSIDA Academic All-American in 2013-14. Since Wilson's return to the program in 2008-09, players have earned 11 spots on the NABC Honors Court, 11 WCC All-Academic nods and 27 WCC Commissioner's Honor Roll appearances.

2015-16 SEASON — The Waves literally duplicated their achievements from the 2014-15 season in 2015-16: an 18-14 overall record, a 10-8 West Coast Conference record for fourth place, a spot in the WCC Tournament semifinals and a berth in the College Basketball Invitational. The Waves recorded their first back-to-back winning seasons

PEPPERDINE'S STARTING LINEUPS

Opponent

vs. CP (W)	(1) Keenan-Major-Murray-Reyes-Udenyi
vs. WSU (W)	Keenan-Major-Murray-Reyes-Udenyi
vs. LP (W)	Keenan-Major-Murray-Reyes-Udenyi
vs. CMU (L)	Keenan-Major-Murray-Reyes-Udenyi
vs. LR (W)	Keenan-Major-Murray-Reyes-Udenyi
vs. St.B (L)	(2) Hellums-Keenan-Major-Murray-Reyes
vs. PSU (L)	(3) LeCesne-Major-Murray-Reyes-Udenyi
vs. BU (L)	(4) Gehring-Hellums-Major-Murray-Reyes
at LBSU (L)	(5) Hellums-Major-Murray-Reyes-Taylor
at USC (L)	(6) Allen-Hellums-Major-Reyes-Taylor
at LA (L)	Hellums-Major-Murray-Reyes-Taylor
at Mont (L)	Gehring-Hellums-Major-Murray-Reyes
at Gonz (L)	Gehring-Hellums-Major-Murray-Reyes
at Port (L)	Gehring-Hellums-Major-Murray-Reyes
vs. LMU (W)	(7) Lee-Major-Murray-Reyes-Taylor
vs. USD (L)	Lee-Major-Murray-Reyes-Taylor
at Pac (L)	Lee-Major-Murray-Reyes-Taylor
vs. SCU (L)	Lee-Major-Murray-Reyes-Taylor
at BYU (L)	Lee-Major-Murray-Reyes-Taylor
at SMC (L)	Lee-Major-Murray-Reyes-Taylor
vs. Port (W)	Lee-Major-Murray-Reyes-Taylor
vs. Gonz (L)	Lee-Major-Murray-Reyes-Taylor
at USF (L)	Lee-Major-Murray-Reyes-Taylor
vs. Pac (W)	(8) Allen-Major-Murray-Reyes-Taylor

Name	Career Starts	Consecutive Starts
Jonathan Allen	2	1
Kameron Edwards	28	0
Nate Gehring	8	0
Knox Hellums	8	0
Ryan Keenan	6	0
Craig LeCesne	1	0
Elijah Lee	9	0
Jeremy Major	116	64
Lamond Murray Jr.	57	14
Chris Reyes	24	24
Nolan Taylor	13	10
Amadi Udenyi	33	0

since 2002 and 2003 and made their first back-to-back postseason appearances since 2001 and 2002. **Stacy Davis** left as the program's all-time leading scorer (1,786 points) and a three-time All-WCC first team selection and **Jett Raines** departed after a pair of All-WCC honorable mention seasons.

RECRUITS — During the November signing period, the Waves signed three outstanding guards to national letters of intent: 6-foot-5 **Trae Berhow** (Watertown, Minn./Watertown-Mayer HS/Powerhoops Hoops MN AAU), 6-foot-1 **Colbey Ross** (Aurora, Colo./Eaglecrest HS/Colorado Chaos AAU) and 6-foot-4 **Jade' Smith** (Oakland, Calif./St. Joseph Notre Dame HS/Splash City AAU). Berhow is rated as one of Minnesota's top 10 players. Ross was the Colorado state Gatorade Player of the Year as a junior. Smith has two state high school championships and was rated as one of the nation's top 100 recruits at one point.

PEPPERDINE BASKETBALL — This is the 79th season of Pepperdine men's basketball, and the 44th season that the Waves have called Firestone Fieldhouse home. The Waves began the campaign with an all-time record of 1,203-1,036 (.537). Pepperdine has been to the NCAA Tournament 13 times (last in 2002) and has won 12 West Coast Conference regular-season titles (last in 2002) and three WCC Tournament crowns (last in 1994). Fun fact: **William "Bird" Averitt** led the nation in scoring in 1972-73 with 33.9 points per game.

WAVES IN THE PROS — Pepperdine once had a streak of 34 consecutive seasons with at least one Pepperdine alum on an NBA roster, which began in 1976-77 after the ABA/NBA merger and ended in 2010-11. Seventeen former Pepperdine players have seen action in the NBA, a list that includes notables such as **Dennis Johnson** (a 2010 Naismith Hall of Fame inductee, the 1979 NBA Finals MVP and a three-time NBA champion) and **Doug Christie** (a 15-year NBA veteran who was a mainstay on the All-Defensive Team). **Mychel Thompson** is the most recent Wave to play in the NBA, appearing in five games for the Cleveland Cavaliers in 2011-12, and he's now in the NBA D-League with Santa Cruz. Two Waves — **Yakhouba Diawara** (2012/France) and **Marcos Leite** (1972, 1980, 1984/Brazil) — have competed at the Olympics. About 10 alums are currently playing overseas, including 2016 graduate **Stacy Davis** (Cherkasy Monkeys in Ukraine).

NCAA WEST REGIONALS — Pepperdine University was the host institution for the 2013 and 2015 West Regional Championships of the NCAA Men's Basketball Tournament and will serve in that capacity again in 2018. The Waves partnered with AEG/Staples Center and the Los Angeles Sports & Entertainment Commission to bring NCAA postseason basketball to the City of Angels for the first time since 1994.

ABOUT PEPPERDINE UNIVERSITY — Pepperdine boasts a one-of-a-kind athletic department with unprecedented success for a school of its size. The Waves have won NCAA Division I championships in five different men's sports — one of just 17 schools to have accomplished this feat — and nine overall. Of this elite group, Pepperdine has the smallest undergraduate enrollment, is the only school without football and is the only university that has not been affiliated with a "major" conference. The Waves have won a total of 25 team or individual national championships in their history. Pepperdine has also earned the Division I-AAA All-Sports Trophy, an award based on postseason success that's given to the top non-football school, three times (most recently in 2011-12). Located in scenic Malibu, California, the university overlooks the Pacific Ocean and its campus and athletic facilities are regularly voted among the nation's most beautiful. Pepperdine, which is affiliated with the Church of Christ, ranks #50 overall on U.S. News and World Report's list of America's best colleges.

LAST TIME VS. BYU



Official Basketball Box Score -- Game Totals -- Final Statistics
Pepperdine vs BYU
 01/19/17 7:05 p.m. MT at Provo, Utah (Marriott Center)



CAREER STATS VS. BYU

	GP/GS	PPG	RPG	APG	MPG
L. Murray	6/4	15.2	4.7	0.7	28.0
C. Reyes	1/1	15.0	11.0	3.0	33.0
K. Edwards	2/2	14.5	5.5	1.5	25.0
J. Major	7/6	9.1	2.3	3.6	29.1
E. Lee	1/1	8.0	2.0	3.0	32.0
A. Udenyi	6/1	7.8	2.3	5.2	21.8
C. LeCesne	1/0	6.0	2.0	0.0	11.0
N. Taylor	1/1	4.0	1.0	0.0	10.0
N. Gehring	1/0	4.0	1.0	0.0	11.0
K. Hellums	1/0	3.0	2.0	0.0	14.0
K. Hempy	1/0	2.0	2.0	0.0	8.0
R. Keenan	1/0	1.0	0.0	0.0	7.0
J. Allen	4/0	0.0	0.5	0.0	6.3
C. Martin	1/0	0.0	1.0	0.0	1.0

NOTABLE PERFORMANCES

Kameron Edwards

13 pts, 9 rbs (1/23/16, H)
 16 pts (1/30/16, A)

Jeremy Major

13 pts (12/30/13, H)
 12 pts, 6 ast (1/9/14, A)
 14 pts (1/8/15, A)
 13 pts (1/30/16, A)

Lamond Murray Jr.

14 pts, 6 rbs (1/9/14, A)
 18 pts, 7 rbs (2/5/15, H)
 20 pts, 7 rbs (1/23/16, H)
 16 pts (1/30/16, A)
 23 pts (1/19/17, A)

Chris Reyes

15 pts, 11 rbs (1/19/17, A)

Amadi Udenyi

8 pts, 9 ast (2/5/15, H)
 8 pts, 9 ast (1/23/16, H)

LAST 5+ YEARS

2011-12	H	L	64-77
	A	L	48-86
2012-13	A	L	51-76
	H	L	61-63
2013-14	H	W	80-74
	A	L	72-84
2014-15	A	W	67-61
	H	W	80-74
2015-16	H	W	71-65
	A	L	77-88
2016-17	A	L	70-99

Pepperdine 70 • 5-14, 1-6 WCC

##	Player	Total			3-Ptr			Rebounds			PF	TP	A	TO	Blk	Stl	Min
		FG-FGA	FG-FGA	FT-FTA	FG-FGA	FG-FGA	FT-FTA	Off	Def	Tot							
01	LEE, Elijah	* 3-9	1-3	1-2	0	2	2	1	8	3	1	1	3	32			
03	MAJOR, Jeremy	* 1-7	0-2	2-5	0	0	0	2	4	4	4	0	2	33			
14	REYES, Chris	* 6-18	0-0	3-4	5	6	11	2	15	3	1	0	0	33			
30	MURRAY JR., Lamond	* 10-17	0-2	3-3	0	3	3	0	23	1	3	0	3	33			
31	TAYLOR, Nolan	* 2-5	0-0	0-0	0	1	1	3	4	0	0	0	0	10			
12	GEHRING, Nate	2-3	0-0	0-1	0	1	1	2	4	0	0	0	1	11			
15	MARTIN, Caleb	0-0	0-0	0-0	0	1	1	0	0	0	0	0	0	1			
21	HELLUMS, Knox	1-4	1-3	0-0	1	1	2	1	3	0	1	0	0	14			
23	ALLEN, Jonathan	0-0	0-0	0-0	0	0	0	1	0	0	0	0	0	7			
24	LeCESNE, Craig	2-3	0-0	2-4	0	2	2	4	6	0	1	0	1	11			
34	HEMPY, Kevin	1-3	0-1	0-0	1	1	2	1	2	0	0	0	0	8			
44	KEENAN, Ryan	0-0	0-0	1-4	0	0	0	2	1	0	0	1	0	7			
	Team				2	5	7										
	Totals	28-69	2-11	12-23	9	23	32	19	70	11	11	2	10	200			

FG % 1st Half: 15-35 42.9% 2nd half: 13-34 38.2% Game: 28-69 40.6%
 3FG % 1st Half: 1-4 25.0% 2nd half: 1-7 14.3% Game: 2-11 18.2%
 FT % 1st Half: 4-6 66.7% 2nd half: 8-17 47.1% Game: 12-23 52.2%

Deadball
Rebounds
5

BYU 99 • 14-6, 5-2 WCC

##	Player	Total			3-Ptr			Rebounds			PF	TP	A	TO	Blk	Stl	Min
		FG-FGA	FG-FGA	FT-FTA	FG-FGA	FG-FGA	FT-FTA	Off	Def	Tot							
04	EMERY, Nick	* 4-7	2-4	0-0	0	1	1	3	10	2	1	1	1	22			
05	ROSE, L.J.	* 3-4	2-3	2-2	0	5	5	0	10	3	3	0	1	20			
12	MIKA, Eric	* 9-16	0-0	4-4	3	7	10	3	22	1	0	2	0	23			
23	CHILDS, Yoeli	* 3-8	0-1	2-4	5	9	14	1	8	1	0	2	0	23			
30	HAWS, TJ	* 3-7	1-3	1-2	0	1	1	4	8	6	2	1	1	20			
02	FRAMPTON, Zach	0-0	0-0	0-0	0	1	1	0	0	0	0	0	0	4			
03	BRYANT, Elijah	5-8	2-2	3-3	1	2	3	1	15	1	1	1	1	20			
10	BEO, Steven	0-3	0-2	2-4	0	1	1	3	2	3	0	0	0	20			
13	LEIFSON, Colby	1-4	1-3	0-0	0	1	1	0	3	1	0	0	0	8			
15	DASTRUP, Payton	2-4	0-1	0-0	2	3	5	2	4	0	2	0	0	9			
24	GUINN, Davin	1-1	0-0	0-0	1	0	1	1	2	1	1	0	1	6			
31	SHAW, Braidon	2-3	0-0	0-0	2	3	5	1	4	0	0	0	1	8			
40	AYTES, Jamal	3-5	0-0	0-1	2	2	4	2	6	0	3	0	0	11			
44	KAUFUSI, Corbin	2-3	0-0	1-4	1	1	2	1	5	0	0	0	1	6			
	Team				0	1	1										
	Totals	38-73	8-19	15-24	17	38	55	22	99	19	13	7	7	200			

FG % 1st Half: 21-36 58.3% 2nd half: 17-37 45.9% Game: 38-73 52.1%
 3FG % 1st Half: 4-6 66.7% 2nd half: 4-13 30.8% Game: 8-19 42.1%
 FT % 1st Half: 5-7 71.4% 2nd half: 10-17 58.8% Game: 15-24 62.5%

Deadball
Rebounds
4

Officials: Frank Harvey III, Tom O'Neill, Jeff Wooten
 Technical fouls: Pepperdine-None. BYU-None.
 Attendance: 13410

Score by periods	1st	2nd	Total
Pepperdine	35	35	70
BYU	51	48	99

Points	In Paint	Off T/O	2nd Chance	Fast Break	Bench
PEP	38	19	5	8	16
BYU	57	13	16	17	41

Last FG - PEP 2nd-01:58, BYU 2nd-00:56.
 Largest lead - PEP by 3 1st-16:00, BYU by 32 2nd-07:23.
 PEP led for 04:28. BYU led for 32:44. Game was tied for 02:48.

Score tied - 2 times.
 Lead changed - 8 times.

PEPPERDINE TV/RADIO ROSTER



0

AMADI UDENYI
SR • G • 6-1 • 195
Oakland, Calif.
De La Salle HS



1

ELIJAH LEE
FR • G • 5-10 • 155
Houston, Texas
HCYA Warriors



2

ERIC COOPER JR.
JR • G • 6-3 • 195
Ontario, Calif.
St. Anthony HS/Nevada




3

JEREMY MAJOR
SR • G • 5-11 • 175
Pasadena, Calif.
Maranatha HS




10

KENNETH ARRICK II
FR • G • 5-11 • 165
Scottsdale, Ariz.
Saguaro HS



12

NATE GEHRING
SO • C • 6-10 • 225
Waukee, Iowa
Waukee HS



14

CHRIS REYES
SR • F • 6-7 • 235
La Verne, Calif.
Damien HS/Utah



15

CALEB MARTIN
FR • G • 6-2 • 190
Los Angeles, Calif.
Buckley School




20

KAMERON EDWARDS
SO • F • 6-6 • 215
Rancho Cucamonga, Calif.
Etiwanda HS




21

KNOX HELLUMS
FR • G • 6-5 • 195
Tomball, Texas
Concordia Lutheran HS




23

JONATHAN ALLEN
SR • G • 6-4 • 200
Nashville, Tenn.
Ravenwood HS



24

CRAIG LeCESNE
FR • F • 6-9 • 225
Oxie, Sweden
St. James School



30

LAMOND MURRAY JR.
SR • G/F • 6-5 • 200
Los Angeles, Calif.
Bishop Montgomery HS



31

NOLAN TAYLOR
FR • F • 6-7 • 250
Keller, Texas
Keller HS



32

KAIJAE YEE-STEPHENS
FR • G • 6-1 • 190
Santa Cruz, Calif.
Santa Cruz HS



34

KEVIN HEMPY
SR • F • 6-6 • 200
Santa Barbara, Calif.
San Marcos HS/Westmont



44

RYAN KEENAN
SO • C • 6-10 • 240
Woodbury, Minn.
East Ridge HS

PEPPERDINE STUDENT-ATHLETE RESUMES

#23 JONATHAN ALLEN

- 6-4 • SR • G • Nashville, Tenn.
- Walk-on.
 - **2015-16 (JR):** Played in 16 games off the bench, averaging 0.6 points and 1.1 rebounds.
 - **2014-15 (SO):** Sat out the season due to a knee injury.
 - **2013-14 (FR):** Appeared in two games.
 - **HS:** Three-year letterwinner at Ravenwood High.
 - Majoring in sport administration.

#10 KENNETH ARRICK II

- 5-11 • FR • G • Scottsdale, Ariz.
- Walk-on.
 - **HS:** Earned AIA All-Section honors his final two seasons at Saguaro High ... Made 91% of his free throws, a school career record.
 - Majoring in sport administration.

#2 ERIC COOPER JR.

- 6-3 • JR • G • Ontario, Calif.
- **Nevada:** Averaged 9.3 points as a 2015-16 sophomore and 7.3 points as a 2014-15 freshman ... Led the team in three-pointers both seasons.
 - **HS:** Spent one postgraduate season at the IMG Academy in Bradenton, Florida ... Earned Cal-Hi Sports All-State Division IV second team honors after averaging 22.7 points as a senior at Lutheran High.
 - Majoring in organizational communication.

#20 KAMERON EDWARDS

- 6-6 • SO • F • Rancho Cucamonga, Calif.
- **2015-16 (FR):** Named to WCC All-Freshman team ... Started 28 games and averaged 7.2 points and 4.2 rebounds ... WCC Commissioner's Honor Roll "bronze" honors.
 - **HS:** Cal-Hi Sports all-state third team, All-CIF Southern Section Open Division first team as a senior after averaging 16.6 points and eight rebounds for Etiwanda High School.
 - Majoring in pre-business administration.

#12 NATE GEHRING

- 6-10 • RS SO • C • Waukeee, Iowa
- **2015-16 (SO):** Redshirted his second season.
 - **2014-15 (FR):** Averaged 0.6 points, 1.2 rebounds ... 13 games, four starts.
 - **HS:** Was twice named to both the All-Central Iowa Conference second team and the All-Eastern Division first team at Waukeee High.
 - Majoring in organizational communication.

#21 KNOX HELLUMS

- 6-5 • FR • G • Tomball, Texas
- **HS:** Finalist for the 2016 Guy V. Lewis Award for top high school player in the Houston area ... Scored more than 1,500 career points at Concordia Lutheran High ... Averaged 19.6 points and made 107 three-pointers as a senior ... All-State his last two years.
 - Majoring in pre-accounting.

#34 KEVIN HEMPY

- 6-6 • SR • F • Santa Barbara, Calif.
- Walk-on.
 - **Westmont:** Attended Westmont College as a freshman before transferring to Pepperdine as a sophomore.
 - **HS:** Earned All-CIF Division 3AA first team honors at San Marcos High after averaging 11.9 points.
 - Majoring in sport administration.

#44 RYAN KEENAN

- 6-10 • RS SO • C • Woodbury, Minn.
- **2015-16 (RS FR):** Played in 10 games off the bench ... 0.5 points, 0.4 rebounds.
 - **2014-15 (FR):** Redshirted his first season.
 - **HS:** Blossomed as a senior at East Ridge High, moving into starting lineup, averaging 6.4 points and setting a school record with a 64% field goal percentage.
 - Majoring in organizational communication.

#24 CRAIG LeCESNE

- 6-9 • FR • F • Oxie, Sweden
- **HS:** Graduated from the St. James School in Maryland ... Made all-county honorable mention honors the last two years.
 - **Sweden:** Played in the 2013 U-16 European Championships and averaged 12.4 points.
 - Majoring in liberal arts.

#1 ELIJAH LEE

- 5-10 • FR • G • Houston, Texas
- **HS:** Homeschooled ... Played for the HCYA (Homeschool Christian Youth Association) Warriors ... Runner-up for the Maravich Award as the nation's top homeschooled player as a senior after averaging 16.5 points and 9.0 assists.
 - Majoring in pre-business administration.

#3 JEREMY MAJOR

- 5-11 • SR • G • Pasadena, Calif.
- **2015-16 (JR):** Started all 32 games and averaged 9.8 points, 3.8 assists (ninth in WCC), 3.0 rebounds, 1.2 steals (ninth in WCC) ... Averaged 10.4 points in WCC play ... Scored 28 points at Portland and in the WCC quarterfinals vs. USF ... Had a 17-point, 10-rebound double-double at Fresno State.
 - **2014-15 (SO):** Averaged 8.7 points, 3.6 assists (ninth in WCC), 3.4 rebounds, 1.6 steals (third in WCC).
 - **2013-14 (FR):** Named to WCC All-Freshman team ... Set Pepperdine freshman record with 138 assists ... Averaged 9.1 points, 4.5 assists (fifth in WCC), 3.2 rebounds, 1.3 steals (10th in WCC) ... Set Pepperdine true freshman record with 12 assists vs. Green Bay at Great Alaska Shootout, and had first career double-double with season-high 19 points.
 - **HS:** A three-time All-CIF Southern Section first team selection at Maranatha High and the 2012 Olympic League MVP ... Averaged 25.8 points as a junior.
 - Majoring in advertising.

#15 CALEB MARTIN

- 6-2 • FR • G • Los Angeles, Calif.
- Walk-on.
 - **HS:** Earned All-CIF Southern Section 4AA second team status and was Liberty League MVP as a senior at the Buckley School.
 - Majoring in business administration.

#30 LAMOND MURRAY JR.

- 6-5 • SR • G/F • Los Angeles, Calif.
- **2015-16 (JR):** Named to All-WCC second team ... Averaged team-best 16.6 points, ranking eighth in the WCC ... Started all 32 games and also averaged 5.4 rebounds (11th in WCC) ... Then-career-high 31 points and got first double-double with 10 rebounds vs. Pacific.
 - **2014-15 (SO):** Averaged 6.9 points (5.1 in non-conference, 8.0 in league play), 3.1 rebounds in 28 games ... Shot 50.9% from the field in league games, ranking seventh.
 - **2013-14 (FR):** Averaged 4.0 points, 2.2 rebounds ... 27 games, two starts.
 - **HS:** Averaged 22.3 points and 9.6 rebounds as a senior at Bishop Montgomery High and was named the Daily Breeze Area Player of the Year and the Del Rey League MVP.
 - **Family:** Father played at California and in the NBA for 11 seasons ... Cousin Tracy played at UCLA and in the NBA for 12 seasons ... Cousin Cameron played at USC and Louisville ... Sister Ashley plays volleyball at Long Beach State.
 - Majoring in computer science/business.

#14 CHRIS REYES

- 6-7 • RS SR • F • La Verne, Calif.
- **Utah:** Graduated with a degree in communication studies in summer 2016 ... Played on a pair of NCAA Tournament teams in 2015 and 2016 ... Averaged 2.6 points, 2.3 rebounds as a 2015-16 junior ... Averaged 4.3 points, 3.7 rebounds as a 2014-15 sophomore (and started 33 of 35 games).
 - **Elsewhere:** Was an all-state selection as a 2013-14 redshirt freshman at Citrus College ... Spent his first year of college (2012-13) at WCC rival Saint Mary's but redshirted.
 - **HS:** Listed as one of the top 20 players in the state of California and was the Division 3AA CIF co-Player of the Year in 2012 at Damien High ... A two-time Sierra League MVP.
 - Pursuing a master's degree in learning technologies.

#31 NOLAN TAYLOR

- 6-7 • FR • F • Keller, Texas
- **HS:** All-time leader in points (1,731) and rebounds (970) at Keller High ... Fort Worth Star-Telegram All-Area second team as a senior after averaging 19.1 points and 8.9 rebounds.
 - Majoring in organizational communication.

#0 AMADI UDENYI

- 6-1 • SR • G • Oakland, Calif.
- **2015-16 (JR):** Healthy the entire season and played in all 32 games ... Led the team and ranked seventh in the WCC with 4.5 assists ... Ranked second in the WCC and 20th nationally in assist/turnover ratio (3.0) ... Averaged 4.9 points ... First double-digit assist performance with 10 vs. Santa Clara.
 - **2014-15 (SO):** Averaged 6.0 points, 4.4 assists, 2.1 rebounds ... Limited to 22 games (nine starts) by injuries, including a ruptured Achilles tendon suffered on 2/12, which caused him to miss the final seven games of the season ... Ranked sixth in the WCC in assists at the time of his injury.
 - **2013-14 (FR):** Averaged 5.9 points, 2.7 assists ... 21 games, 15 starts ... Missed 10 non-conference games with a knee injury.
 - **HS:** Spent the 2012-13 school year at St. Thomas More in Connecticut ... Was injured for much of basketball season ... Went 84-12 as a three-year starter at De La Salle High ... EBAL's MVP as a senior after averaging 16.1 points, 5.1 assists, 4.1 rebounds.
 - Majoring in advertising.

#32 KAIJAE YEE-STEPHENS

- 6-1 • FR • G • Santa Cruz, Calif.
- **HS:** Scored a school-record 2,066 points at Santa Cruz High ... Made 276 three-pointers in career ... MVP of the Santa Cruz Coast Athletic League as a senior after averaging 26.6 points.
 - Majoring in computer science/math.

PEPPERDINE SEASON & CAREER HIGHS

SEASON#23 JONATHAN ALLENCAREER
 10 at Montana (12/22) Points..... 10 at Montana (12/22/16)
 4 at USC (12/11)..... Rebounds 4 at USC (12/11/16)
 2 vs. Portland (1/26) Assists..... 2 vs. Portland (1/26/17)
 1, twice Blocked Shots 1, twice
 2, twice Steals..... 2, several
 25 at Montana (12/22) Minutes 25 at Montana (12/22/16)
 4 at Montana (12/22) FG Made 4 at Montana (12/22/16)
 2 at Montana (12/22) 3FG Made 2 at Montana (12/22/16)
 2, twice FT Made.... 2, twice (last at Gonzaga, 12/29/16)

SEASON#20 KAMERON EDWARDS.....CAREER
 Points..... 17 vs. Duquesne (11/23/15)
 Rebounds 10 vs. Portland (2/4/16)
 Assists..... 3, several
 Blocked Shots 2 vs. LMU (1/2/16)
 Steals..... 3 vs. San Diego (1/21/16)
 Minutes 33 vs. LMU (1/2/16)
 FG Made 6, twice
 3FG Made 1 vs. Duquesne (11/23/16)
 FT Made..... 7 at Portland (12/23/15)

SEASON#12 NATE GEHRINGCAREER
 8, twice Points..... 8, twice (last at Louisiana, 12/20/16)
 9 vs. Central Michigan (11/21)..... Rebounds 9 vs. Central Michigan (11/21/16)
 1, several Assists..... 3 at Gonzaga (2/14/15)
 2 vs. Cal Poly (11/11)..... Blocked Shots 2 vs. Cal Poly (11/11/16)
 2 at Long Beach State (12/7)..... Steals..... 2, twice
 21 at Montana (12/22) Minutes 23 at Gonzaga (2/14/15)
 4, twice FG Made .. 4, twice (last at Louisiana, 12/20/16)
 3FG Made
 2, several FT Made..... 2, several

SEASON/CAREER#21 KNOX HELLUMS
 19 vs. Portland State (11/27) Points
 4, twice Rebounds
 2 vs. St. Bonaventure (11/23) Assists
 1, twice Blocked Shots
 2 at Long Beach State (12/7)..... Steals
 31, twice Minutes
 6 vs. Portland State (11/27) FG Made
 5, twice 3FG Made
 4 at USC (12/11)..... FT Made

SEASON/CAREER#34 KEVIN HEMPY
 3 at San Francisco (2/2) Points
 2, several Rebounds
 1 vs. Pacific (2/4) Assists
 Blocked Shots
 Steals
 9 at San Francisco (2/2) Minutes
 1, several FG Made
 3FG Made
 1 at San Francisco (2/2) FT Made

SEASON#44 RYAN KEENANCAREER
 6 vs. Cal Poly (11/11) Points..... 6 vs. Cal Poly (11/11/16)
 3 vs. Cal Poly (11/11)..... Rebounds 3 vs. Cal Poly (11/11/16)
 1, twice Assists..... 1, several
 1, twice Blocked Shots 1, twice
 1 at Saint Mary's (1/21) Steals.....
 19 vs. Cal Poly (11/11)..... Minutes 19 vs. Cal Poly (11/11/16)
 3 vs. Cal Poly (11/11) FG Made 3 vs. Cal Poly (11/11/16)
 3FG Made
 1 at BYU (1/19)..... FT Made..... 1, twice

SEASON/CAREER#24 CRAIG LeCESNE
 10, twice Points
 11 vs. Life Pacific (11/17)..... Rebounds
 5 vs. Portland State (11/27) Assists
 2 vs. San Diego (1/7)..... Blocked Shots
 1, several Steals
 28 vs. Portland State (11/27) Minutes
 5 vs. Life Pacific (11/17) FG Made
 1, several 3FG Made
 2, several FT Made

SEASON/CAREER#1 ELIJAH LEE
 10 vs. Pacific (2/4) Points
 5 at San Francisco (2/2) Rebounds
 7 vs. San Diego (1/7)..... Assists
 1, twice Blocked Shots
 3, twice Steals
 34 vs. LMU (1/5)..... Minutes
 4 vs. Central Mich. (11/21)..... FG Made
 1, several 3FG Made
 6 vs. Pacific (2/4) FT Made

SEASON#3 JEREMY MAJOR.....CAREER
 21 vs. Belmont (12/3) Points..... 28, twice (last vs. USF, 3/5/16)
 7 vs. San Diego (1/7)..... Rebounds 10 at Fresno State (11/13/15)
 11 vs. Cal Poly (11/11)..... Assists..... 12 vs. Green Bay (11/28/13)
 1, twice Blocked Shots 2, several
 2, twice Steals..... 4, several (last at BYU, 1/30/16)
 38 vs. Portland (1/26) Minutes 48 at LMU (2/27/16)
 9 vs. Belmont (12/3) FG Made 10, twice (last vs. USF, 3/5/16)
 5 vs. Portland (1/26) 3FG Made 5, several (last vs. Port, 1/26/17)
 3, several FT Made..... 11 at LMU (2/27/16)

SEASON#30 LAMOND MURRAY JR.....CAREER
 33 vs. Weber State (11/15) Points..... 33 vs. Weber State (11/15/16)
 11 at Montana (12/22) Rebounds 11 at Montana (12/22/16)
 4, twice Assists..... 4, twice (last vs. Pacific, 2/4/17)
 2, several Blocked Shots 3 vs. Santa Clara (2/19/15)
 3, several Steals..... 3, several (last at BYU, 1/19/17)
 40 at Pacific (1/12)..... Minutes 42, twice (last at LMU (2/27/16)
 13 vs. Weber State (11/15)..... FG Made 13 vs. Weber State (11/15/16)
 5 vs. St. Bonaventure (11/23) 3FG Made 5 vs. St. Bonaventure (11/23/16)
 10 vs. Pacific (2/4) FT Made..... 12 vs. Pacific (1/7/16)

SEASON/CAREER#14 CHRIS REYES
 24 vs. Portland State (11/27) Points
 15 vs. Portland (1/26) Rebounds
 6, twice Assists
 5 vs. Life Pacific (11/17) Blocked Shots
 2, twice Steals
 37 vs. Santa Clara (1/14)..... Minutes
 10 vs. Cal Poly (11/11)..... FG Made
 2 vs. San Diego (1/7)..... 3FG Made
 7, twice FT Made

SEASON/CAREER#31 NOLAN TAYLOR
 12 at Long Beach State (12/7)..... Points
 6, twice Rebounds
 2, twice Assists
 Blocked Shots
 1, several Steals
 28 vs. LMU (1/5) Minutes
 6 at Long Beach State (12/7)..... FG Made
 1 at Saint Mary's (1/21) 3FG Made
 5 at Portland (12/31)..... FT Made

SEASON#0 AMADI UDENYICAREER
 17 vs. Life Pacific (11/17) Points..... 17 vs. Life Pacific (11/17/16)
 6 vs. Life Pacific (11/17) Rebounds 7 vs. LMU (1/2/16)
 7, several Assists..... 10 vs. Santa Clara (2/20/16)
 Blocked Shots 1, twice
 4, twice Steals..... 4, several (last vs. LP, 11/17/16)
 33 vs. Cal Poly (11/11)..... Minutes 36 vs. Saint Mary's (2/8/14)
 5 vs. Life Pacific (11/17) FG Made 6 at Saint Mary's (2/11/16)
 3 vs. Little Rock (11/22) 3FG Made 4, twice (last at Portland, 2/12/15)
 7 vs. Life Pacific (11/17) FT Made..... 7 vs. Life Pacific (11/17/16)

SEASON/CAREER ..#32 KAIJAE YEE-STEPHENS
 3 vs. Life Pacific (11/17) Points
 1 vs. Weber State (11/15)..... Rebounds
 Assists
 Blocked Shots
 1 vs. Life Pacific (11/17) Steals
 13, twice Minutes
 1, twice FG Made
 1 vs. Life Pacific (11/17) 3FG Made
 FT Made

PEPPERDINE'S RECORD WHEN...

	2016 Under	2017 Wilson
Game Decided by 1-5 Points.....	3-2	23-19
Game Decided by 6-9 Points.....	2-4	23-21
Game Decided by 10+ Points.....	2-11	34-58
Scoring First	3-8	37-40
Opponent Scores First.....	4-9	43-58
Leading at Halftime.....	5-0	53-15
Tied at Halftime	0-0	3-2
Trailing at Halftime.....	2-17	24-81
Leading With 5 Minutes to Play	5-1	65-6
Tied With 5 Minutes to Play.....	0-1	3-2
Trailing With 5 Minutes to Play	2-15	12-90
Scoring 90-99 Points	0-0	3-0
Scoring 80-89 Points	2-1	12-3
Scoring 70-79 Points	3-5	28-26
Scoring 60-69 Points	2-9	25-34
Scoring 59 or Fewer Points	0-2	12-35
Opp. Scoring 80+ Points	0-10	2-34
Opp. Scoring 70-79 Points	3-7	11-36
Opp. Scoring 60-69 Points	4-0	39-23
Opp. Scoring 50-59 Points	0-0	17-5
Opp. Scoring 40-49 Points	0-0	10-0
Opp. Scoring 30-39 Points	0-0	1-0

	2016 Under	2017 Wilson
50%-plus FG Pct.	4-4	21-15
40-49% FG Pct.	3-8	48-44
39.9%-minus FG Pct.	0-5	11-39
Opp. 50%-plus FG Pct.	1-9	3-38
Opp. 40-49% FG Pct.	3-8	30-54
Opp. 39.9%-minus FG Pct.	3-0	47-6
Better FG% Than Opponent.....	6-3	67-24
Opponent Has Better FG%.....	1-14	11-74
More 3FGM Made Than Opponent	4-1	40-20
3FGM Are Equal	0-1	7-10
Opponent Has More 3FGM	3-15	33-68
80%-plus FT Pct.	0-3	16-14
70-79% FT Pct.	0-3	30-25
69%-minus FT Pct.	7-11	34-59
Better FT% Than Opponent	2-7	43-41
FT% Is Equal	0-0	0-2
Opponent Has Better FT%	5-10	37-55
Outrebounding Opponent.....	5-6	49-38
Rebounds Are Equal.....	0-0	7-4
Outrebounded by Opponent.....	2-11	24-56

	2016 Under	2017 Wilson
Fewer Turnovers Than Opponent.....	3-5	41-22
Turnovers Are Equal.....	0-1	7-8
More Turnovers Than Opponent	4-11	32-68
6 Waves Score in Double-Figures.....	0-0	0-1
5 Waves Score in Double-Figures.....	1-0	7-2
4 Waves Score in Double-Figures.....	1-2	22-13
3 Waves Score in Double-Figures.....	3-10	29-41
2 Waves Score in Double-Figures.....	2-4	16-31
1 Wave Scores in Double-Figures.....	0-1	6-6
0 Waves Score in Double-Figures.....	0-0	0-4
Waves Have More in Double-Figures....	1-0	39-12
Double-Figure Scorers Are Equal.....	4-6	25-31
Opp. Has More in Double-Figures.....	2-11	16-55
Waves' Bench Scores More	4-5	45-34
Bench Scoring Is Equal	0-1	3-5
Opponent Bench Scores More	3-11	32-59
Wearing Blue	0-8	25-54
Wearing Orange	2-6	11-13
Wearing White.....	5-3	44-31
Overtime.....	0-0	6-3
Biggest Deficit in Win.....	9	twice
Biggest Lead in Loss	10	at Pacific

THE LAST TIME...

Pepperdine Defeated an AP Top 25 Team:
11/27/2004 vs. #20 Wisconsin (75-61)

Pepperdine Defeated an AP Top 10 Team:
11/28/2001 at #10 UCLA (85-78)

Pepperdine Defeated an AP Top 25 Team on Road:
11/28/2001 at #10 UCLA (85-78)

Won an Overtime Game: (lost 1 straight)
Waves.....1/13/2016 at Pacific (65-63, A)
Opponent.....2/27/2016 by LMU (83-90, A, 2OT)

Won a Multi-Overtime Game: (lost 2 straight)
Waves.....12/28/2002 vs. UALR (116-110, N)
Opponent.....2/27/2016 by LMU (83-90, A, 2OT)

100+ Points by a Team:
Waves.....1/8/2008 vs. Hope International (118-76)
Opponent.....2/18/2008 by Saint Mary's (64-100)

Fewer Than 50 Points by a Team:
Waves.....1/28/2002 vs. Gonzaga (49-96)
Opponent.....3/7/2015 by San Diego (50-47)

60+ Percent Field Goal Shooting:
Waves.....11/29/2013 vs. Denver (.714)
Opponent.....1/13/2011 by Gonzaga (.625)

50+ Percent Field Goal Shooting:
Waves.....2/4/2017 vs. Pacific (.509)
Opponent.....1/28/2017 by Gonzaga (.586)

30 Percent Field Goal Shooting or Less:
Waves.....3/18/2015 at Seattle (.296)
Opponent.....11/16/2015 by SD Christian (.262)

10+ Three-Pointers Made:
Waves.....2/4/2017 vs. Pacific (10-21)
Opponent.....1/14/2017 by Santa Clara (14-29)

Zero Three-Pointers Made:
Waves.....2/14/2015 at Gonzaga (0-10)
Opponent.....11/16/2015 by SD Christian (0-19)

6+ Players Scored in Double-Figures:
Waves.....12/16/2012 vs. Central Michigan (6)
Opponent.....11/27/2016 by Portland State (6)

5+ Players Scored in Double-Figures:
Waves.....2/4/2017 vs. Pacific (5)
Opponent.....12/29/2016 by Gonzaga (5)

Zero Players Scored in Double-Figures
Waves.....3/18/2015 at Seattle
Opponent.....1/21/2016 by San Diego

Player Scored 40+ Points:
Waves.....1/17/2001, Brandon Armstrong
.....vs. Loyola Marymount (40)
Opponent.....2/9/2004, Paul Marigney
.....of Saint Mary's (40)

Player Scored 30+ Points:
Waves.....1/14/2017, Lamond Murray Jr.
.....vs. Santa Clara (32)
Opponent.....1/14/2017, Jared Brownridge
.....of Santa Clara (30)

Player Scored 25+ Points:
Waves.....2/4/2017, Lamond Murray Jr.
.....vs. Pacific (26)
Opponent.....1/14/2017, Jared Brownridge
.....of Santa Clara (30)

Player Made 6+ Three-Pointers:
Waves.....12/30/2013, Malcolm Brooks
.....vs. BYU (6)
Opponent.....1/14/2017, Jared Brownridge
.....of Santa Clara (7)

Player Made 5+ Three-Pointers:
Waves.....2/4/2017, Knox Hellums
.....vs. Pacific (5)
Opponent.....1/14/2017, Jared Brownridge
.....of Santa Clara (7)

Player Made 15+ Free Throws:
Waves.....1/3/2004, Glen McGowan
.....at Colorado State (16-for-18)
Opponent.....1/21/2012, Brandon Davies
.....of BYU (15-for-18)

Player Made 10+ Free Throws:
Waves.....2/4/2017, Lamond Murray Jr.
.....vs. Pacific (10-for-13)
Opponent.....1/12/2017, T.J. Wallace
.....of Pacific (11-for-13)

Player Had 20+ Rebounds:
Waves.....1/3/2005, Glen McGowan
.....vs. Colorado State (22)
Opponent.....11/11/2016, Josh Martin
.....of Cal Poly (21)

Player Had 15+ Rebounds:
Waves.....1/26/2017, Chris Reyes
.....vs. Portland (15)
Opponent.....11/11/2016, Josh Martin
.....of Cal Poly (21)

Player Had 10+ Assists:
Waves.....11/11/2016, Jeremy Major
.....vs. Cal Poly (11)
Opponent.....1/12/2017, T.J. Wallace
.....of Pacific (10)

Player Had 5+ Blocked Shots:
Waves.....11/17/2016, Chris Reyes
.....vs. Life Pacific (5)
Opponent.....2/16/2012, Eric Wallace
.....of Seattle (5)

Player Had 5+ Steals:
Waves.....1/31/2013, Lorne Jackson
.....vs. BYU (5)
Opponent.....2/2/2017, Charles Minlend
.....of San Francisco (5)

Player Had a Double-Double:
Waves.....2/4/2017, Chris Reyes
.....vs. Pacific (10 pts, 11 rbs)

Player Had Consecutive Double-Doubles:
Waves.....2/13-3/5/2016, Stacy Davis
.....at Pacific, vs. USF, vs. SCU, at LMU, vs. USF

Player Had a Triple-Double:
Waves.....2/1/1991, Doug Christie
.....vs. Saint Mary's (21 pts, 11 ast, 10 rbs)

Player Had a 20-20 Game:
Waves.....1/3/2005, Glen McGowan
.....vs. Colorado State (31 pts, 22 rbs)
Opponent.....2/3/2007, Josh Heytvelt
.....of Gonzaga (27 pts, 22 rbs)

2 Players with 20+ Points:
Waves.....1/26/2017 vs. Portland
.....(Lamond Murray Jr. 22, Jeremy Major 20)
Opponent.....12/3/2016 by Belmont
.....(Evan Bradds 24, Taylor Barnette 20)

2 Players with 10+ Rebounds:
Waves.....1/26/2017 vs. Portland
.....(Chris Reyes 15, Lamond Murray Jr. 10)
Opponent.....11/23/2016 by St. Bonaventure
.....(Denzel Gregg 10, Matt Mobley 10)

2 Players with Double-Doubles:
Waves.....1/26/2017 vs. Portland
.....(C. Reyes 10 & 15, L. Murray 22 & 10)
Opponent.....11/23/2016 by St. Bonaventure
.....(D. Gregg 10 & 10, M. Mobley 24 & 10)



2016-17 Pepperdine Men's Basketball
 Pepperdine Combined Team Statistics (as of Feb 04, 2017)
All games



RECORD:	OVERALL	HOME	AWAY	NEUTRAL
ALL GAMES	7-17	6-5	0-10	1-2
CONFERENCE	3-9	3-3	0-6	0-0
NON-CONFERENCE	4-8	3-2	0-4	1-2

#	Player	gp-gs	min	avg	Total		3-Point		F-Throw		Rebounds				pf	dq	a	to	blk	stl	pts	avg
					fg-fga	fg%	3fg-fga	3fg%	ft-fa	ft%	off	def	tot	avg								
30	MURRAY JR., Lamond	24-23	807	33.6	195-394	.495	41-99	.414	65-88	.739	30	111	141	5.9	46	0	32	64	11	28	496	20.7
14	REYES, Chris	24-24	814	33.9	133-252	.528	3-8	.375	64-111	.577	55	138	193	8.0	61	0	56	41	34	8	333	13.9
03	MAJOR, Jeremy	24-24	807	33.6	109-299	.365	43-124	.347	26-58	.448	21	56	77	3.2	44	0	89	54	3	20	287	12.0
00	UDENYI, Amadi	6-6	158	26.3	13-33	.394	5-13	.385	9-14	.643	2	15	17	2.8	5	0	32	13	0	10	40	6.7
21	HELLUMS, Knox	23-8	402	17.5	36-103	.350	28-69	.406	15-15	1.000	4	24	28	1.2	36	0	8	21	3	5	115	5.0
31	TAYLOR, Nolan	17-13	298	17.5	34-72	.472	1-5	.200	16-22	.727	16	38	54	3.2	41	1	8	8	0	6	85	5.0
01	LEE, Elijah	24-9	510	21.3	30-85	.353	8-27	.296	31-41	.756	7	42	49	2.0	40	0	63	48	2	25	99	4.1
24	LeCESNE, Craig	22-1	294	13.4	32-71	.451	3-6	.500	13-19	.684	21	41	62	2.8	37	3	19	19	3	5	80	3.6
12	GEHRING, Nate	20-4	228	11.4	26-43	.605	0-0	.000	7-19	.368	16	43	59	3.0	34	0	5	17	9	3	59	3.0
23	ALLEN, Jonathan	23-2	238	10.3	12-27	.444	5-15	.333	4-5	.800	6	20	26	1.1	38	3	9	16	2	7	33	1.4
32	YEE-STEPHENS, Kaij	4-0	33	8.3	2-8	.250	1-6	.167	0-0	.000	1	0	1	0.3	5	0	0	0	0	1	5	1.3
44	KEENAN, Ryan	19-6	156	8.2	11-20	.550	0-0	.000	1-6	.167	9	9	18	0.9	22	1	2	9	2	1	23	1.2
34	HEMPY, Kevin	14-0	52	3.7	3-8	.375	0-3	.000	1-2	.500	5	6	11	0.8	5	0	1	0	0	0	7	0.5
15	MARTIN, Caleb	3-0	3	1.0	0-0	.000	0-0	.000	0-0	.000	0	2	2	0.7	0	0	0	0	0	0	0	0.0
Team											39	41	80				4					
Total.....		24	4800		636-1415	.449	138-375	.368	252-400	.630	232	586	818	34.1	414	8	324	314	69	119	1662	69.2
Opponents.....		24	4800		706-1470	.480	209-516	.405	295-419	.704	231	640	871	36.3	419	10	370	249	90	152	1916	79.8

TEAM STATISTICS	PEP	OPP	Date	Opponent	Score	Att.
SCORING	1662	1916	11/11/16	CAL POLY	w 77-68	1320
Points per game	69.2	79.8	11/15/16	WEBER STATE	w 69-68	1020
Scoring margin	-10.6	-	11/17/16	LIFE PACIFIC	w 85-79	985
FIELD GOALS-ATT	636-1415	706-1470	# 11/21/16	vs Central Michigan	L 77-88	500
Field goal pct	.449	.480	# 11/22/16	vs Little Rock	w 66-65	650
3 POINT FG-ATT	138-375	209-516	# 11/23/16	vs St. Bonaventure	L 63-89	760
3-point FG pct	.368	.405	11/27/16	PORTLAND STATE	L 85-91	1021
3-pt FG made per game	5.8	8.7	12/03/16	BELMONT	L 77-85	1340
FREE THROWS-ATT	252-400	295-419	12/07/16	at Long Beach State	L 66-75	2563
Free throw pct	.630	.704	12/11/16	at USC	L 67-93	2928
F-Throws made per game	10.5	12.3	12/20/16	at Louisiana	L 64-90	3582
REBOUNDS	818	871	12/22/16	at Montana	L 70-71	3476
Rebounds per game	34.1	36.3	* 12/29/16	at Gonzaga	L 62-92	6000
Rebounding margin	-2.2	-	* 12/31/16	at Portland	L 60-73	1624
ASSISTS	324	370	* 01/05/17	LOYOLA MARYMOUNT	w 71-70	1572
Assists per game	13.5	15.4	* 01/07/17	SAN DIEGO	L 68-76	1007
TURNOVERS	314	249	* 01/12/17	at Pacific	L 74-79	1669
Turnovers per game	13.1	10.4	* 01/14/17	SANTA CLARA	L 61-75	1053
Turnover margin	-2.7	-	* 01/19/17	at BYU	L 70-99	13410
Assist/turnover ratio	1.0	1.5	* 01/21/17	at Saint Mary's	L 65-85	3500
STEALS	119	152	* 01/26/17	PORTLAND	w 78-60	1079
Steals per game	5.0	6.3	* 01/28/17	GONZAGA	L 49-96	3104
BLOCKS	69	90	* 02/02/17	at San Francisco	L 56-77	1975
Blocks per game	2.9	3.8	* 02/04/17	PACIFIC	w 82-72	1103
ATTENDANCE	14604	42637				
Home games-Avg/Game	11-1328	10-4073				
Neutral site-Avg/Game	-	3-637				

* = West Coast Conference game
 # = Lone Star Showcase (Cedar Park, Texas)

Score by Periods	1st	2nd	Totals
Pepperdine	780	882	1662
Opponents	903	1013	1916



2016-17 Pepperdine Men's Basketball
 Pepperdine Combined Team Statistics (as of Feb 04, 2017)
Conference games



RECORD:	OVERALL	HOME	AWAY	NEUTRAL
ALL GAMES	3-9	3-3	0-6	0-0
CONFERENCE	3-9	3-3	0-6	0-0
NON-CONFERENCE	0-0	0-0	0-0	0-0

#	Player	gp-gs	min	avg	Total		3-Point		F-Throw		Rebounds				pf	dq	a	to	blk	stl	pts	avg
					fg-fga	fg%	3fg-fga	3fg%	ft-fita	ft%	off	def	tot	avg								
30	MURRAY JR., Lamond	12-12	419	34.9	102-197	.518	19-53	.358	41-55	.745	18	58	76	6.3	21	0	20	34	4	15	264	22.0
14	REYES, Chris	12-12	417	34.8	60-134	.448	2-7	.286	35-65	.538	25	71	96	8.0	28	0	29	19	11	3	157	13.1
03	MAJOR, Jeremy	12-12	415	34.6	55-145	.379	23-65	.354	15-29	.517	9	33	42	3.5	22	0	39	27	2	13	148	12.3
31	TAYLOR, Nolan	12-10	210	17.5	22-53	.415	1-3	.333	15-20	.750	13	25	38	3.2	30	1	4	4	0	5	60	5.0
01	LEE, Elijah	12-9	307	25.6	14-44	.318	3-16	.188	21-29	.724	2	22	24	2.0	27	0	42	24	1	11	52	4.3
21	HELLUMS, Knox	11-2	175	15.9	14-45	.311	13-36	.361	0-0	.000	1	10	11	1.0	16	0	2	5	2	1	41	3.7
24	LeCESNE, Craig	11-0	111	10.1	11-30	.367	3-6	.500	5-8	.625	6	12	18	1.6	16	1	5	2	2	2	30	2.7
12	GEHRING, Nate	10-2	95	9.5	8-16	.500	0-0	.000	0-4	.000	5	15	20	2.0	16	0	3	5	4	1	16	1.6
44	KEENAN, Ryan	9-0	75	8.3	5-10	.500	0-0	.000	1-4	.250	3	3	6	0.7	10	0	0	4	1	1	11	1.2
23	ALLEN, Jonathan	12-1	130	10.8	4-11	.364	2-7	.286	2-3	.667	1	8	9	0.8	17	2	6	9	1	6	12	1.0
34	HEMPY, Kevin	9-0	44	4.9	2-6	.333	0-2	.000	1-2	.500	4	4	8	0.9	4	0	1	0	0	0	5	0.6
15	MARTIN, Caleb	2-0	2	1.0	0-0	.000	0-0	.000	0-0	.000	0	1	1	0.5	0	0	0	0	0	0	0	0.0
Team											16	18	34				2					
Total.....		12	2400		297-691	.430	66-195	.338	136-219	.621	103	280	383	31.9	207	4	151	135	28	58	796	66.3
Opponents.....		12	2400		355-729	.487	95-254	.374	149-215	.693	123	340	463	38.6	224	8	194	121	42	75	954	79.5

TEAM STATISTICS	PEP	OPP	Date	Opponent	Score	Att.
SCORING	796	954	* 12/29/16	at Gonzaga	L 62-92	6000
Points per game	66.3	79.5	* 12/31/16	at Portland	L 60-73	1624
Scoring margin	-13.2	-	* 01/05/17	LOYOLA MARYMOUNT	w 71-70	1572
FIELD GOALS-ATT	297-691	355-729	* 01/07/17	SAN DIEGO	L 68-76	1007
Field goal pct	.430	.487	* 01/12/17	at Pacific	L 74-79	1669
3 POINT FG-ATT	66-195	95-254	* 01/14/17	SANTA CLARA	L 61-75	1053
3-point FG pct	.338	.374	* 01/19/17	at BYU	L 70-99	13410
3-pt FG made per game	5.5	7.9	* 01/21/17	at Saint Mary's	L 65-85	3500
FREE THROWS-ATT	136-219	149-215	* 01/26/17	PORTLAND	w 78-60	1079
Free throw pct	.621	.693	* 01/28/17	GONZAGA	L 49-96	3104
F-Throws made per game	11.3	12.4	* 02/02/17	at San Francisco	L 56-77	1975
REBOUNDS	383	463	* 02/04/17	PACIFIC	w 82-72	1103
Rebounds per game	31.9	38.6				
Rebounding margin	-6.7	-				
ASSISTS	151	194				
Assists per game	12.6	16.2				
TURNOVERS	135	121				
Turnovers per game	11.3	10.1				
Turnover margin	-1.2	-				
Assist/turnover ratio	1.1	1.6				
STEALS	58	75				
Steals per game	4.8	6.3				
BLOCKS	28	42				
Blocks per game	2.3	3.5				
ATTENDANCE	8918	28178				
Home games-Avg/Game	6-1486	6-4696				
Neutral site-Avg/Game	-	0-0				

* = West Coast Conference game
 # = Lone Star Showcase (Cedar Park, Texas)

Score by Periods	1st	2nd	Totals
Pepperdine	373	423	796
Opponents	445	509	954



2016-17 Pepperdine Men's Basketball
 Pepperdine Points-Rebounds-Assists (as of Feb 04, 2017)
All games



Opponent	Date	Score	00		01		03		12		14		15		21	
			UDENYI,AMA	LEE,ELIJAH	MAJOR,JERE	GEHRING,NA	REYES,CHRI	MARTIN,CAL	HELLUMS,KN							
CAL POLY	11/11/16	77-68	w	12-2-7	0-2-0	2-5-11	6-5-0	20-6-6	DNP							2-0-0
WEBER STATE	11/15/16	69-68	w	0-3-4	0-0-1	8-4-1	DNP	17-9-4	DNP							0-3-0
LIFE PACIFIC	11/17/16	85-79	w	17-6-7	6-3-0	4-0-2	DNP	13-10-1	DNP							2-1-0
vs Central Michigan	11/21/16	77-88	L	2-2-7	8-3-3	16-2-4	2-9-0	14-8-0	DNP							6-0-0
vs Little Rock	11/22/16	66-65	w	9-2-2	0-1-0	16-2-3	5-7-0	14-10-3	DNP							3-0-1
vs St. Bonaventure	11/23/16	63-89	L	DNP	0-0-4	10-5-4	8-1-1	6-4-2	DNP							5-4-2
PORTLAND STATE	11/27/16	85-91	L	0-2-5	0-2-2	17-1-5	0-2-0	24-11-2	DNP							19-0-0
BELMONT	12/03/16	77-85	L	DNP	5-1-4	21-6-6	2-2-0	14-8-2	DNP							8-1-0
at Long Beach State	12/07/16	66-75	L	DNP	5-3-1	8-4-7	4-1-1	15-5-2	DNP							3-2-1
at USC	12/11/16	67-93	L	DNP	6-4-4	19-3-3	4-2-0	13-10-1	0-1-0							9-1-1
at Louisiana	12/20/16	64-90	L	DNP	8-2-1	9-1-2	8-5-0	14-8-2	DNP							9-4-0
at Montana	12/22/16	70-71	L	DNP	9-4-1	9-2-2	4-5-0	12-8-2	DNP							8-1-1
at Gonzaga	12/29/16	62-92	L	DNP	0-1-3	15-3-4	0-1-0	10-6-3	DNP							6-1-1
at Portland	12/31/16	60-73	L	DNP	9-0-2	10-4-2	4-5-0	12-7-1	DNP							6-2-0
LOYOLA MARYMOUNT	01/05/17	71-70	w	DNP	2-4-5	11-1-3	4-6-1	21-8-3	DNP							5-0-0
SAN DIEGO	01/07/17	68-76	L	DNP	0-1-7	11-7-4	0-0-0	20-6-3	DNP							0-0-0
at Pacific	01/12/17	74-79	L	DNP	2-1-5	14-5-6	DNP	20-7-6	DNP							DNP
SANTA CLARA	01/14/17	61-75	L	DNP	3-2-5	2-4-5	DNP	11-7-1	DNP							3-1-0
at BYU	01/19/17	70-99	L	DNP	8-2-3	4-0-4	4-1-0	15-11-3	0-1-0							3-2-0
at Saint Mary's	01/21/17	65-85	L	DNP	2-1-2	17-1-2	0-2-0	8-6-1	0-0-0							0-0-1
PORTLAND	01/26/17	78-60	w	DNP	9-1-4	20-4-3	0-0-1	10-15-2	DNP							0-0-0
GONZAGA	01/28/17	49-96	L	DNP	4-4-3	13-3-0	0-0-0	11-4-1	DNP							3-3-0
at San Francisco	02/02/17	56-77	L	DNP	3-5-2	16-6-2	0-0-0	9-8-1	DNP							0-0-0
PACIFIC	02/04/17	82-72	w	DNP	10-2-1	15-4-4	4-5-1	10-11-4	DNP							15-2-0

Opponent	Date	Score	23		24		30		31		32		34		44	
			ALLEN,JONA	LECESNE,CR	MURRAY JR.	TAYLOR,NOL	YEE-STEPHE	HEMPY,KEVI	KEENAN,RYA							
CAL POLY	11/11/16	77-68	w	0-0-0	6-5-0	23-4-0	DNP	0-0-0	DNP							6-3-1
WEBER STATE	11/15/16	69-68	w	0-2-1	7-5-1	33-8-0	DNP	2-1-0	DNP							2-2-0
LIFE PACIFIC	11/17/16	85-79	w	2-2-1	10-11-2	28-7-4	DNP	3-0-0	0-2-0							0-1-0
vs Central Michigan	11/21/16	77-88	L	0-0-0	2-2-1	25-4-1	DNP	0-0-0	2-1-0							0-0-0
vs Little Rock	11/22/16	66-65	w	DNP	8-7-1	9-1-3	DNP	DNP	DNP							2-1-0
vs St. Bonaventure	11/23/16	63-89	L	0-2-0	10-4-1	24-5-0	DNP	DNP	0-0-0							0-2-0
PORTLAND STATE	11/27/16	85-91	L	0-0-0	4-5-5	19-8-3	DNP	DNP	DNP							2-0-1
BELMONT	12/03/16	77-85	L	2-3-0	0-2-1	21-6-1	4-2-1	DNP	0-0-0							0-1-0
at Long Beach State	12/07/16	66-75	L	2-1-0	1-1-2	16-5-0	12-4-0	DNP	DNP							DNP
at USC	12/11/16	67-93	L	3-4-0	0-1-0	11-1-0	2-4-0	DNP	0-0-0							0-1-0
at Louisiana	12/20/16	64-90	L	2-0-0	2-1-0	9-5-0	3-5-1	DNP	DNP							0-1-0
at Montana	12/22/16	70-71	L	10-3-1	DNP	14-11-0	4-1-2	DNP	DNP							DNP
at Gonzaga	12/29/16	62-92	L	2-1-0	0-2-0	19-7-1	10-0-0	DNP	0-0-0							0-0-0
at Portland	12/31/16	60-73	L	0-0-0	0-0-0	14-5-1	5-6-2	DNP	0-0-0							0-1-0
LOYOLA MARYMOUNT	01/05/17	71-70	w	0-0-1	DNP	19-5-0	9-5-0	DNP	DNP							DNP
SAN DIEGO	01/07/17	68-76	L	0-0-0	9-2-2	23-6-1	5-3-0	DNP	0-0-0							DNP
at Pacific	01/12/17	74-79	L	0-0-1	3-1-0	23-7-3	8-2-0	DNP	0-2-0							4-2-0
SANTA CLARA	01/14/17	61-75	L	0-0-0	8-5-3	32-6-2	0-2-0	DNP	DNP							2-0-0
at BYU	01/19/17	70-99	L	0-0-0	6-2-0	23-3-1	4-1-0	DNP	2-2-0							1-0-0
at Saint Mary's	01/21/17	65-85	L	0-3-0	1-1-0	29-5-2	8-2-1	DNP	0-0-0							0-0-0
PORTLAND	01/26/17	78-60	w	5-1-2	3-1-0	22-10-1	7-3-0	DNP	DNP							2-2-0
GONZAGA	01/28/17	49-96	L	2-2-1	0-2-0	12-5-1	2-6-0	DNP	0-2-0							2-1-0
at San Francisco	02/02/17	56-77	L	3-2-1	0-2-0	22-9-3	0-4-0	DNP	3-1-0							0-0-0
PACIFIC	02/04/17	82-72	w	0-0-0	0-0-0	26-8-4	2-4-1	DNP	0-1-1							DNP



2016-17 Pepperdine Men's Basketball
 Pepperdine Season/Career Statistics (as of Feb 04, 2017)
All games



SEASON STATISTICS

CAREER STATISTICS

SUMMARY	gp-gs	min/g	fg%	3fg%	ft%	r/g	a/g	stl	blk	pts/g	gp-gs	min/g	fg%	3fg%	ft%	r/g	a/g	stl	blk	pts/g
MURRAY JR., Lamond	24-23	33.6	.495	.414	.739	5.9	1.3	28	11	20.7	111-57	23.7	.479	.389	.740	4.1	0.9	81	39	11.9
REYES, Chris	24-24	33.9	.528	.375	.577	8.0	2.3	8	34	13.9	24-24	33.9	.528	.375	.577	8.0	2.3	8	34	13.9
MAJOR, Jeremy	24-24	33.6	.365	.347	.448	3.2	3.7	20	3	12.0	119-116	30.2	.401	.364	.588	3.2	3.9	148	30	9.7
UDENYI, Amadi	6-6	26.3	.394	.385	.643	2.8	5.3	10	0	6.7	81-33	24.1	.334	.325	.623	2.0	4.1	77	2	5.6
HELLUMS, Knox	23-8	17.5	.350	.406	1.000	1.2	0.3	5	3	5.0	23-8	17.5	.350	.406	1.000	1.2	0.3	5	3	5.0
TAYLOR, Nolan	17-13	17.5	.472	.200	.727	3.2	0.5	6	0	5.0	17-13	17.5	.472	.200	.727	3.2	0.5	6	0	5.0
LEE, Elijah	24-9	21.3	.353	.296	.756	2.0	2.6	25	2	4.1	24-9	21.3	.353	.296	.756	2.0	2.6	25	2	4.1
LeCESNE, Craig	22-1	13.4	.451	.500	.684	2.8	0.9	5	3	3.6	22-1	13.4	.451	.500	.684	2.8	0.9	5	3	3.6
GEHRING, Nate	20-4	11.4	.605	.000	.368	3.0	0.3	3	9	3.0	33-8	9.8	.580	.000	.429	2.2	0.3	9	10	2.0
ALLEN, Jonathan	23-2	10.3	.444	.333	.800	1.1	0.4	7	2	1.4	41-2	8.9	.417	.350	.667	1.1	0.3	12	2	1.0
YEE-STEPHENS, Kaija	4-0	8.3	.250	.167	.000	0.3	0.0	1	0	1.3	4-0	8.3	.250	.167	.000	0.3	0.0	1	0	1.3
KEENAN, Ryan	19-6	8.2	.550	.000	.167	0.9	0.1	1	2	1.2	29-6	6.8	.565	.000	.200	0.8	0.1	1	2	1.0
HEMPY, Kevin	14-0	3.7	.375	.000	.500	0.8	0.1	0	0	0.5	14-0	3.7	.375	.000	.500	0.8	0.1	0	0	0.5
MARTIN, Caleb	3-0	1.0	.000	.000	.000	0.7	0.0	0	0	0.0	3-0	1.0	.000	.000	.000	0.7	0.0	0	0	0.0

SCORING	fg-fga	fg%	3fg-fga	3fg%	ft-fta	ft%	pts	pts/g	fg-fga	fg%	3fg-fga	3fg%	ft-fta	ft%	pts	pts/g
MURRAY JR., Lamond	195-394	.495	41-99	.414	65-88	.739	496	20.7	519-1083	.479	77-198	.389	211-285	.740	1326	11.9
REYES, Chris	133-252	.528	3-8	.375	64-111	.577	333	13.9	133-252	.528	3-8	.375	64-111	.577	333	13.9
MAJOR, Jeremy	109-299	.365	43-124	.347	26-58	.448	287	12.0	404-1007	.401	148-407	.364	203-345	.588	1159	9.7
UDENYI, Amadi	13-33	.394	5-13	.385	9-14	.643	40	6.7	142-425	.334	69-212	.325	101-162	.623	454	5.6
HELLUMS, Knox	36-103	.350	28-69	.406	15-15	1.000	115	5.0	36-103	.350	28-69	.406	15-15	1.000	115	5.0
TAYLOR, Nolan	34-72	.472	1-5	.200	16-22	.727	85	5.0	34-72	.472	1-5	.200	16-22	.727	85	5.0
LEE, Elijah	30-85	.353	8-27	.296	31-41	.756	99	4.1	30-85	.353	8-27	.296	31-41	.756	99	4.1
LeCESNE, Craig	32-71	.451	3-6	.500	13-19	.684	80	3.6	32-71	.451	3-6	.500	13-19	.684	80	3.6
GEHRING, Nate	26-43	.605	0-0	.000	7-19	.368	59	3.0	29-50	.580	0-0	.000	9-21	.429	67	2.0
ALLEN, Jonathan	12-27	.444	5-15	.333	4-5	.800	33	1.4	15-36	.417	7-20	.350	6-9	.667	43	1.0
YEE-STEPHENS, Kaija	2-8	.250	1-6	.167	0-0	.000	5	1.3	2-8	.250	1-6	.167	0-0	.000	5	1.3
KEENAN, Ryan	11-20	.550	0-0	.000	1-6	.167	23	1.2	13-23	.565	0-0	.000	2-10	.200	28	1.0
HEMPY, Kevin	3-8	.375	0-3	.000	1-2	.500	7	0.5	3-8	.375	0-3	.000	1-2	.500	7	0.5
MARTIN, Caleb	0-0	.000	0-0	.000	0-0	.000	0	0.0	0-0	.000	0-0	.000	0-0	.000	0	0.0

TOTALS	o-reb	d-reb	t-reb	pf	fo	ast	to	a/to	o-reb	d-reb	t-reb	pf	fo	ast	to	a/to
MURRAY JR., Lamond	30	111	141	46	0	32	64	0.5	120	340	460	200	1	99	158	0.6
REYES, Chris	55	138	193	61	0	56	41	1.4	55	138	193	61	0	56	41	1.4
MAJOR, Jeremy	21	56	77	44	0	89	54	1.6	72	306	378	271	4	463	238	1.9
UDENYI, Amadi	2	15	17	5	0	32	13	2.5	25	133	158	147	2	331	136	2.4
HELLUMS, Knox	4	24	28	36	0	8	21	0.4	4	24	28	36	0	8	21	0.4
TAYLOR, Nolan	16	38	54	41	1	8	8	1.0	16	38	54	41	1	8	8	1.0
LEE, Elijah	7	42	49	40	0	63	48	1.3	7	42	49	40	0	63	48	1.3
LeCESNE, Craig	21	41	62	37	3	19	19	1.0	21	41	62	37	3	19	19	1.0
GEHRING, Nate	16	43	59	34	0	5	17	0.3	19	55	74	38	0	9	20	0.5
ALLEN, Jonathan	6	20	26	38	3	9	16	0.6	10	34	44	54	3	14	20	0.7
YEE-STEPHENS, Kaija	1	0	1	5	0	0	0	0.0	1	0	1	5	0	0	0	0.0
KEENAN, Ryan	9	9	18	22	1	2	9	0.2	11	11	22	29	1	3	12	0.3
HEMPY, Kevin	5	6	11	5	0	1	0	0.0	5	6	11	5	0	1	0	0.0
MARTIN, Caleb	0	2	2	0	0	0	0	0.0	0	2	2	0	0	0	0	0.0



2016-17 Pepperdine Men's Basketball
Pepperdine Team Game-by-Game Comparison (as of Feb 04, 2017)
All games



Opponent	1st	2nd	Score	Mar	Total FG	FG Pct	3-Pointers	3FG Pct	Free Throws	FT Pct	Rebounds	Assist	T/Over	Block	Steal	Fouls
CAL POLY	39/31	38/37	77-68	+9	31-61/23-60	.508/.383	4-10/7-20	.400/.350	11-21/15-23	.524/.652	37/42 (5)	25/12	11/15	5/1	9/2	23/20
WEBER STATE	28/29	41/39	69-68	+1	29-65/28-52	.446/.538	1-7/7-17	.143/.412	10-15/5-10	.667/.500	38/29 +9	12/15	12/18	1/4	8/6	16/19
LIFE PACIFIC	42/32	43/47	85-79	+6	31-63/27-73	.492/.370	5-21/11-29	.238/.379	18-28/14-15	.643/.933	47/39 +8	17/12	13/9	9/3	7/4	15/21
Central Michigan	37/40	40/48	77-88	(11)	33-64/30-62	.516/.484	6-19/13-29	.316/.448	5-5/15-22	1000/.682	35/27 +8	16/13	20/10	3/2	6/7	20/14
Little Rock	32/34	34/31	66-65	+1	28-55/24-66	.509/.364	7-13/3-12	.538/.250	3-11/14-19	.273/.737	33/44 (11)	13/7	15/10	2/2	5/7	15/13
St. Bonaventure	40/42	23/47	63-89	(26)	21-55/34-67	.382/.507	8-17/12-24	.471/.500	13-19/9-12	.684/.750	32/38 (6)	14/18	11/8	5/7	3/1	16/17
PORTLAND STATE	39/44	46/47	85-91	(6)	32-62/35-66	.516/.530	11-23/7-17	.478/.412	10-14/14-18	.714/.778	35/28 +7	23/22	20/9	1/1	5/15	13/17
BELMONT	34/47	43/38	77-85	(8)	33-69/33-64	.478/.516	6-13/13-31	.462/.419	5-11/6-8	.455/.750	38/35 +3	15/17	8/9	4/3	2/4	14/15
Long Beach State	31/33	35/42	66-75	(9)	23-56/26-57	.411/.456	7-13/8-18	.538/.444	13-14/15-23	.929/.652	32/37 (5)	14/8	14/9	3/4	5/5	20/14
USC	30/48	37/45	67-93	(26)	26-68/30-53	.382/.566	8-19/12-23	.421/.522	7-11/21-27	.636/.778	37/34 +3	9/18	12/9	2/14	2/5	21/14
Louisiana	26/41	38/49	64-90	(26)	26-56/38-68	.464/.559	3-12/8-18	.250/.444	9-16/6-10	.563/.600	36/31 +5	6/16	24/10	3/4	5/12	16/13
Montana	29/37	41/34	70-71	(1)	26-50/23-53	.520/.434	6-13/13-24	.462/.542	12-16/12-17	.750/.706	35/24 +11	9/18	19/12	3/3	4/9	18/18
Gonzaga	37/44	25/48	62-92	(30)	25-55/33-70	.455/.471	6-14/10-27	.429/.370	6-7/16-24	.857/.667	27/45 (18)	12/15	20/11	1/4	6/16	18/11
Portland	23/31	37/42	60-73	(13)	19-62/25-50	.306/.500	6-22/10-22	.273/.455	16-22/13-18	.727/.722	34/36 (2)	8/14	7/14	4/6	8/3	20/19
LOYOLA MARYMOUNT	30/28	41/42	71-70	+1	28-54/26-60	.519/.433	5-13/3-11	.385/.273	10-15/15-21	.667/.714	34/32 +2	13/11	12/6	3/4	5/7	18/18
SAN DIEGO Pacific	36/37	32/39	68-76	(8)	25-54/27-56	.463/.482	6-15/9-21	.400/.429	12-20/13-19	.600/.684	27/40 (13)	17/17	11/13	5/1	5/4	18/22
SANTA CLARA	41/43	33/36	74-79	(5)	30-57/24-56	.526/.429	3-13/7-21	.231/.333	11-17/124-28	.647/.857	28/37 (9)	21/15	8/11	0/1	5/3	20/20
BYU	24/25	37/50	61-75	(14)	21-51/27-56	.412/.482	7-21/14-29	.333/.483	12-19/7-12	.632/.583	28/36 (8)	16/17	8/7	1/2	2/4	14/19
Saint Mary's	35/51	35/48	70-99	(29)	28-69/38-73	.406/.521	2-11/8-19	.182/.421	12-23/15-24	.522/.625	32/55 (23)	11/19	11/13	2/7	10/7	19/22
PORTLAND	33/47	32/38	65-85	(20)	27-59/33-58	.458/.569	7-19/7-18	.368/.389	4-8/12-18	.500/.667	22/38 (16)	9/17	9/9	1/3	5/6	20/11
GONZAGA	38/32	40/28	78-60	+18	27-55/21-52	.491/.404	8-18/7-16	.444/.438	16-24/11-13	.667/.846	38/25 +13	13/12	8/11	4/1	4/3	13/25
San Francisco	21/43	28/53	49-96	(47)	19-63/41-70	.302/.586	1-12/5-21	.083/.238	10-15/9-11	.667/.818	32/44 (12)	6/21	13/9	1/8	4/8	13/16
PACIFIC	21/41	35/36	56-77	(21)	20-57/32-68	.351/.471	5-16/9-25	.313/.360	11-26/4-10	.423/.400	40/44 (4)	9/17	14/9	2/3	1/10	15/21
	34/23	48/49	82-72	+10	28-55/28-60	.509/.467	10-21/6-24	.476/.250	16-23/10-17	.696/.588	41/31 +10	16/19	14/8	4/2	3/4	19/20

Note: Game totals are displayed in the format TEAM/OPPONENT for each category

LAST FOUR BOX SCORES



Official Basketball Box Score -- Game Totals -- Final Statistics
Pacific vs Pepperdine
 02/04/17 5:05 p.m. at Malibu, Calif. (Firestone Fieldhouse)



Pacific 72 • 8-17, 2-10 WCC

#	Player	Total			3-Ptr			Rebounds			PF	TP	A	TO	Blk	Stl	Min
		FG-FGA	FG-FGA	FT-FTA	Off	Def	Tot										
04	VUKO, Tonko	f	1-3	1-1	3-4	0	1	1	2	6	0	0	0	0	0	19	
05	TOWNES, Anthony	f	8-9	0-0	0-0	4	8	12	3	16	2	2	2	2	0	27	
02	WALLACE, T.J.	g	3-12	0-4	0-1	3	2	5	2	5	3	0	0	0	0	36	
10	MONTAGUE, Keshon	g	1-2	0-1	0-0	0	0	0	2	0	0	0	0	0	0	6	
22	BOWLES, Ray	g	3-8	1-5	0-2	0	2	2	5	7	5	3	0	0	1	24	
11	WILLIAMS, Jack	f	5-11	3-8	0-0	0	3	3	4	13	1	0	0	0	1	30	
14	TINSLEY, Max	f	1-1	0-0	1-3	0	2	2	0	3	1	0	0	0	0	15	
15	URSERY, D.J.	f	6-10	1-2	6-7	0	1	1	4	19	5	0	0	0	0	24	
24	TAYLOR, David	f	0-1	0-1	0-0	0	1	1	0	0	0	0	0	0	0	4	
30	SMITH, K.J.	f	0-1	0-1	0-0	0	0	0	0	0	0	0	0	0	0	11	
33	THEODOROU, Ilias	f	0-2	0-1	0-0	0	0	0	0	0	0	0	0	0	0	4	
	Team					2	2	4									
	Totals		28-60	6-24	10-17	9	22	31	20	72	19	8	2	4	200		

FG % 1st Half: 10-25 40.0% 2nd half: 18-35 51.4% Game: 28-60 46.7% Deadball Rebounds: 1
 3FG % 1st Half: 1-10 10.0% 2nd half: 5-14 35.7% Game: 6-24 25.0%
 FT % 1st Half: 2-6 33.3% 2nd half: 8-11 72.7% Game: 10-17 58.8%

Pepperdine 82 • 7-17, 3-9 WCC

#	Player	Total			3-Ptr			Rebounds			PF	TP	A	TO	Blk	Stl	Min
		FG-FGA	FG-FGA	FT-FTA	Off	Def	Tot										
14	REYES, Chris	f	5-10	0-0	0-1	3	8	11	2	10	4	1	2	0	0	16	
31	TAYLOR, Nolan	f	1-2	0-0	0-0	0	4	4	0	2	1	0	0	0	0	14	
03	MAJOR, Jeremy	g	6-14	3-7	0-1	1	3	4	2	15	4	2	1	1	0	32	
23	ALLEN, Jonathan	g	0-1	0-1	0-0	0	0	0	5	0	0	5	0	1	1	19	
30	MURRAY JR., Lamond	g	7-13	2-4	10-13	3	5	8	4	26	4	2	3	0	0	28	
01	LEE, Elijah	f	2-3	0-1	6-7	0	2	2	2	10	1	2	0	0	0	15	
12	GEHRING, Nate	f	2-3	0-0	0-1	2	3	5	2	4	1	1	1	0	0	18	
21	HELLUMS, Knox	f	5-9	5-8	0-0	0	2	2	1	15	0	0	0	0	0	27	
24	LeCESNE, Craig	f	0-0	0-0	0-0	0	0	0	0	0	0	0	0	0	0	3	
34	HEMPY, Kevin	f	0-0	0-0	0-0	0	1	1	1	0	1	0	0	0	0	8	
	Team					3	1	4									
	Totals		28-55	10-21	16-23	12	29	41	19	82	16	14	4	3	200		

FG % 1st Half: 14-28 50.0% 2nd half: 14-27 51.9% Game: 28-55 50.9% Deadball Rebounds: 0
 3FG % 1st Half: 5-13 38.5% 2nd half: 5-8 62.5% Game: 10-21 47.6%
 FT % 1st Half: 1-1 100.0% 2nd half: 15-22 68.2% Game: 16-23 69.6%

Officials: Dennis Flannery, Nate Harris, Jim Schipper
 Technical fouls: Pacific-None. Pepperdine-None.
 Attendance: 1103

Score by periods	1st	2nd	Total
Pacific	23	49	72
Pepperdine	34	48	82

Last FG - PAC 2nd-00:20, PEP 2nd-01:46.
 Largest lead - PAC None, PEP by 18 2nd-07:25.
 PAC led for 00:00, PEP led for 39:25. Game was tied for 00:24.

Points	In	Off	2nd	Fast	Bench
PAC	Paint	T/O	Chance	Break	
38	13	7	6	35	
34	7	12	7	29	

Score tied - 0 times.
 Lead changed - 0 times.



Official Basketball Box Score -- Game Totals -- Final Statistics
Gonzaga vs Pepperdine
 01/28/17 7:05 p.m. at Malibu, Calif. (Firestone Fieldhouse)



Gonzaga 96 • 22-0, 10-0 WCC

#	Player	Total			3-Ptr			Rebounds			PF	TP	A	TO	Blk	Stl	Min
		FG-FGA	FG-FGA	FT-FTA	Off	Def	Tot										
03	WILLIAMS, Johnathan	f	4-8	0-1	0-0	0	7	7	2	8	0	0	3	2	0	26	
24	KARNOWSKI, Przemek	c	8-11	0-0	0-0	2	2	4	4	11	2	3	0	2	0	19	
04	MATHEWS, Jordan	f	2-9	0-5	3-3	0	4	4	1	7	0	0	0	0	0	23	
05	WILLIAMS-GOSS, Nigel	g	6-9	0-2	0-0	0	6	6	2	12	8	1	0	1	0	26	
13	PERKINS, Josh	g	3-7	1-4	0-0	1	0	1	2	7	5	1	0	2	0	27	
00	MELSON, Silas	f	5-6	3-3	2-2	1	2	3	1	15	0	0	0	0	0	24	
10	ALBERTS, Bryan	f	2-6	1-4	0-0	0	1	1	0	5	4	0	0	0	0	9	
15	BAKAMUS, Rem	0	0	0	0	0	0	0	0	0	0	0	0	0	0	2	
21	HACHIMURA, Rui	f	3-4	0-1	0-1	2	0	2	2	6	0	0	0	0	0	7	
22	JONES, Jeremy	f	1-1	0-0	0-0	1	4	5	0	2	2	1	2	0	0	8	
25	EDWARDS, Ryan	f	2-3	0-0	0-0	0	1	1	1	4	0	0	1	0	0	4	
32	COLLINS, Zach	f	5-5	0-0	4-5	0	6	6	3	14	0	2	2	1	0	19	
55	TRIANO, Dustin	f	0-0	0-0	0-0	0	2	2	0	0	0	0	0	0	0	6	
	Team					0	1	1									
	Totals		41-70	5-21	9-11	8	36	44	16	96	21	9	8	1	200		

FG % 1st Half: 19-30 63.3% 2nd half: 22-40 55.0% Game: 41-70 58.6% Deadball Rebounds: 1
 3FG % 1st Half: 1-7 14.3% 2nd half: 4-14 28.6% Game: 5-21 23.8%
 FT % 1st Half: 4-5 80.0% 2nd half: 5-6 83.3% Game: 9-11 81.8%

Pepperdine 49 • 6-16, 2-8 WCC

#	Player	Total			3-Ptr			Rebounds			PF	TP	A	TO	Blk	Stl	Min
		FG-FGA	FG-FGA	FT-FTA	Off	Def	Tot										
14	REYES, Chris	f	4-9	0-1	3-7	2	2	4	4	11	1	1	0	0	0	32	
31	TAYLOR, Nolan	f	1-8	0-0	0-0	2	4	6	2	2	0	1	0	0	0	20	
01	LEE, Elijah	g	1-6	0-1	2-2	0	4	4	2	4	3	3	0	2	0	31	
03	MAJOR, Jeremy	g	5-14	0-5	3-4	0	3	3	0	13	0	3	1	2	0	32	
30	MURRAY JR., Lamond	g	5-14	0-2	2-2	2	3	5	2	12	1	3	0	0	0	30	
12	GEHRING, Nate	f	0-0	0-0	0-0	0	0	0	1	0	0	0	0	0	0	2	
21	HELLUMS, Knox	f	1-4	1-2	0-0	0	3	3	0	3	0	1	0	0	0	14	
23	ALLEN, Jonathan	f	1-2	0-1	0-0	0	2	2	1	2	1	0	0	0	0	12	
24	LeCESNE, Craig	f	0-3	0-0	0-0	2	0	2	1	0	0	0	0	0	0	8	
34	HEMPY, Kevin	f	0-0	0-0	0-0	1	1	2	0	0	0	0	0	0	0	6	
44	KEENAN, Ryan	f	1-3	0-0	0-0	1	0	1	0	2	0	1	0	0	0	13	
	Team					0	0	0									
	Totals		19-63	1-12	10-15	10	22	32	13	49	6	13	1	4	200		

FG % 1st Half: 8-28 28.6% 2nd half: 11-35 31.4% Game: 19-63 30.2% Deadball Rebounds: 3
 3FG % 1st Half: 0-6 0.0% 2nd half: 1-6 16.7% Game: 1-12 8.3%
 FT % 1st Half: 5-8 62.5% 2nd half: 5-7 71.4% Game: 10-15 66.7%

Officials: Ruben Ramos, Marc A. Beasley, Jeff Wooten
 Technical fouls: Gonzaga-None. Pepperdine-None.
 Attendance: 3104

Score by periods	1st	2nd	Total
Gonzaga	43	53	96
Pepperdine	21	28	49

Last FG - GON 2nd-02:00, PEP 2nd-01:42.
 Largest lead - GON by 51 2nd-04:06, PEP None.
 GON led for 38:53, PEP led for 00:00. Game was tied for 01:07.

Score tied - 0 times.
 Lead changed - 0 times.



Official Basketball Box Score -- Game Totals -- Final Statistics
Pepperdine vs San Francisco
 02/02/17 7:07 p.m. at San Francisco, Calif. (Sobrato Center)



Pepperdine 56 • 6-17, 2-9 WCC

#	Player	Total			3-Ptr			Rebounds			PF	TP	A	TO	Blk	Stl	Min
		FG-FGA	FG-FGA	FT-FTA	Off	Def	Tot										
01	LEE, Elijah	f	0-0	0-0	3-6	1	4	5	2	3	2	3	0	0	0	19	
03	MAJOR, Jeremy	f	5-14	3-8	3-4	1	5	6	3	16	2	3	0	0	0	37	
14	REYES, Chris	f	3-10	0-0	3-10	3	5	8	0	9	1	2	0	0	0	35	
30	MURRAY JR., Lamond	f	10-20	1-5	1-4	2	7	9	0	22	3	3	1	0	0	37	
31	TAYLOR, Nolan	f	0-3	0-0	0-0	2	2	4	2	0	0	0	0	0	0	20	
12	GEHRING, Nate	f	0-0	0-0	0-0	0	0	0	0	0	0	0	0	0	0	4	
21	HELLUMS, Knox	f	0-2	0-1	0-0	0	0	0	1	0	0	0	0	0	0	8	
23	ALLEN, Jonathan	f	1-4	1-2	0-0	0	2	2	5	3	1	2	0	0	0	14	
24	LeCESNE, Craig	f	0-2	0-0	0-0	1	1	2	0	0	0	0	0	0	0	8	
34	HEMPY, Kevin	f	1-2	0-0	1-2	1	0	1	1	3	0	0	0	0	0	9	
44	KEENAN, Ryan	f	0-0	0-0	0-0	0	0	0	1	0	0	1	0	0	0	9	
	Team					1	2	3									
	Totals		20-57	5-16	11-26	12	28	40	15	56	9	14	2	1	200		

FG % 1st Half: 8-29 27.6% 2nd half: 12-28 42.9% Game: 20-57 35.1% Deadball Rebounds: 7
 3FG % 1st Half: 3-7 42.9% 2nd half: 2-9 22.2% Game: 5-16 31.3%
 FT % 1st Half: 2-2 100.0% 2nd half: 9-24 37.5% Game: 11-26 42.3%

San Francisco 77 • 16-8, 6-5 WCC

#	Player	Total			3-Ptr			Rebounds			PF	TP	A	TO	Blk	Stl	Min
		FG-FGA	FG-FGA	FT-FTA	Off	Def	Tot										
10	McCARTHY, Matt	f	2-6	0-1	0-2	0	2	2	4	4	0	1	0	0	0	17	
14	MINLEND, Charles	f	3-8	2-4	0-0	1	2	3	0	8	3	2	0	5	2	22	
15	RENFORO, Nate	f	2-3	1-1	0-0	5	3	8	2	5</							