



# 2011 BYU FOOTBALL

## 2011 SCHEDULE

DATE	OPPONENT	TIME/RESULT	TV
Sept. 3	at Ole Miss	W, 14-13	ESPN
Sept. 10	at No. 21/24 Texas	L, 17-16	ESPN2
Sept. 17	<b>Utah</b>	L, 54-10	ESPN2
Sept. 23	<b>UCF</b>	W, 24-17	ESPN
Sept. 30	<b>Utah State</b>	W, 27-24	ESPN
Oct. 8	<b>San Jose State</b>	W, 29-16	ESPNU
Oct. 15	at Oregon State	W, 38-28	KBYU/FCS
Oct. 22	<b>Idaho State</b>	W, 56-3	BYUtv
Oct. 28	vs. TCU	7:00 pm	ESPN
Nov. 12	<b>Idaho</b>	TBA	ESPN*
Nov. 19	<b>New Mexico State</b>	TBA	ESPN*
Dec. 3	at Hawai'i	2:30 pm	ESPN2

\* To air on an ESPN network yet to be determined  
 All times local to site  
 Bold signifies home game



**BYU**  
**COUGARS**  
 (6-2, INDEPENDENT)

VS.



**TCU**  
**HORNED FROGS**  
 (5-2, 3-0 MWC)

## FOLLOW THE GAME

### TELEVISION

**ESPN, WATCHESPN.COM**

Joe Tessitore, Play-by-play  
 Rod Gilmore, Color  
 Samantha Steele, Sideline

### BYUTV

Watch the hour-long pregame and half-hour postgame shows, along with complete replays of all home and neutral games on BYUtv, BYUtvsports.com and BYUtv.org.

### RADIO

**KSL (1160 AM, 102.7 FM, KSL.COM)**

**BYU RADIO (SIRIUS XM 143, BYURADIO.ORG)**

Greg Wrubell, Play-by-play  
 Marc Lyons, Color  
 Jarom Jordan, Sideline

### INTERNET

**BYUCOUGARS.COM**

Go to [www.byucougars.com](http://www.byucougars.com) for links to live stats, live video, live audio and complete pregame and postgame stories, notes and quotes.

Dallas, Texas  
 Cowboys Stadium  
 October 28, 2011  
 7:05 pm CT

## WHAT TO WATCH FOR

- BYU's first trip to Cowboys Stadium in 2009 saw the Cougars knock off No. 3 Oklahoma, 14-13, in the first collegiate football game to be played in the stadium. BYU is 24-20-1 all-time at neutral sites and 5-2 under Bronco Mendenhall.

- For their performances against Idaho State, Riley Nelson and Kyle Van Noy were each awarded an FBS Independent Player of the Week award. Nelson led six touchdown drives in seven series before leaving the game early in the third quarter. He completed 11 of 17 passes for 215 yards and three touchdowns, adding 62 yards and a touchdown on seven carries; his pass efficiency rating of 229.2 is the 12th-best single-game mark in BYU history.

Van Noy had four solo tackles, including three tackles for loss and two sacks. Van Noy's defensive stat line also included three quarterback hurries and a blocked punt he returned for six yards, setting up BYU's first touchdown of the day.

- BYU has totaled more than 200 yards rushing and 200 yards passing in each of its last four games, including a season high 572 total yards (290 rush, 282 pass) last week against Idaho State.

- BYU has not allowed a passing touchdown in five of its eight games this season. Only Utah (2), Utah State (2) and Oregon State (1) have scored through the air against the Cougars. TCU has 17 passing touchdowns on the year, an average of 2.4 per game.

- BYU is looking for its sixth-straight win. The Cougars have not won six straight or more since winning 13 in a row from 2007-08, the third-longest win streak in BYU history. That 13-game win streak was broken by none other than TCU in Oct. 2008.

- Since coming in at quarterback against Utah State, junior Riley Nelson has thrown for 11 touchdowns, including three TD tosses in each of his three starts this season and two in just over a quarter's worth of work against USU.



# 2011 COUGAR FOOTBALL

## MEDIA AVAILABILITY - TCU

### FOOTBALL CONTACTS

Football SID . . . . . Brett Pyne  
 Office . . . . . 801-422-4912  
 Cell . . . . . 801-367-1631  
 Email . . . . . brett\_pyne@byu.edu  
 Assistant SID . . . . . Jordan Christiansen  
 Office . . . . . 801-422-8999  
 Cell . . . . . 801-717-5217  
 Email . . . . . softball\_sid@byu.edu  
 Assistant SID . . . . . Kenny Cox  
 Cell . . . . . 801-473-7434  
 Email . . . . . cougarpr@byu.edu  
 Media Relations Main Office . . . . . 801-422-8948  
 Media Relations Fax . . . . . 801-422-0633  
 Edwards Stadium Press Box . . . . . 801-422-2609  
 Website . . . . . www.byucougars.com  
 Twitter . . . . . @byuathletics  
 Address . . . . . 30 SFH Provo, UT 84602

### 2011 QUICK FACTS

Location: . . . . . Provo, Utah  
 Founded: . . . . . Oct. 15, 1875  
 Elevation: . . . . . 4,553 feet  
 Enrollment: . . . . . 33,278  
 Nickname: . . . . . Cougars  
 Colors: . . . . . Dark Blue and White  
 Stadium (capacity): . . . . . LaVell Edwards Stadium (63,470)  
 Surface: . . . . . Natural Grass  
 President: . . . . . Dr. Cecil O. Samuelson  
 Athletics Director: . . . . . Tom Holmoe  
 Head Coach: . . . . . Bronco Mendenhall (Oregon St., '88)  
 Seasons: . . . . . entering 7th  
 Career Record: . . . . . 62-23 (.729)  
 Seasons at BYU: . . . . . entering 7th  
 Record at BYU: . . . . . 62-23 (.729)  
 2010 Overall Record: . . . . . 7-6  
 First Year of Football: . . . . . 1922  
 All-time Record: . . . . . 518-383-26 (.573)  
 All-time Home Record: . . . . . 282-130-6 (.682)  
 All-time Road Record: . . . . . 213-233-19 (.478)  
 All-time Neutral Record: . . . . . 24-20-1 (.544)  
 All-time MWC Record: . . . . . 64-26 (.711)  
 Stadium Record: . . . . . 209-65 (.763)  
 Stadium Record (since 1982 expansion): . . . . . 140-43 (.765)  
 Stadium Record (since renaming in 2000): . . . . . 49-17 (.742)  
 Conference Championships: . . . . . 23  
 Bowl Game Appearances: . . . . . 29  
 Letterwinners Returning/Lost: . . . . . 62/16  
 Offensive Letterwinners Returning/Lost: . . . . . 31/4  
 Defensive Letterwinners Returning/Lost: . . . . . 28/11  
 Starters Returning/Lost: . . . . . 18/7  
 Offensive Starters Returning/Lost: . . . . . 10/1

### TEAM INTERVIEW AVAILABILITY

All practices are closed to the media during the TCU week with availability limited to Tuesday evenings following team practice at the Student Athlete Building practice field. When attending an after-practice availability at the SAB, please wait in the foyer (Legacy Hall) until a member of our staff signifies practice is over. Please arrive to practice at least 10 minutes before scheduled end time in case practice ends early.

### WEEKLY PRESS CONFERENCE

BYU head coach Bronco Mendenhall will hold a weekly press conference Monday at 10 a.m. MT on the second floor of Legends Grille in the Student Athlete Building. If you are unable to attend, a live feed will be available on www.byutv.org. A transcript and video of the press conference will be available online at byucougars.com. A clean satellite feed will also be provided; outlets using any clips or sound from the event should give verbal and/or graphic courtesy to BYUtv. Please contact the Media Relations office for satellite information. Several players will also be available for interviews following Coach Mendenhall.

### WEEKLY TELECONFERENCE

BYU head coach Bronco Mendenhall will hold a teleconference this week on Tuesday after practice at approx. 7 p.m. MT. Please contact the Media Relations office for the teleconference phone number and password.

### WEEKLY TELEVISION SHOW

"BYU Football with Coach Bronco Mendenhall," presented by Siegfried and Jensen, can be seen on Sunday nights at 11 p.m. on KSL 5. Hosted by Greg Wrubell, the half-hour show features postgame recaps, interviews, player and coach features, and "BYU X and O's."

### WEEKLY RADIO SHOW

"BYU Football with Head Coach Bronco Mendenhall," presented by University Parkway Ken Garff Dealers, is broadcast Wednesday nights at 7 p.m. from the President's Loge at LaVell Edwards Stadium. A live audience is in attendance as Greg Wrubell and Marc Lyons are joined by Coach Mendenhall and players. See details below.

### GAME DAY COVERAGE

This week's game will be televised live on ESPNU with Adam Amin and David Diaz-Infante in the booth. Over the air, The "Radio Home of the Cougars" is KSL Newsradio and the BYU Radio Sports Network, featuring flagship station KSL in Salt Lake City and BYU Radio, heard on Sirius XM Channel 143. Beginning two hours before kickoff, KSL's team of Greg Wrubell, Marc Lyons and Scott Johnson cover the day's game, including pregame, live game and postgame coverage. All BYU football programming is streamed online at ksl.com and is also archived for download and podcast.

### BYUCOUGARS.COM

Please visit byucougars.com for press releases, updated player and coach bios, statistics, games notes, press conference transcripts and schedules. With one of the best video players of any collegiate athletics website in the country, numerous videos of highlights, interviews and features are posted daily. The 2011 BYU Football Almanac is also available online in PDF and HTML at www.byucougars/almanac/m-football/2011.

### COLLEGEPRESSBOX.COM

collegepressbox.com has partnered with BYU to provide media with a variety of easy-to-access information. Access and download weekly game notes, quotes, statistics, media guides, headshots, logos and more. Apply for a password by sending an e-mail to password@collegepressbox.com.

## THIS WEEK'S MEDIA AVAILABILITY (SUBJECT TO CHANGE)

### MONDAY

10 a.m. Head coach Bronco Mendenhall Press Conference (Live online at byutv.org)

10:25 a.m. Several players available at Legends Grille (on site only)

### TUESDAY

6 p.m. Players / Coaches after-practice availability (likely IPF field)

### WEDNESDAY

No media availability

7 p.m. "BYU Football with Head Coach Bronco Mendenhall" presented by Ken Garff Dealers (Live online at ksl.com, byuradio.org, 1160 AM, 102.7 FM)

### THURSDAY

No media availability

### FRIDAY

7 p.m. Kickoff at Cowboys Stadium



# 2011 COUGAR FOOTBALL

## LAST TIME - IDAHO STATE

### BYU TOPS IDAHO STATE 56-3

PROVO, Utah – Quarterback Riley Nelson scored a career high four touchdowns while throwing for 215 yards and running for 62 more in 56-3 BYU rout over FCS foe Idaho State.

“I believe we played consistently for four quarters,” BYU head coach Bronco Mendenhall said. “We had a great chance for young players to play and they handled their assignments well. They executed at a high level. It’s a unique challenge to play an FCS team this time of the season. It showed maturity from our team and is a real step forward.”

Nelson finished 11 of 17 passing for 215 yards and three touchdowns and ran for another to lead BYU (6-2) to its fifth straight win. Idaho State (2-6) was unable to stop the Cougar offensive attack throughout the game as BYU recorded season highs in total yards (572), rushing yards (290) and points (56).

BYU used a balanced game plan to rack up 290 rushing yards and 282 passing yards in the game. Sophomore Cody Hoffman led the BYU receiving corps with five catches for 71 yards and two touchdowns. Sophomore Michael Alisa led the Cougars in rushing with 66 yards and a touchdown on eight carries.

The BYU defense recorded three interceptions, including one by Daniel Sorensen that was returned for a touchdown in third quarter, and held the Bengals to 20 yards rushing. Outside linebackers Kyle Van Noy and Jordan Pendleton recorded a combined 10 tackles, five tackles-for-loss, four sacks and three quarterback hurries.

Van Noy helped BYU get on the board quickly by blocking the first ISU punt of the game. The punt block was the first blocked kick of the season for the Cougars and first since 2009. Following the block, the BYU offense scored on its first play of the game when Nelson threw a 15-yard strike to Ross Apo for a touchdown. Apo finished the game with five catches for 71 yards and one touchdown.

ISU responded with a 63-yard drive that led to a field goal but gave up a 42-yard run to Alisa on the fourth play of the following BYU drive. BYU led 14-3 at the end of the first quarter despite holding the ball for just 1:59.

Running back J.J. Di Luigi pushed the BYU lead to 21-3 with a touchdown scamper with 8:23 remaining in the half. The Cougars scored again after a Travis Uale interception when Nelson ran in from 13-yards out for his first rushing touchdown of the season.

BYU finished the half with a Nelson-orchestrated 99-yard touchdown drive in 1:54. Nelson finished the drive with his second touchdown pass of the game, a seven-yard fade to Hoffman to put BYU 35-3 heading into the half.

Nelson led a 91-yard touchdown drive coming out of the locker room that put the Cougars up 42-3. Hoffman caught an 18-yard touchdown pass from Nelson to finish the drive.

“(Cody Hoffman) is so consistent,” Mendenhall said. “He has such size and range and uses his body so well. If Riley puts it anywhere close to him he has a knack for getting the football. Cody has become the ‘go-to-guy because he’s making big plays in critical situations.”

BYU played the remainder of the game with a consistent rotation of players. Sophomore quarterback Jake Heaps saw his first action since playing against Utah State and led the Cougars on one touchdown drive.

### IDAHO STATE GAME NOTES

#### RACKING UP YARDS AND POINTS

BYU set new season-highs in total yards, rushing yards and points against Idaho State. The Cougars rolled up 572 total yards with 290 coming on the ground. BYU’s 56 points were the most scored by the Cougars since a 59-21 victory over UNLV in 2009.

#### STAT MAN

Linebacker Kyle Van Noy blocked Idaho State’s first punt attempt, the first time a Cougar has blocked a punt since the Colorado State game of 2009. Van Noy now adds a blocked punt stat to his collection of at least one of the following: interception, forced fumble, fumble recovery, quarterback hurry, pass breakup, sack, tackle for loss, tackle and touchdown.

#### TIME DIFFERENCE

BYU’s first scoring drive lasted just 7 seconds when Riley Nelson threw a 15-yard touchdown pass to Ross Apo. The Bengals kicked a field goal on their second drive of the game and drained 7:07 from the clock on the drive. BYU’s first three scoring drives were completed in less time, totaling 5:05 for 21 points.

#### JUST KEEP RUNNING

Running back Michael Alisa broke loose for BYU’s longest run play of the season, a 42-yarder for a touchdown with 3:35 left in the first quarter. The touchdown run was also the longest scoring play of the season (excluding field goals). Alisa’s run was the longest of his career and was the third-longest offensive play for BYU this year.

#### THE NEXT PRIMETIME?

Mike Muehlmann played both offense and defense against the Bengals. Muehlmann spent some time playing tight end, the position he played as a freshman last season. The sophomore also played on defense at defensive end, where he was switched to before the 2011 season. Due to injuries, Muehlmann will continue to be a versatile player for the Cougars.

#### A LONG, LONG WAY

BYU’s 9-play, 99-yard touchdown drive was the longest touchdown scoring drive of the season. It ties the longest drive since 2006, another 99-yarder against Utah State.

#### HOFFMAN KEEPS IT GOING

Cody Hoffman caught his first pass of the game in the second quarter for 9 yards. With the catch, Hoffman extends his streak with at least one reception to 14-straight games and 20 of 21 career games. Hoffman finished the game with 5 catches for 71 yards and 2 touchdowns.

#### PICKING MACHINE

Safety Daniel Sorensen returned an interception 30 yards for a touchdown in the third quarter to give BYU a 49-3 lead. It was the second interception of the season for Sorensen. In the fourth quarter, defensive back Jordan Johnson intercepted a pass that he returned 42 yards. Earlier in the game safety Travis Uale recorded his third interception of the season in the second quarter.

### INSIDE THE COUGARS' 2011 SCHEDULE

DATE	OPPONENT	TIME/RESULT	TV	SERIES	NOTES
Sept. 3	at Ole Miss	W, 14-13	ESPN	1-0	Second win over SEC team in program history (1st - Mississippi State, 2001)
Sept. 10	at Texas	L, 17-16	ESPN2/ESPN 3D	2-1	Scored game’s first 13 points but suffered first-ever loss to Longhorns
Sept. 17	Utah	L, 54-10	ESPN2	31-52-4	Seven turnovers lead to second loss in a row
Sept. 23	UCF	W, 24-17	ESPN	1-0	Second win ever over a Florida team (No. 1 Miami in 1990)
Sept. 30	Utah State	W, 27-24	ESPN	44-34-3	Last-second win gives BYU 16th-straight home wins over the Aggies
Oct. 8	San Jose State	W, 29-16	ESPNU	6-9	Sixth-straight home win vs. SJSU dating back to 1965
Oct. 15	at Oregon State	W, 38-28	KBYU/Fox Sports	5-5	Six-straight years with a Pac-12 win; first win in Corvallis since 1978
Oct. 22	Idaho State	W, 56-3	BYUtv	4-0	Cougars remain perfect over Idaho after renewing series for first time since 1951
<b>Oct. 28</b>	<b>vs. TCU</b>	<b>7:00 p.m. CT</b>	<b>ESPN</b>	<b>5-5</b>	<b>First neutral site game against Frogs</b>
Nov. 12	Idaho	TBA	TBA/ESPN Network	1-2	Played three times from 1953-55 with Idaho winning 49-6 in Provo in last meeting
Nov. 19	New Mexico State	TBA	TBA/ESPN Network	0-0	60 matchups all-time against New Mexico, but first-ever game vs. New Mexico State
Dec. 3	at Hawai'i	2:30 p.m. HT	ESPN2	19-8	Classic rivalry begins again after nine-year hiatus



# 2011 COUGAR FOOTBALL

## OPPONENT OUTLOOK

### TCU HORNED FROGS 2011 SCHEDULE

Sep. 2	at Baylor (L 50-38)
Sep. 10	at Air Force (W 35-19)
Sep. 17	<b>LA-Monroe (W 38-17)</b>
Sep. 24	<b>Portland State (W 55-13)</b>
Oct. 1	<b>SMU (L 40-33 OT)</b>
Oct. 8	at San Diego State (W 27-14)
Oct. 22	at New Mexico (W 69-0)
Oct. 28	vs. BYU
Nov. 5	at Wyoming
Nov. 12	at No. 5 Boise State
Nov. 19	Colorado State
Dec. 3	UNLV

Bold indicates home game, italics indicates conference game

### TEAM COMPARISON

2011 Stats (per game avg)	BYU	TCU
Scoring Offense	26.8	43.6
Scoring Defense	21.5	21.9
First Downs	22.75	22.43
Rushing yards	158.5	217.4
Rushing yards allowed	123.1	123.7
Passing yards	232.8	234.6
Passing yards allowed	217.4	223.6
Total Offense	391.2	452.0
Total Defense	340.5	347.3
Kick return avg (per kick)	22.1	27.8
Punt ret. avg (per punt)	9.4	9.5
Penalty yards	49.1	53.0
Net Punting	35.3	33.7
Time of Possession	31:01	30:37
3rd Down %	49%	57%
4th Down %	56%	50%
Sacks	1.5	2.0
Sacks Allowed	0.88	1.29
Blue Zone %	84%	87%
Opp. Blue Zone %	72%	88%

### BYU VS. MWC

<b>All-time vs. MWC</b>	<b>198-96-8</b>
vs. Air Force	24-7
vs. Boise State	0-2
vs. Colorado State	39-27-3
vs. New Mexico	45-14-1
vs. San Diego State	27-7-1
vs. TCU	5-5
vs. UNLV	15-3
vs. Wyoming	43-31-3

### THE BYU-TCU SERIES

This will be the 11th time BYU has played TCU. The series is currently tied 5-5 with the last meeting coming on Oct. 16 of last year when the Horned Frogs defeated the Cougars 31-3 in Fort Worth, Tex. BYU trailed the No. 4-ranked team just 3-0 with under two minutes remaining in the first half but two quick touchdown passes from senior Andy Dalton on short fields gave the home team a 17-0 edge heading into the break and BYU couldn't recover. The Cougars limited the Horned Frogs to just 37 rushing yards in the first half but were no match for TCU's No. 1 ranked defense, holding BYU to just three points and 147 total yards of offense for the entire game.

### TCU LAST TIME

FORT WORTH - TCU scored two touchdowns in the opening six minutes and held the opponent scoreless for the first time this season to seal a 69-0 victory over the New Mexico Lobos Saturday in front of 33,833 fans at Amon G. Carter Stadium.

TCU had its quickest start of the season, leading to a school-record 69 points. The Horned Frogs jumped out to a 20-0 first quarter lead sparked by a pair of Lobos fumbles. It was the first home game of the season that TCU led after the first quarter.

The Frogs were a perfect 6-for-6 on red zone chances in the first half before finishing the game with 22 first downs and 515 total yards of offense.

New Mexico couldn't decipher the Frogs' defense, mustering only 85 yards of offense, five first downs and giving away three fumbles.

TCU once again had a balanced offensive attack, rushing for 264 yards and passing for 251. The Frogs set school records with 10 touchdowns and nine different players finding the end zone. Deryck Gildon's blocked punt recovered for a score by Antonio Graves was TCU's first blocked punt since 2008.

Casey Pachall led the Frogs', going 13-for-17 for 175 yards and two touchdowns.

On the ground, Ed Wesley had six carries for 74 yards and a touchdown. Brown and Waymon James added 52 yards each and three combined touchdowns. Wesley's 4-yard scoring scamper at the start of the third quarter gave the Frogs a 48-0 lead.

Rick Settle, TCU's third quarterback of the day, rushed in the final score with 52 seconds left and Ross Evans' extra point gave the Frogs a school record 69 points in a game. Evans' PAT on TCU's first score gave him the Mountain West all-time scoring record.

### 2011 TCU QUICK FACTS

Location.....	Fort Worth, Tex
Enrollment.....	9,142
Founded.....	1873
Nickname.....	Horned Frogs
Head coach.....	Gary Patterson
	(103-30 at TCU/Overall)
Colors.....	Purple and White
Conference.....	MWC
Home Field.....	Amon G. Carter Stadium (32,000)
Surface.....	Natural Grass
Athletic Director.....	Chris Del Conte
President.....	Dr. Victor J. Boschini Jr.

### BYU TOP MARKS VS. TCU

Passing Yards	John Beck, 2005	517
Passing TDs	John Beck, 2005	5
Rushing Yards	Harvey Unga, 2009	123
Rushing TDs	Harvey Unga, 2007	2
Receiving Yards	Matt Bellini, 1988	202
Receiving TDs	Todd Watkins, 2005	3

### HORNED FROGS TOP PERFORMERS

RB Waymon James					
Att.	Yds.	Avg.	TD	Long	Avg./G
45	450	7.8	3	65	64.3

RB Matthew Tucker					
Att.	Yds.	Avg.	TD	Long	Avg./G
79	393	5.0	7	22	56.1

QB Casey Pachall					
Cmp-Att-Int	Yds.	TD	Long	Avg./G	
131-188-4	1566	17	73	223.7	

WR Josh Boyce					
No.	Yds.	Avg.	TD	Long	Avg./G
38	604	15.9	5	68	86.3

WR Skye Dawson					
No.	Yds.	Avg.	TD	Long	Avg./G
27	268	9.9	3	73	38.3

S Tekerrein Cuba					
Solo	Ast.	Total	TFL-Yds	PBU	FF
26	19	45	1.0-0	2	2

LB Tank Carder					
Solo	Ast.	Total	TFL-Yds	INT	PBU
20	14	34	2.0-3	1	2



# 2011 COUGAR FOOTBALL TEAM NOTES



## FLAG BEARERS

BYU has a tradition of selecting a player before each game to run the team flag onto the field. This year, the team has included a special teams flag, highlighted by an old school logo adopted by the special teams. In 2008, the team implemented an alumni flag. The team selects a former Cougar to carry out the alumni flag, current players who run out with the team and special teams flags. The team flag has been signed by each member of the team, while the alumni flag has been signed by former BYU players. Their signatures reflect their commitment to uphold the tradition, spirit and honor of the BYU football program and to be a flag bearer of the University.

### 2011 Flag Bearers

Game	Alumni Flag	Team Flag	Special Teams Flag
at Ole Miss	Dennis Pitta (TE 2004, 07-09)	JJ Di Luigi (RB)	Matt Marshall (WR)
at Texas	David Nixon (LB 2003, 06-08)	Hebron Fangupo (DL)	Michael Alisa (RB)
Utah	Clay Brown (TE 1976-80)	JD Falslev (WR)	Carter Mees (DB)
UCF	Jay Miller (WR, 1972-74, 76)	Cody Hoffman (WR)	Justin Sorensen (K)
Utah State	Alema Fitisemanu (LB 1984-85,88-90)	Braden Hansen (OL)	Cody Hoffman (WR)
San Jose State	Gabe Reid (TE 1999-02)	Jordan Pendleton (LB)	David Foote (RB)
at Oregon State	Keith Rivera (DL 1971-74)	Matthew Edwards (TE)	Mike Hague (DB)
Idaho State	Fahu Tahi (RB 1999,02-05)	Jadon Wagner (LB)	Preston Hadley (DB)

## HONORED COUGARS

Each week various media panels award players around the country for outstanding performances. Rivals.com, Phil Steele, College Football Performance Awards and other reputable outlets have awarded several Cougars this season.

Week 1	LB Kyle Van Noy	FBS Independent Defensive Player of the Week
Week 2	PK Justin Sorensen	FBS Independent Special Teams Player of the Week CFPA Placekicker Performer of the Week, Honorable Mention
Week 4	LB Kyle Van Noy WR/KR Cody Hoffman	FBS Independent Defensive Player of the Week CFPA National Kickoff Returner Performer of the Week FBS Independent Special Teams Player of the Week
	P Riley Stephenson	CFPA Kick Specialist Performer of the Week, Honorable Mention
Week 5	QB Riley Nelson	FBS Independent Offensive Player of the Week Rivals.com Independents Player of the Week
Week 6	PK Justin Sorensen	FBS Independent Special Teams Player of the Week
Week 7	QBRiley Nelson LB Brandon Ogletree	FBS Independent Offensive Player of the Week FBS Independent Defensive Player of the Week
	WRKR Cody Hoffman	CFPA Linebacker Performer of the Week, Honorable Mention Rivals.com Independents Player of the Week CFPA Wide Receiver Performer of the Week, Honorable Mention

## MIDSEASON ALL-INDEPENDENT TEAM

Phil Steele has released his Midseason All-Independent Team, featuring 17 members of the BYU football team, the most honorees of all the independent teams. Offensive tackle Matt Reynolds, linebacker Kyle Van Noy and kick returner Cody Hoffman were also Phil Steele 2011 Midseason All-American Honorable Mentions.

Offense	Defense	Special Teams
<i>1st Team</i>	<i>1st Team</i>	<i>1st Team</i>
OG Braden Hansen	DLHebron Fangupo	P Riley Stephenson
OT Matt Reynolds	LB Kyle Van Noy	KR Cody Hoffman
	CB Corby Eason	
<i>2nd Team</i>	<i>2nd Team</i>	<i>2nd Team</i>
WR McKay Jacobson	DL Romney Fuga	PK Justin Sorensen
WR Cody Hoffman	LB Brandon Ogletree	PR JD Falslev
TE Austin Holt	LB Uona Kaveinga	
OT Braden Brown	S Travis Uale	

## BYU VS. BCS AQS

With the victories over Ole Miss of the SEC and Oregon State of the Pac-12, BYU has defeated at least one team from a BCS automatic-qualifying conference six-straight years, the third-longest streak in the nation. The Cougars have defeated at least one AQ school 15 of the past 16 years dating back to 1996. BYU is 2-2 vs. BCS schools this season.

With its win against Oregon State, the Cougars have also defeated a Pac-12 team team each of the last six years.

## HOME COOKIN'

Head coach Bronco Mendenhall has often emphasized the importance of winning at home. Since taking the reigns of the program, BYU is 34-7 at home. The Cougars are 4-1 this year at home and last season BYU was 5-1 at LaVell Edwards Stadium. Mendenhall and the Cougars won 18-straight games in Provo from 2006-09.

## MULTI-TD STREAK

Since taking over at quarterback vs. Utah State, Riley Nelson has thrown at least two touchdown passes in four-straight games. The last time that happened was when Max Hall connected for at least two touchdowns for the last four regular season games of 2009. Hall extended his streak to five in his final game as a Cougar, in BYU's 44-20 victory over Oregon State in the Las Vegas Bowl. Hall threw 16 touchdown passes over those five final five games. Nelson has 11 over the last four.

## FOURTH QUARTER COMEBACKS

BYU has had three fourth quarter comebacks in 2011. The heroics over Utah State featured two late touchdown drives both coming in the fourth quarter to help the Cougars overcome a 24-13 lead and go on to win 27-24. BYU also came back in the fourth the week before to beat UCF 24-17 with a 6-yard touchdown run from Bryan Kariya after a muffed punt from UCF for the eventual game-winner. In the season opener at Ole Miss, late in the fourth quarter linebacker Kyle Van Noy stripped the ball from the Rebels' quarterback and scooped up and took it three yards into the end zone for the score to help BYU win 14-13.



# 2011 COUGAR FOOTBALL TEAM NOTES

## WEEKLY NATIONAL RANKINGS

### ASSOCIATED PRESS TOP 25

1.	LSU (49)	8-0	1,489
2.	Alabama (10)	8-0	1,448
3.	Oklahoma State	7-0	1,326
4.	Stanford	7-0	1,318
5.	Boise State (1)	7-0	1,269
6.	Clemson	8-0	1,225
7.	Oregon	6-1	1,136
8.	Arkansas	6-1	1,003
9.	Michigan State	6-1	964
10.	Kansas State	7-0	945
11.	Oklahoma	6-1	912
12.	Wisconsin	6-1	887
13.	Nebraska	6-1	756
14.	South Carolina	6-1	675
15.	Virginia Tech	7-1	673
16.	Texas A&M	5-2	614
17.	Michigan	6-1	508
18.	Houston	7-0	400
19.	Texas Tech	5-2	350
20.	USC	6-1	340
21.	Penn State	7-1	312
22.	Georgia	5-2	290
23.	Arizona State	5-2	239
24.	Cincinnati	6-1	71
25.	West Virginia	5-2	64

Others receiving votes: Auburn 62, Southern Miss 48, Baylor 47, Washington 32, Georgia Tech 30, Texas 26, Syracuse 24, Miami 6, TCU 4, Rutgers 3, Illinois 2, **BYU 2**

### USA TODAY/COACHES POLL

1.	LSU (41)	8-0	1,457
2.	Alabama (18)	8-0	1,434
3.	Stanford	7-0	1,327
4.	Oklahoma State	7-0	1,301
5.	Boise State	7-0	1,213
6.	Clemson	8-0	1,174
7.	Oregon	6-1	1,121
8.	Arkansas	6-1	974
8.	Oklahoma	6-1	964
10.	Michigan State	6-1	932
11.	Wisconsin	6-1	867
12.	Kansas State	7-0	827
13.	Nebraska	6-1	798
14.	South Carolina	6-1	730
15.	Virginia Tech	7-1	729
16.	Texas A&M	5-2	520
17.	Michigan	6-1	519
18.	Houston	7-0	507
19.	Penn State	7-1	448
20.	Arizona State	5-2	253
21.	Georgia	5-2	208
22.	Texas Tech	5-2	180
23.	Cincinnati	6-1	159
24.	West Virginia	5-2	155
25.	Southern Miss	6-1	128

Others receiving votes: Texas 49, Georgia Tech 39, TCU 33, Baylor 29, Illinois 22, Washington 20, Iowa 14, Syracuse 10, **BYU 9**, SMU 7, Wake Forest 6, Notre Dame 5, Auburn 3, Rutgers 2, Florida 1, Miami 1

## INDY STANDINGS

BYU	6-2	vs. TCU
Notre Dame	4-3	Navy
Navy	2-5	at Notre Dame
Army	2-5	Fordham

## INDEPENDENT PLAYERS OF THE WEEK

A nationwide media panel has been created to honor the most outstanding weekly performances among players at the four independent FBS institutions: Army, BYU, Navy and Notre Dame. Each week, players will be honored for contributions on Offense, Defense and Special Teams. BYU's Kyle Van Noy and Riley Nelson have each won three times and Justin Sorensen has won twice. Kick returner Cody Hoffman was given the Special Teams Award after his play vs. UCF and linebacker Brandon Ogletree has won as well.

### Offensive Player of the Week

Week 1 - Navy QB Kriss Proctor, Notre Dame WR

Michael Floyd

Week 2 - Notre Dame WR Michael Floyd

Week 3 - Army QB Trent Steelman

Week 4 - Notre Dame TE Tyler Eifert

Week 5 - *BYU QB Riley Nelson*, Cierre Wood RB Notre Dame

Week 6 - Notre Dame QB Tommy Rees

Week 7 - *BYU QB Riley Nelson*

Week 8 - *BYU QB Riley Nelson*

### Defensive Player of the Week

Week 1 - *BYU LB Kyle Van Noy*

Week 2 - Navy LB Matt Warrick

Week 3 - Notre Dame CB Robert Blanton

Week 4 - *BYU LB Kyle Van Noy*

Week 5 - Notre Dame LB Manti Te'o

Week 6 - Notre Dame S Jamoris Slaughter

Week 7 - *BYU LB Brandon Ogletree*

Week 8 - *BYU LB Kyle Van Noy, Army LB Geoffrey*

*Bacon*

### Special Teams Player of the Week

Week 1 - Navy PK Jon Teague

Week 2 - *BYU PK Justin Sorensen*

Week 3 - Notre Dame KR George Atkinson III

Week 4 - *BYU KR/WR Cody Hoffman*

Week 5 - Army PK Alex Carlton

Week 6 - *BYU PK Justin Sorensen*

Week 7 - Navy PK Jon Teague

Week 8 - Notre Dame KR George Atkinson III

## LARGEST CROWDS TO SEE COUGARS PLAY

With games at Texas' DKR-Texas Memorial Stadium's capacity of over 100,000 and Cowboys Stadium's capacity of 80,000, this year's Cougars could play in front of some of the largest crowds in BYU history.

100,995	at Texas	9/10/11
96,304	at Penn State	9/21/91
83,818	at Alabama	9/5/98
80,795	at Notre Dame	10/22/05
80,795	at Notre Dame	11/15/03
80,207	at Georgia	9/11/82
75,437	vs. Oklahoma*	9/5/09
75,315	at USC	9/6/03
72,986	at UCLA	9/8/07
71,928	vs. Kansas State**	1/1/97

\* at Cowboys Stadium \*\* at Cotton Bowl

## INDEPENDENCE AND BEYOND

Entering its first year as an independent, the Cougars are able to play several new opponents and have already lined up several opponents for years into the future. BYU has announced games with the following opponents and bowl games (if eligible and not selected to a BCS bowl) in upcoming seasons:

- Notre Dame (Six-game series from 2012-2020)
- Texas (2013-'14)
- Boise State (2012-'23)
- West Virginia (2016)
- Georgia Tech (2012-14,'17)
- Oregon State (2012)
- UCF (2011,'14)
- Southern Miss (2014-'15)
- Hawaii (annually through 2020)
- Houston (2013-'14)
- Utah State (2012-'15)
- New Mexico State (2012)
- San Jose State (2012)
- Weber State (2012)
- Utah (2012, expected annually)
- Armed Forces Bowl (2011)
- Poinsettia Bowl (2012)
- Kraft Fight Hunger Bowl (2013)



# 2011 COUGAR FOOTBALL TEAM NOTES

## MAKE YOURSELF COMFORTABLE

After starting with two games on the road, BYU had four-straight home games, going 3-1 for the home-stretch. After dropping the rivalry game against Utah, BYU went on to win the next two over UCF and Utah State, both fourth-quarter comebacks. The last time the Cougars had four home games in a row was in 1991 when BYU had Air Force, Utah State, UTEP and Hawaii all in Provo. The Cougars won all four games during the stretch by a margin of victory of almost 16 points. BYU has seven home games this year.

## HE'S KIND OF A BIG DEAL

Senior captain and offensive tackle Matt Reynolds is amidst a successful senior season after deciding not to enter the NFL draft despite a first round projection. Reynolds has been rewarded with several preseason accolades, including being named a preseason All-American by by ESPN.com, USA Today, Athlon, CBSCollegeSports.com, Lindy's, Sporting News and Phil Steele, among others. Along with those honors, Reynolds has recognized as an Outland Trophy Candidate, a Lombardi Award Candidate and a Lowe's Senior Class Award Nominee.

## BRING ON THE BCS

Since the start of the Bowl Championship Series in 1998, BYU has played at least two BCS-automatic qualifying teams every year. In 2011, the Cougars have played four BCS schools in Ole Miss, Texas, Utah and Oregon State. Only two other seasons (2000 and 2003) has BYU played as many BCS teams. To start the 2011 season the Cougars played three of the four teams consecutively, opening with road games at Ole Miss and Texas before the home opener against Utah. Not since 1998 has BYU started a season against three BCS teams, when the Cougars lost to Alabama and Washington on the road and defeated Arizona State at home.

## FRIDAY NIGHT LIGHTS

With BYU playing UCF on a Friday night, as well as Utah State and TCU, it is the most Friday night games the Cougars have played in the Bronco Mendenhall era. Under Coach Mendenhall, BYU is 4-1 on Friday night games, with four of the games against Utah State. This is also the first time under Mendenhall that the Cougars played back-to-back Friday night games, with UCF and Utah State the past two weeks.

## DON'T HASSLE THE HOFF

Wide receiver Cody Hoffman has become the playmaking receiver even though he got off to a slow start. Hoffman caught just three passes for 20 yards in the first two games but since then has gone on to catch 30 passes for 471 yards and four touchdowns. He has made play after play recently and has averaged 125.9 all-purpose yards. He has set career game-highs in receptions, yards, kick returns and all-purpose yards in various games this season. Hoffman has been especially dangerous as a kick returner. He has 513 kick return yards on the season, including a 93-yard kickoff return for a touchdown, the first by a BYU player since 1998.

### BYU Career Kick Return Yards

- |                               |             |
|-------------------------------|-------------|
| 1. Rigell, Mike (1998, 00-01) | 1,625 yards |
| 8. O'Brien, Mike (1986-88)    | 945 yards   |
| 9. Jones, Homer (1979-80)     | 865 yards   |
| 10. Hoffman, Cody (2010-)     | 853 yards   |

### BYU Single-season Kick Return Yards

- |                               |           |
|-------------------------------|-----------|
| 1. Rigell, Mike (2001)        | 865 yards |
| 8. Farasopoulos, Chris (1969) | 548 yards |
| 9. Lowry, David (1976)        | 544 yards |
| 10. Hoffman, Cody (2011)      | 513 yards |

## FOND MEMORIES

BYU is returning to Dallas Cowboys Stadium this week for TCU and it is a place the Cougars have a lot of fond memories, playing in the stadium's inaugural college football game in 2009. The No. 20 BYU football team took on the No. 3 Oklahoma Sooners. The Cougars entered an atmosphere of 75,000 fans and played one of their best games in recent history, beating one of the preseason favorites for the national title, 14-13. Led by seniors Max Hall and Dennis Pitta, the Cougars out-gained the Sooners 357 to 265 yards and BYU's hard-hitting defense knocked Heisman Trophy winner Sam Bradford out of the game just before halftime. Backup running back Bryan Kariya came in for all-time leading rusher Harvey Unga and gave the Cougars a huge lift, catching four passes for 76 yards and adding 42 yards on the ground. Wide receiver McKay Jacobson caught the go-ahead touchdown with 3:03 left to play and BYU's defense shut the door in the final minutes to preserve the 14-13 win.

## BAND OF BROTHERS

While BYU's motto is "Band of Brothers," there are four sets of brothers on the 2011 roster including Terence (Sr. OL) and Rhen (Jr. WR) Brown, Braden (Jr. OL) and Trevor Brown (Fr. TE), Matt (Sr. OL) and Houston (So. OL) Reynolds, and Iona (So. RB) and Baker (Fr. DL) Pritchard.

In addition, 13 different players, Kevan Bills, Gavin Fowler, Spencer Hafoka, Braden Hansen, Alex Kuresa, Marcus Mathews, Zed Mendenhall, Rex Morgan, Mike Muehlmann, Houston Reynolds, Matt Reynolds, Jordan Richardson and Jadon Wagner also boast brothers who have played for the Cougar football program in the past.

## FATHER'S DAY

Currently seven BYU players are also fathers, led by senior wide receiver Spencer Hafoka, with two children. Other dads on the team include Matt Reynolds, Travis Uale, Alani Fua, Aveni Leung-Wai and newest dad, Brandon Ogletree. Nine players also had fathers who played football at BYU: Famika Anae (Robert), Dallin Cutler (Chuck), Gavin Fowler (Blaine), Jameson Frazier (Danny), Colby Hansen (Regan), Carter Mees (Mike), Jordan Pendleton (Kirk), Matt Reynolds (Lance) and Houston Reynolds (Lance).

## HOLY MATRIMONY

BYU has long held the distinction of having the most married players of any other school in the country. This year is no exception. BYU currently has 32 players who are married.

## GROUND GAME GOING

After a slow start to the running game, BYU has rushed for 1123 yards in its last five games. The Cougars rushed for a measly 145 yards in the first three games. For the fourth-straight game, BYU has rushed for at least 200 yards and improved each game. The running game picked up an even 200 yards against Utah State, 224 against San Jose State, 282 at Oregon State and a season-high 290 vs. Idaho State. BYU also didn't have a rushing touchdown in the first three games but have had nine in the last five games. JJ Di Luigi leads the way with 70 carries, 346 yards and three touchdowns. Quarterback Riley Nelson helps in the ground game as the Cougars second leading rusher despite seeing limited time the first four games with 284 yards on 44 attempts with one touchdown. Newly discovered running back Michael Alisa is now third on the team with 243 yards on 47 carries and has two touchdowns, with 241 of those coming in the last three games.



# 2011 COUGAR FOOTBALL

## ALPHABETICAL & NUMERICAL ROSTERS

NO.	LETTERS	PLAYER	POS.	HT.	WT.	YR.	HOMETOWN/LAST SCHOOL
42	*	Alisa, Michael	RB	6-1	213	So.	Provo, UT / Timpview HS
57		Anae, Famika	OL	6-6	318	Fr.	Provo, UT / Timpview HS
47	*	Ansah, Ezekiel	LB	6-6	270	Jr.	Accra, Ghana / Presbyterian Boys School
11		Apo, Ross	WR	6-3	206	Fr.	Arlington, TX / The Oakridge School
45		Beck, Tyler	LB	6-1	212	So.	Murrieta, CA / Vista Murrieta HS
46		Bills, Kevan	LB	6-3	232	Fr.	Provo, UT / Timpview HS
58		Blackmore, Justin	DL	6-1	287	Fr.	West Jordan, UT / West Jordan HS
75	**	Brown, Braden	OL	6-6	301	Jr.	Salt Lake City, UT / Highland HS
87	*	Brown, Rhen	WR	5-10	178	Jr.	Summerville, SC / Lone Peaks HS
60	***	Brown, Terence	OL	6-4	318	Sr.	Summerville, SC / Summerville HS
93		Brown, Trevor	TE	6-5	210	Fr.	Provo, UT / Timpview HS
26	**	Buckner, Robbie	DB	5-10	176	Jr.	Ashdown, AR / Ashdown HS
32		Carter, Nate	RB	5-9	192	Fr.	St. George, UT / Dixie HS
24		Comer, Cameron	DB	6-0	191	Fr.	Springville, UT / Springville HS
53		Cox, Tanner	LB	6-4	225	Fr.	Pleasant View, UT / Weber HS
85		Cutler, Dallin	WR	5-9	170	So.	Draper, UT / Alta HS
10	***	Di Luigi, JJ	RB	5-9	185	Sr.	Canyon Country, CA / Canyon HS
65	***	Dulan, Ian	DL	6-1	270	Sr.	Hilo, HI / Kamehameha-Hawaii HS
25	**	Eason, Corby	DB	5-8	173	Sr.	Columbus, GA / Erie CC
89	*	Edwards, Matthew	TE	6-3	214	Sr.	Salt Lake City, UT / Woods Cross HS
21		Everett, DeQuan	DB	6-3	205	Jr.	Long Beach, CA / Cerritos JC
12	*	Falslev, JD	WR	5-8	184	So.	Logan, UT / Sky View HS
91		Fangupo, Hebron	DL	6-1	331	Sr.	Santa Ana, CA / USC
30	*	Folsom, Ryan	RB	5-10	195	So.	Medford, OR / North Medford HS
27	*	Foote, David	RB	5-11	200	Jr.	St. George, UT / Pine View HS
16		Fowler, Gavin	DB	5-11	190	Fr.	Kaysville, UT / Davis HS
48	**	Frazier, Jameson	LB	6-2	230	Sr.	Draper, UT / Alta HS
82	*	Friel, Kaneakua	TE	6-5	244	So.	Kaneohe, HI / Kamehameha HS
36		Fua, Alani	LB	6-5	206	Fr.	Northridge, CA / Oaks Christian HS
98	**	Fuga, Romney	DL	6-2	321	Jr.	Huntington Beach, CA / Edison HS
18	*	Galea'i, Jay	DB	6-0	196	So.	Laie, HI / Kahuku HS
7		Hadley, Preston	DB	6-0	200	Jr.	Pleasant Grove, UT / Snow College
2	*	Hadley, Spencer	LB	6-1	230	So.	Connell, WA / Connell HS
83	***	Hafoka, Spencer	WR	6-0	201	Sr.	Kahuku, HI / Kahuku HS
32	**	Hague, Mike	DB	5-10	190	Jr.	Salt Lake City, UT / Brighton HS
76	**	Hansen, Braden	OL	6-6	313	Jr.	Sandy, UT / Alta HS
9	*	Heaps, Jake	QB	6-1	200	So.	Issaquah, WA / Skyline HS
41		Heder, Austin	RB	6-1	241	Fr.	Pleasant Grove, UT / Pleasant Grove HS
56	*	Hess, Connell	LB	6-0	224	Jr.	Boise, ID / Capital HS
22		Hine, Adam	RB	6-1	193	Fr.	Santa Clara, UT / Snow Canyon HS
2	*	Hoffman, Cody	WR	6-4	208	So.	Crescent City, CA / Del Norte HS
88	*	Holt, Austin	TE	6-5	247	So.	South Jordan, UT / Bingham HS
96	*	Hornung, Reed	DS	6-2	249	Jr.	Anoka, MN / Snow College
16		Houk, Terenn	WR	6-4	204	Fr.	Tacoma, WA / Enumclaw HS
6	***	Jacobson, McKay	WR	5-11	199	Sr.	Southlake, TX / Southlake Carroll HS
6		Johnson, Jordan	DB	5-10	185	Fr.	Springfield, MA / Brooks School
34	**	Jorgensen, Austen	LB	6-2	237	Jr.	Mt. Pleasant, UT / North Sanpete HS
86		Jorgensen, Colby	TE	6-7	234	Fr.	Provo, UT / Timpview HS
73		Kafu, Solomon	OL	6-2	314	Fr.	Rio Linda, CA / Rio Linda HS
71	**	Kahaiali'i, Walter	OL	6-3	325	Jr.	Lahaina, HI / Kamehameha-Maui HS
33	***	Kariya, Bryan	RB	6-0	217	Sr.	Kaysville, UT / Davis HS
57		Kaumatule, Moses	DL	6-1	254	Fr.	South Jordan, UT / Bingham HS
27		Kautai, Teu	DB	6-1	212	Fr.	Arlington, TX / The Oakridge School
4		Kaveinga, Uona	LB	5-11	236	Jr.	Hawthorne, CA / USC
7		Kuresa, Alex	QB	5-11	180	Fr.	Millville, UT / Mountain Crest HS
3	*	Lark, James	QB	6-2	200	Jr.	St. George, UT / Pine View HS
67		Lawlor, Quinn	OL	6-4	278	Fr.	Orem, UT / Orem HS
51		Lesatele, Lene	LB	6-1	243	Fr.	Artesia, CA / Gahr HS
31	*	Leung-Wai, Aveni	LB	6-1	227	Sr.	Aiea, HI / Grossmont JC
84	*	Mahina, Devin	TE	6-6	245	So.	Upland, CA / Upland HS
55	**	Manumaleuna, Eathyn	DL	6-2	294	Jr.	Anchorage, AK / Timpview HS
19	***	Marshall, Matt	WR	5-10	171	Sr.	Salt Lake City, UT / Skyline HS

NUMERICAL ROSTER			
1	Jordan Pendleton	Sr.	LB
2	Spencer Hadley	So.	LB
2	Cody Hoffman	So.	WR
3	James Lark	Jr.	QB
3	Kyle Van Noy	So.	LB
4	Uona Kaveinga	Jr.	LB
5	Iona Pritchard	So.	LB
5	Joe Sampson	Jr.	DB
6	McKay Jacobson	Sr.	WR
6	Jordan Johnson	Fr.	DB
7	Preston Hadley	Jr.	DB
7	Alex Kuresa	Fr.	QB
9	Jake Heaps	So.	QB
9	Daniel Sorensen	So.	DB
10	JJ Di Luigi	Sr.	RB
11	Ross Apo	Fr.	WR
12	JD Falslev	So.	WR
12	Jason Munns	So.	QB
13	Riley Nelson	Jr.	QB
15	Carter Mees	Jr.	DB
16	Gavin Fowler	Fr.	DB
16	Terenn Houk	Fr.	WR
17	Dalin Tollestrup	Jr.	WR
18	Jray Galea'i	So.	DB
18	Richard Wilson	So.	TE
19	Matt Marshall	Sr.	WR
20	Josh Quezada	So.	RB
21	DeQuan Everett	Jr.	DB
22	Adam Hine	Fr.	RB
22	Manoa Pikula	Fr.	LB
23	Cody Raymond	Fr.	WR
23	Travis Uale	Sr.	DB
24	Cameron Comer	Fr.	DB
25	Corby Eason	Sr.	DB
26	Robbie Buckner	Jr.	DB
27	David Foote	Jr.	RB
28	Kori Gaines	Fr.	DB
28	Brian Smith	So.	K/P
29	Skye PoVey	So.	DB
29	Jordan Smith	So.	WR
30	Ryan Folsom	So.	RB
31	Aveni Leung-Wai	Sr.	LB
32	Nate Carter	Fr.	RB
32	Mike Hague	Jr.	DB
33	Bryan Kariya	Sr.	RB
34	Austen Jorgensen	Jr.	LB
35	Zed Mendenhall	Jr.	RB
36	Alani Fua	Fr.	LB
37	Justin Sorensen	So.	K
38	Seth Probert	Fr.	LB
41	Austin Heder	Fr.	LB
41	Matt Putnam	Sr.	DL
42	Michael Alisa	So.	RB
43	Baker Pritchard	Fr.	DL
44	Brandon Ogletree	Jr.	LB
45	Tyler Beck	So.	LB
46	Kevan Bills	Fr.	LB
47	Ezekiel Ansah	Jr.	LB
48	Jameson Frazier	Jr.	LB
49	Jadon Wagner	Sr.	LB
51	Lene Lesatele	Fr.	LB
53	Tanner Cox	Fr.	LB





# 2011 COUGAR FOOTBALL

## ALPHABETICAL & NUMERICAL ROSTERS (CONT.)

NO.	LETTERS	PLAYER	POS.	HT.	WT.	YR.	HOMETOWN/LAST SCHOOL
80	*	Mathews, Marcus	TE	6-4	208	So.	Beaverton, OR / Southridge HS
72		Mathews, Ryker	OL	6-6	313	Fr.	American Fork, UT / American Fork HS
15	**	Mees, Carter	DB	6-0	190	Jr.	St. George, UT / Pine View HS
35	*	Mendenhall, Zed	RB	5-11	245	Jr.	Alpine, UT / Lone Peak HS
95	*	Muehlmann, Mike	DL	6-4	253	So.	American Fork, UT / American Fork HS
66		Mulitalo, Manu	OL	6-2	340	Fr.	West Valley City, UT / Granger HS
12		Munns, Jason	QB	6-5	250	So.	Kennewick, WA / Southridge HS
13	*	Nelson, Riley	QB	6-0	196	Jr.	Logan, UT / Utah State
68	*	Nielsen, Austin	OL	6-0	227	Jr.	Glendale, CA / Sandra Day O'Connor HS
59		Niumatalolo, Va'a	LB	6-1	227	Fr.	Annapolis, MD / Broadneck HS
44	**	Ogletree, Brandon	LB	5-11	228	Jr.	McKinney, TX / McKinney HS
1	***	Pendleton, Jordan	LB	6-3	238	Sr.	South Jordan, UT / Bingham HS
20		Pendley, Chase	DB	6-1	204	So.	Sandy, UT / Southern Utah
22		Pikula, Manoa	LB	6-1	231	Fr.	South Jordan, UT / Bingham HS
29		PoVey, Skye	DB	5-11	184	So.	Ogden, UT / Snow College
43		Pritchard, Baker	DL	6-3	277	Fr.	South Jordan, UT / Bingham HS
5	*	Pritchard, Iona	RB	6-0	240	So.	South Jordan, UT / Bingham HS
38		Probert, Seth	LB	6-3	207	Fr.	Lebanon, OR / Lebanon HS
41	***	Putnam, Matt	DL	6-6	271	Sr.	Brigham City, UT / Box Elder HS
20	*	Quezada, Josh	RB	5-11	202	So.	La Habra, CA / La Habra HS
23		Raymond, Cody	WR	5-9	173	Fr.	Sandy, UT / Jordan HS
90		Reden, Stehly	TE	6-4	254	Fr.	Valley Center, CA / Valley Center HS
78	*	Reynolds, Houston	OL	6-2	296	So.	Provo, UT / Timpview HS
70	***	Reynolds, Matt	OL	6-6	305	Sr.	Provo, UT / Timpview HS
94	**	Richardson, Jordan	DL	6-4	270	Jr.	Idaho Falls, ID / Bonneville HS
92	*	Rowley, Graham	DL	6-4	280	So.	Waialua, HI / Waialua HS
5		Sampson, Joe	DB	5-10	213	Jr.	Oakland, CA / College of San Mateo
28	*	Smith, Brian	K/P	6-3	179	So.	Orem, UT / Mountain View HS
29		Smith, Jordan	WR	6-4	207	So.	Salem, UT / Spanish Fork HS
9	*	Sorensen, Daniel	DB	6-2	206	So.	Colton, CA / Colton HS
37	*	Sorensen, Justin	K	6-1	232	So.	South Jordan, UT / Bingham HS
99	**	Stephenson, Riley	K/P	6-0	196	Jr.	St. George, UT / Pine View HS
74		Stringham, Brock	OL	6-6	287	Fr.	Highlands Ranch, CO / Mountain Vista HS
62	**	Thorson, Marco	OL	6-3	305	Sr.	Ramona, CA / Ramona HS
17	*	Tollestrup, Dalin	WR	6-1	182	Jr.	Raymond, Canada / Univ. of Calgary
97		Tuiloma, Travis	DL	6-2	320	Fr.	Topeka, KS / Washburn Rural HS
54		Tushaus, Blair	OL	6-2	280	Fr.	Scottsdale, AZ / Notre Dame Prep
23	***	Uale, Travis	DB	6-2	199	Sr.	Hawaii Kai, HI / Kamehameha HS
79		Vaitai, Manaaki	OL	6-3	307	So.	Eueless, TX / Trinity HS
3	*	Van Noy, Kyle	LB	6-3	235	So.	Reno, NV / McQueen HS
93	*	Ve, Simote	DL	5-11	270	Sr.	Hau'ula, HI / BYU-Hawaii
49	**	Wagner, Jadon	LB	6-4	245	Sr.	Lethbridge, Alberta / LCI
18	*	Wilson, Richard	TE	6-2	232	So.	Spanish Fork, UT / Spanish Fork HS
77		Yeck, Michael	OL	6-8	286	Fr.	Keller, TX / Keller HS

### NUMERICAL ROSTER

54	Blair Tushaus	Fr.	OL
55	Eathyn Manumaleuna	Jr.	DL
56	Connell Hess	Jr.	LB
57	Famika Anae	Fr.	OL
57	Moses Kaumatule	Fr.	DL
58	Justin Blackmore	Fr.	DL
59	Va'a Niumatalolo	Fr.	LB
60	Terence Brown	Sr.	OL
62	Marco Thorson	Sr.	OL
65	Ian Dulan	Sr.	DL
66	Manu Mulitalo	Fr.	OL
67	Quinn Lawlor	Fr.	OL
68	Austin Nielsen	Jr.	OL
70	Matt Reynolds	Sr.	OL
71	Walter Kahaialii	Jr.	OL
72	Ryker Mathews	Fr.	OL
73	Solmone Kafu	Fr.	OL
74	Brock Stringham	Fr.	OL
75	Braden Brown	Jr.	OL
76	Braden Hansen	Jr.	OL
77	Michael Yeck	Fr.	OL
78	Houston Reynolds	So.	OL
79	Manaaki Vaitai	So.	OL
80	Marcus Mathews	So.	TE
82	Kaneakua Friel	So.	TE
83	Spencer Hafoka	Sr.	WR
84	Davin Mahina	So.	TE
85	Dallin Cutler	So.	WR
86	Colby Jorgensen	Fr.	TE
87	Rhen Brown	Jr.	WR
88	Austin Holt	So.	TE
89	Matthew Edwards	Sr.	TE
90	Stehly Reden	Fr.	TE
91	Hebron Fangupo	Sr.	DL
92	Graham Rowley	So.	DE
93	Trevor Brown	Fr.	TE
93	Simote Ve	Sr.	DL
94	Jordan Richardson	Jr.	DL
95	Mike Muehlmann	So.	DE
96	Reed Hornung	Jr.	DS
97	Travis Tuiloma	Fr.	DL
98	Romney Fuga	Jr.	DL
99	Riley Stephenson	Jr.	K/P

### PRONUNCIATION GUIDE

Famika Anae	.....Fa-mee-kah Ah-nye	Austin Heder	.....Hee-der	Devin Mahina	.....Mah-hee-nah
Ezekiel Ansah	.....Aahn-saah	Mike Hague	.....Haygh	Eathyn Manumaleuna	.....Mah-noo-mah-lay-oo-nah
Ross Apo	.....Ah-po	Adam Hine	.....Hee-nay	Manu Mulitalo	.....Mah-noo Moo-lee-tah-low
Cameron Comer	.....Comb-er	Terenn Houk	.....How-k	Va'a Niumatalolo	.....Va-ah Nee-oo-ma-ta-lo-lo
JJ Di Luigi	.....Dee-loo-ee-gue	Solmone Kafu	.....So-low-mo-nay Kah-foo	Manoa Pikula	.....Pee-coo-la
DeQuan Everett	.....Deh-kwan	Walter Kahaialii	.....Ka-high-ah-lee-ee	Josh Quezada	.....Kah-zah-dah
Hebron Fangupo	.....Hee-bron Fan-goo-po	Bryan Kariya	.....Kah-ree-yah	Stehly Reden	.....Stay-lee Ree-den
Kaneakua Friel	.....Kha-nay-ah-koo-ah Free-eel	Moses Kaumatule	.....Cow-ma-too-lay	Graham Rowley	.....Roh-lee
Alani Fua	.....Ah-la-nay Foo-ah	Teu Kautai	.....Tay-oo Cow-tai	Blair Tushaus	.....Tuss-house
Romney Fuga	.....Foong-ah	Uona Kaveinga	.....Whoa-nah	Travis Uale	.....Oo-ah-lay
Jray Galea'i	.....Dray Nah-lee-eye	Lene Lesatele	.....Leh-nay Less-uh-tell-ay	Manaaki Vaitai	.....Mah-nah-key Vai-tie
Spencer Hafoka	.....Hah-fo-ka	Aveni Leung-Wai	.....Ah-ven-ee Loong-why	Simote Ve	.....See-mo-tay Vay-ah



# 2011 COUGAR FOOTBALL TEAM NOTES

## 2011 FOOTBALL FIRESIDES

BYU head coach Bronco Mendenhall, his wife, Holly, and members of the BYU football team will participate in an hour-long devotional prior to eight football games this season.

These devotionals will be conducted prior to all road games as well as the Utah and San Jose State home games. They are referred to as "firesides" and are intended to help players, coaches, and those who attend strengthen or gain a knowledge of our purpose here on earth.

"The firesides have been a way for us to make a very clear statement of what our priorities are, or should be," Mendenhall says. "Football is simply the vehicle we use to help others come to a knowledge of what really brings joy and happiness to our lives. Football is not the priority. Some people don't understand that. These firesides are a way for all of us to help consider our priorities through understanding the purpose of life."

### 2011 FIRESIDE SCHEDULE

Friday, Sept. 2 (Ole Miss)  
Tupelo Stake Center  
1085 South Thomas St.  
Tupelo, MS 38801

Friday, Sept. 9 (Texas)  
Austin Stake Center  
1000 E. Rutherford Lane  
Austin, TX 78753

Friday, Sept. 16 (Utah)  
Orem Windsor Stake Center  
60 E. 1600 N.  
Orem, UT 84057

Friday, Oct. 7 (San Jose State)  
Springville West Stake Center  
996 W. Center Street  
Springville, UT 84663

Friday, Oct. 14 (Oregon State)  
Keizer Oregon Stake Center  
1375 Lockhaven Drive  
Keizer, OR 97303

Thursday, Oct. 27 (TCU)  
Colleyville Stake Center  
500 W. McDonwell School Road  
Colleyville, TX 76034

Friday, Dec. 2 (Hawaii)  
Makakilo Stake Center  
92-900 Makakilo Drive  
Makakilo, HI 96707

## CURRENTLY SERVING MISSIONS...

There are 44 members of the BYU football program currently serving two-year church missions in 17 different countries including Argentina, Australia, Brazil, Bulgaria, Cambodia, Chile, Democratic Republic of Congo, El Salvador, Fiji, Guatemala, Mexico, New Zealand, Paraguay, Peru, South Korea, Thailand and the United States. Members of the BYU football program who are currently serving missions cover six of the globe's seven continents and speak a total of seven different foreign languages, including Bulgarian, Cambodian, French, Korean, Portuguese, Spanish and Thai.

## SERVED MISSIONS...

Junior defensive lineman Romney Fuga is one of 73 players (61 percent) on the team roster who has served a church mission for The Church of Jesus Christ of Latter-day Saints. Fuga returned home from a mission to Madagascar in the summer of 2009.

Current members of the BYU football team have served missions in a total of 29 countries and one territory, including Argentina, Australia, Brazil, Canada, Chile, Colombia, Costa Rica, Dominican Republic, El Salvador, Germany, Italy, Jamaica, Japan, Madagascar, the Marshall Islands, Mexico, Mongolia, Mozambique, New Zealand, Panama, Philippines, Puerto Rico, Russia, Samoa, South Africa, South Korea, Spain, Sweden, Taiwan, and the United States.

Current members of the BYU football team have served missions in 14 different states, including Alabama, California, Colorado, Florida, Georgia, Illinois, Maryland, Massachusetts, Nevada, New York, Oklahoma, Pennsylvania, Tennessee and Texas.

Overall, 50 current members (42 percent) of the BYU football team speak a combined total of 21 different foreign languages and dialects, including Cebuano, Fante, French, Haitian Creole, German, Hawaiian, Italian, Jamaican Patois, Japanese, Korean, Malagasy, Mandarin Chinese, Marshallese, Portuguese, Russian, Samoan, Spanish, Swedish, Tagalog, Tongan and Twi.

## WHAT IS A MISSION?

- \* The Church's missionary program is one of its most recognized characteristics. Mormon missionaries can be seen on the streets of hundreds of major cities in the world as well as in thousands of smaller communities.
- \* The missionary effort is based on the New Testament pattern of missionaries serving in pairs, teaching the gospel and baptizing believers in the name of Jesus Christ (see, for example, the work of Peter and Paul in the Bible).
- \* More than 50,000 missionaries are serving missions for The Church of Jesus Christ of Latter-day Saints at any one time. Most are young people under the age of 25, serving in nearly 350 missions throughout the world.
- \* Missionaries can be single men between the ages of 19 and 25, single women over the age of 21 or retired couples. Missionaries work with a companion of the same gender during their mission, with the exception of couples, who work with their spouse. Single men serve missions for two years and single women serve missions for 18 months.
- \* Missionary work is voluntary. Missionaries fund their own missions — except for their transportation to and from their field of labor — and are not paid for their services.
- \* Missionaries receive their assignment from Church headquarters and are sent only to countries where governments allow the Church to operate. Missionaries do not request their area of assignment and do not know beforehand whether they will be required to learn a language.
- \* Prior to going to their assigned area, missionaries spend a short period of time at one of 15 missionary training centers throughout the world. There they learn how to teach the gospel in an orderly and clear way and, if necessary, they begin to learn the language of the people they will be teaching. The largest training center is in Provo, Utah, with additional centers in 14 additional countries including Brazil, England, Ghana, Guatemala, Mexico and Spain.
- \* Male missionaries are addressed with the title "Elder" and women are addressed with the title "Sister."
- \* A typical missionary day begins by waking at 6:30 a.m. for personal study. The day is spent proselytizing by following up on appointments, visiting homes or meeting people in the street or other public places. Missionaries end their day by 10:30 p.m.
- \* In some parts of the world, missionaries are sent only to serve humanitarian or other specialized missions. Those missionaries do not proselytize.
- \* Contacts with family and friends during this time of service are limited to letters and occasional phone calls to family at special times. Missionaries avoid entertainment, parties or other activities common to this age-group as long as they are on their missions, so they can focus entirely on the work of serving and of teaching others the gospel of Jesus Christ.





# 2011 COUGAR FOOTBALL

## BYU TWO-DEEP

### BYU DEPTH CHART

#### BYU OFFENSE

Pos	No.	Player	Ht.	Wt.	Yr.	Player Notes
WR	2	Cody Hoffman	6-4	208	So.	Had 5 rec, 71 yds, 2 TD vs. ISU...career highs of 9 catches and 162 yds at OSU...1st TD catc vs. USU...138 yds and 8 rec. vs. Utah
	12	JD Falslev	5-8	184	So.	Had 2 catches for 20 yards vs. ISU...3 catches, 18 yds and first-ever TD at OSU...2 catches for 27 yards vs. UCF
WR	6	McKay Jacobson	5-11	199	Sr.	Had 25 yards vs. ISU...40-yard TD and 63 total yards vs. SJSU...key 40-yard catch on final drive vs. USU...6 catches 43 yards vs. Utah
	11	Ross Apo	6-3	206	Fr.	Career-high 5 rec with 71 yds and TD vs. ISU...3 catches, 41 yards vs. SJSU...suffered mild concussion vs. UCF
TE	88	Austin Holt	6-5	247	So.	Had 17-yd catch at OSU...2 rec. for 23 yards vs. USU...career-long 30-yard catch vs. Utah...career-best 41 yards on 2 catches at Texas
	80	Marcus Mathews	6-4	208	So.	Caught game-winning TD vs. USU and had 6 rec. for 45 yards...4 catches, 35 yds vs. UCF...3 catches, 36 yds at Texas
LT	70	Matt Reynolds	6-6	305	Sr.	NFL prospect, 3-year starter is a preseason All-American, Outland and Lombardi Trophy candidate...allowed just 1 sack in 2010
	77	Michael Yeck	6-8	286	Fr.	Redshirt freshman...steps in for injured HS All-American Ryker Mathews
LG	78	Houston Reynolds	6-2	296	So.	Started 4 of 5 games this season...fighting through foot injury...three brothers and father all played football at BYU
	62	Marco Thorson	6-3	305	Sr.	Started first game of career vs. UCF...played in every game this season...played in 5 games in 2010...goes by Moose
C	60	Terence Brown	6-4	318	Sr.	All-MWC honorable mention in first year at center...started every game this season and last two seasons
	54	Blair Tushaus	6-2	280	Fr.	Played vs. ISU...redshirted last season...ranked No. 15 center in his class by Rivals.com
RG	76	Braden Hansen	6-6	313	Jr.	Outland Trophy Watch List ... All-MWC honorable mention was Freshman All-America in 2009...two-year starter
	74	Brock Stringham	6-6	274	Fr.	Saw time in last four games this season...redshirted in 2008 before LDS mission
RT	75	Braden Brown	6-6	301	Jr.	Started every game in first full season on OL in 2010...was third-string TE in 2009 (250 lbs) before moving to OT mid-year with 2 starts
	57	Famika Anae	6-6	318	Fr.	Redshirted as a freshman in 2010...son of current Arizona assistant coach Robert
QB	13	Riley Nelson	6-0	196	Jr.	Had 3 TDs, 215 yds pass and 1 TD rush vs. ISU...career highs 17 of 27 passing, 217 yds, 3 TDs at OSU...219 yards, 3 TD vs. SJSU
	9	Jake Heaps	6-1	200	So.	Scored 1-yard TD vs. USU...career-high 305 yards passing at Utah...threw 192 yards and 1 TD at Texas...225 yards and 1 TD at Miss
	33	Bryan Kariya	6-0	217	Sr.	Ran for 42 yards vs. Utah State...game-winning TD vs. UCF, had 52 yards...rushed 11 times at Ole Miss...2010 Academic All-America
	35	Zed Mendenhall	5-11	245	Jr.	Bowling ball blocker...1 catch vs. UCF...caught first pass of season (5 yds) vs. Utah
RB	10	JJ Di Luigi	5-9	185	Sr.	Had 42 yds, TD vs. ISU...74 yds, 1 TD at OSU...ran for 50 yards, caught for 26 vs. USU...38 yards rushing vs. UCF, 39 vs. Utah
	42	Michael Alisa	6-1	213	So.	Had 66 yds, TD vs. ISU...ran for a season long 42-yard TD vs. ISU...84 yds, 1TD (first of career) at Oregon State...91 yards vs. SJSU
	20	Joshua Quezada	5-11	202	So.	Had 59 yds, 1 TD vs. ISU...47 rushing yards vs. SJSU...41 yards vs. USU...26 yards rushing vs. UCF

#### BYU DEFENSE

LE	91	Hebron Fangupo	6-1	331	Sr.	Had 5 tackles, 1.5 TFL, QBH, PBU vs. USU...Started last three games...career-best 6 tackles, 1 for loss, vs. UCF
	92	Graham Rowley	6-4	280	So.	Had 2 tackles vs. ISU, at OSU...career-high 3 tackles vs. UCF...Had 1 tackle and 1 QBH at Texas...started first two games this season
NT	98	Romney Fuga	6-2	321	Jr.	Had 2 tackles at OSU...3 tackles, 1 TFL vs. SJSU...4 tackles vs. UCF and vs. Utah...2 solo tackles at Ole Miss
	97	Travis Tuiloma	6-2	320	Fr.	Had 1 tackle, 1 pass breakup vs. UCF...career-best 4 tackles, 1 TFL vs. Utah...had 1st tackle of his career at Texas...redshirted in 2010
RE	55	Eathyn Manumaleuna	6-2	294	Jr.	Had 3 tackles at OSU...2 tackles vs. SJSU and USU...3 tackles vs. UCF...2 tackles vs. Utah...4 solo tackles at Texas...5 tackles at UM
	94	Jordan Richardson	6-4	270	Jr.	Had 1 solo tackle vs. Utah State...2 tackles vs. Utah...0.5 TFL vs. Utah...1 tackle vs. UCF
SLB	1	Jordan Pendleton	6-3	238	Sr.	Had 6 tackles, 3 TFL and 2 sacks vs. ISU...6 tackles, 3 TFL, sack at OSU...5 solo tackles, 2 TFL, sack vs. SJSU...6 tackles, 1 TFL at UM
	48	Jameson Frazier	6-2	230	Sr.	Had 5 tackles, sack vs. ISU...2 tackles, QBH vs. SJSU...3 tackles, 1 for loss, vs. USU...4 tackles, 1.5 TFL, QBH vs. Utah
MLB	4	Uona Kaveinga	5-11	236	Jr.	Had 6 tackles, FR at OSU...career-high 8 tackles vs. USU...5 tackles and FF vs. UCF...6 tackles, FF vs. Utah...5 tackles, FF at Ole Miss
	34	Austen Jorgensen	6-2	237	Jr.	Had 2 tackles vs. Utah State...had 2 tackles vs. UCF & Utah...saw time at Ole Miss...played in all 13 games, starting 3 in 2010
BLB	44	Brandon Ogletree	5-11	228	Jr.	Had 6 tackles, 2 FF, INT, 1.5 TFL at OSU...career-high 10 tackles, 8 solo vs. SJSU...8 tackles, TFL vs. USU...7 tackles, FR vs. Utah
	2	Spencer Hadley	6-1	230	So.	Had 6 tackles vs. ISU...4 tackles at OSU...3 tackles vs. SJSU...4 tackles vs. USU...first-career start at Texas had career-high 12 tackles
WLB	49	Jadon Wagner	6-4	245	Sr.	Had 2 tackles vs. Oregon State...6 tackles vs. UCF...registered 4 tackles in four other games this season
	3	Kyle Van Noy	6-3	235	So.	Had 3 TFL, 2 sacks, 3 QBH and blkd punt vs. ISU...Had 4 tackles, INT, TFL at OSU...INT, 4 tackles vs. SJSU...8 tackles with sack vs. UCF
FC	25	Corby Eason	5-8	173	Sr.	Had 5 tackles vs. ISU...3 tackles, 2 PBU at UM...4 tackles, 2 PBU, FF vs. UCF...career-high 3 PBU with 4 tackles vs. Utah
	6	Jordan Johnson	5-10	185	Fr.	First-career INT vs. ISU...career-high 3 tackles at OSU...first career tackle vs. Utah State...redshirted in 2010
BC	7	Preston Hadley	6-0	200	Jr.	Had 4 tackles vs. ISU...11 tackles, 3 PBU at OSU...5 solo tackles vs. SJSU...career-high 3 pass breakups, 3 tackles vs. Utah
	5	Joe Sampson	5-10	213	Jr.	Had 3 tackles, TFL vs. Utah State...3 tackles, a sack and an INT vs. UCF...had 3 tackles, 1 TFL and 1 QBH at Texas
KAT	9	Daniel Sorensen	6-2	206	So.	Had INT vs. ISU...4 tackles vs. OSU, USU and Utah...3 tackles vs. UCF...INT, 8 tackles and 1 TFL at Texas...6 tackles, 1 at Ole Miss
	15	Carter Mees	6-0	190	Jr.	Had 4 tackles vs. ISU...saw significant time vs. SJSU...1 tackle vs. USU...2 solo tackles at Texas...had 1 tackle at Ole Miss
FS	23	Travis Uale	6-2	199	Sr.	Had 2 tackles, INT vs. ISU...5 tackles at OSU...INT, 4 solo tackles vs. SJSU...4 tackles, 1 breakup vs. Utah...9 tackles and INT at TX
	32	Mike Hague	5-10	190	Jr.	Had 2 tackles vs. ISU...1 tackle vs. USU...sat out at Texas due to injury (ribs)...switched over to safety this season after two years at fullback

#### BYU SPECIALISTS

K	37	Justin Sorensen	6-1	232	So.	Kicked 8 of 8 PAT vs. ISU...Had 5 PAT, 33-yd FG at OSU... had two 40+ FGs vs. SJSU...kicked 2 FGs vs. USU...3 FG at Texas
	99	Riley Stephenson	6-0	196	Jr.	Had 64 kickoffs for 4,268 yards in 2010, a 66.7 average...recorded 23 touchbacks
P	99	Riley Stephenson	6-0	196	Jr.	DNP vs. SJSU...51-yard long punt vs. USU...career-best 67-yard punt vs. UCF with 2 punts inside 20...65-yard punt vs. Utah
DS	96	Reed Hornung	6-2	249	Jr.	Steady, consistent performer...hasn't had a bad snap in career...Touchdown Club scholarship recipient
H	19	Matt Marshall	5-10	171	Sr.	Three-year letterman...holder in 2009 & 2010...good hands, also a receiver...also wildcat QB, threw 2 of 2 passes for 37 yards in '10
KR	2	Cody Hoffman	6-4	208	So.	Had 3 returns, 73 yards vs. SJSU...90 yards vs. USU...had BYU's 1st KR TD in 13 years, a 93-yarder vs. UCF...139 yards vs. Utah
	32	Mike Hague	5-10	190	Jr.	Had 2 ret for 37 yards vs. SJSU...sat out Texas game with injury (ribs)...had 24-yard kickoff return at Ole Miss
PR	12	JD Falslev	5-8	184	So.	Had 2 returns for 20 yds vs. ISU...2 returns for 13 yds vs. USU...3 returns for 29 yds at Ole Miss, including a 27-yard long
	6	McKay Jacobson	5-11	199	Sr.	Had first punt returns of the season at Texas, including a long of 24 yards...last Cougar to return punt for TD (2006)

#### CAPTAINS

LB	48	Jameson Frazier	6-2	230	Sr.
RB	33	Bryan Kariya	6-0	217	Sr.
LT	70	Matt Reynolds	6-6	305	Sr.
DB	23	Travis Uale	6-2	199	Sr.



# 2011 COUGAR FOOTBALL

## OFFENSIVE NOTES

### NOT A LONG LIST

BYU hasn't had many quarterbacks with Riley Nelson's skill set of running and passing. It's a short list but Nelson has a chance to make some noise on the career quarterback-rushing leaders for the Cougars. In fact, he is sneaking up on former BYU quarterback and current offensive coordinator Brandon Doman's mark on the list.

#### BYU Career Quarterback Rushing Yards

1. Carter, Virgil (1964-66) 1,225 yards
2. Young, Steve (1981-83) 1,084 yards
3. Doman, Brandon (1998-01) 632 yards
4. Nelson, Riley (2009-) 554 yards

### MCKAY AND HIS QB'S

Wide receiver McKay Jacobson has had the luxury of having a top-notch quarterback be around him for almost all of his football career. While he currently has the promising sophomore Jake Heaps and gritty junior Riley Nelson, he has caught passes at BYU from NFL quarterbacks Max Hall and John Beck. Even at the high school level, Jacobson connected with future NFL talent. At Carroll High School in Southlake, Texas (an incredibly fruitful recruiting ground), former Alabama quarterback Greg McElroy who led the Crimson Tide to a 2009 National Championship tossed the pigskin to Jacobson before entering the NFL. Another NFL quarterback, Chase Daniel was Jacobson's quarterback for two years in high school as well.

### TALE OF THE TAPE

BYU's starting offensive line is largely considered to be one of its major team strengths . . . literally. Measuring in at an average of 6-feet-6 inches and over 310 pounds, the offensive line is built to plow the road for a successful running attack and protect the quarterback.

### GOING LONG

BYU got some long plays going against the Bengals. The Cougars had six plays of 20 yards or more, including some of the longest plays of the year. JJ Di Luigi caught a 57-yard pass for BYU's longest play from scrimmage of the year. Running back Michael Alisa had a 42-yard touchdown run, good for both the longest scoring play of the year and the longest run of the 2011 season.

### THREE TIMES THREE

For the third-straight game BYU had three touchdown passes through the air. Riley Nelson connected with Cody Hoffman twice. Hoffman caught a 7-yard touchdown in the first half and followed it up with a 19-yard scoring reception in the second half. Wide receiver Ross Apo caught another touchdown, Nelson's first of the game on a 15-yard strike in the first quarter.

### BETTER LATE THAN NEVER

Running back Michael Alisa has been a late bloomer this season, most recently picking up 66 yards on the ground and one touchdown against Idaho State. After Alisa impressed with 91 yards against San Jose State, the sophomore running back proved it wasn't just a one time thing. Alisa led all running backs with 84 yards on the ground on 20 carries against Oregon State the next week and followed that up with his performance last week against the Bengals. In the last three games, Alisa has 241 yards on 44 carries, averaging 5.5 yards per carry since getting just three carries for two yards the previous five games.

### BALANCED ATTACK

For the fourth-straight week BYU had a balanced attack, running the football for over 200 yards and passing for over 200 yards to beat Idaho State. The Cougars had eight different players combine to rush for a season-high 290 yards and four touchdowns and Riley Nelson and Jake Heaps combined to throw for 282 yards and three more touchdowns. The week before against Oregon State BYU rolled up 282 yards on the ground and 217 in the air. Against San Jose State, BYU was even more balanced, rushing for 224 yards and throwing for 219 yards and vs. Utah State, the Cougars used 251 passing yards and 200 rushing yards to beat the Aggies.

### RUNNING BY COMMITTEE

It took eight different players to rack up the season-high 290 rushing yards vs. Idaho State. Michael Alisa led the way again with eight carries, 66 yards and one touchdown. He also had the team's longest run of the season of 42 yards. Quarterback Riley Nelson was next with seven rushes for 62 yards and a score while Josh Quezada added another rushing touchdown and 59 yards. JJ Di Luigi picked up 42 yards and one touchdown, David Foote had 30 yards and Bryan Kariya added 22. Running back Ryan Folsom chipped in five yards and quarterback Jake Heaps had four more yards on the ground.

### ALWAYS IMPROVING

BYU has been steadily improving throughout the season. After a low point in the season and struggling against Utah, the Cougars have seen a jump in their offensive output. After Utah, BYU was ranked 118th nationally in rushing with 48 yards per game, and now sit at 58th with 159 yards per game. After the UCF game the Cougars had the 111th ranked total offense with 291.3 yards per game. Four games later BYU is ranked 64th at 391.3 yards per game. With four more regular-season games to go, the Cougars will have plenty of opportunities to improve.

### INDIVIDUAL STATISTICAL RANKINGS

Category	Player	Rank	Actual	National leader	Actual
Total all-purpose yards	Hoffman	35	1007	Wilson, David, Virginia Tech	1425
Touchdown passes	Nelson	T-46	11	Boyd, Tajh, Clemson	24
All-purpose yards/game	Hoffman	55	125.88	Graham, T.J., NC State	185.71
Passing completions/game	Heaps	51	18.00	Doege, Seth, Texas Tech	34.00
Total receiving yards	Hoffman	59	491	Jenkins, A.J., Illinois	987
Passing yards/game	Heaps	75	171.5	Keenum, Case, Houston	383.6
Total passing yards	Heaps	88	1029	Keenum, Case, Houston	2685
Receiving yards/game	Hoffman	94	61.38	Allen, Keenan, California	129.43



# 2011 COUGAR FOOTBALL OFFENSIVE NOTES

## GETTING OFFENSIVE

For the fourth-straight week the BYU offense improved its output. The Cougars churned out a season-high 572 yards of total offense. BYU rolled with 499 yards at Oregon State. Against San Jose State the Cougars picked up 446 yards and vs. Utah State the team used 451 total yards to beat the Aggies. Each game featured at least 200 rushing yards. In the past four games the Cougars have slowly improved their scoring as well, scoring 27, 29, 38 and 56 points.

## GOING FOR A DRIVE

BYU's 99-yard touchdown drive vs. Idaho State was the longest of the 2011 season. The long drive ties the longest since a 99-yard drive vs. Utah State in 2006. BYU had a 97-yard scoring drive at Texas. The Cougars' game-winning drive against the Utah State Aggies was 96 yards officially, although the team actually had to go 98 yards. Quarterback Riley Nelson lost two yards on his first rush of the drive, pushing BYU all the way back to inside its own two yard line.

## WIDE RECEIVER TWINS

BYU has a unique combination of size and speed in the receiving corps with Cody Hoffman and Ross Apo. Hoffman and Apo both weigh in at over 200 pounds and are 6-foot-4 and 6-foot 3, respectively. Against Idaho State both receivers ended up with a matching five catches for 71 yards. The difference was Hoffman caught two touchdowns while Apo caught one score. Apo did have the longer reception at 30 yards, however. Both receivers now have four touchdowns each for 2011. Hoffman leads the way in season totals with 33 catches for 491 yards but Apo is second on the team with 22 catches for 262 yards.

## DI LUIGI DOES IT ALL

Senior running back JJ Di Luigi was named to the Doak Walker Award Watch List before the season began. The versatile back had 42 yards rushing on 6 carries and on touchdown vs. Idaho State. He also caught one pass for a season-long 57 yards. Di Luigi has averaged 65.6 total yards per game in 2011, contributing all over the field in the run game and catching passes out of the back field. The California native moved into 20th all-time at BYU in all-purpose yards and is 12th in career rushing yards. Here is how Di Luigi looks on the all-time lists and who he might pass in the coming weeks:

### BYU Career All-Purpose Yards

1. Brown, Curtis (2002-06)	4,996 yards
18. Hooks, Margin (1997-00)	2,929 yards
19. Pitte, Dennis (2004-09)	2,908 yards
20. Di Luigi, JJ (2008-)	2,780 yards

### BYU Career Rushing Yards

1. Unga, Harvey (2006-09)	3,455 yards
10. McKenzie, Brian (1996-97)	1,954 yards
11. Fortie, Eldon (1962-64)	1,666 yards
12. Di Luigi, JJ (2008-)	1,559 yards

## HOFFMAN KEEPS IT GOING

Wide receiver Cody Hoffman continues his streak, catching at least one pass in 14-straight games. The Crescent City, Calif. product had five catches for 71 yards and two touchdowns vs. Idaho State. Hoffman caught set career-highs at Oregon State with 9 receptions for 162 yards. He caught just one pass for eight yards against San Jose State. The redshirt sophomore caught four passes for 68 yards and one touchdown against Utah State. He grabbed three receptions for 24 yards against UCF. Hoffman finished with a team-high eight catches and 138 yards vs. Utah. He extends his streak to 14 games with at least one reception and 20 of 21 career games.

## TIGHT ENDS STRONG

With the tight end position seeing a drop off last year, a revamped tight end crew is bringing the tight end back to a force in BYU's offense. After seven games of the season, the tight ends have accounted for 465 yards on 39 catches and three touchdowns.

The tight ends accounted for two catches and 28 yards vs. Idaho State. At Oregon State they had 30 yards on 3 catches including one touchdown. Against San Jose State the tight ends caught 4 passes for 82 yards and one touchdown. The game-winner against Utah State was caught by flex tight end Marcus Mathews and the tight ends accounted for eight receptions for 68 yards. Against UCF the tight ends caught five passes for 49 yards. Against Utah, the tight ends combined for six catches and 76 yards. At Texas, they caught seven passes for 88 yards. The tight ends are consistently performing for the Cougar offense and are much more of a threat in 2011.

## 1,000 MILESTONES

Both of BYU's quarterbacks, Riley Nelson and Jake Heaps, reached milestones against Idaho State, Nelson for a career and Heaps for a season. Nelson's 215 passing yards put him over the 1,000 passing yard mark for his BYU career, totalling 1,137 yards now and 833 in 2011. Nelson became the 29th player in BYU history with 1,000 career passing yards.

Heaps entered the third quarter with 962 passing yards on the season, needing just 38 to push over the 1,000 mark for the season. Heaps completed 8 of 10 passes for 67 yards to give him 1,029 in 2011. Heaps has 3,345 passing yards in his BYU career.

## WHERE BYU RANKS NATIONALLY ON OFFENSE

Category	National Rank	Actual	National Leader	Actual
Tackles for Loss Allowed (pg)	3	3.63	Stanford	1.71
Sacks Allowed (pg)	14	0.88	Stanford	0.29
Third down conversion %	16	49.11%	Georgia Tech	58.56%
First downs (pg)	31	22.75	Texas Tech	29.00
Time of possession	40	30:59	Kansas State	34:52
Fourth down conversion %	46	55.56%	Stanford	100%
Red zone scoring %	T-51	84%	Stanford	100%
Rushing Offense	58	158.50	Army	348.29
Passing Offense (pg)	59	232.75	Houston	441.71
Total Offense (pg)	64	391.25	Houston	606.14
Passng Efficiency	83	121.55	Baylor	206.86



# 2011 COUGAR FOOTBALL

## OFFENSIVE PLAYERS TO WATCH



**#2 CODY HOFFMAN**  
SOPHOMORE / WIDE RECEIVER / 6-4 / 208

- First BYU player since 1998 to return a kickoff for a touchdown (93 yards against UCF)
- Has caught at least one pass in 14-straight games and 20 of 21 career games
- Set career highs against Oregon State with 9 catches for 162 yards
- Has a kick return average of 24.42 yards
- Set new career high in all-purpose yards vs. Utah with 277

OPPONENT	Kick Returns	Return Yds	TDs	Long	Rec	RecYds	TD	Long	All-Purp
at Ole Miss	0	0	0	0	1	9	0	9	9
at Texas	1	24	0	24	2	11	0	6	35
Utah	8	139	0	28	8	138	0	37	277
UCF	2	129	1	93	3	24	0	9	153
Utah State	4	90	0	33	4	68	1	24	158
San Jose State	3	73	0	27	1	9	0	8	81
at Oregon State	2	40	0	21	9	162	1	46	205
Idaho State	1	18	0	18	5	71	2	19	89
vs. TCU									
Idaho									
New Mexico State									
at Hawai'i									
<b>TOTALS</b>	<b>21</b>	<b>513</b>	<b>1</b>	<b>93</b>	<b>33</b>	<b>491</b>	<b>4</b>	<b>46</b>	<b>1007</b>

### SEASON HIGHS

Kick Returns.....	8 vs. Utah
Return Yards.....	139 vs. Utah
Return TDs.....	1 vs. UCF
Long Return.....	93 vs. UCF
Receptions.....	9 at Oregon State
Receiving Yards.....	162 at Oregon State
Receiving TDs.....	1 vs. Utah State, at OSU
Long Reception.....	46 at Oregon State
All-Purpose Yards.....	277 vs. Utah

### CAREER HIGHS

Kick Returns.....	8 vs. Utah (2011)
Return Yards.....	139 vs. Utah (2011)
Return TDs.....	1 vs. UCF (2011)
Long Return.....	93 vs. UCF (2011)
Receptions.....	9 at Oregon State (2011)
Receiving Yards.....	162 at OSU (2011)
Receiving TDs.....	3 vs. UTEP (2010)
Long Reception.....	46 at OSU (2011)
All-Purpose Yards.....	277 vs. Utah (2011)



**#9 JAKE HEAPS**  
SOPHOMORE / QUARTERBACK / 6-1 / 200

- Davey O'Brien Watch List
- Had first 300-yard passing game against Utah
- Went over 1,000 passing yards for the 2011 season vs. Idaho State
- Spread the ball around to 10 different receivers against Utah

OPPONENT	RushAtt	RushYds	TDs	Long	Cmp-Att-Int	PassYds	TD	Long	Total Offense
at Ole Miss	2	-18	0	0	24-38-1	225	1	26	207
at Texas	2	-9	0	0	22-38-2	192	1	27	183
Utah	4	-29	0	3	27-50-1	305	1	37	276
UCF	1	-10	0	0	16-34-1	133	0	19	123
Utah State	3	5	1	2	11-25-0	107	0	23	112
San Jose State	0	0	0	0	0-0-0	0	0	0	0
at Oregon State	0	0	0	0	0-0-0	0	0	0	0
Idaho State	2	4	0	2	8-10-1	67	0	20	71
vs. TCU									
Idaho									
New Mexico State									
at Hawai'i									
<b>TOTALS</b>	<b>14</b>	<b>-57</b>	<b>1</b>	<b>3</b>	<b>108-195-6</b>	<b>1029</b>	<b>3</b>	<b>37</b>	<b>972</b>

### SEASON HIGHS

Pass Completions.....	27 vs. Utah
Pass Attempts.....	50 vs. Utah
Passing TDs.....	1 three times
Passing Yards.....	305 vs. Utah
Long Pass.....	37 vs. Utah
Interceptions.....	2 at Texas
Total Offense.....	276 vs. Utah
Rushing Attempts.....	4 vs. Utah
Rushing Yards.....	5 vs. Utah State
Long Rush.....	3 vs. Utah
Rushing TD.....	1 vs. Utah State

### CAREER HIGHS

Pass Completions.....	27 Utah, at Ut. St. (2010)
Pass Attempts.....	54 at Utah State (2010)
Passing TDs.....	4 at Colorado St., vs. UTEP (2010)
Passing Yards.....	305 vs. Utah (2011)
Long Pass.....	62 at Colorado St. (2010)
Interceptions.....	2 three times
Total Offense.....	294 vs. UNLV (2010)
Rushing Attempts.....	6 at FSU, vs. SDSU (2010)
Rushing Yards.....	6 vs. Washington (2010)
Long Rush.....	13 at USU, UNM (2010)



**#13 RILEY NELSON**  
JUNIOR / QUARTERBACK / 6-0 / 196

- Threw three touchdown passes in three-straight starts (vs. San Jose State and, Oregon State, Idaho State)
- Came in the game with 5:06 left in third quarter and led two touchdown drives vs. Utah State
- Set career-high in total offense at Oregon State with 3014 yards
- 57-yard pass at vs. Idaho State is longest of 2011 season for any BYU quarterback

OPPONENT	RushAtt	RushYds	TDs	Long	Cmp-Att-Int	PassYds	TD	Long	Total Offense
at Ole Miss	1	6	0	6	0-0-0	0	0	0	6
at Texas	1	4	0	4	0-0-0	0	0	0	4
Utah	3	-2	0	12	3-6-0	38	0	20	36
UCF	0	0	0	0	0-1-0	0	0	0	0
Utah State	11	62	0	13	10-14-0	144	2	40	206
San Jose State	9	65	0	12	14-24-2	219	3	40	284
at Oregon State	12	87	0	22	17-27-1	217	3	46	304
Idaho State	7	62	1	18	11-17-0	215	3	57	277
vs. TCU									
Idaho									
New Mexico State									
at Hawai'i									
<b>TOTALS</b>	<b>44</b>	<b>284</b>	<b>1</b>	<b>22</b>	<b>55-89-3</b>	<b>833</b>	<b>11</b>	<b>57</b>	<b>1081</b>

### SEASON HIGHS


Pass Completions.....	17 at Oregon State
Pass Attempts.....	27 at Oregon State
Passing TDs.....	3 SJSU, at OSU, ISU
Passing Yards.....	219 vs. San Jose State
Long Pass.....	57 vs. Idaho State
Interceptions.....	2 vs. San Jose State
Total Offense.....	304 at Oregon State
Rushing Attempts.....	12 at Oregon State
Rushing Yards.....	87 at Oregon State
Long Rush.....	22 at Oregon State
Rushing TD.....	1 vs. Idaho State

### CAREER HIGHS

Pass Completions.....	17 at Oregon State (2011)
Pass Attempts.....	27 at Oregon State
Passing TDs.....	3 three times (2011)
Passing Yards.....	219 vs. SJSU (2011)
Long Pass.....	57 vs. Idaho State (2011)
Interceptions.....	2 vs SJSU (2011)
Total Offense.....	304 at Oregon State (2011)
Rushing Attempts.....	20 vs. Air Force (2010)
Rushing Yards.....	95 vs. Air Force (2010)
Long Rush.....	24 vs. Air Force (2010)
Rushing TD.....	1 five times



# 2011 COUGAR FOOTBALL OFFENSIVE PLAYERS STATISTICS



**#42 MICHAEL ALISA**  
SOPHOMORE / RUNNING BACK / 6-1 / 213

- Has rushed for 241 yards in the last three games
- Scored first career rushing touchdown at Oregon State
- Third leading rusher on the team
- Longest 2011 BYU rushing play of 42 yards vs. Idaho State

OPPONENT	Rush Att.	Rush Yds.	Long	TD	Rec	RecYds	TD	Long	All-Purp
at Ole Miss	0	0	0	0	3	18	0	26	28
at Texas	1	2	0	0	1	5	0	5	7
Utah	2	0	3	0	0	0	0	0	2
UCF	0	0	0	0	0	0	0	0	0
Utah State	0	0	0	0	0	0	0	0	0
San Jose State	16	91	14	0	0	0	0	0	91
at Oregon State	20	84	10	1	0	0	0	0	84
Idaho State	8	66	42	1	0	0	0	0	66
vs. TCU									
Idaho									
New Mexico State									
at Hawai'i									
<b>Totals</b>	<b>47</b>	<b>243</b>	<b>42</b>	<b>2</b>	<b>4</b>	<b>23</b>	<b>0</b>	<b>26</b>	<b>268</b>



**#20 JOSH QUEZADA**  
SOPHOMORE / RUNNING BACK / 5-11 / 202

- Had highest rushing output against Idaho State (59 yards)
- Has had a rushing attempt in 18-straight games dating back to Florida State in 2010
- Scored first rushin touchdown of 2011 vs. Idaho State

OPPONENT	RushAtt	RushYds	TDs	Long	Rec	RecYds	TD	Long	All-Purp
at Ole Miss	4	14	0	6	1	7	0	7	21
at Texas	5	7	0	4	1	1	0	1	8
Utah	5	7	0	4	0	0	0	0	7
UCF	9	26	0	10	0	0	0	0	26
Utah State	10	41	0	8	0	0	0	0	41
San Jose State	9	47	0	13	0	0	0	0	47
at Oregon State	3	26	0	15	0	0	0	0	26
Idaho State	11	59	1	12	0	0	0	0	59
vs. TCU									
Idaho									
New Mexico State									
at Hawai'i									
<b>Totals</b>	<b>56</b>	<b>227</b>	<b>1</b>	<b>15</b>	<b>2</b>	<b>8</b>	<b>0</b>	<b>7</b>	<b>235</b>



**#33 BRYAN KARIYA**  
SENIOR / RUNNING BACK / 6-0 / 217

- Only player with a rushing touchdown and a receiving touchdown in 2011
- Leading rusher vs. UCF with 52 yards
- Second-most all-purpose yards vs. UCF (63)
- Caught one pass in six of eight games in 2011

OPPONENT	RushAtt	RushYds	TDs	Long	Rec	RecYds	TD	Long	All-Purp
at Ole Miss	11	35	0	9	2	13	0	12	48
at Texas	0	0	0	0	1	7	0	7	7
Utah	1	4	0	4	1	9	0	9	13
UCF	14	52	1	10	2	11	0	9	63
Utah State	11	42	0	10	2	20	0	10	62
San Jose State	3	6	0	4	2	11	1	10	17
at Oregon State	3	9	0	3	0	0	0	0	9
Idaho State	4	22	0	9	0	0	0	0	22
vs. TCU									
Idaho									
New Mexico State									
at Hawai'i									
<b>Totals</b>	<b>47</b>	<b>170</b>	<b>1</b>	<b>10</b>	<b>10</b>	<b>71</b>	<b>1</b>	<b>12</b>	<b>241</b>



**#10 JJ DI LUIGI**  
SENIOR / RUNNING BACK / 5-9 / 185

- Has at least one rushing attempt and one reception each 2011 game
- Longest rush of season 41 yards at Oregon State
- Scored first rushing touchdown of season for the team (UCF)
- Led BYU in rushing yards in three games


OPPONENT	RushAtt	RushYds	TDs	Long	Rec	RecYds	TD	Long	All-Purp
at Ole Miss	12	56	0	16	5	32	0	11	88
at Texas	14	39	0	9	3	24	0	14	63
Utah	7	31	0	8	2	9	0	6	40
UCF	7	38	1	18	2	16	0	9	54
Utah State	11	50	0	15	2	26	0	21	76
San Jose State	5	16	0	6	1	12	0	12	28
at Oregon State	8	74	1	41	1	3	0	3	77
Idaho State	6	42	1	21	1	57	0	57	99
vs. TCU									
Idaho									
New Mexico State									
at Hawai'i									
<b>Totals</b>	<b>72</b>	<b>346</b>	<b>3</b>	<b>41</b>	<b>17</b>	<b>179</b>	<b>0</b>	<b>57</b>	<b>525</b>



**#6 MCKAY JACOBSON**  
SENIOR / WIDE RECEIVER / 5-11 / 199

- Had two receptions for 63 yards, including a 40-yard TD vs. SJSU
- Caught 40-yard pass on game-winning TD drive vs. Utah State
- Caught at least one pass in seven of eight games in 2011
- Last BYU player to return a punt for a TD

OPPONENT	Punt ret.	Ret. Yds	Avg	Long	Rec	RecYds	TD	Long	All-Purp
at Ole Miss	0	0	0	0	2	25	0	19	25
at Texas	2	24	12.0	24	3	17	0	7	41
Utah	0	0	0	0	6	46	0	11	46
UCF	0	0	0	0	1	4	0	4	4
Utah State	0	0	0	0	3	49	0	40	49
San Jose State	0	0	0	0	2	63	1	40	63
at Oregon State	0	0	0	0	0	0	0	0	0
Idaho State	0	0	0	0	2	25	0	20	25
vs. TCU									
Idaho									
New Mexico State									
at Hawai'i									
<b>Totals</b>	<b>2</b>	<b>24</b>	<b>12.0</b>	<b>24</b>	<b>19</b>	<b>229</b>	<b>1</b>	<b>40</b>	<b>253</b>



**#11 ROSS APO**  
FRESHMAN / WIDE RECEIVER / 6-3 / 206

- Has one reception in seven of eight games in 2011
- Caught first collegiate pass with under 1 minute in first half at Ole Miss
- Caught one touchdown pass in each of first three games in 2011
- 5 catches for 71 yards vs. Idaho State sets new career high

OPPONENT	RushAtt	RushYds	TDs	Long	Rec	RecYds	TD	Long	All-Purp
at Ole Miss	0	0	0	0	4	46	1	19	46
at Texas	0	0	0	0	3	40	1	21	40
Utah	0	0	0	0	5	54	1	32	54
UCF	0	0	0	0	0	0	0	0	0
Utah State	0	0	0	0	1	6	0	6	6
San Jose State	0	0	0	0	3	41	0	16	41
at Oregon State	0	0	0	0	1	4	0	4	4
Idaho State	0	0	0	0	5	71	1	30	71
vs. TCU									
Idaho									
New Mexico State									
at Hawai'i									
<b>Totals</b>	<b>0</b>	<b>0</b>	<b>0</b>	<b>0</b>	<b>22</b>	<b>262</b>	<b>4</b>	<b>32</b>	<b>262</b>



# 2011 COUGAR FOOTBALL DEFENSIVE NOTES

## SHUT DOWN D

The BYU defense played its best overall game of the season against Idaho State while holding the Bengals to three points and 20 yards rushing on 19 attempts. The 1.1 yard per carry average is the lowest for an entire game for the BYU defense this season and the 20 total rushing yards is the lowest total for a BYU opponent this season. The three points is also a best for the BYU defense this season and is the first time the Cougars have held an opponent to three points or less since defeating Wyoming 52-0 in 2009. The Cougars also held the Bengals to 232 passing yards on 60 attempts, a 3.8 yard-per-attempt average. The Bengals averaged 3.2 yards per play against the BYU defense.

## PICKING MACHINE

Safety Daniel Sorensen returned an interception 30 yards for a touchdown in the third quarter against Idaho State. The pick was Sorensen's second interception of the season and the touchdown was the first of his career. Travis Uale and Jordan Johnson also each recorded an interception against the Bengals, giving the Cougars their first three interception game of 2011. The Cougars have now intercepted 11 passes this season.

## STELLAR SOPHOMORE

Sophomore linebacker Kyle Van Noy blocked Idaho State's first punt attempt, marking the first time a Cougar has blocked a kick since the Colorado State game in 2009. Van Noy can now add a punt block to his long list of statistics collected in 2011. Van Noy currently has 36 total tackles, 24 unassisted tackles, 12 assisted tackles, 6.0 tackles-for-loss, 3.0 sacks, 1 forced fumble, 1 fumble recovery, 3 interceptions, 3 pass breakups and four quarterback hurries. Van Noy also recorded his second career touchdown this season after forcing and recovering a fumble against Ole Miss in the season opener.

## BEHIND ENEMY LINES

BYU continued its streak of recording at least 5.0 TFL to four games against Idaho State. The Cougars spent the majority of the afternoon against the Bengals in the ISU backfield while recording a season best 9.0 TFL for a total loss of 44 yards. Kyle Van Noy led BYU with 3.0 TFL in the game. BYU recorded 7.0 TFL for a total loss of 22 yards against Oregon State one week prior to setting the season best mark against ISU. The Cougars recorded 5.0 TFL against the San Jose State and 6.0 against Utah State.

## VAN NOY RECORD

With a fumble recovery for a touchdown against Ole Miss, sophomore linebacker Kyle Van Noy became the first BYU player in history to return two fumbles for touchdowns. Van Noy is also the last Cougar defender to score two touchdowns since Derwin Gray returned two interceptions in 1990-91. The BYU touchdown record for a defender is three by both Mike Russell (1973-74) and Todd Shell (1980-81). Van Noy becomes the ninth Cougar overall to score at least two touchdowns.

## TOP OF THE CLASS

The BYU defense currently ranks atop the FBS Independent standings in total defense, scoring defense, passing defense and rushing defense. BYU allows 340.5 yards per game, 33 yards less than the second place team, Notre Dame. The Cougars also rank atop the FBS Independent team rankings in tackles-for-loss (45.0), interceptions (11), forced fumbles (9) and fumbles recovered (7). The top statistical ranking for the Cougars, however, is in the passes defended category. Thanks in large part to senior corner Corby Eason and his 11 pass breakups, the Cougars rank first in the category with 51 passes defended, 20 ahead of Notre Dame in second with 31.

## TURNOVER STREAK

The Cougar defense has forced a turnover in 12 of their last 13 games dating back to the 2010 season. The only game in 2011 that BYU has failed to produce a turnover came against Utah State. The Cougars have forced a total of nine turnovers in the past three games against San Jose State, Oregon State and Idaho State.

## DYNAMIC DUO

The outside linebacker duo of sophomore Kyle Van Noy and senior Jordan Pendleton accounted for 10 total tackles, five tackles-for-loss and four sacks against Idaho State. Each linebacker had two sacks and Van Noy had four tackles, three for loss, three quarterback hurries and a blocked punt. Pendleton led the Cougars with six total tackles.

## FUMBLE RECOVERIES

After forcing and recovering two fumbles against Ole Miss, UCF and Oregon State, the Cougars are 4-0 in the last two seasons when recovering multiple fumbles. The Cougars forced and recovered two fumbles just once last season, in a 44-7 win versus Colorado State.

## STUFFING THE RUN

BYU has held opposing offenses below 50 yards rushing in 10 halves so far this season, including both halves against Idaho State. The Cougars allowed only 20 yards rushing against the Bengals, a season low for the BYU defense. BYU also prevented Oregon State from gaining 50+ yards in either half, holding the Beavers to 33 and 26 yards, respectively. The performance against Oregon State came one week after the Cougars held San Jose State to 13 rushing yards on 12 carries in the first half, 1.1 yards per-carry average. The 1.1 average is the lowest for a BYU opponent in a half so far this season.

## TURNOVER CITY

In eight games so far this season the BYU defense has forced 18 total turnovers. BYU is on pace to top its total of 23 turnovers gained from 2010, which they accrued over the course of 13 games. The top game for the Cougars this season came against Oregon State when they picked off two passes and recovered two fumbles for a total of four turnovers. BYU forced three turnovers, all interceptions, in its most recent game against Idaho State.

## 2011 NATIONAL DEFENSIVE INDIVIDUAL RANKINGS

Category	Name	National Rank	Actual	National Leader	School	Actual
Passes Defended	Eason	14	1.38	Noel	Wake Forest	2.29
Fumbles Forced	Kaveinga	23	.38	Capi	Colorado State	.86
Tackles-for-Loss	Pendleton	26	1.42	Brown	Houston	2.36
Sacks	Pendleton	29	.67	Mercilus	Illinois	1.25
Interceptions	Van Noy, Uale	46	.38	Amerson	NC State	1.14





# 2011 COUGAR FOOTBALL DEFENSIVE NOTES

## COMING BACK STRONG

Senior linebacker Jordan Pendleton has missed significant parts of the past two seasons with major leg injuries. In 2011, Pendleton missed three straight games with ankle injuries before returning against San Jose State. Since coming back to the defense, BYU is 3-0 and Pendleton has recorded 7.0 tackles-for-loss and four sacks. Pendleton currently leads BYU in tackles-for-loss and sacks. He also has 26 tackles and two quarterback hurries this season.

## CANADA CAN WAIT

After finishing his junior campaign with 37 tackles, including 6.5 for loss, senior Jadon Wagner was drafted by the Hamilton Tiger-Cats with the 44th overall pick of the 2011 Canadian Football League Draft.

A native of Cranbrook, British Columbia, Wagner chose to bypass the opportunity to play in the CFL in order to return to the Cougars for his senior season.

Wagner had the best game of his 2011 season against UCF when he recorded six total tackles, including four in the first quarter.

## BEND BUT DON'T BREAK

In four of the last five games, the BYU passing defense has allowed quarterbacks to throw for 230 or more yards. BYU allowed Idaho State to throw for 232 yards but held the Bengals to 3.8 yards per attempt. The Cougars also picked off three passes against the Bengals. In the matchup against Oregon State, the Cougars allowed quarterback Sean Mannion to throw for 306 yards, the second time this season an opposing QB has gone for more than 300 yards against the Cougars. San Jose State finished with 255 yards against BYU and UCF threw for 318 yards. Despite the high yardage totals, each quarterback that has thrown for more than 230 yards against BYU this season has also thrown two interceptions. The Cougars are 4-0 in those games.

## TROJANS BECOME COUGARS

Two new additions to the Bronco Mendenhall-led defense in 2011 are former USC standouts. Junior Uona Kaveinga and senior Hebron Fangupo made the trek from Los Angeles to Provo and have made an impact in each game this season.

Following the 2009 season, Kaveinga chose to transfer to BYU from USC. After sitting out the 2010 season due to NCAA transfer rules, Kaveinga has 34 tackles and three forced fumbles on the season. Fangupo has 5.5 tackles-for-loss in 2011, which ranks second on the team behind senior linebacker Jordan Pendleton.

## COG IN THE MIDDLE

Despite missing one game due to injury, junior linebacker Brandon Ogletree is currently leading the BYU defense in total tackles, assisted tackles and unassisted tackles and ranks second on the team with two forced fumbles. Ogletree has 45 total tackles on the season, giving him an average of just over six tackles per game. As a sophomore, Ogletree saw significant action in 11 games and recorded 49 tackles on the season. Ogletree also forced two fumbles and recorded an interception against Oregon State. For his efforts against the Beavers, Ogletree received Honorable Mention Linebacker of the Week honors from the College Football Performance Awards.

## DEFENSIVE SCORES

Safety Daniel Sorensen recorded his second interception of the season against Idaho State and took it 30 yards for a touchdown in the third quarter. The defensive touchdown was the second for BYU this season. Sophomore Kyle Van Noy also scored a defensive touchdown when he forced and recovered a fumble in the season opener against Ole Miss. The Cougars won both games in which the defense got in the end zone.

## FRAZIER ON LOTT TROPHY WATCH LIST

BYU senior linebaker Jameson Frazier has been named to the 2011 Lott IMPACT Trophy Watch List.

Named after Pro Football Hall of Fame member Ronnie Lott, The Lott Trophy is awarded to college football's Defensive IMPACT Player of the Year for excellent performance both on and off the field.

Frazier has 17 total tackles, 3.0 TFL, .5 sacks, two QBH and one fumble recovery so far this season.

## FORMER GHANIAN SPRINTER AT LINEBACKER

Two years ago, no one foresaw junior Ezekiel Ansah lining up for the BYU football team. A freshman at the time, Ansah was recruited to BYU as a sprinter for the track and field team.

A native of Accra, Ghana, Ansah related well to BYU sprint coach Leonard Myles-Mills, also a Ghana native. Despite never playing a down of football in his life, Ansah saw action in six games on special teams and defensive line in 2010 and has played on special teams in every game of 2011. He has three tackles and one QBH this season.

## SOMEONE FROM EVERYWHERE

The defensive two-deep hails from all corners of the country. Player home states include from Alaska, California, Georgia, Hawaii, Massachusetts, Nevada, Utah, Texas and Washington.

In addition, linebacker Jadon Wagner is from Lethbridge, Alberta, Canada.


## 2011 NATIONAL DEFENSIVE TEAM RANKINGS

Category	National Rank	Actual	National Leader	Actual
Turnovers Gained	13	18.00	Rutgers	25.00
Pass Eff. Defense	19	110.77	Alabama	83.63
First Down Defense	25	17.50	Alabama	9.88
Total Defense	32	340.50	Alabama	180.50
Scoring Defense	32	21.50	Alabama	6.88
Rushing Defense	38	123.25	Alabama	44.88
Passing Defense	51	217.25	South Carolina	133.71



# 2011 COUGAR FOOTBALL

## DEFENSIVE PLAYERS TO WATCH



### #3 KYLE VAN NOY

SOPHOMORE / LINEBACKER / 6-3 / 235

- Blocked and recovered a punt against Idaho State, the first kick block for BYU in 2011
- Recorded career highs in TFL (3.0) and sacks (2.0) against Idaho State
- Both his interception and TFL against OSU came when the Beavers were in the red zone
- Forced and recovered a fumble for a winning TD against Ole Miss
- Has one of every major defensive statistic, one of only four FBS players with those statistics

OPPONENT	UA	A	TOT	TFL/YDS	SKS/YDS	FF	FR/YDS	INT/YDS	QBH	BRUP
at Ole Miss	3	1	4	1.0/12	-	1	1/3	-	-	-
at Texas	3	4	7	-	-	-	-	-	-	-
Utah	-	-	-	-	-	-	-	1/5	1	-
UCF	4	4	8	1.0/5	1.0/5	-	-	-	-	1
at Utah State	3	2	5	-	-	-	-	-	-	1
San Jose State	3	1	4	-	-	-	-	1/31	-	1
at Oregon State	4	-	4	1.0/11	-	-	-	1/43	-	-
Idaho State	4	-	4	3.0/18	2.0/15	-	-	-	3	-
vs. TCU	-	-	-	-	-	-	-	-	-	-
Idaho	-	-	-	-	-	-	-	-	-	-
New Mexico State	-	-	-	-	-	-	-	-	-	-
at Hawaii	-	-	-	-	-	-	-	-	-	-
<b>TOTALS</b>	<b>24</b>	<b>12</b>	<b>36</b>	<b>6.0/46</b>	<b>3.0/20</b>	<b>1</b>	<b>1/3</b>	<b>3/79</b>	<b>4</b>	<b>3</b>

#### SEASON HIGHS

Solo Tackles	4 UCF, OSU, ISU
Assisted Tackles	4 Texas, UCF
Total Tackles	8 UCF
Tackles-for-loss	3.0 ISU
Sacks	2.0 ISU
Fumbles Forced	1 Ole Miss
Fumbles Recovered	1 Ole Miss
Interceptions	1 Utah, SJSU, OSU
Quarterback Hurries	3 ISU
Pass Breakups	1 UCF, Utah St, SJSU

#### CAREER HIGHS

Solo Tackles	4 UCF, OSU, ISU (2011)
Assisted Tackles	4 Texas, UCF (2011)
Total Tackles	8 UCF (2011)
Tackles-for-loss	3.0 ISU (2011)
Sacks	2.0 ISU (2011)



### #4 UONA KAVEINGA

JUNIOR / LINEBACKER / 5-11 / 236

- Broke up the first pass of his career against Idaho State
- Recovered the first fumble of his career against Oregon State
- Recorded a season and career high 8 tackles against Utah State
- Leads BYU with three forced fumbles
- Has at least 4 tackles in six of eight games in 2011


OPPONENT	UA	A	TOT	TFL/YDS	SKS/YDS	FF	FR/YDS	INT/YDS	QBH	BRUP
at Ole Miss	3	2	5	.5/1	-	1	-	-	-	-
at Texas	-	3	3	-	-	-	-	-	-	-
Utah	2	4	6	-	-	1	-	-	-	-
UCF	2	3	5	-	-	1	-	-	-	-
at Utah State	3	5	8	1.0/2	-	-	-	-	1	-
San Jose State	1	-	1	1.0/3	-	-	-	-	-	-
at Oregon State	2	4	6	1.5/3	-	-	1-0	-	-	-
Idaho State	4	-	4	-	-	-	-	-	-	1
vs. TCU	-	-	-	-	-	-	-	-	-	-
Idaho	-	-	-	-	-	-	-	-	-	-
New Mexico State	-	-	-	-	-	-	-	-	-	-
at Hawaii	-	-	-	-	-	-	-	-	-	-
<b>TOTALS</b>	<b>17</b>	<b>21</b>	<b>38</b>	<b>4/9</b>	<b>-</b>	<b>3</b>	<b>1/0</b>	<b>-</b>	<b>1</b>	<b>1</b>

#### SEASON HIGHS

Solo Tackles	4 Idaho State
Assisted Tackles	5 Utah State
Total Tackles	8 Utah State
Tackles-for-loss	1.5 OSU
Sacks	0
Fumbles Forced	1 Ole Miss/Utah/UCF
Fumbles Recovered	1 OSU
Interceptions	0
Quarterback Hurries	1 Utah State
Pass Breakups	1 Idaho State

#### CAREER HIGHS (same as season)

Solo Tackles	4 Idaho State
Assisted Tackles	5 Utah State
Total Tackles	8 Utah State
Tackles-for-loss	1.5 OSU
Sacks	0



### #25 CORBY EASON

SENIOR / DEFENSIVE BACK / 5-8 / 173

- Recorded first TFL of the season against Idaho State
- Had six straight games with a pass breakup, including four games multiple pass breakups
- Broke up a career high 3 passes against Utah
- Forced first career fumble against UCF
- Recorded a career high 5 tackles against Ole Miss, Utah State and Idaho State

OPPONENT	UA	A	TOT	TFL/YDS	SKS/YDS	FF	FR/YDS	INT/YDS	QBH	BRUP
at Ole Miss	3	2	5	-	-	-	-	-	-	-
at Texas	3	1	4	-	-	-	-	-	-	1
Utah	4	-	4	-	-	-	-	-	-	3
UCF	4	-	4	-	-	1	-	-	-	2
at Utah State	5	-	5	-	-	-	-	-	-	1
San Jose State	-	1	1	-	-	-	-	-	-	2
at Oregon State	3	-	3	-	-	-	-	-	-	2
Idaho State	4	1	5	1.0/4	-	-	-	-	-	-
vs. TCU	-	-	-	-	-	-	-	-	-	-
Idaho	-	-	-	-	-	-	-	-	-	-
New Mexico State	-	-	-	-	-	-	-	-	-	-
at Hawaii	-	-	-	-	-	-	-	-	-	-
<b>TOTALS</b>	<b>26</b>	<b>5</b>	<b>31</b>	<b>1.0/4</b>	<b>-</b>	<b>1</b>	<b>-</b>	<b>-</b>	<b>-</b>	<b>11</b>

#### SEASON HIGHS

Solo Tackles	5 Utah State
Assisted Tackles	2 Ole Miss
Total Tackles	5 Ole Miss, USU, ISU
Tackles-for-loss	1.0 ISU
Sacks	0
Fumbles Forced	1 UCF
Fumbles Recovered	0
Interceptions	0
Quarterback Hurries	0
Pass Breakups	3 Utah

#### CAREER HIGHS

Solo Tackles	5 Utah State (2011)
Assisted Tackles	2 Ole Miss (2011)
Total Tackles	7 CSU (2010)
Tackles-for-loss	1.5 CSU (2010)
Sacks	1 TCU, UNLV (2010)
Fumbles Forced	1 UCF (2011)
Fumbles Recovered	0
Interceptions	0



# 2011 COUGAR FOOTBALL DEFENSIVE PLAYER STATISTICS



**#98 ROMNEY FUGA**  
JUNIOR / DEFENSIVE LINE / 6-2 / 321

- Missed the game against Idaho State due to injury
- Had second consecutive multi-tackle game against Oregon State
- Recorded first TFL of the season against SJSU
- Finished with a season high 4 tackles against Utah and UCF

OPPONENT	UA	A	TOT	TFL/YDS	SKS/YDS	FF	FR/YDS	INT/YDS	QBH	BRUP
Ole Miss	2	-	2	-	-	-	-	-	-	-
Texas	1	-	1	-	-	-	-	-	-	-
Utah	3	1	4	-	-	-	-	-	-	-
UCF	1	3	4	-	-	-	-	-	-	-
Utah State	-	1	1	-	-	-	-	-	-	-
San Jose State	3	-	3	1.0/1	-	-	-	-	-	-
Oregon State	-	2	2	-	-	-	-	-	-	-
Idaho State	-	-	-	-	-	-	-	-	-	-
TCU	-	-	-	-	-	-	-	-	-	-
Idaho	-	-	-	-	-	-	-	-	-	-
New Mexico State	-	-	-	-	-	-	-	-	-	-
Hawai'i	-	-	-	-	-	-	-	-	-	-
<b>Totals</b>	<b>10</b>	<b>7</b>	<b>17</b>	<b>1.0/1</b>	<b>-</b>	<b>-</b>	<b>-</b>	<b>-</b>	<b>-</b>	<b>-</b>



**#1 JORDAN PENDLETON**  
SENIOR / LINEBACKER / 6-3 / 238

- Recorded 2.0 sacks and 2.0 sacks against Idaho State
- Had a season and career best 3.0 TFL against Oregon State
- Had a TFL in each full game played in 2011
- Missed all of games against UCF and Utah State with leg injury
- Had a team leading 9.0 TFL in 2011 despite missing 2 games


OPPONENT	UA	A	TOT	TFL/YDS	SKS/YDS	FF	FR/YDS	INT/YDS	QBH	BRUP
Ole Miss	3	3	6	1.0/2	-	-	-	-	-	-
Texas	1	2	3	1.0/1	-	-	-	-	-	-
Utah	-	-	-	-	-	-	-	-	1	-
UCF	-	-	-	-	-	-	-	-	-	-
Utah State	-	-	-	-	-	-	-	-	-	-
San Jose State	5	-	5	2.0/10	1.0/9	-	-	-	1	-
Oregon State	5	1	6	3.0/6	1.0/3	-	-	-	-	-
Idaho State	5	1	6	2.0/6	2.0/6	-	-	-	-	-
TCU	-	-	-	-	-	-	-	-	-	-
Idaho	-	-	-	-	-	-	-	-	-	-
New Mexico State	-	-	-	-	-	-	-	-	-	-
Hawai'i	-	-	-	-	-	-	-	-	-	-
<b>Totals</b>	<b>19</b>	<b>7</b>	<b>26</b>	<b>9.0/25</b>	<b>4.0/18</b>	<b>-</b>	<b>-</b>	<b>-</b>	<b>2</b>	<b>-</b>



**#55 EATHYN MANUMALEUNA**  
JUNIOR / DEFENSIVE LINE / 6-2 / 294

- Missed the game versus Idaho State due to injury
- Added 3 tackles in game versus Oregon State
- Finished with 4 tackles against Texas
- Contributed season best 5 tackles against Ole Miss

OPPONENT	UA	A	TOT	TFL/YDS	SKS/YDS	FF	FR/YDS	INT/YDS	QBH	BRUP
Ole Miss	1	4	5	-	-	-	-	-	-	-
Texas	4	-	4	-	-	-	-	-	-	-
Utah	2	-	2	-	-	-	-	-	-	-
UCF	2	1	3	-	-	-	-	-	-	-
Utah State	2	-	2	-	-	-	-	-	-	-
San Jose State	2	-	2	-	-	-	-	-	-	-
Oregon State	-	3	3	-	-	-	-	-	-	-
Idaho State	-	-	-	-	-	-	-	-	-	-
TCU	-	-	-	-	-	-	-	-	-	-
Idaho	-	-	-	-	-	-	-	-	-	-
New Mexico State	-	-	-	-	-	-	-	-	-	-
Hawai'i	-	-	-	-	-	-	-	-	-	-
<b>Totals</b>	<b>13</b>	<b>8</b>	<b>21</b>	<b>-</b>	<b>-</b>	<b>-</b>	<b>-</b>	<b>-</b>	<b>-</b>	<b>-</b>



**#48 JAMESON FRAZIER**  
SENIOR / LINEBACKER / 6-2 / 230

- Had season best 5 tackles, a sack and a TFL against Idaho State
- Finished with a partial TFL and sack against UCF
- Recorded a career best 1.5 TFL against Utah
- Tallied first fumble recovery and sack against UCF

OPPONENT	UA	A	TOT	TFL/YDS	SKS/YDS	FF	FR/YDS	INT/YDS	QBH	BRUP
Ole Miss	1	-	1	-	-	-	-	-	-	-
Texas	-	-	-	-	-	-	-	-	-	-
Utah	3	1	4	1.5/8	-	-	-	-	1	-
UCF	2	3	5	.5/5	.5/5	-	1/0	-	-	-
Utah State	1	2	3	1.0/2	-	-	-	-	-	-
San Jose State	2	-	2	-	-	-	-	-	1	-
Oregon State	1	1	2	-	-	-	-	-	-	-
Idaho State	3	2	5	1.0/6	1.0/6	-	-	-	2	-
TCU	-	-	-	-	-	-	-	-	-	-
Idaho	-	-	-	-	-	-	-	-	-	-
New Mexico State	-	-	-	-	-	-	-	-	-	-
Hawai'i	-	-	-	-	-	-	-	-	-	-
<b>Totals</b>	<b>13</b>	<b>9</b>	<b>22</b>	<b>4.0/21</b>	<b>1.5/11</b>	<b>-</b>	<b>1/0</b>	<b>-</b>	<b>4</b>	<b>-</b>



**#9 DANIEL SORENSEN**  
SOPHOMORE / SAFETY / 6-2 / 206

- Scored first career TD on an interception return against Idaho State
- Recorded INT and career-high 8 tackles against Texas
- Tied for the team-lead with six tackles versus Ole Miss
- Has 4 tackles in five of eight games in 2011

OPPONENT	UA	A	TOT	TFL/YDS	SKS/YDS	FF	FR/YDS	INT/YDS	QBH	BRUP
Ole Miss	2	4	6	1.0/1	-	-	1/0	-	-	-
Texas	5	3	8	1.0/1	-	-	-	1/0	-	-
Utah	3	1	4	-	-	-	-	-	-	-
UCF	2	1	3	-	-	-	-	-	-	-
Utah State	1	3	4	-	-	-	-	-	-	1
San Jose State	2	1	3	-	-	-	-	-	-	-
Oregon State	2	2	4	-	-	-	-	-	-	-
Idaho State	-	-	-	-	-	-	-	1/30	-	1
TCU	-	-	-	-	-	-	-	-	-	-
Idaho	-	-	-	-	-	-	-	-	-	-
New Mexico State	-	-	-	-	-	-	-	-	-	-
Hawai'i	-	-	-	-	-	-	-	-	-	-
<b>Totals</b>	<b>17</b>	<b>15</b>	<b>32</b>	<b>2.0/2</b>	<b>-</b>	<b>-</b>	<b>1/0</b>	<b>2/30</b>	<b>-</b>	<b>2</b>



**#44 BRANDON OGLETREE**  
JUNIOR / LINEBACKER / 5-11 / 228

- Forced 3 turnovers against Oregon State, with 2 FF and 1 INT
- Had first double-digit tackle game of 2011 with 10 against SJSU
- Tied for team-lead with 8 tackles against Utah State
- Has at least 6 tackles in six of seven games played in 2011

OPPONENT	UA	A	TOT	TFL/YDS	SKS/YDS	FF	FR/YDS	INT/YDS	QBH	BRUP
Ole Miss	1	5	6	-	-	-	-	-	-	-
Texas	-	-	-	-	-	-	-	-	-	-
Utah	2	5	7	-	-	-	1/0	-	-	-
UCF	2	4	6	-	-	-	-	-	-	-
Utah State	5	3	8	1.0/2	-	-	-	-	-	-
San Jose State	8	2	10	-	-	-	-	-	-	-
Oregon State	2	4	6	1.5/3	-	2	-	1/0	-	-
Idaho State	1	1	2	-	-	-	-	-	-	-
TCU	-	-	-	-	-	-	-	-	-	-
Idaho	-	-	-	-	-	-	-	-	-	-
New Mexico State	-	-	-	-	-	-	-	-	-	-
Hawai'i	-	-	-	-	-	-	-	-	-	-
<b>Totals</b>	<b>13</b>	<b>22</b>	<b>35</b>	<b>2.5/5</b>	<b>-</b>	<b>2</b>	<b>1/0</b>	<b>1/0</b>	<b>-</b>	<b>-</b>



# 2011 COUGAR FOOTBALL SPECIAL TEAMS NOTES

## FOR THE LONGEST TIME

Cody Hoffman's 93-yard kickoff return for a touchdown in the third quarter was the first for a Cougar in more than 13 years, a streak that spanned 158 games. Mike Rigell was the last BYU returner to take a kickoff the distance with a 96-yard return in 1998 against Hawaii.

Hoffman's kickoff return was the first touchdown by a BYU special teams unit since McKay Jacobson took a punt return for a touchdown as a freshman in 2006.

For his performance, Hoffman was named the National Kickoff Returner of the Week by the College Football Performance Awards.

## DISTANT COUSIN

Deep snapper Reed Hornung came to BYU with a familiar family name. Paul Hornung, a former Notre Dame great, won the Heisman Trophy in 1956 and was known as one of the best all-around players in history, playing quarterback while also running, passing, blocking and tackling. Reed and Paul are related -- Paul is Reed's father's second cousin.

## SPECIAL FLAG

In addition to the traditional team flag and alumni flag leading the team out of the tunnel before kickoff, BYU has also incorporated a special teams flag with an old school BYU logo this season. Against Idaho State, junior Preston Hadley carried out the special teams flag.



## LIMITED ACTION

The BYU punt team has not seen the field very often in the past three games, punting a total of three times in games against San Jose State, Oregon State and Idaho State. The punt team did not see the field against SJSU for the first time since BYU defeated Colorado State 49-10 in 2010. Riley Stephenson came on to punt just once against Oregon State and twice against Idaho State.

## BIG TIME BLOCK

Early in the first quarter against Idaho State, sophomore linebacker Kyle Van Noy blocked and recovered an Idaho State punt. The punt block was the first blocked kick for the Cougars so far this season. Van Noy charged off the right side of the line to get a hand on the kick and recovered the ball on the Idaho State 15-yard line. Quarterback Riley Nelson threw a touchdown pass to Ross Apo on the first BYU offensive play following the blocked punt.

## ALL-PURPOSE

Sophomore wide receiver Cody Hoffman took a 93-yard kickoff in for a touchdown against UCF, the first kickoff return for a touchdown since 1998 for the Cougars. As an all-purpose threat, Hoffman has led BYU in total yards in four of the last six games. Against Idaho State, Hoffman totaled 89 total yards, second to JJ Di Luigi for BYU, but recorded two touchdowns. Hoffman topped 200 total yards for the second time this season against Oregon State with 205 total yards. Against SJSU, Hoffman finished with 81 total yards, second on the team. Hoffman finished the game against UCF with a team high 153 total yards. Hoffman again led the Cougars in total yards against Utah State, with 158 total yards. The USU game marked the third consecutive game that Hoffman has led BYU in total yards. Against Utah, Hoffman had a career high 277 total yards to lead the team.

## FIELD GOAL STREAK ENDS

Sophomore kicker Justin Sorensen hit field goals in six straight games for the Cougars before not attempting a field goal against Idaho State. The Idaho State game marked the first game this season in which Sorensen has not attempted a field goal and is only the second game, along with Ole Miss, in which he has not made a field goal. Sorensen has 10 field goals on the season and is 7-8 inside 40 yards. He is also 26-26 on PATs.

## KICKING DOMINANCE

BYU currently ranks atop the FBS Independent team rankings in both punting and field goals. Punter Riley Stephenson averages 42.28 yards per punt, nearly three yards further than the second-place punter. Kicker Justin Sorensen leads all FBS Independent teams with 10 field goals and with his 71.4 success rate.

## LEADING THE WAY

Sophomore kicker Justin Sorensen currently ranks 46th in the NCAA in field goals per game with 1.25. He has nailed a field goal in the first half in four of eight games this season and nailed two field goals in the second half against San Jose State. Sorensen is currently 10-14 on field goals this season, with a long of 48 yards. Sorensen has missed only one field goal inside of 40 yards this season and that came on his first attempt against Ole Miss, which was his first game as the regular field goal kicker for the Cougars. His only other game without a field goal came against Idaho State. He was 8 for 8 on PATs against the Bengals. Sorensen currently leads BYU with 56 points.

## 2011 SPECIAL TEAMS/OTHER NATL. RANKINGS

Category	National Rank	Actual	National Leader	Actual
Kickoff Returns (Hoffman)	39	24.43	Whittaker (Texas)	46.50
Punting (Stephenson)	39	42.28	Cowan (Idaho)	47.92
Kickoff Returns Defense	42	20.13	Eastern Michigan	14.62
Field Goals (Sorensen)	46	1.25	Bullock (Texas AM)	2.14
Fewest Yards Penalized	53	49.13	Navy	20.71
Kickoff Returns	57	22.06	Temple	28.83
Fewest Penalties	58	5.75	Navy	2.29



# 2011 COUGAR FOOTBALL

## CAREER HIGHS

### MICHAEL ALISA #42

Rushes 20 Oregon State, 2011  
 Rushing yards 91 San Jose State, 2011  
 Long rush 42 Idaho State, 2011  
 Receptions 3 Ole Miss, 2011  
 Receiving yards 28 Ole Miss, 2011

### ROSS APO #11

Receptions 5 Idaho State, 2011  
 Receiving yards 71 Idaho State, 2011  
 Touchdowns 1 four times  
 Long reception 30 Idaho State, 2011

### JJ DI LUIGI #10

Rushes 22 San Diego State, 2010  
 Rushing yards 134 San Diego State, 2010  
 Touchdowns 2 Tulane, 2009  
 Long rush 46 San Diego State, 2010  
 Receptions 8 Nevada, 2010  
 Receiving yards 94 Wyoming, 2009  
 Touchdowns 2 Wyoming, 2009  
 Long reception 57 Idaho State, 2011

### CORBY EASON #25

Tackles 7 Colorado State, 2010  
 Solo 5 two times  
 Assisted 2 two times  
 TFL 1.5 Colorado State, 2010  
 Sacks 1.0 three times  
 Pass breakups 3 Utah, 2011

### JD FALSLEV #12

Receptions 3 Oregon State, 2011  
 Receiving yards 27 UCF, 2011  
 Long reception 19 UCF, 2011  
 Long kick return 34 Utah State, 2010  
 Long punt return 43 UTEP, 2010

### HEBRON FANGUPO #91

Tackles 6 UCF, 2011  
 Solo 4 UCF, 2011  
 Assisted 4 Utah State, 2011  
 TFL 2 Texas, 2011

### RYAN FOLSOM #30

Receptions 2 Ole Miss, 2011  
 Receiving yards 21 Ole Miss, 2011  
 Long reception 11 Ole Miss, 2011  
 Rushes 5 UNLV, 2010  
 Rushing yards 74 Colorado State, 2010  
 Long rush 74 Colorado State, 2010

### DAVID FOOTE #27

Rushes 4 Idaho State, 2011  
 Rushing yards 32 Colorado State, 2010  
 Touchdowns 1 Colorado State, 2010  
 Long rush 31 Colorado State, 2010

### JAMESON FRAZIER #48

Tackles 7 Utah, 2010  
 Solo 4 Air Force, 2010  
 Assisted 4 Utah, 2010  
 TFL 1.5 Utah, 2011  
 Sacks 1 two games

### ROMNEY FUGA #98

Tackles 9 Colorado State, 2009  
 Solo 4 San Diego State, 2009  
 Assisted 6 Colorado State, 2009  
 TFL 2.0 Colorado State, 2009  
 Sacks 1 Colorado State, 2009

### PRESTON HADLEY #7

Tackles 11 Oregon State, 2011  
 Solo 5 two games  
 Assisted 6 Oregon State, 2011  
 Pass breakups 3 Utah & Oregon State, 2011

### SPENCER HADLEY #3

Tackles 12 Texas, 2011  
 Solo 7 Texas, 2011  
 Assisted 5 Texas, 2011  
 TFL 0.5 Ole Miss, 2011

### JAKE HEAPS #9

Completions 27 two games  
 Attempts 55 Utah State, 2010  
 Yards 305 Utah, 2011  
 Touchdowns 4 CSU & UTEP, 2010  
 Long pass 62 Colorado State, 2010  
 Rushes 6 San Diego State, 2010  
 Rushing yards 6 Washington, 2010  
 Touchdowns 1 New Mexico, 2010  
 Long rush 13 USU & UNM, 2010

### CODY HOFFMAN #2

Receptions 9 Oregon State, 2011  
 Receiving yards 162 Oregon State, 2011  
 Touchdowns 3 UTEP, 2010  
 Long reception 46 Oregon State, 2011  
 Long kick return 93 UCF, 2011

### AUSTIN HOLT #88

Receptions 2 three times  
 Receiving yards 41 Texas, 2011  
 Long reception 30 Utah, 2011

### MCKAY JACOBSON #6

Receptions 8 Utah State, 2010  
 Receiving yards 111 Florida State, 2009  
 Touchdowns 2 UNLV, 2006  
 Long reception 80 Florida State, 2009  
 Long punt return 77 Wyoming, 2006

### AUSTEN JORGENSEN #34

Tackles 7 three games in 2010  
 Solo 7 Florida State, 2010  
 Assisted 6 Air Force, 2010  
 TFL 1.0 UNLV, 2010  
 Sacks 1.0 UNLV 2010

### BRYAN KARIYA #33

Rushes 22 San Diego State, 2010  
 Rushing yards 88 Wyoming, 2010  
 Touchdowns 2 San Diego State, 2010  
 Long rush 18 Colorado State, 2010  
 Receptions 4 three times  
 Receiving yards 76 Oklahoma 2009  
 Touchdowns 1 three times  
 Long reception 49 Oklahoma, 2009

### UONA KAVEINGA #4

Tackles 8 Utah State, 2011  
 Solo 5 Utah State, 2011  
 Assisted 4 two games  
 TFL 1.0 two games

### EATHYN MANUMALEUNA #55

Tackles 6 Nevada, 2010  
 Solo 4 Texas, 2011  
 Assisted 6 Nevada, 2010  
 TFL 1.5 Florida State, 2010  
 Sacks 1.5 Florida State, 2010  
 Interceptions 1 New Mexico, 2010

### MARCUS MATHEWS #80

Receptions 6 Utah State, 2011  
 Receiving yards 45 Utah State, 2011  
 Long reception 32 Utah State, 2010

### CARTER MEES #15

Tackles 4 Idaho State, 2011  
 Solo 3 two games  
 Assisted 1 five games

### RILEY NELSON #13

Completions 17 Oregon State, 2011  
 Attempts 27 Oregon State, 2011  
 Yards 219 San Jose State, 2011  
 Touchdowns 3 three games in 2011  
 Long pass 57 Idaho State, 2011  
 Rushes 20 Air Force, 2010  
 Rushing yards 95 Air Force, 2010  
 Touchdowns 1 two games  
 Long rush 24 Air Force, 2010

### BRANDON OGLETREE #44

Tackles 10 San Jose State, 2011  
 Solo 8 San Jose State, 2011  
 Assisted 5 three games  
 TFL 2.0 Wyoming, 2010  
 Sacks 0.5 Colorado State, 2010

### JORDAN PENDLETON #1

Tackles 12 Florida State, 2010  
 Solo 9 Florida State, 2010  
 Assisted 6 Washington, 2010  
 TFL 3.0 Oregon State, 2011  
 Sacks 2 two games

### JOSHUA QUEZADA #20

Rushes 15 two games in 2010  
 Rushing Yards 107 New Mexico, 2010  
 Touchdowns 3 UNLV, 2010  
 Long rush 26 New Mexico, 2010  
 Receptions 2 two games in 2010  
 Receiving yards 15 UTEP, 2010  
 Touchdowns 1 Washington, 2010

### JORDAN RICHARDSON #94

Tackles 9 Air Force, 2010  
 Solo 6 Air Force, 2010  
 Assisted 3 two games in 2010

### GRAHAM ROWLEY #92

Tackles 3 UCF, 2011  
 Solo 1 six games  
 Assisted 3 UCF, 2011  
 TFL 1.0 UNLV, 2010  
 Sacks 1.0 UNLV, 2010

### JOE SAMPSON #5

Tackles 3 three games  
 Solo 2 four games  
 Assisted 1 five games  
 TFL 1 three games  
 Sacks 1 UCF, 2011

### DANIEL SORENSEN #9

Tackles 8 Texas, 2011  
 Solo 5 Texas, 2011  
 Assisted 4 Ole Miss, 2011  
 TFL 1 two games in 2011

### RILEY STEPHENSON #99

Punts 9 Utah, 2009  
 Punting yards 377 Utah, 2009  
 Long punt 67 UCF, 2011

### TRAVIS TUILOMA #97

Tackles 4 Utah, 2011  
 Solo 4 Utah, 2011  
 Assisted 1 UCF, 2011  
 TFL 1.0 Utah, 2011

### TRAVIS UALE #23

Tackles 10 Utah State, 2010  
 Solo 5 three games  
 Assisted 5 Utah State, 2010

### KYLE VAN NOY #3

Tackles 8 UCF, 2011  
 Solo 5 two games in 2010  
 Assisted 4 two games  
 TFL 3.0 Idaho State, 2011  
 Sacks 2 Idaho State, 2011

### JADON WAGNER #49

Tackles 10 Utah State, 2010  
 Solo 6 Utah State, 2010  
 Assisted 4 two games in 2010  
 TFL 2.0 Utah State, 2010  
 Sacks 1.0 Wyoming 2010



# 2011 COUGAR FOOTBALL

## HEAD COACH BRONCO MENDENHALL



### BRONCO MENDENHALL 7TH SEASON

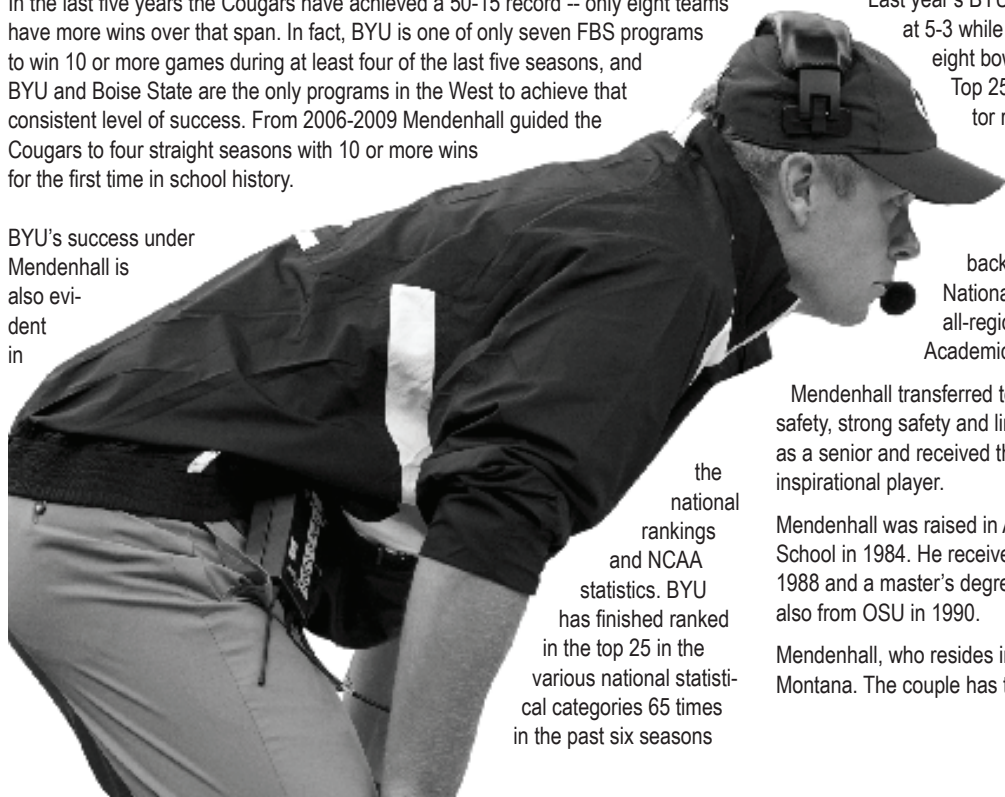
During his six seasons as the head coach at Brigham Young University, Bronco Mendenhall has returned the Cougars to the ranks of the nation's top teams. Taking over a BYU program in 2005 that was coming off three consecutive losing seasons, Mendenhall has guided his teams to six straight bowl invitations, two outright Mountain West Conference championships and regular national top-25 rankings.

Under his leadership, BYU has earned a 56-21 (.727) record as he begins his seventh season to rank No. 16 in total wins among all teams in the nation during that span. The Cougars have received six straight bowl invitations for the first time since a string of 17 consecutive bowls invitations from 1978 through 1994. Mendenhall is the only coach in BYU football history to take his first six teams to a bowl game.

Mendenhall has led BYU to bowl wins in four of the last five seasons to become the first Cougar teams to win four bowls in a five-year span since LaVell Edwards teams did so from 1980-84. Nationally, BYU is one of only 11 programs to win four bowl games in the last five seasons.

In the last five years the Cougars have achieved a 50-15 record -- only eight teams have more wins over that span. In fact, BYU is one of only seven FBS programs to win 10 or more games during at least four of the last five seasons, and BYU and Boise State are the only programs in the West to achieve that consistent level of success. From 2006-2009 Mendenhall guided the Cougars to four straight seasons with 10 or more wins for the first time in school history.

BYU's success under Mendenhall is also evident in



the national rankings and NCAA statistics. BYU has finished ranked in the top 25 in the various national statistical categories 65 times in the past six seasons

(42 offense, 16 defense, 6 special teams, 1 misc.). The Cougars have achieved 39 top-15 statistical rankings, 29 top-10 rankings and 15 top-5 rankings in that span. The Cougars have also been ranked in the top-25 polls during each of the past five seasons and finished ranked No. 12 following the 2009 season -- the program's highest final ranking since finishing No. 5 in 1996.

Another hallmark of Mendenhall's program has been the emphasis on balance and priorities in the many other facets of life outside of football. Reflecting that emphasis, BYU consistently received the most academic all-conference honorees each season and has totaled 185 selections during Mendenhall's tenure, along with 64 MWC Scholar-Athlete awards. BYU also ranks second nationally for Academic All-America recipients over the past three seasons. Six Cougar student-athletes have been named ESPN Academic All-Americans the past three years. Among all FBS schools only Penn State has had more during that period.

Going independent in 2011, BYU was consistently a top MWC contender under Mendenhall. BYU achieved a 39-9 (.813) conference record over the past six years to help the Cougars complete their 12-year tenure in the MWC with 64 conference wins -- the most of any MWC school. Mendenhall also helped the Cougars bring bowl wins over Oregon, UCLA, Oregon State and UTEP as the program enters a new era as one of four independent schools, joining Notre Dame, Army and Navy.

Last year's BYU team achieved a 7-6 record and tied for third in the MWC at 5-3 while playing 19 freshmen and facing a schedule that featured eight bowl teams and four opponents that finished in final BCS Top 25 standings. Mendenhall took over defensive coordinator responsibilities after the teams 1-4 start and the team responded to become one of the top defensive teams over the final eight games.

As a player, Mendenhall was a two-year starter at cornerback for Snow College from 1984-85, winning the NJCAA National Championship and earning first-team all-conference, all-region, second-team NJCAA All-America and JC Gridwire Academic All-America honors.

Mendenhall transferred to Oregon State and was a two-year starter, playing free safety, strong safety and linebacker for the Beavers. Mendenhall was a team captain as a senior and received the Leo Gribkoff Memorial Award, given to the team's most inspirational player.

Mendenhall was raised in Alpine, Utah, and graduated from American Fork High School in 1984. He received a bachelor's degree in education from Oregon State in 1988 and a master's degree in education with an emphasis in exercise physiology also from OSU in 1990.

Mendenhall, who resides in Alpine, Utah, is married to Holly Johnston of Missoula, Montana. The couple has three sons.

### Coaching Experience:

Oregon State (1989-90)  
Graduate assistant; defensive line

Snow College (1991-92)  
Defensive coordinator; secondary

Northern Arizona (1993-94)  
Secondary (1993)  
Co-defensive coordinator; secondary (1994)

Oregon State (1995-96)  
Defensive line (1995)  
Defensive coordinator; secondary (1996)

Louisiana Tech (1997)  
Secondary

New Mexico (1998-02)  
Defensive coordinator; secondary (1998-02)  
Assistant head coach (2002)

Brigham Young (2003-present)  
Head Coach (2005-present)  
AFCA Region 5 Coach of the Year (2006)  
MWC Coach of the Year (2006)  
Defensive coordinator (2003-04)  
BYU Cougar Club Assistant Coach of the Year (2003)



# 2011 COUGAR FOOTBALL COACHES' NOTES

## BYU COACHING STAFF

Head Coach/Defensive Coordinator	Bronco Mendenhall, 7th yr.
Assistant Head Coach/Tight Ends	Lance Reynolds, 29th yr.
Offensive Coordinator/Quarterbacks	Brandon Doman 7th yr.
Offensive Line	Mark Weber, 5th yr.
Running Backs/Recruiting	Joe DuPaix, 1st yr.
Wide Receivers	Ben Cahoon, 1st yr.
Defensive Line	Steve Kaufusi, 10th yr.
Outside Linebackers	Kelly Poppinga, 1st yr.
Inside Linebackers	Paul Tidwell, 11th yr.
Secondary/Special Teams	Nick Howell, 2nd yr.
Head Strength and Conditioning	Jay Omer, 11th yr.

## PROFESSIONAL EXPERIENCE

The BYU coaching staff has six members who have played professional football. Assistant Head Coach Lance Reynolds was drafted by the Pittsburgh Steelers in 1978 and also played at Philadelphia. Offensive coordinator Brandon Doman was drafted by the San Francisco 49ers in 2002 and played three years for the 49er's, while defensive line coach Steve Kaufusi and outside linebacker coach Kelly Poppinga played in the NFL with the Arizona Cardinals. Graduate assistant Shaun Nua also spent some time with the Pittsburgh Steelers. In addition, receivers coach Ben Cahoon spent 13 years with the Canadian Football League's Montreal Alouettes before retiring as the CFL's all-time receptions leader.

In addition, Poppinga and Nua are both Super Bowl champions; Poppinga won a ring with the Cardinals in Super Bowl XLIII while Nua earned his in the Steelers' Super Bowl XL victory. Cahoon also won the ultimate prize in the CFL by leading the Montreal to three Grey Cup championships in 2002, 2009 and 2010.

## THE NEW GUYS

The BYU coaching staff welcomed two new members this past offseason in running backs coach Joe DuPaix and receivers coach Ben Cahoon.

DuPaix most recently coached at Navy for the past three seasons, helping led the Midshipmen to three bowl bids. In each of his three seasons, Navy was one of the top-6 rushing programs in the country, including an NCAA-best 293.4 ypg in 2008. A Salt Lake City native, DuPaix played under his father, Roger, a successful high school coach at Skyline who also coached current BYU offensive coordinator Brandon Doman in high school. DuPaix played quarterback at Snow College (Ephraim, UT) and Southern Utah where he set the FCS record for most rushing yards by a quarterback in a season.

Cahoon retired in after the 2010 season as the all-time receptions leader in CFL history. Cahoon also set records for most receiving yards in a career in Grey Cup games and most touchdowns by an Alouette in addition to earning the CFL Most Outstanding Canadian Award in 2002 and 2003. A native of Orem, Utah, Cahoon was an All-WAC performer in addition to being an Academic All-American. He is also the son-in-law of current Utah Governor Gary Herbert.

Among all wide receivers who have ever played, Cahoon ranks near the top with his 1,017 career receptions:

Player	Career Receptions
1) Jerry Rice	1,549
2) Marvin Harrison	1,102
3) Chris Carter	1,101
4) Tim Brown	1,094
5) Terrell Owens	1,078
6) Tony Gonzalez	1,069
7) Isaac Bruce	1,024
8) <b>Ben Cahoon</b>	<b>1,017</b>

## WHERE'S THE COACH?

### Pressbox

Brandon Doman (OC/QB)  
Nick Howell (DB)

### Field

Bronco Mendenhall (HC/DC)  
Lance Reynolds (TE)  
Mark Weber (OL)  
Ben Cahoon (WR)  
Joe DuPaix (RB)  
Steve Kaufusi (DL)  
Kelly Poppinga (OLB)  
Paul Tidwell (ILB)

## AT THE TOP

Coach Mendenhall's .729 FBS win percentage ranks No. 8 among active FBS head coaches with at least five years of experience at an FBS school (FBS records only).

Coach, School	Yrs	W	L	Pct.
1. Chris Petersen, Boise St.	6	68	5	.932
2. Bob Stoops, Oklahoma	13	135	32	.808
3. Gary Patterson, TCU	12	103	30	.774
4. Bret Bielema, Wisconsin	6	55	17	.764
5. Joe Paterno, Penn St.	46	408	136	.748
6. Mark Richt, Georgia	11	101	36	.737
6. Bobby Petrino, Arkansas	8	70	25	.737
8. <b>Bronco Mendenhall, BYU</b>	7	62	23	.729

BYU head coach Bronco Mendenhall's 49 wins through his first five seasons as an FBS head coach currently ties him for 11th all-time for best career starts by wins.

Coach, School	W	L	T	Pct.
1. Walter Camp, Yale, Stanford	69	2	2	.959
2. George Woodruff, Penn	67	5	0	.931
3. *Chris Petersen, Boise State	61	5	0	.924
4. Bob Pruett, Marshall	58	9	0	.866
5. *Bob Stoops, Oklahoma	55	11	0	.833
6. *Larry Coker, Miami (FL)	53	9	0	.855
7. *Mark Richt, Georgia	52	13	0	.800
8. Barry Switzer, Oklahoma	51	5	2	.896
9. John Robinson, USC	50	8	2	.850
10. R.C. Slocum, Texas A&M	49	12	1	.798
11. Lloyd Carr, Michigan	49	13	0	.790
11. <b>*Bronco Mendenhall</b>	<b>49</b>	<b>15</b>	<b>0</b>	<b>.766</b>

\*active



# 2011 COUGAR FOOTBALL LAST TIME

## TEAM OFFENSE

### SCORED 70 POINTS OR MORE:

BYU: 2001, Tulane (W, 70-35)  
Opp: 2001, Hawaii (L, 72-45)

### SCORED 60 POINTS OR MORE:

BYU: 2005, vs. Air Force (W, 62-41)  
Opp: 2001, Hawaii (L, 72-45)

### SCORED 50 POINTS OR MORE:

BYU: 2011, vs. Idaho State (W, 56-3)  
Opp: 2011, vs. Utah (L, 54-10)

### SCORED DOUBLE-DIGITS EVERY QUARTER:

BYU: 2009, 10, 14, 21, 14 at UNLV (W, 59-21)  
Opp: 2007, 14, 17, 14, 10 at Tulsa (L, 47-55)

### DID NOT SCORE A TOUCHDOWN:

BYU: 2010, at TCU (L, 3-31)  
Opp: 2011, vs. Idaho State (W, 56-3)

### TOTAL OFFENSE 600 YARDS OR MORE:

BYU: 2009, 611 at UNLV (W, 59-21)  
Opp: 2001, 646 vs. Hawaii (L, 72-45)

### TOTAL OFFENSE 500 YARDS OR MORE:

BYU: 2011, 572 Idaho State (W, 56-3)  
Opp: 2009, 512 vs. Florida State (L, 28-54)

### TOTAL OFFENSE 400 YARDS OR MORE:

BYU: 2011, 572 Idaho State (W, 56-3)  
Opp: 2011, 406 vs. Utah State (W, 27-24)

### TOTAL OFFENSE 200 YARDS OR LESS:

BYU: 2010, at TCU 147 (L, 3-31)  
Opp: 2010, vs. UNLV 144 (W, 55-7)

### PASSING 500 YARDS OR MORE:

BYU: 2007, 537 at Tulsa (L, 47-55)  
Opp: 2001, 543 at Hawaii (L, 45-72)

### PASSING 400 YARDS OR MORE:

BYU: 2008, 486 vs. Northern Iowa (W, 41-17)  
Opp: 2007, 490 at Tulsa (L, 47-55)

### PASSING 300 YARDS OR MORE:

BYU: 2011, 343 vs. Utah (L, 54-10)  
Opp: 2011, 306 vs. Oregon State (W, 38-28)

### PASSING 100 YARDS OR LESS:

BYU: 2010, 81 yards vs. Wyoming (W, 25-20)  
Opp: 2010, 68 yards at Air Force (L, 14-35)

### PASSING 10 COMPLETIONS OR LESS:

BYU: 2010, 10 vs. Wyoming (W, 25-20)  
Opp: 2009, 5 vs. Air Force (W, 38-21)

### PASSING 5 TOUCHDOWNS OR MORE:

BYU: 2009, 5 vs. Air Force (W, 38-21)  
Opp: 2008, 5 at Utah (L, 48-24)

### RUSHING 300 YARDS OR MORE:

BYU: 2007, 311 at San Diego State (W, 48-27)  
Opp: 2010, 409 at Air Force (L, 14-35)

### RUSHING 200 YARDS OR MORE:

BYU: 2011, 290 vs. Idaho State (W, 56-3)  
Opp: 2011, 284 vs. Utah State (W, 27-24)

### RUSHING 100 YARDS OR LESS:

BYU: 2011, 11 vs. Utah (L, 54-10)  
Opp: 2011, 20 vs. Idaho State (W, 56-3)

### RUSHING 50 YARDS OR LESS:

BYU: 2011, 11 vs. Utah (L, 54-10)  
Opp: 2011, 20 vs. Idaho State (W, 56-3)

### RUSHING ZERO YARDS OR LESS:

Opp: 2010, minus-12 vs. UTEP (W, 52-24)

### RUSHING 60 ATTEMPTS OR MORE:

BYU: 2010, 62 vs. San Diego State, (W, 24-21)  
Opp: 2010, 65 at Air Force (L, 14-35)

### RUSHING 50 ATTEMPTS OR MORE:

BYU: 2010, 50 vs. UTEP (W, 52-24)  
Opp: 2010, 59 at Utah State (L, 16-31)

### RUSHING 4 TOUCHDOWNS OR MORE:

BYU: 2011, 4 vs. Idaho State (W, 56-3)  
Opp: 2010, 4 vs. Air Force (L, 14-35)

### FIRST DOWNS 30 OR MORE:

BYU: 2011, 33 vs. Idaho State (W, 56-3)  
Opp: 2005, 51 vs. TCU (L, 50-51 OT)

### FIRST DOWNS 10 OR LESS:

BYU: 2010, 10 at TCU (L, 3-31)  
Opp: 2009, 9 at Tulane (W, 54-3)

### THIRD-DOWN CONVERSION 70% OR MORE:

BYU: 2011, 73% (8/11) vs. San Jose State (W, 29-16)  
Opp: 2005, 78% (7/9) at Wyoming (W, 35-21)

### THIRD-DOWN CONVERSION 75% OR MORE:

BYU: 2011, 79% (11/14) at Oregon State (W, 38-28)  
Opp: 2005, 78% (7/9) at Wyoming (W, 35-21)

### THIRD-DOWN CONVERSION 80% OR MORE:

BYU: 2010, 92% (12/13) vs. Colorado State (W, 49-10)

### THIRD-DOWN CONVERSION 90% OR MORE:

BYU: 2010, 92% (12/13) vs. Colorado State (W, 49-10)

## INDIVIDUAL OFFENSE

### ALL-PURPOSE 200 YARDS OR MORE:

BYU: 2011, C. Hoffman 205 at Oregon State (W, 38-28)  
Opp: 2011, J. Poyer 222 at Oregon State (W, 38-28)

### ALL-PURPOSE 300 YARDS OR MORE:

BYU: 2007, A. Collie 366 at Tulsa (L, 47-55)

### ALL-PURPOSE 2 PLAYERS 100 YARDS OR MORE:

BYU: 2010, Hoffman 262, Di Luigi 119, Quezada 116 vs. UTEP (W, 52-24)  
Opp: 2011, J. Poyer 222, M. Wheaton 100 at Oregon State (W, 38-28)

### ALL-PURPOSE 3 PLAYERS 100 YARDS OR MORE:

BYU: 2010, Hoffman 262, Di Luigi 119, Quezada 116 vs. UTEP (W, 52-24)

### TOUCHDOWNS SCORED 4 OR MORE IN A QUARTER:

BYU: 1952, D. Felt (4 rushing) at San Jose State (L, 44-27) NCAA Record

### TOUCHDOWNS SCORED 4 OR MORE IN A HALF:

BYU: 2010, L. Ashworth (4 receiving) at CSU (W, 49-10)\*

## INDIVIDUAL PASSING

### PASSING 600 YARDS OR MORE:

BYU: 1993, J. Walsh 619 at Utah State (L, 56-58)  
Opp: Never

### PASSING 500 YARDS OR MORE:

BYU: 2007, M. Hall 537 yds at Tulsa (L, 55-47)  
Opp: 2001, N. Rolovich 543 Hawaii (L, 72-45)

### PASSING 400 YARDS OR MORE:

BYU: 2008, M. Hall 486 vs. Northern Iowa (W, 41-17)

Opp: 2007, P. Smith 454 at Tulsa (L, 55-47)

### PASSING NO TOUCHDOWNS:

BYU: 2011, J. Heaps vs. UCF (W, 24-17)  
Opp: 2011, vs. Idaho State (W, 56-3)

### PASSING 25 COMPLETIONS OR MORE:

BYU: 2011, J. Heaps 27 vs. Utah (L, 54-10)  
Opp: 2011, K. Yost 26 vs. Idaho State (W, 56-3)

### PASSING 30 COMPLETIONS OR MORE:

BYU: 2009, M. Hall 33 vs. Air Force (W, 38-21)  
Opp: 2008, B. Johnson 30 at Utah (L, 24-48)

### PASSING 40 COMPLETIONS OR MORE:

BYU: 2005, J. Beck 41 vs. Boston College (L, 3-20)

### PASSING 50 ATTEMPTS OR MORE:

BYU: 2011, J. Heaps 50 vs. Utah (L, 10-54)  
Opp: 2009, G. Stucker 50 at Colorado State (W, 42-23)

### PASSING 3 TOUCHDOWNS OR MORE:

BYU: 2011, R. Nelson 3 vs. Idaho State (W, 56-3)  
Opp: 2010, T. Vittatoe 3 vs. UTEP (W, 52-24)

### PASSING 4 TOUCHDOWNS OR MORE:

BYU: 2010, J. Heaps 4 vs. UTEP (W, 52-24)  
Opp: 2010, A. Dalton 4 at TCU (L, 3-31)

### PASSING 5 TOUCHDOWNS OR MORE:

BYU: 2009, M. Hall 5 vs. Air Force (W, 38-21)

### PASSING 6 TOUCHDOWNS OR MORE:

BYU: 2008, M. Hall 7 vs. UCLA (W, 59-0)

### PASSING 7 TOUCHDOWNS OR MORE:

BYU: 2008, M. Hall 7 vs. UCLA (W, 59-0)

## INDIVIDUAL RECEIVING

### RECEIVING 150 YARDS OR MORE:

BYU: 2011, C. Hoffman 162 vs. Oregon State, (W, 38-28)  
Opp: 2011, A. Guyton 163 vs. UCF (W, 24-17)

### RECEIVING 200 YARDS OR MORE:

BYU: 2008, D. Pitta 213 vs. Northern Iowa (W, 41-17)

### RECEIVING 10 RECEPTIONS OR MORE:

BYU: 2008, A. Collie 11 vs. Arizona (L, 21-31)  
Opp: 2011, R. Rumble 10 vs. Idaho State (W, 56-3)

### RECEIVING 15 RECEPTIONS OR MORE:

BYU: 1973, J. Miller 22 vs. New Mexico (W, 56-21)

### RECEIVING 10 RECEIVERS WITH AT LEAST 1 CATCH:

BYU: 2011, 10 vs. Utah (L, 54-10)  
Opp: 2010, 10 at Colorado State (W, 49-10)

### RECEIVING 3 TOUCHDOWNS OR MORE:

BYU: 2010, C. Hoffman 3 vs. UTEP (W, 52-24)  
Opp: 2007, C. Heinz 3 at Tulsa (L, 55-47)

### RECEIVING 4 TOUCHDOWNS OR MORE:

BYU: 2010, L. Ashworth 4 at Colorado State (W, 49-10)\*

### RECEIVING 4 TOUCHDOWNS OR MORE IN A HALF:

BYU: 2010, L. Ashworth 4 at Colorado State (W, 49-10)\*

### RECEIVING 50-YARD TOUCHDOWN OR MORE:

BYU: 2010, L. Ashworth 62 yards from J. Heaps at CSU (W, 49-10)  
Opp: 2011, Cooks 59 from Mannion vs. Oregon State (W, 38-28)

### RECEIVING 70-YARD TOUCHDOWN OR MORE:

BYU: 2009, M. Jacobson 79 yards from M. Hall at Wyoming (W, 52-0)

Opp: 2019, X. Martin 79 yards from D. Borel at USU (L, 16-31)

## INDIVIDUAL RUSHING

### RUSHING 20 CARRIES OR MORE:

BYU: 2011, M. Alisa 20 at Oregon State (W, 38-28)  
Opp: 2011, J. White 22 vs. Utah (L, 54-10)

### RUSHING 30 CARRIES OR MORE:

BYU: 2005, C. Brown 31 vs. Colorado State (W, 24-14)  
Opp: 2003, J. Jones 35 at Notre Dame (L, 33-14)

### RUSHING 35 CARRIES OR MORE:

BYU: 1976, J. Blanc 36 vs. Wyoming (L, 29-34)  
Opp: 2003, J. Jones 35 at Notre Dame (L, 33-14)

### RUSHING 100 YARDS OR MORE:

BYU: 2010, J. Quezada 101 vs. UTEP (W, 52-24)  
Opp: 2011, R. Turbin 123 vs. Utah State (W, 27-24)

### RUSHING 150 YARDS OR MORE:

BYU: 2007, H. Unga 161 at San Diego State (W, 48-27)  
Opp: 2011, J. White 174 vs. Utah (L, 54-10)

### RUSHING 200 YARDS OR MORE:

BYU: 2005, C. Brown 219 vs. Air Force (W, 62-41)  
Opp: 2001, H. Childs 237 vs. Colorado State (W, 56-34)

### RUSHING TWO 100-YARD RUSHERS:

BYU: 2006, C. Brown 148, M. Hague 123 vs. UNLV (W, 52-7)  
Opp: 2005, Q. Ganther 131 and B. Ratliff 112 vs. Utah (L, 41-34)

### RUSHING THREE 100-YARD RUSHERS:

BYU: 2001, L. Staley 142, B. Doman 116, B. McDonald 110; vs. Tulane (W, 70-35)

### RUSHING 5 TOUCHDOWNS OR MORE:

BYU: 2001, L. Staley 5 vs. Colorado State (W, 56-34)

### RUSHING 4 TOUCHDOWNS OR MORE:

BYU: 2005, C. Brown 4 vs. Air Force (W, 62-41)  
Opp: 2002, C. Harridge 4 Air Force (L, 52-9)

### RUSHING 3 TOUCHDOWNS OR MORE:

BYU: 2010, J. Quezada 3 vs. UNLV (W, 55-7)  
Opp: 2011, J. White 3 vs. Utah (L, 54-10)

### RUSHING 50-YARD TOUCHDOWN OR MORE:

BYU: 2009, H. Unga 52 yards at UNLV (W, 59-21)  
Opp: 2011, R. Turbin 80 yards vs. USU (W, 27-24)

### RUSHING 70-YARD TOUCHDOWN OR MORE:

BYU: 2006, M. Hague 87 yards vs. UNLV (W, 52-7)  
Opp: 2011, R. Turbin 80 yards vs. USU (W, 27-24)

## TEAM DEFENSE

### TACKLES 90 OR MORE:

BYU: 2009, vs. Air Force 110 (W, 38-21)  
Opp: 2011, at Oregon State 92 (W, 38-28)

### TACKLES 100 OR MORE:

BYU: 2009, vs. Air Force 110 (W, 38-21)  
Opp: 2010, vs. San Diego State 101 (W, 24-21)

### TACKLES 3 WITH DOUBLE-DIGITS:

BYU: 2010, Hunter 13, Wagner 10, Uale 10 at Utah State (L, 16-31)  
Opp: 2011, Reynolds 14, Doctor 13, Watkins 11 (W, 38-28)

### TACKLES 4 WITH DOUBLE-DIGITS:

BYU: 2009, Denney 13, Johnson 11, Doman 11, Jorgensen 10 vs. Air Force (W, 38-21)  
Opp: 2008, Lloyd 11, Harris 10, Thompson 10,





# 2011 COUGAR FOOTBALL

## LAST TIME

Mahoney 10 vs. Northern Iowa (W, 41-17)

### **SACKS 5 OR MORE:**

BYU: 2011, 6 vs. Idaho State (W, 56-3)  
Opp: 2010, 8 at Florida State (L, 10-34)

### **TURNOVERS CAUSED 4 OR MORE:**

BYU: 2011, 4 at Oregon State (W, 38-28)  
Opp: 2011, 7 vs. Utah (L, 54-10)

### **TURNOVERS CAUSED 6 OR MORE:**

BYU: 2008, 6 vs. Wyoming (W, 44-0)  
Opp: 2011, 7 vs. Utah (L, 54-10)

### **INTERCEPTIONS 4 OR MORE:**

BYU: 2006, 4 UNLV (W, 52-7)  
Opp: 2008, 5 at Utah (L, 24-48)

### **FUMBLES RECOVERED 3 OR MORE:**

BYU: 2008, 3 vs. Arizona (L, 21-31)  
Opp: 2011, 6 vs. Utah (L, 54-10)

### **FUMBLES RECOVERED 5 OR MORE:**

Opp: 2011, 6 vs. Utah (L, 54-10)

### **FUMBLES FORCED 5 OR MORE:**

BYU: 2008, 5 vs. Northern Iowa (W, 41-17)  
Opp: 2011, 7 vs. Utah (L, 54-10)

### **SAFETY WAS SCORED:**

BYU: 2011, vs. San Jose State (W, 29-16)  
Opp: 2004, at Boise State (L, 28-27)

## **INDIVIDUAL** **DEFENSE**

### **TACKLES 15 OR MORE:**

BYU: 2008, K. Fowler 15 vs. Arizona (L, 21-31)  
Opp: 2011, K. Smith 16 vs. San Jose St (W, 29-16)

### **TACKLES FOR LOSS 4 OR MORE:**

BYU: 2010, V. So'oto 4 vs. UNLV (W, 55-7)  
Opp: 2009, G. McCoy 4 vs. Oklahoma (W, 14-13)

### **SACKS 2 OR MORE:**

BYU: 2011, Pendleton, Van Noy vs. ISU (W, 56-3)  
Opp: 2011, T. Reilly 2 vs. Utah (L, 54-10)

### **SACKS 3 OR MORE:**

BYU: 2007, J. Jorgensen 3 vs. Colorado State (W, 35-16)  
Opp: 2008, J. Hughes 4 at TCU (L, 7-32)

### **SACKS 4 OR MORE:**

BYU: 1999, S. Gali 4 vs. New Mexico (W, 31-7)  
Opp: 2008, J. Hughes 4 vs. TCU (L, 32-7)

### **INTERCEPTION RETURNED FOR A TD:**

BYU: 2011, D. Sorensen vs. Idaho State (W, 56-3)  
Opp: 2011, C. Sawyer at Ole Miss (W, 14-13)

### **INTERCEPTIONS 2 OR MORE:**

BYU: 2010, A. Rich vs. UTEP (W, 52-24)  
Opp: 2008, J. Dale at Utah (L, 24-48)

### **INTERCEPTIONS 3 OR MORE:**

BYU: 2000, T. Smith vs. Wyoming (W, 19-7)

### **FUMBLE WAS RETURNED FOR A TD:**

BYU: 2010, K. Van Noy at Ole Miss (W, 14-13)  
Opp: 2011, J. Fehoko vs. Utah (L, 54-10)

### **FUMBLE FORCED 2 OR MORE:**

BYU: 2011 B. Ogletree 2 vs. Oregon St (W, 38-28)  
Opp: 2011 T. Reilly 3 vs. Utah (L, 54-10)

### **FUMBLE RECOVERIES 3 OR MORE:**

BYU: 2005, J. Luetgerodt at Wyoming (W, 35-21)

## **SPECIAL TEAMS**

### **SCORED 15 OR MORE POINTS KICKING:**

BYU: 1999, O. Pochman 17 at UNLV (W, 29-0)  
Opp: 2009, J. Phillips 15 vs. Utah (W, 26-23)

### **FIELD GOAL 40 YARDS OR MORE:**

BYU: 2011, J. Sorensen 45 vs. SJSU (W, 29-16)  
Opp: 2011, J. Alvernik 43 vs. SJSU (W, 29-16)

### **FIELD GOAL 50 YARDS OR MORE:**

BYU: 2006, J. McLaughlin 53 at Air Force (W, 33-14)  
Opp: 2010, D. Warren 52 vs. UTEP (W, 52-24)

### **FIELD GOAL WAS BLOCKED:**

BYU: 2009, A. Rich at New Mexico (W, 24-19)  
Opp: 2011, at Oregon State (W, 38-28)

### **FIELD GOAL BLOCKED FOR A TOUCHDOWN:**

BYU: 2001, R. Denney at SDSU (W, 59-21)

### **FIELD GOALS 4 OR MORE CONVERTED:**

BYU: 2000, O. Pochman 4 at Utah (W, 34-27)  
Opp: 2009, J. Phillips 5 vs. Utah (W, 26-23)

### **FIELD GOAL GAME-WINNING:**

BYU: 2001, at Mississippi State (W, 41-38)  
Opp: 2006, at Arizona (L, 16-13)

### **PAT 10 OR MORE CONVERTED:**

BYU: 2001, M. Payne 10 vs. Tulane (W, 70-35)

### **PAT BLOCKED:**

BYU: 2008, J. Jorgensen at Washington (W, 28-27)  
Opp: 2010, P. Gardner vs. New Mexico (W, 40-7)

### **TWO-POINT PAT WAS CONVERTED:**

BYU: 2010, R. Nelson vs. Washington (W, 23-17)  
Opp: 2009, D. Reed vs. Utah (W, 26-23)

### **KICKOFF RETURN TEAM 150 YARDS OR MORE:**

BYU: 2010, 157 vs. Wyoming (W, 25-20)  
Opp: 2011, 171 at Oregon State (W, 38-28)

### **KICKOFF RETURN 100 TOTAL YARDS OR MORE:**

BYU: 2011, C. Hoffman 129 vs. UCF (W, 24-17)  
Opp: 2011, T. Ervin 134 vs. SJSU (W, 29-16)

### **KICKOFF RETURN 50 YARDS OR MORE:**

BYU: 2011, C. Hoffman 93 vs. UCF (W, 24-17)  
Opp: 2011, J. Poyer 57 at Oregon State (W, 38-28)

### **KICKOFF RETURN 100 YARDS:**

BYU: 1996, J. Dye vs. UTEP (W, 40-18)

### **KICKOFF RETURN FOR A TOUCHDOWN:**

BYU: 2011, C. Hoffman vs. UCF, 93 yards (W, 24-17)  
Opp: 2009, D. Purvis at UNLV, 94 yards (W, 59-21)

### **PUNT RETURN TEAM 100 YARDS OR MORE:**

BYU: 2006, 108 vs. Wyoming (W, 55-7)

### **PUNT RETURN FOR A TD:**

BYU: 2006, M. Jacobson vs. Wyoming (W, 55-7)  
Opp: 2001, C. Owens at Hawai'i (L, 72-45)

### **PUNT WAS BLOCKED:**

BYU: 2011, by Kyle Van Noy vs. Idaho St (W, 56-3)  
Opp: 2006, by C. Tennial vs. Tulsa (W, 49-24)

### **PUNT BLOCKED FOR A TOUCHDOWN:**

BYU: 2004, by G. Lovely at Air Force (W, 41-24)  
Opp: 2005, by C. Wells, TD by G. Rybak vs. Air Force (W, 62-41)

### **PUNT 60 YARDS OR MORE:**

BYU: 2011, R. Stephenson 67 vs. UCF (W, 24-17)  
Opp: 2011, T. Bennett 67 vs. Utah State (W, 27-24)

### **PUNT 70 YARDS OR MORE:**

BYU: 2007, C. Santiago 75 vs. New Mexico (W, 31-24)  
Opp: 2011, T. Campbell 73 at Ole Miss (W, 14-13)

### **PUNT AVERAGE 50 OR MORE (min. 3):**

BYU: 2010, R. Stephenson 53.3 vs. UTEP (W, 52-24)  
Opp: 2011, T. Campbell 56.8 at Ole Miss (W, 14-13)

### **DID NOT PUNT DURING ENTIRE GAME:**

BYU: 2011, vs. San Jose State (W, 29-16)

## **GENERAL**

### **DEFEATED A RANKED OPPONENT:**

BYU: 2009, vs. No. 18 Oregon State (W, 44-20)  
Opp: 2010, at Air Force (L, 14-35)

### **THE LAST TIME OVERTIME WAS PLAYED:**

BYU: 2009, vs. Utah (W, 26-23)

### **TEAM WAS AHEAD AT HALF AND LOST:**

BYU: 2011, at Texas (ahead 13-3, lost 17-16)  
Opp: 2011, vs. Utah State (ahead 14-13, lost 27-24)

### **SHUTOUT POSTED IN FIRST HALF:**

BYU: 2011, at Ole Miss (W, 14-13)  
Opp: 2010, at Utah (L, 17-16)

### **SHUTOUT POSTED IN SECOND HALF:**

BYU: 2011, vs. Utah (L, 54-10)  
Opp: 2011, vs. Idaho State (W, 56-3)

### **SHUTOUT:**

BYU: 2003, vs. Utah (L, 3-0)  
Opp: 2009, at Wyoming (W, 52-0)

### **PENALTIES 10 OR MORE:**

BYU: 2011, 10 at Oregon State (W, 38-28)  
Opp: 2010, 12 at Utah State (L, 16-31)

### **PENALTY YARDS 100 OR MORE:**

BYU: 2008, 14-141 vs. New Mexico (W, 40-7)  
Opp: 2010, 12-105 at Utah State (L, 16-31)

### **PENALTIES 1 OR LESS:**

BYU: 2010, vs. Nevada (L, 13-27)  
Opp: 2006, at Air Force (W, 33-14)

### **NO TURNOVERS:**

BYU: 2011 at Ole Miss (W, 14-13)  
Opp: 2011 vs. Utah State (W, 27-24)

### **TIME OF POSSESSION 40 MINUTES OR MORE:**

BYU: 2010, 45:01 vs. San Diego State (W, 24-21)



# 2011 COUGAR FOOTBALL

## LAVELL EDWARDS STADIUM

### LAVELL EDWARDS STADIUM

LaVell Edwards Stadium, with its 63,470-seat capacity, is home to BYU football. Originally Cougar Stadium, it was built in 1964 and seated 45,000. It was expanded in 1982 to seat 65,000 in permanent seats before official capacity became 64,045 after refurbishing the middle of the east section. With additional wheelchair access created in 2010-11, Edwards Stadium official capacity became 63,470 beginning with the 2011 season.

**Record:** 209-65 (.763)

**Last 12 Home Games:** 10-2 (.833) - 2009-11

**Last 18 Home Games:** 14-4 (.778) - 2008-11

**Last 24 Home Games:** 20-4 (.833) - 2007-11

### "FAN" TASTIC FANS

The attendance at the BYU vs. Utah game was 63,742 - the first sellout for Edwards Stadium since last season's home opener against Washington. A sellout crowd of 63,513 also watched BYU's win over Utah State. In 2010, BYU's 27-13 loss to Nevada was 61,471, ending a streak of 19-straight sellouts at LaVell Edwards Stadium over the course of more than three complete seasons. The prior time the stadium was not sold out was against New Mexico on Nov. 18, 2006 when 63,814 fans were in attendance—231 short of a sellout.

### TOP 10 EDWARDS STADIUM CROWDS

In 2009, BYU hosted two of the top-ten crowds since LaVell Edwards Stadium was modified in 2003. The crowd of 64,641 at the TCU game ranks third, ranking behind the crowd of 65,251 for the 2004 game against Notre Dame and the 64,749 in attendance for the 2007 Utah game. The Cougars' overtime contest against Utah in 2009 is currently 10th with 64,301 fans attending the game. In 2010, BYU averaged 61,380 fans per home game.



### HOME FIELD DOMINANCE

Since it was built in 1964, the Cougars have fielded several dominating teams. Last season, BYU averaged 30.0 points per game at home. The Cougars have not had a negative points per game margin for the past seven seasons, including all six years of head coach Bronco Mendenhall's tenure. In 2006, a 35.16-point differential was a BYU record in scoring margin in the stadium's 46-year history and the program's 86-year history:

Year	BYU ppg.	Opp. ppg.	Margin of Difference
2011	29.20	22.80	+6.40!
2010	30.00	16.5	+13.50!
2009	29.33	29.33	0.00!
<b>2008</b>	<b>41.33</b>	<b>11.17</b>	<b>+30.16!</b>
2007	28.67	11.33	+17.33!
<b>2006</b>	<b>47.16</b>	<b>12</b>	<b>+35.16!</b>
2005	36.33	29.5	+6.83!
2004	22.83	22.16	+0.67#
2003	12.16	27.66	-15.5#
2002	27.5	23	+4.5#
2001	53.16	27.33	+25.83#
2000	24.5	16.83	+7.67^
1999	31.83	25.66	+6.17^
1998	35.33	15.5	+19.83^
1997	28.83	24.83	+4.00^
1996	42.71	15.57	+27.14^
1995	28.33	23	+5.33^
1994	29.66	25.83	+3.83^
1993	35.66	30.66	+5.00^
1992	29.83	18.66	+11.17^
1991	38.16	18.66	+20.6^
1990	48.66	23.5	+25.16^
1989	47.5	32.83	+14.67^
<b>1988</b>	<b>42.33</b>	<b>10.16</b>	<b>+32.17^</b>
1987	28.66	22	+6.66^
1986	29	15.66	+13.34^
1985	34.66	13.16	+21.5^
1984	40	15.16	+24.84^
1983	41	19.2	+21.8^
1982	38.4	20.6	+17.8^
1981	41	25.4	+15.6^
<b>1980</b>	<b>49.5</b>	<b>16.16</b>	<b>+33.34^</b>
<b>1979</b>	<b>40.6</b>	<b>6.4</b>	<b>+34.2^</b>
1978	30.4	9.4	+21.0^
1977	39	13.6	+25.4^
1976	43.66	22.16	+21.5^
1975	27.2	21.6	+5.6^
1974	31.6	15	+16.6^
1973	30.83	20	+10.83^
1972	24.4	25.6	-1.2^
1971	20.75	18	+2.75*
1970	12.6	14.8	-2.2*
1969	24.4	15	+9.4*
1968	16.4	32	-15.6*
1967	37.8	13.6	+24.2*
1966	27.66	20.16	+7.5*
1965	25.5	16.5	+9.0*
1964	23.4	15.8	+7.6*

Bold indicates 30 or greater point advantage.

\* Tommy Hudspeth coached teams  
 ^ LaVell Edwards coached teams  
 # Gary Crowton coached teams  
 ! Bronco Mendenhall coached teams



# 2011 COUGAR FOOTBALL STARTERS

## GAME-BY-GAME STARTERS

### OFFENSIVE STARTERS

GAME	QB	WR	WR	WR/RB	RB	TE	LT	LG	C	RG	RT
Ole Miss	Heaps	Hoffman	Jacobson	Falslev	Di Luigi	Holt	M. Reynolds	H. Reynolds	Te. Brown	B. Hansen	B. Brown
Texas	Heaps	Hoffman	Jacobson	Kariya	Di Luigi	Holt	M. Reynolds	H. Reynolds	Te. Brown	B. Hansen	B. Brown
Utah	Heaps	Hoffman	Jacobson	Mendenhall	Alisa	Holt	M. Reynolds	H. Reynolds	Te. Brown	B. Hansen	B. Brown
UCF	Heaps	Hoffman	Jacobson	Kariya	Di Luigi	Mathews	M. Reynolds	Thorson	Te. Brown	B. Hansen	B. Brown
Utah State	Heaps	Hoffman	Apo	Wilson	Di Luigi	Holt	M. Reynolds	H. Reynolds	Te. Brown	B. Hansen	B. Brown
San Jose State	Nelson	Hoffman	Jacobson	Mendenhall	Kariya	Holt	M. Reynolds	H. Reynolds	Te. Brown	B. Hansen	B. Brown
Oregon State	Nelson	Hoffman	Apo	Wilson	Quezada	Holt	M. Reynolds	H. Reynolds	Te. Brown	B. Hansen	B. Brown
Idaho State	Nelson	Hoffman	Apo	Mendenhall	Alisa	Holt	M. Reynolds	H. Reynolds	Te. Brown	B. Hansen	B. Brown

### DEFENSIVE STARTERS

GAME	LE	NT/LB	RE	SLB	MLB	BLB	WLB	FC	BC	FS	KAT
Ole Miss	Rowley	Fuga	Manumaleuna	Pendleton	Kaveinga	Ogletree	Van Noy	Eason	P. Hadley	Uale	D. Sorensen
Texas	Rowley	Fuga	Manumaleuna	Pendleton	Kaveinga	S. Hadley	Van Noy	Eason	P. Hadley	Uale	D. Sorensen
Utah	Fangupo	Fuga	Manumaleuna	Pendleton	Kaveinga	Ogletree	Wagner	Eason	P. Hadley	Uale	D. Sorensen
UCF	Fangupo	Fuga	Manumaleuna	Frazier	Kaveinga	Ogletree	Wagner	Eason	P. Hadley	Uale	D. Sorensen
Utah State	Fangupo	Fuga	Manumaleuna	Frazier	Kaveinga	Ogletree	Wagner	Eason	P. Hadley	Uale	D. Sorensen
San Jose State	Fangupo	Fuga	Manumaleuna	Pendleton	Kaveinga	Ogletree	Wagner	Eason	P. Hadley	Uale	D. Sorensen
Oregon State	Fangupo	Fuga	Manumaleuna	Pendleton	Kaveinga	Ogletree	Van Noy	Eason	P. Hadley	Uale	D. Sorensen
Idaho State	Rowley	Frazier	Manumaleuna	Pendleton	Kaveinga	Ogletree	Van Noy	Eason	P. Hadley	Uale	D. Sorensen

## CAREER GAMES STARTED

OFFENSE	Career	2011	DEFENSE	Career	2011
Matt Reynolds (Sr., OL)	47	8	Eathyn Manumaleuna (Jr., DL)	28	8
Terence Brown (Sr., OL)	34	8	Jordan Pendleton (Sr., LB)	21	6
Braden Hansen (Jr., OL)	34	8	Travis Uale (Sr., DB)	16	8
McKay Jacobson (Sr., WR)	32	5	Romney Fuga (Jr., DL)	15	8
Braden Brown (Jr., OL)	23	8	Brandon Ogletree (Jr., LB)	14	7
Cody Hoffman (So., WR)	18	8	Jadon Wagner (Sr., LB)	12	4
Jake Heaps (So., QB)	15	5	Jameson Frazier (Sr., LB)	11	3
JJ Di Luigi (Sr., RB)	14	4	Corby Eason (Sr., DB)	9	8
Bryan Kariya (Sr., RB)	14	3	Preston Hadley (Jr., DB)	8	8
Austin Holt (So., TE)	9	7	Uona Kaveinga (Jr., LB)	8	8
Zed Mendenhall (Jr., RB)	9	3	Daniel Sorensen (So., DB)	8	8
Houston Reynolds (So., OL)	7	7	Hebron Fangupo (Sr., DL)	5	5
Riley Nelson (Jr., QB)	6	3	Kyle Van Noy (So., LB)	5	3
Richard Wilson (So., TE)	5	2	Jordan Richardson (Jr., DL)	5	
Spencer Hafoka (Sr., WR)	5		Graham Rowley (So., DL)	3	3
Ross Apo (Fr., WR)	3	3	Austen Jorgensen (Jr., LB)	3	
Michael Alisa (So., RB)	2	2	Mike Muehlmann (So., DL)	3	
JD Falslev (So., WR)	1	1	Aveni Leung-Wai (Sr., LB)	2	
Marcus Mathews (So., TE)	1	1	Spencer Hadley (So., LB)	1	1
Josh Quezada (So., RB)	1	1			



# 2011 COUGAR FOOTBALL

## SCORING DRIVES/SUPERLATIVES

### 2011 BYU SUPERLATIVES

Overall record	6-2
Current streak	W5
2011 home record	4-1
Current streak	W4
2011 road record	2-1
Current streak	W1
2011 neutral record	0-0
Current streak	W3
Day games	3-0
Current streak	W4
Night games	3-2
Current streak	W3
Friday games (since 2000)	9-4
Current streak	W2
When BYU wins coin toss	2-1
When BYU loses coin toss	4-1
When BYU scores first	3-1
When opponent scores first	3-1
When BYU leads after first quarter	4-1
When BYU trails after first quarter	2-1
When tied after first quarter	0-0
When BYU leads at the half	3-1
When BYU trails at the half	3-1
When tied at the half	0-0
When BYU leads after third quarter	3-1
When BYU trails after third quarter	2-1
When tied after third quarter	1-0
When BYU has more total yards	5-0
When opponent has more total yards	1-2
When BYU has more turnovers	2-1
When opponent has more turnovers	4-0
When turnovers are equal	0-1
When BYU scores 20 points or more	5-0
When opponent scores 20 points or more	2-1
Record in August	0-0
Streak	W4
Record in September	3-2
Streak	W2
Record in October	3-0
Streak	W4
Record in November	0-0
Streak	L1
Record in December	0-0
Streak	W2
Vs. top-25 teams	0-1
Streak	L3
Vs. non-ranked teams	6-1
Streak	W5
When BYU has 100-yard rusher	0-0
Streak	W2
When opponent has 100-yard rusher	1-1
When BYU has 300-yard passer	0-1
When opponent has 300-yard passer	1-0
On ESPN	3-0
On ESPN2	0-2
On ESPNU	1-0
On BYUtv	1-0
On KBYU	1-0

### 2011 BYU SCORING DRIVES

QTR.	OPPONENT	SCORING PLAY	PLAYS-YARDS-TOP
4th	Ole Miss	Ross Apo 19 pass from Jake Heaps (Sorensen kick)	8 - 72 - 4:16
4th	Ole Miss	Kyle Van Noy 3 fumble return	1 - 3 - 0:00
1st	Texas	Justin Sorensen 30 field goal	10 - 45 - 4:02
1st	Texas	Justin Sorensen 33 field goal	5 - 21 - 1:59
2nd	Texas	Ross Apo 6 pass from Jake Heaps (Sorensen kick)	12 - 97 - 5:04
3rd	Texas	Justin Sorensen 32 field goal	12 - 56 - 6:02
1st	Utah	Justin Sorensen 46 field goal	6 - 37 - 1:52
1st	Utah	Ross Apo 32 pass from Jake Heaps (Sorensen kick)	4 - 66 - 1:59
1st	UCF	Justin Sorensen 37 field goal	11 - 54 - 3:32
3rd	UCF	JJ Di Luigi 16 run (Sorensen kick)	5 - 38 - 2:11
3rd	UCF	Cody Hoffman 93 kickoff return (Sorensen kick)	0 - 0 - 0:00
4th	UCF	Bryan Kariya 6 run (Sorensen kick)	3 - 23 - 1:20
1st	Utah State	Justin Sorensen 23 field goal	16 - 68 - 6:35
1st	Utah State	Jake Heaps 1 run (Sorensen kick)	10 - 47 - 4:43
2nd	Utah State	Justin Sorensen 29 field goal	11 - 62 - 2:54
4th	Utah State	Cody Hoffman 24 pass from Riley Nelson (Sorensen kick)	8 - 60 - 2:38
4th	Utah State	Marcus Mathews 13 pass from Riley Nelson (Sorensen kick)	9 - 96 - 2:25
1st	San Jose State	Team safety	0 - 0 - 0:00
1st	San Jose State	Richard Wilson 21 pass from Riley Nelson (Sorensen kick)	5 - 56 - 1:58
2nd	San Jose State	Bryan Kariya 1 pass from Riley Nelson (Sorensen kick)	9 - 75 - 4:13
2nd	San Jose State	McKay Jacobson 40 pass from Riley Nelson (Sorensen kick)	1 - 40 - 0:08
3rd	San Jose State	Justin Sorensen 42 field goal	11 - 28 - 5:32
4th	San Jose State	Justin Sorensen 45 field goal	9 - 45 - 3:11
1st	Oregon State	Michael Alisa 10 run (Sorensen kick)	12 - 82 - 7:28
2nd	Oregon State	JJ Di Luigi 3 run (Sorensen kick)	9 - 50 - 4:48
3rd	Oregon State	Cody Hoffman 12 pass from Riley Nelson (Sorensen kick)	7 - 80 - 3:44
3rd	Oregon State	Justin Sorensen 33 field goal	6 - 20 - 1:41
4th	Oregon State	JD Falslev 2 pass from Riley Nelson (Sorensen kick)	12 - 66 - 6:24
4th	Oregon State	Kaneakua Friel 8 pass from Riley Nelson (Sorensen kick)	6 - 69 - 3:32
1st	Idaho State	Ross Apo 15 pass from Riley Nelson (Sorensen kick)	1 - 15 - 0:07
1st	Idaho State	Michael Alisa 42 run (Sorensen kick)	4 - 60 - 1:27
2nd	Idaho State	JJ Di Luigi 12 run (Sorensen kick)	7 - 50 - 3:31
2nd	Idaho State	Riley Nelson 16 run (Sorensen kick)	7 - 79 - 2:50
2nd	Idaho State	Cody Hoffman 7 pass from Riley Nelson (Sorensen kick)	9 - 99 - 1:54
3rd	Idaho State	Cody Hoffman 19 pass from Riley Nelson (Sorensen kick)	6 - 91 - 3:11
3rd	Idaho State	Daniel Sorensen 30 interception return (Sorensen kick)	0 - 0 - 0:00
4th	Idaho State	Josh Quezada 8 run (Sorensen kick)	7 - 64 - 3:30



# 2011 COUGAR FOOTBALL

## GAME-BY-GAME



### BYU AT OLE MISS



OXFORD, MISS. — VAUGHT-HEMINGWAY STADIUM  
 SEPTEMBER 3, 2011 — ESPN  
 ATTENDANCE: 55,124

	1st	2nd	3rd	4th	Final	Record:
BYU	0	0	0	14	- 14	(1-0)
Ole Miss	0	3	7	3	- 13	(0-1)

#### SCORING SUMMARY

2nd 00:49 UM - Bryson Rose 20 yd field goal, 9-49 2:05, BY 0 - UM 3  
 3rd 08:34 UM - Charles Sawyer 96 yd interception return (Bryson Rose kick), , BY 0 - UM 10  
 4th 14:15 UM - Bryson Rose 29 yd field goal, 11-70 4:28, BY 0 - UM 13  
 09:52 BY - APO, Ross 19 yd pass from HEAPS, Jake (SORENSEN, Justin kick), 8-72 4:16, BY 7 - UM 13  
 05:09 BY - VAN NOY, Kyle 3 yd fumble recovery (SORENSEN, Justin kick), , BY 14 - UM 13

	BYU	UM
FIRST DOWNS.....	20	13
RUSHES-YARDS (NET).....	31-91	29-64
PASSING YDS (NET).....	225	144
Passes Att-Comp-Int.....	38-24-1	28-15-0
TOTAL OFFENSE PLAYS-YARDS...	69-316	57-208
Fumble Returns-Yards.....	1-3	0-0
Punt Returns-Yards.....	3-29	1-44
Kickoff Returns-Yards.....	2-52	2-27
Interception Returns-Yards....	0-0	1-96
Punts (Number-Avg).....	5-36.2	4-56.8
Fumbles-Lost.....	0-0	2-2
Penalties-Yards.....	6-40	4-40
Possession Time.....	34:37	25:23
Third-Down Conversions.....	6 of 13	3 of 12
Fourth-Down Conversions.....	0 of 1	0 of 2
Red-Zone Scores-Chances.....	1-2	2-2
Sacks By: Number-Yards.....	0-0	1-9

**RUSHING:** BYU-DI LUIGI, JJ 12-56; KARIYA, Bryan 11-35; QUEZADA, Josh 4-14; NELSON, Riley 1-6; TEAM 1-minus 2; HEAPS, Jake 2-minus 18. Ole Miss-Enrique Davis 12-28; Brandon Bolden 4-21; Jeff Scott 5-17; Barry Brunetti 3-13; Devin Thomas 1-3; Philander Moore 1-1; N. Brassell 2-minus 1; Zack Stoudt 1-minus 18.

**PASSING:** BYU-HEAPS, Jake 24-38-1-225. Ole Miss-Stoudt 13-25-0-140; Brunetti 2-3-0-4.

**RECEIVING:** BYU-DI LUIGI, JJ 5-32; APO, Ross 4-46; ALISA, Michael 3-28; HOLT, Austin 2-26; JACOBSON, McKay 2-25; FALSLEV, JD 2-21; WILSON, Richard 2-18; KARIYA, Bryan 2-13; HOFFMAN, Cody 1-9; QUEZADA, Josh 1-7. Ole Miss-Ja-Mes Logan 4-52; Donte Moncrief 3-16; Jeff Scott 2-25; Jamal Mosley 2-21; Ferbia Allen 1-13; Derrick Herman 1-12; Devin Thomas 1-5; H.R. Greer 1-0.

**INTERCEPTIONS:** BYU-None. Ole Miss-Charles Sawyer 1-96.

**FUMBLES:** BYU-None. Ole Miss-Jeff Scott 1-1; Zack Stoudt 1-1.

**SACKS:** (UA-A): BYU-None. Ole Miss-Marcus Temple 1-0.

**TACKLES:** (UA-A): BYU-PENDLETON, Jordan 3-3; SORENSEN, Daniel 2-4; OGLETREE, Brandon 1-5; EASON, Corby 3-2; KAVEINGA, Uona 3-2; MANUMALEUNA, Eathyn 1-4; WAGNER, Jadon 4-0; VAN NOY, Kyle 3-1; UALE, Travis 2-1; FUGA, Romney 2-0; SAMPSON, Joe 1-1; FANGUPO, Hebron 1-1; HADLEY, Spencer 0-2; STEPHENSON, Riley 1-0; HADLEY, Preston 1-0; ALISA, Michael 1-0; MEES, Carter 1-0; FRAZIER, Jameson 1-0. Ole Miss-Jackson 8-5; Marry 5-8; Kight 2-6; Sawyer 3-4; Temple 5-1; Garbutt 3-2; Williams 2-3; Grant 1-2; Mathews 2-0; Smith 1-1; Rivers 1-1; Lockett 0-2; Bryant 1-0; Moss 1-0; Golson 1-0; Dorsey 0-1; Whigham 0-1; Bennett 0-1.



### BYU AT TEXAS



AUSTIN, TEX. — DKR-TEXAS MEMORIAL STADIUM  
 SEPTEMBER 10, 2011 — ESPN2/ESPN3D  
 ATTENDANCE: 100,995

	1st	2nd	3rd	4th	Final	Record:
BYU	6	7	3	0	- 16	(1-1)
Texas	0	3	7	7	- 17	(2-0)

#### SCORING SUMMARY

1st 09:33 BY - SORENSEN, Justin 30 yd field goal, 10-45 4:02, BY 3 - UT 0  
 06:45 BY - SORENSEN, Justin 33 yd field goal, 5-21 1:59, BY 6 - UT 0  
 2nd 11:41 BY - APO, Ross 6 yd pass from HEAPS, Jake (SORENSEN, Justin kick), 12-97 5:04, BY 13 - UT 0  
 01:44 UT - Tucker, Justin 23 yd field goal, 7-19 3:15, BY 13 - UT 3  
 3rd 10:46 UT - Johnson, Cody 1 yd run (Tucker, Justin kick), 7-62 2:42, BY 13 - UT 10  
 04:36 BY - SORENSEN, Justin 32 yd field goal, 12-56 6:02, BY 16 - UT 10  
 4th 08:46 UT - Johnson, Cody 4 yd run (Tucker, Justin kick), 8-52 3:18, BY 16 - UT 17

	BYU	TEX
FIRST DOWNS.....	14	14
RUSHES-YARDS (NET).....	23-43	43-166
PASSING YDS (NET).....	192	123
Passes Att-Comp-Int.....	38-22-2	20-12-2
TOTAL OFFENSE PLAYS-YARDS...	61-235	63-289
Fumble Returns-Yards.....	0-0	0-0
Punt Returns-Yards.....	3-27	1-20
Kickoff Returns-Yards.....	4-95	4-85
Interception Returns-Yards....	2-0	2-0
Punts (Number-Avg).....	5-38.4	5-41.8
Fumbles-Lost.....	1-0	1-0
Penalties-Yards.....	3-25	8-46
Possession Time.....	28:57	31:03
Third-Down Conversions.....	5 of 14	4 of 12
Fourth-Down Conversions.....	0 of 0	1 of 2
Red-Zone Scores-Chances.....	4-4	3-5
Sacks By: Number-Yards.....	0-0	1-10

**RUSHING:** BYU-DI LUIGI, JJ 14-39; QUEZADA, Josh 5-7; NELSON, Riley 1-4; ALISA, Michael 1-2; HEAPS, Jake 2-minus 9. Texas-Brown, Malcolm 14-68; Monroe, D.J. 3-40; Ash, David 9-36; Johnson, Cody 5-12; Gilbert, Garrett 2-6; Whittaker, Fozzy 4-4; Goodwin, Marquise 1-3; McCoy, Case 1-0; Shipley, Jaxon 2-0; TEAM 2-minus 3.

**PASSING:** BYU-HEAPS, Jake 22-38-2-192. Texas-Gilbert 2-8-2-8; McCoy 7-8-0-57; Ash 2-3-0-35; Shipley 1-1-0-23.

**RECEIVING:** BYU-APO, Ross 3-40; MATHEWS, Marcus 3-36; DI LUIGI, JJ 3-24; JACOBSON, McKay 3-17; HOLT, Austin 2-41; HOFFMAN, Cody 2-11; WILSON, Richard 2-11; KARIYA, Bryan 1-7; ALISA, Michael 1-5; QUEZADA, Josh 1-1; FALSLEV, JD 1-minus 1. Texas-Shipley 3-39; Whittaker 2-12; Goodwin 2-10; Monroe 1-26; Ash 1-23; Grant 1-5; White 1-5; Harris, 1-3.

**INTERCEPTIONS:** BYU-SORENSEN, Daniel 1-0; UALE, Travis 1-0. Texas-Diggs, 1-0; Phillips, 1-0.

**FUMBLES:** BYU-JOHNSON, Jordan 1-0. Texas-White, Darius 1-0.

**SACKS (UA-A):** BYU-None. Texas-Dorsey, Ashton 1-0.

**TACKLES (UA-A):** BYU-HADLEY, Spencer 7-5; UALE, Travis 5-4; SORENSEN, Daniel 5-3; VAN NOY, Kyle 3-4; MANUMALEUNA, Eathyn 4-0; EASON, Corby 3-1; WAGNER, Jadon 1-3; SAMPSON, Joe 2-1; HADLEY, Preston 2-1; FANGUPO, Hebron 2-1; PENDLETON, Jordan 1-2; KAVEINGA, Uona 0-3; MEES, Carter 2-0; APO, Ross 1-0; ALISA, Michael 1-0; SORENSEN, Justin 1-0; TUILOMA, Travis 1-0; FUGA, Romney 1-0; ROWLEY, Graham 1-0. Texas-Acho, 3-8; Hicks, 5-5; Byndum, 5-3; Robinson, 4-1; Vaccaro, 3-2; Edmond, 3-0; Phillips, 2-1; Diggs, 1-2; Gideon, 1-2; Randall, 0-3; Jeffcoat, 0-3; Dorsey, 2-0; Okafor, 0-2; Thompson, 0-2; Bergeron, 1-0; Monroe, 0-1; Howell, 0-1; Roberson, 0-1; Scott, 0-1; Zumberge, 0-1; Brewster, 0-1.



# 2011 COUGAR FOOTBALL

## GAME-BY-GAME



### BYU vs. UTAH



PROVO, UTAH – LAVELL EDWARDS STADIUM  
 SEPTEMBER 17, 2011 – ESPN2  
 ATTENDANCE: 63,742

	1st	2nd	3rd	4th	Final	
Utah	7	7	16	24	-	54 Record: (2-1)
BYU	3	7	0	0	-	10 Record: (1-2)

#### SCORING SUMMARY

1st 13:58 UTAH - Shelby, Derrick 0 yd fumble recovery (Petersen, Colem kick), UTAH 7 - BYU 0  
 00:09 BY - SORENSEN, Justin 46 yd field goal, 6-37 1:52, UTAH 7 - BYU 3  
 2nd 06:23 BY - APO, Ross 32 yd pass from HEAPS, Jake (SORENSEN, Justin kick), 4-66 1:59, UTAH 7 - BYU 10  
 00:32 UTAH - Murphy, Jake 30 yd pass from Wynn, Jordan (Petersen, Colem kick), 6-63 2:11, UTAH 14 - BYU 10  
 3rd 12:14 UTAH - Anderson, Dres 59 yd pass from Wynn, Jordan (Petersen, Colem kick), 6-75 2:46, UTAH 21 - BYU 10  
 09:11 UTAH - Petersen, Colem 39 yd field goal, 5-19 1:51, UTAH 24 - BYU 10  
 08:32 UTAH - White, John 1 yd run (Petersen, Colem kick failed), 2-3 0:36, UTAH 30 - BYU 10  
 4th 14:51 UTAH - Petersen, Colem 20 yd field goal, 4-3 1:30, UTAH 33 - BYU 10  
 09:25 UTAH - White, John 62 yd run (Petersen, Colem kick), 2-82 0:48, UTAH 40 - BYU 10  
 08:06 UTAH - White, John 35 yd run (Petersen, Colem kick), 1-35 0:08, UTAH 47 - BYU 10  
 03:38 UTAH - Fehoko, V.J. 57 yd fumble recovery (Petersen, Colem kick), UTAH 54 - BYU 10

	UTAH	BYU
FIRST DOWNS.....	20	20
RUSHES-YARDS (NET).....	38-242	22-11
PASSING YDS (NET).....	239	343
Passes Att-Comp-Int.....	31-16-1	56-30-1
TOTAL OFFENSE PLAYS-YARDS.....	69-481	78-354
Fumble Returns-Yards.....	1-57	0-0
Punt Returns-Yards.....	3-41	1-0
Kickoff Returns-Yards.....	1-25	9-142
Interception Returns-Yards....	1-20	1-5
Punts (Number-Avg).....	3-48.7	6-46.5
Fumbles-Lost.....	1-1	6-6
Penalties-Yards.....	3-26	8-70
Possession Time.....	32:43	27:17
Third-Down Conversions.....	3 of 13	6 of 17
Fourth-Down Conversions.....	0 of 1	0 of 2
Red-Zone Scores-Chances.....	2-4	0-2
Sacks By: Number-Yards.....	2-21	0-0

**RUSHING:** Utah-White, John 22-174; Langi, Harvey 4-33; Dunn, Reggie 1-17; Robles, Griff 3-9; Vakapuna, Tauni 6-6; Wynn, Jordan 1-4; TEAM 1-minus 1. BYU-DI LUIGI, JJ 7-31; QUEZADA, Josh 5-7; KARIYA, Bryan 1-4; ALISA, Michael 2-0; NELSON, Riley 3-minus 2; HEAPS, Jake 4-minus 29.

**PASSING:** Utah-Wynn, 16-30-1-239; Hays, 0-1-0-0. BYU-HEAPS, Jake 27-50-1-305; NELSON, Riley 3-6-0-38.

**RECEIVING:** Utah-Rogers, 4-32; Anderson, 3-81; Christopher, 3-58; Murphy, 3-51; Dunn, 1-7; Moeai, 1-6; Williams, 1-4. BYU-HOFFMAN, Cody 8-138; JACOBSON, McKay 6-46; APO, Ross 5-54; MATHEWS, Marcus 3-30; WILSON, Richard 2-16; DI LUIGI, JJ 2-9; HOLT, Austin 1-30; KARIYA, Bryan 1-9; FALSLEV, JD 1-6; MENDENHALL, Zed 1-5.

**INTERCEPTIONS:** Utah-Chappuis, Quade 1-20. BYU-VAN NOY, Kyle 1-5.

**FUMBLES:** Utah-Christopher, De 1-1. BYU-HEAPS, Jake 2-2; NELSON, Riley 1-1; FALSLEV, JD 1-1; DI LUIGI, JJ 1-1; QUEZADA, Josh 1-1.

**SACKS (UA-A):** Utah-Reilly, Trevor 2-0. BYU-None.

**TACKLES (UA-A):** Utah-Walker, 4-1; Reilly, 4-1; Chappuis, 3-2; BYU-OGLETREE, Brandon 2-5; KAVEINGA, Uona 2-4; TUILOMA, Travis 4-0; EASON, Corby 4-0; FUGA, Romney 3-1; FRAZIER, Jameson 3-1; SORENSEN, Daniel 3-1; UALE, Travis 3-1; WAGNER, Jadon 1-3; HADLEY, Preston 2-1; HADLEY, Spencer 2-0; MANUMALEUNA, Eathyn 2-0; SAMPSON, Joe 1-1; JORGENSEN, Austen 1-1; ALISA, Michael 1-1; FANGUPO, Hebron 1-1; RICHARDSON, Jordan 0-2; ANSAH, Ezekiel 1-0; ROWLEY, Graham 1-0; FALSLEV, JD 1-0; FOOTE, David 1-0; HORNUNG, Reed 0-1.



### BYU vs. UCF



PROVO, UTAH – LAVELL EDWARDS STADIUM  
 SEPTEMBER 23, 2011 – ESPN  
 ATTENDANCE: 59,874

	1st	2nd	3rd	4th	Final	
UCF	10	0	7	0	-	17 Record: (2-2)
BYU	3	0	14	7	-	24 Record: (2-2)

#### SCORING SUMMARY

1st 09:58 UCF - CATTOI, Nick 34 yd field goal, 10-63 5:02, UCF 3 - BYU 0  
 06:19 BY - SORENSEN, Justin 37 yd field goal, 11-54 3:32, UCF 3 - BYU 3  
 00:00 UCF - GODFREY, Jeff 10 yd run (CATTOI, Nick kick), 3-17 1:28, UCF 10 - BYU 3  
 3rd 08:13 BY - DI LUIGI, JJ 16 yd run (SORENSEN, Justin kick), 5-38 2:11, UCF 10 - BYU 10  
 04:50 UCF - GODFREY, Jeff 1 yd run (CATTOI, Nick kick), 7-84 3:14, UCF 17 - BYU 10  
 04:37 BY - HOFFMAN, Cody 93 yd kickoff return (SORENSEN, Justin kick), , UCF 17 - BYU 17  
 4th 10:29 BY - KARIYA, Bryan 6 yd run (SORENSEN, Justin kick), 3-23 1:20, UCF 17 - BYU 24

	UCF	BYU
FIRST DOWNS.....	19	16
RUSHES-YARDS (NET).....	34-81	32-127
PASSING YDS (NET).....	318	133
Passes Att-Comp-Int.....	31-21-1	35-16-1
TOTAL OFFENSE PLAYS-YARDS.....	65-399	67-260
Fumble Returns-Yards.....	0-0	0-0
Punt Returns-Yards.....	1-4	1-9
Kickoff Returns-Yards.....	1-16	2-129
Interception Returns-Yards....	1-17	1-1
Punts (Number-Avg).....	4-41.5	6-45.3
Fumbles-Lost.....	4-2	0-0
Penalties-Yards.....	2-12	3-35
Possession Time.....	32:03	27:57
Third-Down Conversions.....	7 of 14	6 of 16
Fourth-Down Conversions.....	0 of 1	1 of 2
Red-Zone Scores-Chances.....	3-5	3-3
Sacks By: Number-Yards.....	1-10	4-28

**RUSHING:** UCF-WEAVER, Ronnie 7-38; MURRAY, L. 12-31; GODFREY, Jeff 11-7; HARVEY, Brynn 2-6; MCDUFFIE, Q. 1-0; TEAM 1-minus 1. BYU-KARIYA, Bryan 14-52; DI LUIGI, JJ 7-38; QUEZADA, Josh 9-26; FOOTE, David 1-21; HEAPS, Jake 1-minus 10.

**PASSING:** UCF-GODFREY, Jeff 17-25-1-272; BORTLES, Blake 4-5-0-46; TEAM 0-1-0-0. BYU-HEAPS, Jake 16-34-1-133; NELSON, Riley 0-1-0-0.

**RECEIVING:** UCF-GUYTON, A.J. 9-163; MCDUFFIE, Q. 5-50; FLOYD, D. 3-33; WORTON, J.J. 2-27; WILLIAMS, K. 1-33; MURRAY, L. 1-12. BYU-MATHEWS, Marcus 4-35; HOFFMAN, Cody 3-24; FALSLEV, JD 2-27; DI LUIGI, JJ 2-16; KARIYA, Bryan 2-11; WILSON, Richard 1-14; JACOBSON, McKay 1-4; MENDENHALL, Zed 1-2.

**INTERCEPTIONS:** UCF-ROBINSON, Josh 1-17. BYU-SAMPSON, Joe 1-1.

**FUMBLES:** UCF-WILLIAMS, 1-0; GODFREY, 1-0; WORTON, 1-1; FLOYD, 1-1. BYU-None.

**SACKS (UA-A):** UCF-NALL, Darius 1-0. BYU-SAMPSON, Joe 1-0; VAN NOY, Kyle 1-0; ROWLEY, Graham 0-1; FRAZIER, Jameson 0-1; MUEHLMANN, Mike 1-0.

**TACKLES (UA-A):** UCF-ISHMAEL, Kemal 8-2; GEATHERS, C. 4-1; WILLINGHAM, L. 2-3; LINAM, Josh 4-0; GRAY, Troy 3-1; ROBINSON, Josh 3-0; SHIPMAN, Ray 3-0; BOUYE, A.J. 2-1; HENDERSON, Cam 2-0; DANKENBRING, L. 2-0; NALL, Darius 2-0; SNIDER, Barry 1-1; GRAY, Victor 1-1; DAVIS, Troy 1-1; CATTOI, Nick 1-0; MCDUFFIE, Q. 1-0; JOSE, Jose 1-0; DAVIS, Jonathan 0-1. BYU-VAN NOY, Kyle 4-4; FANGUPO, Hebron 4-2; WAGNER, Jadon 3-3; OGLETREE, Brandon 2-4; KAVEINGA, Uona 2-3; FRAZIER, Jameson 2-3; EASON, Corby 4-0; HADLEY, Preston 3-1; FUGA, Romney 1-3; MANUMALEUNA, Eathyn 2-1; SAMPSON, Joe 2-1; SORENSEN, Daniel 2-1; ROWLEY, Graham 0-3; MUEHLMANN, Mike 2-0; JORGENSEN, Austen 1-1; UALE, Travis 0-2; ALISA, Michael 1-0; JOHNSON, Jordan 1-0; KARIYA, Bryan 1-0; RICHARDSON, Jordan 0-1; TUILOMA, Travis 0-1.



# 2011 COUGAR FOOTBALL

## GAME-BY-GAME



### BYU vs. UTAH ST.



PROVO, UTAH – LAVELL EDWARDS STADIUM  
 SEPTEMBER 30, 2011 – ESPN  
 ATTENDANCE: 63,513

	1st	2nd	3rd	4th	Final	
Utah State	7	7	7	3	-	24
BYU	10	3	0	14	-	27
						Record: (1-3)
						Record: (3-2)

#### SCORING SUMMARY

1st 14:46 USU - Turbin, Robert 80 yd run (Thompson, Josh kick), 1-80 0:14, USU 7 - BY 0  
 08:05 BY - SORENSEN, Justin 23 yd field goal, 16-68 6:35, USU 7 - BY 3  
 01:47 BY - HEAPS, Jake 1 yd run (SORENSEN, Justin kick), 10-47 4:43, USU 7 - BY 10  
 2nd 04:02 USU - Moats, Eric 13 yd pass from Keeton, Chuckie (Thompson, Josh kick), 13-78 4:01, USU 14 - BY 10  
 00:55 BY - SORENSEN, Justin 29 yd field goal, 11-62 2:54, USU 14 - BY 13  
 3rd 08:37 USU - Turbin, Robert 24 yd pass from Keeton, Chuckie (Thompson, Josh kick), 12-89 4:49, USU 21 - BY 13  
 4th 12:43 USU - Thompson, Josh 21 yd field goal, 12-66 4:55, USU 24 - BY 13  
 10:05 BY - HOFFMAN, Cody 24 yd pass from NELSON, Riley (SORENSEN, Justin kick), 8-60 2:38, USU 24 - BY 20  
 00:11 BY - MATHEWS, Marcus 13 yd pass from NELSON, Riley (SORENSEN, Justin kick), 9-96 2:25, USU 24 - BY 27

	USU	BYU
FIRST DOWNS.....	18	29
RUSHES-YARDS (NET).....	37-284	46-200
PASSING YDS (NET).....	122	251
Passes Att-Comp-Int.....	26-13-0	39-21-0
TOTAL OFFENSE PLAYS-YARDS....	63-406	85-451
Fumble Returns-Yards.....	0-0	0-0
Punt Returns-Yards.....	1-0	2-13
Kickoff Returns-Yards.....	4-57	4-90
Interception Returns-Yards....	0-0	0-0
Punts (Number-Avg).....	5-46.6	4-44.8
Fumbles-Lost.....	1-0	1-1
Penalties-Yards.....	7-45	3-25
Possession Time.....	25:47	34:13
Third-Down Conversions.....	8 of 15	7 of 17
Fourth-Down Conversions.....	0 of 1	2 of 2
Red-Zone Scores-Chances.....	2-2	5-5
Sacks By: Number-Yards.....	0-0	0-0

**RUSHING:** Utah State-Turbin, Robert 9-123; Smith, Michael 9-85; Williams, K. 10-55; Keeton, Chuckie 6-22; Morrison, S. 1-2; Team 2-minus 3. BYU-NELSON, Riley 11-62; DI LUIGI, JJ 11-50; KARIYA, Bryan 11-42; QUEZADA, Josh 10-41; HEAPS, Jake 3-5.

**PASSING:** Utah State-Keeton, Chuckie 13-25-0-122; Thompson, Josh 0-1-0-0. BYU-HEAPS, Jake 11-25-0-107; NELSON, Riley 10-14-0-144.

**RECEIVING:** Utah State-Lloyd, Tarren 3-24; Williams, K. 2-25; Turbin, Robert 2-22; Smith, Michael 2-2; Morrison, S. 1-19; Martin, Xavier 1-13; Moats, Eric 1-13; Austin, Matt 1-4. BYU-MATHEWS, Marcus 6-45; HOFFMAN, Cody 4-68; JACOBSON, McKay 3-49; DI LUIGI, JJ 2-26; HOLT, Austin 2-23; KARIYA, Bryan 2-20; FALSLEV, JD 1-14; APO, Ross 1-6.

**INTERCEPTIONS:** Utah State-None. BYU-None.

**FUMBLES:** Utah State-Vigil, Zach 1-0. BYU-DI LUIGI, JJ 1-1.

**SACKS (UA-A):** Utah State-None. BYU-None.

**TACKLES (UA-A):** Utah State-Wagner, 2-9; BYU-KAVEINGA, Uona 5-3; OGLETREE, Brandon 5-3; EASON, Corby 5-0; VAN NOY, Kyle 3-2; FANGUPO, Hebron 1-4; HADLEY, Spencer 3-1; WAGNER, Jadon 2-2; SORENSEN, Daniel 1-3; UALE, Travis 2-1; SAMPSON, Joe 2-1; FRAZIER, Jameson 1-2; MANUMALEUNA, Eathyn 2-0; ANSAH, Ezekiel 1-0; ROWLEY, Graham 1-0; RICHARDSON, Jordan 1-0; MEES, Carter 1-0; JORGENSEN, Austen 1-0; HAGUE, Mike 1-0; JOHNSON, Jordan 0-1; FUGA, Romney 0-1.



### BYU vs. SAN JOSE ST.



PROVO, UTAH – LAVELL EDWARDS STADIUM  
 OCTOBER 8, 2011 – ESPNU  
 ATTENDANCE: 59,782

	1st	2nd	3rd	4th	Final	
San Jose State	3	3	7	3	-	16
BYU	9	14	3	3	-	29
						Record: (2-4)
						Record: (4-2)

#### SCORING SUMMARY

1st 09:09 BY - TEAM safety, , SJSU 0 - BY 2  
 07:04 BY - WILSON, Richard 21 yd pass from NELSON, Riley (SORENSEN, Justin kick), 5-56 1:58, SJSU 0 - BY 9  
 00:17 SJSU - Alvernik, Jens 24 yd field goal, 13-73 6:41, SJSU 3 - BY 9  
 2nd 10:58 BY - KARIYA, Bryan 1 yd pass from NELSON, Riley (SORENSEN, Justin kick), 9-75 4:13, SJSU 3 - BY 16  
 08:49 BY - JACOBSON, McKay 40 yd pass from NELSON, Riley (SORENSEN, Justin kick), 1-40 0:08, SJSU 3 - BY 23  
 00:03 SJSU - Alvernik, Jens 40 yd field goal, 9-56 4:00, SJSU 6 - BY 23  
 3rd 06:09 SJSU - Simpson, Jason 1 yd run (Alvernik, Jens kick), 12-96 5:28, SJSU 13 - BY 23  
 00:32 BY - SORENSEN, Justin 42 yd field goal, 11-28 5:32, SJSU 13 - BY 26  
 4th 10:41 SJSU - Alvernik, Jens 43 yd field goal, 11-52 4:45, SJSU 16 - BY 26  
 07:23 BY - SORENSEN, Justin 45 yd field goal, 9-45 3:11, SJSU 16 - BY 29

	SJSU	BYU
FIRST DOWNS.....	18	25
RUSHES-YARDS (NET).....	26-70	44-224
PASSING YDS (NET).....	255	219
Passes Att-Comp-Int.....	35-25-2	24-14-2
TOTAL OFFENSE PLAYS-YARDS....	61-325	68-443
Fumble Returns-Yards.....	0-0	0-0
Punt Returns-Yards.....	0-0	1-3
Kickoff Returns-Yards.....	6-134	6-118
Interception Returns-Yards....	2-12	2-41
Punts (Number-Avg).....	2-40.5	0-0.0
Fumbles-Lost.....	0-0	1-1
Penalties-Yards.....	0-0	4-29
Possession Time.....	28:13	31:47
Third-Down Conversions.....	5 of 10	8 of 11
Fourth-Down Conversions.....	0 of 0	0 of 0
Red-Zone Scores-Chances.....	3-3	1-2
Sacks By: Number-Yards.....	0-0	1-9

**RUSHING:** San Jose State-Ervin, Tyler 9-40; Simpson, Jason 10-39; Thompson, Ben 1-0; Jones, Chandler 2-minus 1; TEAM 1-minus 3; Faulkner, Matt 3-minus 5. BYU-ALISA, Michael 16-91; NELSON, Riley 9-65; QUEZADA, Josh 9-47; DI LUIGI, JJ 5-16; KARIYA, Bryan 3-6; TEAM 2-minus 1.

**PASSING:** San Jose State-Faulkner, Matt 25-35-2-255. BYU-NELSON, Riley 14-24-2-219.

**RECEIVING:** San Jose State-Grigsby, Noel 11-88; Otten, Ryan 9-108; Harrison, Josh 1-24; Jones, Chandler 1-11; Simpson, Jason 1-10; Ervin, Tyler 1-9; Liaina, Ina 1-5. BYU-WILSON, Richard 3-66; APO, Ross 3-41; JACOBSON, McKay 2-63; KARIYA, Bryan 2-11; HOLT, Austin 1-16; DI LUIGI, JJ 1-12; HOFFMAN, Cody 1-8; FALSLEV, JD 1-2.

**INTERCEPTIONS:** San Jose State-Orth, James 1-9; Benwikere, Bene 1-3. BYU-VAN NOY, Kyle 1-31; UALE, Travis 1-10.

**FUMBLES:** San Jose State-None. BYU-NELSON, Riley 1-1.

**SACKS (UA-A):** San Jose State-None. BYU-PENDLETON, Jordan 1-0.

**TACKLES (UA-A):** San Jose State-Smith, Keith 12-4; BYU-OGLETREE, Brandon 8-2; HADLEY, Preston 5-0; PENDLETON, Jordan 5-0; UALE, Travis 4-0; VAN NOY, Kyle 3-1; WAGNER, Jadon 3-1; FUGA, Romney 3-0; SORENSEN, Daniel 2-1; HADLEY, Spencer 1-2; FRAZIER, Jameson 2-0; MANUMALEUNA, Eathyn 2-0; PUTNAM, Matt 1-1; JACOBSON, McKay 1-0; DI LUIGI, JJ 1-0; KAVEINGA, Uona 1-0; GALEA'I, Jray 1-0; MEES, Carter 1-0; HAGUE, Mike 1-0; JORGENSEN, Austen 0-1; JOHNSON, Jordan 0-1; SORENSEN, Justin 0-1; EASON, Corby 0-1.



# 2011 COUGAR FOOTBALL

## GAME-BY-GAME



### BYU vs. OREGON ST.



CORVALLIS, OREGON – RESER STADIUM

OCTOBER 15, 2011 – KBYU/FOX COLLEGE SPORTS

ATTENDANCE: 42,584

	1st	2nd	3rd	4th	Final	
BYU	7	7	10	14	-	38
Oregon State	0	14	7	7	-	28
						Record: (5-2)
						Record: (1-5)

#### SCORING SUMMARY

1st 05:02 BY - ALISA, Michael 10 yd run (SORENSEN, Justin kick), 12-82 7:28, BY 7 - OSU 0  
 2nd 09:23 BY - DI LUIGI, JJ 3 yd run (SORENSEN, Justin kick), 9-50 4:48, BY 14 - OSU 0  
 03:51 OSU - Mannion, Sean 1 yd run (Romaine, Trevor kick), 11-72 5:24, BY 14 - OSU 7  
 01:18 OSU - Poyer, Jordan 51 yd interception return (Romaine, Trevor kick), , BY 14 - OSU 14  
 3rd 11:16 BY - HOFFMAN, Cody 12 yd pass from NELSON, Riley (SORENSEN, Justin kick), 7-80 3:44, BY 21 - OSU 14  
 03:26 BY - SORENSEN, Justin 33 yd field goal, 6-20 1:41, BY 24 - OSU 14  
 02:08 OSU - Cooks, Brandin 59 yd pass from Mannion, Sean (Romaine, Trevor kick), 3-77 1:12, BY 24 - OSU 21  
 4th 10:39 BY - FALSLEV, JD 2 yd pass from NELSON, Riley (SORENSEN, Justin kick), 12-66 6:24, BY 31 - OSU 21  
 03:37 BY - FRIEL, Kaneakua 8 yd pass from NELSON, Riley (SORENSEN, Justin kick), 6-69 3:32, BY 38 - OSU 21  
 00:23 OSU - Stevenson, J. 2 yd run (Romaine, Trevor kick), 15-73 3:09, BY 38 - OSU 28

	BYU	OSU
FIRST DOWNS.....	25	21
RUSHES-YARDS (NET).....	48-282	23-59
PASSING YDS (NET).....	217	306
Passes Att-Comp-Int.....	29-17-1	43-27-2
TOTAL OFFENSE PLAYS-YARDS.....	77-499	66-365
Fumble Returns-Yards.....	0-0	0-0
Punt Returns-Yards.....	0-0	0-0
Kickoff Returns-Yards.....	2-40	7-171
Interception Returns-Yards....	2-43	1-51
Punts (Number-Avg).....	1-36.0	1-42.0
Fumbles-Lost.....	2-1	2-2
Penalties-Yards.....	10-79	8-55
Possession Time.....	33:36	26:24
Third-Down Conversions.....	11 of 14	5 of 12
Fourth-Down Conversions.....	0 of 0	2 of 2
Red-Zone Scores-Chances.....	6-6	2-3
Sacks By: Number-Yards.....	1-3	2-11

**RUSHING:** BYU-NELSON, Riley 12-87; ALISA, Michael 20-84; DI LUIGI, JJ 8-74; QUEZADA, Josh 3-26; KARIYA, Bryan 3-9; HOFFMAN, Cody 1-3; TEAM 1-minus 1. Oregon State-Agnew, Malcolm 10-49; Stevenson, J. 8-10; Rodgers, James 1-6; Mannion, Sean 2-minus 2; Wheaton, Markus 2-minus 4.

**PASSING:** BYU-NELSON, Riley 17-27-1-217; TEAM 0-2-0-0. Oregon State-Mannion, S 27-43-2-306.

**RECEIVING:** BYU-HOFFMAN, Cody 9-162; FALSLEV, JD 3-18; HOLT, Austin 1-17; FRIEL, Kaneakua 1-8; WILSON, Richard 1-5; APO, Ross 1-4; DI LUIGI, JJ 1-3. Oregon State-Wheaton, Markus 8-104; Rodgers, James 4-47; Stevenson, J. 4-26; Cooks, Brandin 3-90; Halahuni, Joe 3-21; Jenkins, Jordan 3-14; York, Clayton 1-5; Prince, Colby 1-minus 1.

**INTERCEPTIONS:** BYU-VAN NOY, Kyle 1-43; OGLETREE, Brandon 1-0. Oregon State-Poyer, J. 1-51.

**FUMBLES:** BYU-NELSON, Riley 1-0; ALISA, Michael 1-1. Oregon State-Prince, Colby 1-1; Agnew, Malcolm 1-1.

**SACKS (UA-A):** BYU-PENDLETON, Jordan 1-0. Oregon State-Welch, D.J. 1-0; Henry, Taylor 1-0.

**TACKLES (UA-A):** BYU-HADLEY, Preston 5-6; PENDLETON, Jordan 5-1; OGLETREE, Brandon 2-4; KAVEINGA, Uona 2-4; UALE, Travis 3-2; VAN NOY, Kyle 4-0; HADLEY, Spencer 2-2; SORENSEN, Daniel 2-2; EASON, Corby 3-0; PUTNAM, Matt 2-1; JOHNSON, Jordan 0-3; MANUMALEUNA, Eathyn 0-3; WAGNER, Jadon 1-1; FRAZIER, Jameson 1-1; ROWLEY, Graham 1-1; FUGA, Romney 0-2; SAMPSON, Joe 1-0; FRIEL, Kaneakua 1-0; MARSHALL, Matt 1-0; FOOTE, David 0-1; ANSAH, Ezekiel 0-1; MEES, Carter 0-1. Oregon State-Reynolds, R. 10-4; Doctor, Michael 5-8; Watkins, A. 0-11



### BYU vs. IDAHO ST.



PROVO, UTAH – LAVELL EDWARDS STADIUM

OCTOBER 22, 2011 – BYUTV

ATTENDANCE: 60,043

	1st	2nd	3rd	4th	Final	
Idaho State	3	0	0	0	-	3
BYU	14	21	14	7	-	56
						Record: (2-6)
						Record: (6-2)

#### SCORING SUMMARY

1st 12:16 BY - APO, Ross 15 yd pass from NELSON, Riley (SORENSEN, Justin kick), 1-15 0:07, ISU 0 - BY 7  
 05:09 ISU - Brendon Garcia 34 yd field goal, 19-63 7:07, ISU 3 - BY 7  
 03:35 BY - ALISA, Michael 42 yd run (SORENSEN, Justin kick), 4-60 1:27, ISU 3 - BY 14  
 2nd 08:23 BY - DI LUIGI, JJ 12 yd run (SORENSEN, Justin kick), 7-50 3:31, ISU 3 - BY 21  
 03:57 BY - NELSON, Riley 16 yd run (SORENSEN, Justin kick), 7-79 2:50, ISU 3 - BY 28  
 00:41 BY - HOFFMAN, Cody 7 yd pass from NELSON, Riley (SORENSEN, Justin kick), 9-99 1:54, ISU 3 - BY 35  
 3rd 10:41 BY - HOFFMAN, Cody 19 yd pass from NELSON, Riley (SORENSEN, Justin kick), 6-91 3:11, ISU 3 - BY 42  
 02:26 BY - SORENSEN, Daniel 30 yd interception return (SORENSEN, Justin kick), , ISU 3 - BY 49  
 4th 06:46 BY - QUEZADA, Josh 8 yd run (SORENSEN, Justin kick), 7-64 3:30, ISU 3 - BY 56

	ISU	BYU
FIRST DOWNS.....	17	33
RUSHES-YARDS (NET).....	19-204	4-290
PASSING YDS (NET).....	231	282
Passes Att-Comp-Int.....	60-34-3	27-19-1
TOTAL OFFENSE PLAYS-YARDS.....	79-251	71-572
Fumble Returns-Yards.....	0-0	0-0
Punt Returns-Yards.....	0-0	3-51
Kickoff Returns-Yards.....	5-89	2-18
Interception Returns-Yards....	1-0	3-72
Punts (Number-Avg).....	6-41.7	2-43.5
Fumbles-Lost.....	0-0	4-2
Penalties-Yards.....	8-65	9-90
Possession Time.....	30:16	29:27
Third-Down Conversions.....	5 of 18	6 of 10
Fourth-Down Conversions.....	2 of 3	2 of 2
Red-Zone Scores-Chances.....	1-1	6-7
Sacks By: Number-Yards.....	0-0	6-33

**RUSHING:** Idaho State-Aaron Prier 1-21; Jarrod Daniels 5-6; Justin Arias 2-3; Kevin Yost 11-minus 10. BYU-ALISA, Michael 8-66; NELSON, Riley 7-62; QUEZADA, Josh 11-59; DI LUIGI, JJ 6-42; FOOTE, David 4-30; KARIYA, Bryan 4-22; FOLSOM, Ryan 2-5; HEAPS, Jake 2-4.

**PASSING:** Idaho State-Kevin Yost 26-46-1-174; Justin Arias 8-14-2-57. BYU-NELSON, Riley 11-17-0-215; HEAPS, Jake 8-10-1-67.

**RECEIVING:** Idaho State-Rodrick Rumble 10-83; Josh Hill 6-36; Derek Graves 5-47; Jarrod Daniels 5-31; Anthony Boyles 4-17; Luke Austin 2-13; Aaron Prier 1-4; Austin Graves 1-0. BYU-APO, Ross 5-71; HOFFMAN, Cody 5-71; JACOBSON, McKay 2-25; FALSLEV, JD 2-20; CUTLER, Dallin 2-10; DI LUIGI, JJ 1-57; HOLT, Austin 1-18; FRIEL, Kaneakua 1-10.

**INTERCEPTIONS:** Idaho State-Ryan Coleman 1-0. BYU-JOHNSON, Jordan 1-42; SORENSEN, Daniel 1-30; UALE, Travis 1-0.

**FUMBLES:** Idaho State-None. BYU-JOHNSON, J 1-1; FOOTE, D 1-1; QUEZADA, J 1-0; NELSON, Ri 1-0.

**SACKS (UA-A):** Idaho State-None. BYU-VAN NOY, K 2-0; PENDLETON, J 2-0; FUA, A 1-0; FRAZIER, J 1-0.

**TACKLES (UA-A):** Idaho State-Basim Hudeen 7-5; BYU-PENDLETON, Jordan 5-1; HADLEY, Spencer 3-3; EASON, Corby 4-1; FRAZIER, Jameson 3-2; KAVEINGA, Uona 4-0; VAN NOY, Kyle 4-0; MEES, Carter 3-1; HADLEY, Preston 1-3; SAMPSON, Joe 2-0; FUA, Alani 2-0; UALE, Travis 2-0; HAGUE, Mike 2-0; LEUNG-WAI, Aveni 2-0; OGLETREE, Brandon 1-1; ROWLEY, Graham 1-1; MATHEWS, Marcus 1-0; PENDLEY, Chase 1-0; HOFFMAN, Cody 1-0; EVERETT, DeQuan 1-0; PROBERT, Seth 1-0; JORGENSEN, Austen 1-0; TUILOMA, Travis 1-0; VEA, Simote 1-0; MARSHALL, Matt 0-1; FOOTE, David 0-1; JOHNSON, Jordan 0-1.



**2011 BYU Cougars**  
**BYU Overall Team Statistics (as of Oct 22, 2011)**  
**All games**

<b>Team Statistics</b>	<b>BY</b>	<b>OPP</b>
SCORING	214	172
Points Per Game	26.8	21.5
FIRST DOWNS	182	140
Rushing	74	47
Passing	95	79
Penalty	13	14
RUSHING YARDAGE	1268	985
Yards gained rushing	1399	1141
Yards lost rushing	131	156
Rushing Attempts	290	248
Average Per Rush	4.4	4.0
Average Per Game	158.5	123.1
TDs Rushing	9	11
PASSING YARDAGE	1862	1739
Comp-Att-Int	163-286-9	164-275-11
Average Per Pass	6.5	6.3
Average Per Catch	11.4	10.6
Average Per Game	232.8	217.4
TDs Passing	14	5
TOTAL OFFENSE	3130	2724
Total Plays	576	523
Average Per Play	5.4	5.2
Average Per Game	391.2	340.5
KICK RETURNS: #-Yards	31-684	30-604
PUNT RETURNS: #-Yards	14-132	7-101
INT RETURNS: #-Yards	11-162	9-196
KICK RETURN AVERAGE	22.1	20.1
PUNT RETURN AVERAGE	9.4	14.4
INT RETURN AVERAGE	14.7	21.8
FUMBLES-LOST	15-11	11-7
PENALTIES-Yards	46-393	40-289
Average Per Game	49.1	36.1
PUNTS-Yards	29-1226	30-1354
Average Per Punt	42.3	45.1
Net punt average	35.3	37.4
TIME OF POSSESSION/Game	30:59	28:59
3RD-DOWN Conversions	55/112	40/106
3rd-Down Pct	49%	38%
4TH-DOWN Conversions	5/9	5/12
4th-Down Pct	56%	42%
SACKS BY-Yards	12-73	7-61
MISC YARDS	0	60
TOUCHDOWNS SCORED	26	20
FIELD GOALS-ATTEMPTS	10-14	11-15
ON-SIDE KICKS	0-0	1-1
RED-ZONE SCORES	(26-31) 84%	(18-25) 72%
RED-ZONE TOUCHDOWNS	(19-31) 61%	(9-25) 36%
PAT-ATTEMPTS	(26-26) 100%	(19-20) 95%
ATTENDANCE	306954	198703
Games/Avg Per Game	5/61391	3/66234
Neutral Site Games		0/0

<b>Score by Quarters</b>	<b>1st</b>	<b>2nd</b>	<b>3rd</b>	<b>4th</b>	<b>oT</b>	<b>Total</b>
BYU	52	59	44	59	0	214
Opponents	30	37	58	47	0	172

**2011 BYU Cougars**  
**BYU Overall Individual Statistics (as of Oct 22, 2011)**  
**All games**

<b>Rushing</b>	<b>gp</b>	<b>att</b>	<b>gain</b>	<b>loss</b>	<b>net</b>	<b>avg</b>	<b>td</b>	<b>lg</b>	<b>avg/g</b>
DI LUIGI, JJ	8	70	357	11	346	4.9	3	41	43.2
NELSON, Riley	8	44	315	31	284	6.5	1	22	35.5
ALISA, Michael	8	47	247	4	243	5.2	2	42	30.4
QUEZADA, Josh	8	56	237	10	227	4.1	1	15	28.4
KARIYA, Bryan	8	47	171	1	170	3.6	1	10	21.2
FOOTE, David	8	5	51	0	51	10.2	0	21	6.4
FOLSOM, Ryan	8	2	5	0	5	2.5	0	3	0.6
HOFFMAN, Cody	8	1	3	0	3	3.0	0	3	0.4
TEAM	5	4	0	4	-4	-1.0	0	0	-0.8
HEAPS, Jake	6	14	13	70	-57	-4.1	1	3	-9.5
<b>Total</b>	<b>8</b>	<b>290</b>	<b>1399</b>	<b>131</b>	<b>1268</b>	<b>4.4</b>	<b>9</b>	<b>42</b>	<b>158.5</b>
<b>Opponents</b>	<b>8</b>	<b>248</b>	<b>1141</b>	<b>156</b>	<b>985</b>	<b>4.0</b>	<b>11</b>	<b>80</b>	<b>123.1</b>

<b>Passing</b>	<b>gp</b>	<b>effic</b>	<b>comp-att-int</b>	<b>pct</b>	<b>yds</b>	<b>td</b>	<b>lg</b>	<b>avg/g</b>
HEAPS, Jake	6	98.63	108-195-6	55.4	1029	3	37	171.5
NELSON, Riley	8	174.46	55-89-3	61.8	833	11	57	104.1
TEAM	5	0.00	0-2-0	0.0	0	0	0	0.0
<b>Total</b>	<b>8</b>	<b>121.54</b>	<b>163-286-9</b>	<b>57.0</b>	<b>1862</b>	<b>14</b>	<b>57</b>	<b>232.8</b>
<b>Opponents</b>	<b>8</b>	<b>110.75</b>	<b>164-275-11</b>	<b>59.6</b>	<b>1739</b>	<b>5</b>	<b>59</b>	<b>217.4</b>

<b>Receiving</b>	<b>gp</b>	<b>no.</b>	<b>yds</b>	<b>avg</b>	<b>td</b>	<b>lg</b>	<b>avg/g</b>
HOFFMAN, Cody	8	33	491	14.9	4	46	61.4
APO, Ross	8	22	262	11.9	4	32	32.8
JACOBSON, McKay	8	19	229	12.1	1	40	28.6
DI LUIGI, JJ	8	17	179	10.5	0	57	22.4
MATHEWS, Marcus	8	16	146	9.1	1	17	18.2
FALSLEV, JD	8	13	107	8.2	1	19	13.4
WILSON, Richard	7	11	130	11.8	1	35	18.6
HOLT, Austin	8	10	171	17.1	0	30	21.4
KARIYA, Bryan	8	10	71	7.1	1	12	8.9
ALISA, Michael	8	4	33	8.2	0	26	4.1
FRIEL, Kaneakua	7	2	18	9.0	1	10	2.6
CUTLER, Dallin	6	2	10	5.0	0	6	1.7
QUEZADA, Josh	8	2	8	4.0	0	7	1.0
MENDENHALL, Zed	8	2	7	3.5	0	5	0.9
<b>Total</b>	<b>8</b>	<b>163</b>	<b>1862</b>	<b>11.4</b>	<b>14</b>	<b>57</b>	<b>232.8</b>
<b>Opponents</b>	<b>8</b>	<b>164</b>	<b>1739</b>	<b>10.6</b>	<b>5</b>	<b>59</b>	<b>217.4</b>

<b>Punt Returns</b>	<b>no.</b>	<b>yds</b>	<b>avg</b>	<b>td</b>	<b>lg</b>
FALSLEV, JD	11	77	7.0	0	27
JACOBSON, McKay	2	24	12.0	0	24
VAN NOY, Kyle	1	31	31.0	0	6
<b>Total</b>	<b>14</b>	<b>132</b>	<b>9.4</b>	<b>0</b>	<b>27</b>
<b>Opponents</b>	<b>7</b>	<b>101</b>	<b>14.4</b>	<b>0</b>	<b>44</b>

<b>Interceptions</b>	<b>no.</b>	<b>yds</b>	<b>avg</b>	<b>td</b>	<b>lg</b>
UALE, Travis	3	10	3.3	0	10
VAN NOY, Kyle	3	79	26.3	0	43
SORENSEN, Danie	2	30	15.0	1	30
OGLETREE, Brand	1	0	0.0	0	0
SAMPSON, Joe	1	1	1.0	0	1
JOHNSON, Jordan	1	42	42.0	0	42
<b>Total</b>	<b>11</b>	<b>162</b>	<b>14.7</b>	<b>1</b>	<b>43</b>
<b>Opponents</b>	<b>9</b>	<b>196</b>	<b>21.8</b>	<b>2</b>	<b>96</b>

<b>Kick Returns</b>	<b>no.</b>	<b>yds</b>	<b>avg</b>	<b>td</b>	<b>lg</b>
HOFFMAN, Cody	21	513	24.4	1	93
JOHNSON, Jordan	5	99	19.8	0	28
HAGUE, Mike	3	61	20.3	0	24
FALSLEV, JD	2	11	5.5	0	8
<b>Total</b>	<b>31</b>	<b>684</b>	<b>22.1</b>	<b>1</b>	<b>93</b>
<b>Opponents</b>	<b>30</b>	<b>604</b>	<b>20.1</b>	<b>0</b>	<b>57</b>

<b>Fumble Returns</b>	<b>no.</b>	<b>yds</b>	<b>avg</b>	<b>td</b>	<b>lg</b>
VAN NOY, Kyle	1	3	3.0	1	3
<b>Total</b>	<b>1</b>	<b>3</b>	<b>3.0</b>	<b>1</b>	<b>3</b>
<b>Opponents</b>	<b>1</b>	<b>57</b>	<b>57.0</b>	<b>2</b>	<b>57</b>

**2011 BYU Cougars  
BYU Overall Individual Statistics (as of Oct 22, 2011)  
All games**

Scoring	td	fg	PAT				dpx	saf	pts
			kick	rush	rcv	pass			
SORENSEN, Justi	-	10-14	26-26	-	-	-	-	-	56
HOFFMAN, Cody	5	-	-	-	-	-	-	-	30
APO, Ross	4	-	-	-	-	-	-	-	24
DI LUIGI, JJ	3	-	-	-	-	-	-	-	18
KARIYA, Bryan	2	-	-	-	-	-	-	-	12
ALISA, Michael	2	-	-	-	-	-	-	-	12
WILSON, Richard	1	-	-	-	-	-	-	-	6
QUEZADA, Josh	1	-	-	-	-	-	-	-	6
HEAPS, Jake	1	-	-	-	-	-	-	-	6
NELSON, Riley	1	-	-	-	-	-	-	-	6
FRIEL, Kaneakua	1	-	-	-	-	-	-	-	6
MATHEWS, Marcus	1	-	-	-	-	-	-	-	6
FALSLEV, JD	1	-	-	-	-	-	-	-	6
JACOBSON, McKay	1	-	-	-	-	-	-	-	6
SORENSEN, Danie	1	-	-	-	-	-	-	-	6
VAN NOY, Kyle	1	-	-	-	-	-	-	-	6
TEAM	-	-	-	-	-	-	1	-	2
Total	26	10-14	26-26	-	-	-	-	1	214
Opponents	20	11-15	19-20	-	-	-	-	-	172

Total Offense	g	plays	rush	pass	total	avg/g
NELSON, Riley	8	133	284	833	1117	139.6
HEAPS, Jake	6	209	-57	1029	972	162.0
DI LUIGI, JJ	8	70	346	0	346	43.2
ALISA, Michael	8	47	243	0	243	30.4
QUEZADA, Josh	8	56	227	0	227	28.4
KARIYA, Bryan	8	47	170	0	170	21.2
FOOTE, David	8	5	51	0	51	6.4
FOLSOM, Ryan	8	2	5	0	5	0.6
HOFFMAN, Cody	8	1	3	0	3	0.4
TEAM	5	6	-4	0	-4	-0.8
Total	8	576	1268	1862	3130	391.2
Opponents	8	523	985	1739	2724	340.5

Field Goals	fg	pct.	01-19	20-29	30-39	40-49	50-99	lg	blk
SORENSEN, Justi	10-14	71.4	0-0	2-2	5-6	3-4	0-2	46	1

FG Sequence	BYU	Opponents
Ole Miss	31	(20),(29)
Texas	(30),(33),(32)	(23)
Utah	(46)	29,(39),(20)
UCF	(37)	(34),35
Utah State	(23),(29),47	(21)
San Jose State	(42),(45)	(24),(40),(43)
Oregon State	50,53,(33)	41,48
Idaho State	-	(34)

Punting	no.	yds	avg	lg	tb	fc	i20	50+	blk
STEPHENSON, Ril	29	1226	42.3	67	5	6	8	9	0
Total	29	1226	42.3	67	5	6	8	9	0
Opponents	30	1354	45.1	73	5	2	10	10	1

Kickoffs	no.	yds	avg	tb	ob	retn	net	ydln
SORENSEN, Justi	42	2808	66.9	11	2			
SMITH, Brian	2	128	64.0	0	1			
Total	44	2936	66.7	11	3	20.1	48.0	22
Opponents	39	2477	63.5	7	1	22.1	42.4	27

Numbers in (parentheses) indicate field goal was made.

**2011 BYU Cougars**  
**BYU Overall Individual Statistics (as of Oct 22, 2011)**  
**All games**

<b>All Purpose</b>	<b>g</b>	<b>rush</b>	<b>rcv</b>	<b>pr</b>	<b>kr</b>	<b>ir</b>	<b>total</b>	<b>avg/g</b>
HOFFMAN, Cod	8	3	491	0	513	0	1007	125.9
DI LUIGI, JJ	8	346	179	0	0	0	525	65.6
NELSON, Riley	8	284	0	0	0	0	284	35.5
ALISA, Michael	8	243	33	0	0	0	276	34.5
APO, Ross	8	0	262	0	0	0	262	32.8
JACOBSON, Mc	8	0	229	24	0	0	253	31.6
KARIYA, Bryan	8	170	71	0	0	0	241	30.1
QUEZADA, Josh	8	227	8	0	0	0	235	29.4
FALSLEV, JD	8	0	107	77	11	0	195	24.4
HOLT, Austin	8	0	171	0	0	0	171	21.4
MATHEWS, Mar	8	0	146	0	0	0	146	18.2
JOHNSON, Jord	8	0	0	0	99	42	141	17.6
WILSON, Richar	7	0	130	0	0	0	130	18.6
VAN NOY, Kyle	8	0	0	31	0	79	110	13.8
HAGUE, Mike	7	0	0	0	61	0	61	8.7
FOOTE, David	8	51	0	0	0	0	51	6.4
SORENSEN, Da	8	0	0	0	0	30	30	3.8
FRIEL, Kaneaku	7	0	18	0	0	0	18	2.6
CUTLER, Dallin	6	0	10	0	0	0	10	1.7
UALE, Travis	8	0	0	0	0	10	10	1.2
MENDENHALL,	8	0	7	0	0	0	7	0.9
FOLSOM, Ryan	8	5	0	0	0	0	5	0.6
SAMPSON, Joe	8	0	0	0	0	1	1	0.1
TEAM	5	-4	0	0	0	0	-4	-0.8
HEAPS, Jake	6	-57	0	0	0	0	-57	-9.5
<b>Total</b>	<b>8</b>	<b>1268</b>	<b>1862</b>	<b>132</b>	<b>684</b>	<b>162</b>	<b>4108</b>	<b>513.5</b>
<b>Opponents</b>	<b>8</b>	<b>985</b>	<b>1739</b>	<b>101</b>	<b>604</b>	<b>196</b>	<b>3625</b>	<b>453.1</b>

**2011 BYU Cougars**  
**BYU Overall Defensive Statistics (as of Oct 22, 2011)**  
**All games**

##	Defensive Leaders	gp	Tackles			tfl/yds	Sacks no-yds	Pass defense			Fumbles		blkd	
			ua	a	tot			int-yds	brup	qbh	rcv-yds	ff	kick	saf
44	OGLETREE, Brand	7	21	24	45	2.5-5	.	1-0	.	.	1-0	2	.	.
4	KAVEINGA, Uona	8	19	19	38	3.0-7	.	.	1	1	1-0	3	.	.
3	VAN NOY, Kyle	8	24	12	36	6.0-46	3.0-20	3-79	3	5	1-3	1	1	.
0C	HADLEY, Spencer	8	18	15	33	0.5-1	.	.	.	.	.	.	.	.
0J	SORENSEN, Danie	8	17	15	32	2.0-2	.	2-30	2	.	1-0	.	.	.
23	UALE, Travis	8	21	11	32	.	.	3-10	3	.	.	.	.	.
25	EASON, Corby	8	26	5	31	1.0-4	.	.	11	.	.	1	.	.
7	HADLEY, Preston	8	19	12	31	.	.	.	8	.	.	.	.	.
49	WAGNER, Jadon	8	15	13	28	1.0-1	.	.	.	.	.	.	.	.
1	PENDLETON, Jord	6	19	7	26	8.5-25	4.0-18	.	1	2	.	.	.	.
48	FRAZIER, Jameso	8	13	9	22	4.0-21	1.5-11	.	.	4	1-0	.	.	.
55	MANUMALEUNA, Ea	8	13	8	21	.	.	.	.	.	.	.	.	.
91	FANGUPO, Hebron	8	9	9	18	5.5-11	.	.	2	3	.	.	.	.
98	FUGA, Romney	7	10	7	17	1.0-1	.	.	.	.	.	.	.	.
5	SAMPSON, Joe	8	11	5	16	3.0-14	1.0-9	1-1	1	1	.	.	.	.
92	ROWLEY, Graham	8	5	5	10	0.5-4	0.5-4	.	1	2	.	.	.	.
15	MEES, Carter	8	8	2	10	.	.	.	.	1	.	.	.	.
97	TUILOMA, Travis	8	6	1	7	1.0-3	.	.	1	.	.	.	.	.
34	JORGENSEN, Aust	8	4	3	7	.	.	.	.	.	.	.	.	.
0G	JOHNSON, Jordan	8	1	6	7	.	.	1-42	.	.	.	.	.	.
42	ALISA, Michael	8	4	1	5	.	.	.	.	.	1-0	1	.	.
4B	PUTNAM, Matt	3	3	2	5	2.0-3	.	.	3	.	1-0	.	.	.
32	HAGUE, Mike	7	4	.	4	.	.	.	.	.	.	.	.	.
94	RICHARDSON, Jor	7	1	3	4	0.5-1	.	.	.	.	.	.	.	.
27	FOOTE, David	8	1	2	3	.	.	.	.	.	.	.	.	.
47	ANSAH, Ezekiel	7	2	1	3	.	.	.	.	1	.	.	.	.
19	MARSHALL, Matt	8	1	1	2	.	.	.	.	.	.	.	.	.
31	LEUNG-WAI, Aven	2	2	.	2	.	.	.	.	.	.	.	.	.
37	SORENSEN, Justi	8	1	1	2	.	.	.	.	.	.	.	.	.
36	FUA, Alani	4	2	.	2	1.0-6	1.0-6	.	1	.	.	.	.	.
95	MUEHLMANN, Mike	4	2	.	2	1.0-5	1.0-5	.	.	.	.	1	.	.
11	APO, Ross	8	1	.	1	.	.	.	.	.	.	.	.	.
96	HORNUNG, Reed	8	.	1	1	.	.	.	.	.	.	.	.	.
33	KARIYA, Bryan	8	1	.	1	.	.	.	.	.	.	.	.	.
10	DI LUIGI, JJ	8	1	.	1	.	.	.	.	.	.	.	.	.
2A	PENDLEY, Chase	3	1	.	1	.	.	.	.	.	.	.	.	.
93	VEA, Simote	8	1	.	1	1.0-4	.	.	.	1	.	.	.	.
11	GALEA'I, Jay	4	1	.	1	.	.	.	.	.	.	.	.	.
2	HOFFMAN, Cody	8	1	.	1	.	.	.	.	.	.	.	.	.
12	FALSLEV, JD	8	1	.	1	.	.	.	.	.	.	.	.	.
99	STEPHENSON, Ril	7	1	.	1	.	.	.	.	.	.	.	.	.
82	FRIEL, Kaneakua	7	1	.	1	.	.	.	.	.	.	.	.	.
80	MATHEWS, Marcus	8	1	.	1	.	.	.	.	.	.	.	.	.
6	JACOBSON, McKay	8	1	.	1	.	.	.	.	.	.	.	.	.
38	PROBERT, Seth	1	1	.	1	.	.	.	.	.	.	.	.	.
21	EVERETT, DeQuan	3	1	.	1	.	.	.	.	.	.	.	.	.
TM	TEAM	5	.	.	.	.	.	.	1	.	.	.	.	1
26	BUCKNER, Robbie	5	.	.	.	.	.	.	1	.	.	.	.	.
Total		8	316	200	516	45-164	12-73	11-162	40	21	7-3	9	1	1
Opponents		8	332	246	578	29-126	7-61	9-196	35	18	11-57	12	1	.

**2011 BYU Cougars**  
**BYU Combined Team Statistics (as of Oct 22, 2011)**  
**All games**

Date	Opponent	Score	Att.	Record:	Overall	Home	Away	Neutral
Sep 03, 2011	at Ole Miss	W 14-13	55124	All games	6-2	4-1	2-1	0-0
Sep 10, 2011	at #24 Texas	L 16-17	100995	Conference	0-0	0-0	0-0	0-0
Sep 17, 2011	UTAH	L 10-54	63742	Non-Conference	6-2	4-1	2-1	0-0
Sep 23, 2011	UCF	W 24-17	59874					
Sep 30, 2011	UTAH STATE	W 27-24	63513					
Oct 08, 2011	SAN JOSE STATE	W 29-16	59782					
Oct 15, 2011	at Oregon State	W 38-28	42584					
Oct 22, 2011	IDAHO STATE	W 56-3	60043					

Rushing	gp	att	gain	loss	net	avg	td	lg	avg/g
DI LUIGI, JJ	8	70	357	11	346	4.9	3	41	43.2
NELSON, Riley	8	44	315	31	284	6.5	1	22	35.5
ALISA, Michael	8	47	247	4	243	5.2	2	42	30.4
QUEZADA, Josh	8	56	237	10	227	4.1	1	15	28.4
KARIYA, Bryan	8	47	171	1	170	3.6	1	10	21.2
FOOTE, David	8	5	51	0	51	10.2	0	21	6.4
FOLSOM, Ryan	8	2	5	0	5	2.5	0	3	0.6
HOFFMAN, Cody	8	1	3	0	3	3.0	0	3	0.4
TEAM	5	4	0	4	-4	-1.0	0	0	-0.8
HEAPS, Jake	6	14	13	70	-57	-4.1	1	3	-9.5
Total	8	290	1399	131	1268	4.4	9	42	158.5
Opponents	8	248	1141	156	985	4.0	11	80	123.1

Passing	gp	effic	comp-att-int	pct	yds	td	lg	avg/g
HEAPS, Jake	6	98.63	108-195-6	55.4	1029	3	37	171.5
NELSON, Riley	8	174.46	55-89-3	61.8	833	11	57	104.1
TEAM	5	0.00	0-2-0	0.0	0	0	0	0.0
Total	8	121.54	163-286-9	57.0	1862	14	57	232.8
Opponents	8	110.75	164-275-11	59.6	1739	5	59	217.4

Receiving	gp	no.	yds	avg	td	lg	avg/g
HOFFMAN, Cody	8	33	491	14.9	4	46	61.4
APO, Ross	8	22	262	11.9	4	32	32.8
JACOBSON, McKay	8	19	229	12.1	1	40	28.6
DI LUIGI, JJ	8	17	179	10.5	0	57	22.4
MATHEWS, Marcus	8	16	146	9.1	1	17	18.2
FALSLEV, JD	8	13	107	8.2	1	19	13.4
WILSON, Richard	7	11	130	11.8	1	35	18.6
HOLT, Austin	8	10	171	17.1	0	30	21.4
KARIYA, Bryan	8	10	71	7.1	1	12	8.9
ALISA, Michael	8	4	33	8.2	0	26	4.1
FRIEL, Kaneakua	7	2	18	9.0	1	10	2.6
CUTLER, Dallin	6	2	10	5.0	0	6	1.7
QUEZADA, Josh	8	2	8	4.0	0	7	1.0
MENDENHALL, Zed	8	2	7	3.5	0	5	0.9
Total	8	163	1862	11.4	14	57	232.8
Opponents	8	164	1739	10.6	5	59	217.4

Field Goals	fg	pct.	01-19	20-29	30-39	40-49	50-99	lg	blk
SORENSEN, Justi	10-14	71.4	0-0	2-2	5-6	3-4	0-2	46	1

Scoring	td	fg	PAT			dpx	saf	pts
			kick	rush	rcv			
SORENSEN, Justi	-	10-14	26-26	-	-	-	-	56
HOFFMAN, Cody	5	-	-	-	-	-	-	30
APO, Ross	4	-	-	-	-	-	-	24
DI LUIGI, JJ	3	-	-	-	-	-	-	18
ALISA, Michael	2	-	-	-	-	-	-	12
KARIYA, Bryan	2	-	-	-	-	-	-	12
FRIEL, Kaneakua	1	-	-	-	-	-	-	6
SORENSEN, Danie	1	-	-	-	-	-	-	6
QUEZADA, Josh	1	-	-	-	-	-	-	6
VAN NOY, Kyle	1	-	-	-	-	-	-	6
NELSON, Riley	1	-	-	-	-	-	-	6
WILSON, Richard	1	-	-	-	-	-	-	6
FALSLEV, JD	1	-	-	-	-	-	-	6
MATHEWS, Marcus	1	-	-	-	-	-	-	6
JACOBSON, McKay	1	-	-	-	-	-	-	6
HEAPS, Jake	1	-	-	-	-	-	-	6
TEAM	-	-	-	-	-	-	1	2
Total	26	10-14	26-26	-	-	-	1	214
Opponents	20	11-15	19-20	-	-	-	-	172

Score by Quarters	1st	2nd	3rd	4th	OT	Total
BYU	52	59	44	59	0	214
Opponents	30	37	58	47	0	172

#	Defensive Leaders	gp	Tackles			tfl/yds	Sacks no-yds	Pass defense			Fumbles		blkd kick	saf
			ua	a	tot			int-yds	brup	qbh	rcv-yds	ff		
44	OGLETREE, Brand	7	21	24	45	2.5-5	-	1-0	-	-	1-0	2	-	
4	KAVEINGA, Uona	8	19	19	38	3.0-7	-	-	1	1	1-0	3	-	
3	VAN NOY, Kyle	8	24	12	36	6.0-46	3.0-20	3-79	3	5	1-3	1	1	
0C	HADLEY, Spencer	8	18	15	33	0.5-1	-	-	-	-	-	-	-	
Total		8	316	200	516	45-164	12-73	11-162	40	21	7-3	9	1	
Opponents		8	332	246	578	29-126	7-61	9-196	35	18	11-57	12	1	

Team Statistics	BY	OPP
FIRST DOWNS	182	140
Rushing	74	47
Passing	95	79
Penalty	13	14
RUSHING YARDAGE	1268	985
Rushing Attempts	290	248
Average Per Rush	4.4	4.0
Average Per Game	158.5	123.1
TDs Rushing	9	11
PASSING YARDAGE	1862	1739
Comp-Att-Int	163-286-9	164-275-11
Average Per Pass	6.5	6.3
Average Per Catch	11.4	10.6
Average Per Game	232.8	217.4
TDs Passing	14	5
TOTAL OFFENSE	3130	2724
Average Per Play	5.4	5.2
Average Per Game	391.2	340.5
KICK RETURNS: #-Yards	31-684	30-604
PUNT RETURNS: #-Yards	14-132	7-101
INT RETURNS: #-Yards	11-162	9-196
FUMBLES-LOST	15-11	11-7
PENALTIES-Yards	46-393	40-289
PUNTS-AVG	29-42.3	30-45.1
TIME OF POSSESSION/Game	30:59	28:59
3RD-DOWN Conversions	55/112	40/106
4TH-DOWN Conversions	5/9	5/12

Interceptions	no.	yds	avg	td	lg
UALE, Travis	3	10	3.3	0	10
VAN NOY, Kyle	3	79	26.3	0	43
SORENSEN, Danie	2	30	15.0	1	30
JOHNSON, Jordan	1	42	42.0	0	42
OGLETREE, Brand	1	0	0.0	0	0
SAMPSON, Joe	1	1	1.0	0	1

Punting	no.	yds	avg	lg	tb	fc	i20	50+	blk
STEPHENSON, Ril	29	1226	42.3	67	5	6	8	9	0

Punt Returns	no.	yds	avg	td	lg
FALSLEV, JD	11	77	7.0	0	27
JACOBSON, McKay	2	24	12.0	0	24
VAN NOY, Kyle	1	31	31.0	0	6
Total	14	132	9.4	0	27
Opponents	7	101	14.4	0	44

Kick Returns	no.	yds	avg	td	lg
HOFFMAN, Cody	21	513	24.4	1	93
JOHNSON, Jordan	5	99	19.8	0	28
HAGUE, Mike	3	61	20.3	0	24
FALSLEV, JD	2	11	5.5	0	8
Total	31	684	22.1	1	93
Opponents	30	604	20.1	0	57

All Purpose	g	rush	rcv	pr	kr	ir	total	avg/g
HOFFMAN, Cod	8	3	491	0	513	0	1007	125.9
DI LUIGI, JJ	8	346	179	0	0	0	525	65.6
NELSON, Riley	8	284	0	0	0	0	284	35.5
ALISA, Michael	8	243	33	0	0	0	276	34.5
Total	8	1268	1862	132	684	162	4108	513.5
Opponents	8	985	1739	101	604	196	3625	453.1

Total Offense	g	plays	rush	pass	total	avg/g
NELSON, Riley	8	133	284	833	1117	139.6
HEAPS, Jake	6	209	-57	1029	972	162.0
DI LUIGI, JJ	8	70	346	0	346	43.2
ALISA, Michael	8	47	243	0	243	30.4
Total	8	576	1268	1862	3130	391.2
Opponents	8	523	985	1739	2724	340.5

**2011 BYU Cougars**  
**BYU Team Game-by-Game (as of Oct 22, 2011)**  
**All games**

**TEAM STATISTICS**

Date	Opponent	Rushing				Receiving				Passing				Kick Returns				Punt Returns				tot off
		no.	yds	td	lg	no.	yds	td	lg	cmp-att-int	yds	td	lg	no.	yds	td	lg	no.	yds	td	lg	
Sep 03	at Ole Miss	31	91	0	16	24	225	1	26	24-38-1	225	1	26	2	52	0	28	3	29	0	27	316
Sep 10	at Texas	23	43	0	9	22	192	1	27	22-38-2	192	1	27	4	95	0	26	3	27	0	24	235
Sep 17	UTAH	22	11	0	12	30	343	1	37	30-56-1	343	1	37	9	142	0	28	1	0	0	0	354
Sep 23	UCF	32	127	2	21	16	133	0	19	16-35-1	133	0	19	2	129	1	93	1	9	0	9	260
Sep 30	UTAH STATE	46	200	1	15	21	251	2	40	21-39-0	251	2	40	4	90	0	33	2	13	0	7	451
Oct 08	SAN JOSE STATE	44	224	0	14	14	219	3	40	14-24-2	219	3	40	6	118	0	27	1	3	0	3	443
Oct 15	at Oregon State	48	282	2	41	17	217	3	46	17-29-1	217	3	46	2	40	0	21	0	0	0	0	499
Oct 22	IDAHO STATE	44	290	4	42	19	282	3	57	19-27-1	282	3	57	2	18	0	18	3	51	0	16	572
BYU		290	1268	9	42	163	1862	14	57	163-286-9	1862	14	57	31	684	1	93	14	132	0	27	3130
		248	985	11	80	164	1739	5	59	164-275-11	1739	5	59	30	604	0	57	7	101	0	44	2724

Games played: 8  
 Avg per rush: 4.4  
 Avg per catch: 11.4  
 Pass efficiency: 121.54  
 Kick ret avg: 22.1  
 Punt ret avg: 9.4  
 All purpose avg/game: 513.5  
 Total offense avg/gm: 391.2

Date	Opponent	Tackles				Sacks	Fumble		Pass Defense			Blkd	PAT Attempts				pts
		ua	a	total	tfl-yds	no-yds	ff	fr-yds	int-yds	qbh	brup	kick	kick	rush	rcv	saf	
Sep 03	at Ole Miss	31	26	57	5.0-20	0.0-0	2	2-3	0-0	0	1	0	2-2	0	0	0	14
Sep 10	at Texas	43	28	71	4.0-7	0.0-0	0	0-0	2-0	4	1	0	1-1	0	0	0	16
Sep 17	UTAH	39	24	63	4.0-13	0.0-0	1	1-0	1-5	2	9	0	1-1	0	0	0	10
Sep 23	UCF	37	34	71	5.0-31	4.0-28	4	2-0	1-1	1	6	0	3-3	0	0	0	24
Sep 30	UTAH STATE	38	24	62	6.0-11	0.0-0	0	0-0	0-0	3	5	0	3-3	0	0	0	27
Oct 08	SAN JOSE STATE	45	12	57	5.0-16	1.0-9	0	0-0	2-41	3	3	0	3-3	0	0	1	29
Oct 15	at Oregon State	36	36	72	7.0-22	1.0-3	2	2-0	2-43	0	8	0	5-5	0	0	0	38
Oct 22	IDAHO STATE	47	16	63	9.0-44	6.0-33	0	0-0	3-72	8	7	1	8-8	0	0	0	56
BYU		316	200	516	45.0-164	12.0-73	9	7-3	11-162	21	40	1	26-26	0	0	1	214
		332	246	578	29.0-126	7.0-61	12	11-57	9-196	18	35	1	19-20	0	0	0	172

Date	Opponent	Punting										Field Goals			Kickoffs				
		no.	yds	avg	long	blkd	tb	fc	50+	i20	md-att	long	blkd	no.	yds	avg	tb	ob	
Sep 03	at Ole Miss	5	181	36.2	53	0	1	0	1	2	0-1	0	0	3	205	68.3	1	0	
Sep 10	at Texas	5	192	38.4	49	0	0	2	0	1	3-3	33	0	5	345	69.0	1	0	
Sep 17	UTAH	6	279	46.5	65	0	1	0	2	2	1-1	46	0	3	203	67.7	1	1	
Sep 23	UCF	6	272	45.3	67	0	0	3	3	2	1-1	37	0	5	350	70.0	4	0	
Sep 30	UTAH STATE	4	179	44.8	51	0	1	1	2	0	2-3	29	0	6	393	65.5	1	1	
Oct 08	SAN JOSE STATE	0	0	0.0	0	0	0	0	0	0	2-2	45	0	6	391	65.2	0	0	
Oct 15	at Oregon State	1	36	36.0	36	0	1	0	0	0	1-3	33	1	7	453	64.7	0	0	
Oct 22	IDAHO STATE	2	87	43.5	50	0	1	0	1	1	0-0	0	0	9	596	66.2	3	1	
BYU		29	1226	42.3	67	0	5	6	9	8	10-14	46	1	44	2936	66.7	11	3	
		30	1354	45.1	73	1	5	2	10	10	11-15	43	0	39	2477	63.5	7	1	

**2011 BYU Cougars**  
**BYU Opponent Game-by-Game (as of Oct 22, 2011)**  
**All games**

**OPPONENT STATISTICS**

Date	Opponent	Rushing				Receiving				Passing				Kick Returns				Punt Returns				tot off		
		no.	yds	td	lg	no.	yds	td	lg	cmp	att	int	yds	td	lg	no.	yds	td	lg	no.	yds		td	lg
Sep 03	at Ole Miss	28	63	0	11	16	145	0	24	16	29	0	145	0	24	2	27	0	15	1	44	0	44	208
Sep 10	at Texas	43	166	2	26	12	123	0	26	12	20	2	123	0	26	4	85	0	40	1	20	0	20	289
Sep 17	UTAH	38	242	3	62	16	239	2	59	16	31	1	239	2	59	1	25	0	25	3	41	0	29	481
Sep 23	UCF	34	81	2	17	21	318	0	58	21	31	1	318	0	58	1	16	0	16	1	-4	0	0	399
Sep 30	UTAH STATE	37	284	1	80	13	122	2	24	13	26	2	122	2	24	4	57	0	28	1	0	0	0	406
Oct 08	SAN JOSE STATE	26	70	1	19	25	255	0	33	25	35	2	255	0	33	6	134	0	34	0	0	0	0	325
Oct 15	at Oregon State	23	59	2	13	27	306	1	59	27	43	2	306	1	59	7	171	0	57	0	0	0	0	365
Oct 22	IDAHO STATE	19	20	0	21	34	231	0	21	34	60	3	231	0	21	5	89	0	23	0	0	0	0	251
Opponents		248	985	11	80	164	1739	5	59	164	275	11	1739	5	59	30	604	0	57	7	101	0	44	2724
		290	1268	9	42	163	1862	14	57	163	286	9	1862	14	57	31	684	1	93	14	132	0	27	3130

Games played: 8  
 Avg per rush: 4.0  
 Avg per catch: 10.6  
 Pass efficiency: 110.75  
 Kick ret avg: 20.1  
 Punt ret avg: 14.4  
 All purpose avg/game: 453.1  
 Total offense avg/gm: 340.5

Date	Opponent	Tackles				Sacks	Fumble		Pass Defense			Blkd	PAT Attempts					
		ua	a	total	tfl-yds	no-yds	ff	fr-yds	int-yds	qbh	brup	kick	kick	rush	rcv	saf	pts	
Sep 03	at Ole Miss	36	38	74	3.0-14	1.0-9	0	0-0	1-96	2	2	0	1-1	0	0	0	0	13
Sep 10	at Texas	30	40	70	5.0-16	1.0-10	1	0-0	2-0	4	6	0	2-2	0	0	0	0	17
Sep 17	UTAH	47	20	67	5.0-45	2.0-21	5	6-57	1-20	4	9	0	6-7	0	0	0	54	
Sep 23	UCF	41	12	53	7.0-20	1.0-10	0	0-0	1-17	2	5	0	2-2	0	0	0	17	
Sep 30	UTAH STATE	52	30	82	2.0-6	0.0-0	1	1-0	0-0	1	6	0	3-3	0	0	0	24	
Oct 08	SAN JOSE STATE	50	20	70	2.0-2	0.0-0	1	1-0	2-12	3	2	0	1-1	0	0	0	16	
Oct 15	at Oregon State	34	58	92	2.0-11	2.0-11	2	1-0	1-51	0	4	1	4-4	0	0	0	28	
Oct 22	IDAHO STATE	42	28	70	3.0-12	0.0-0	2	2-0	1-0	2	1	0	0-0	0	0	0	3	
Opponents		332	246	578	29.0-126	7.0-61	12	11-57	9-196	18	35	1	19-20	0	0	0	172	
		316	200	516	45.0-164	12.0-73	9	7-3	11-162	21	40	1	26-26	0	0	1	214	

Date	Opponent	Punting										Field Goals			Kickoffs				
		no.	yds	avg	long	blkd	tb	fc	50+	i20	md-att	long	blkd	no.	yds	avg	tb	ob	
Sep 03	at Ole Miss	4	227	56.8	73	0	1	0	3	1	2-2	29	0	4	280	70.0	2	0	
Sep 10	at Texas	5	209	41.8	50	0	0	1	1	0	1-1	23	0	4	273	68.2	0	0	
Sep 17	UTAH	3	146	48.7	57	0	2	0	1	0	2-3	39	0	10	667	66.7	1	0	
Sep 23	UCF	4	166	41.5	52	0	0	0	1	3	1-2	34	0	4	273	68.2	2	0	
Sep 30	UTAH STATE	5	233	46.6	67	0	1	0	2	2	1-1	21	0	5	304	60.8	0	1	
Oct 08	SAN JOSE STATE	2	81	40.5	42	0	0	0	0	0	3-3	43	0	6	347	57.8	0	0	
Oct 15	at Oregon State	1	42	42.0	42	0	0	0	0	1	0-2	0	0	4	280	70.0	2	0	
Oct 22	IDAHO STATE	6	250	41.7	56	1	1	1	2	3	1-1	34	0	2	53	26.5	0	0	
Opponents		30	1354	45.1	73	1	5	2	10	10	11-15	43	0	39	2477	63.5	7	1	
		29	1226	42.3	67	0	5	6	9	8	10-14	46	1	44	2936	66.7	11	3	



**2011 BYU Cougars**  
**BYU Game Superlatives (as of Oct 22, 2011)**  
**All games**

**INDIVIDUAL GAME HIGHS**

Rushes	20	ALISA, Michael at Oregon State (Oct 15, 2011)
Yards Rushing	91	ALISA, Michael vs San Jose State (Oct 08, 2011)
TD Rushes	1	DI LUIGI, JJ vs UCF (Sep 23, 2011)
	1	KARIYA, Bryan vs UCF (Sep 23, 2011)
	1	HEAPS, Jake vs Utah State (Sep 30, 2011)
	1	DI LUIGI, JJ at Oregon State (Oct 15, 2011)
	1	ALISA, Michael at Oregon State (Oct 15, 2011)
	1	DI LUIGI, JJ vs Idaho State (Oct 22, 2011)
	1	NELSON, Riley vs Idaho State (Oct 22, 2011)
	1	QUEZADA, Josh vs Idaho State (Oct 22, 2011)
	1	ALISA, Michael vs Idaho State (Oct 22, 2011)
Long Rush	42	ALISA, Michael vs Idaho State (Oct 22, 2011)
Pass attempts	50	HEAPS, Jake vs Utah (Sep 17, 2011)
Pass completions	27	HEAPS, Jake vs Utah (Sep 17, 2011)
Yards Passing	305	HEAPS, Jake vs Utah (Sep 17, 2011)
TD Passes	3	NELSON, Riley vs San Jose State (Oct 08, 2011)
	3	NELSON, Riley at Oregon State (Oct 15, 2011)
	3	NELSON, Riley vs Idaho State (Oct 22, 2011)
Long Pass	57	NELSON, Riley vs Idaho State (Oct 22, 2011)
Receptions	9	HOFFMAN, Cody at Oregon State (Oct 15, 2011)
Yards Receiving	162	HOFFMAN, Cody at Oregon State (Oct 15, 2011)
TD Receptions	2	HOFFMAN, Cody vs Idaho State (Oct 22, 2011)
Long Reception	57	DI LUIGI, JJ vs Idaho State (Oct 22, 2011)
Field Goals	3	SORENSEN, Justi at Texas (Sep 10, 2011)
Long Field Goal	46	SORENSEN, Justi vs Utah (Sep 17, 2011)
Punts	6	STEPHENSON, Ril vs Utah (Sep 17, 2011)
	6	STEPHENSON, Ril vs UCF (Sep 23, 2011)
Punting Avg	46.5	STEPHENSON, Ril vs Utah (Sep 17, 2011)
Long Punt	67	STEPHENSON, Ril vs UCF (Sep 23, 2011)
Punts inside 20	2	STEPHENSON, Ril at Ole Miss (Sep 03, 2011)
	2	STEPHENSON, Ril vs Utah (Sep 17, 2011)
	2	STEPHENSON, Ril vs UCF (Sep 23, 2011)
Long Punt Return	27	FALSLEV, JD at Ole Miss (Sep 03, 2011)
Long Kickoff Return	93	HOFFMAN, Cody vs UCF (Sep 23, 2011)
Tackles	12	HADLEY, Spencer at Texas (Sep 10, 2011)
Sacks	2.0	PENDLETON, Jord vs Idaho State (Oct 22, 2011)
	2.0	VAN NOY, Kyle vs Idaho State (Oct 22, 2011)
Tackles For Loss	3.0	PENDLETON, Jord at Oregon State (Oct 15, 2011)
	3.0	VAN NOY, Kyle vs Idaho State (Oct 22, 2011)
Interceptions	1	SORENSEN, Danie at Texas (Sep 10, 2011)
	1	UALE, Travis at Texas (Sep 10, 2011)
	1	VAN NOY, Kyle vs Utah (Sep 17, 2011)
	1	SAMPSON, Joe vs UCF (Sep 23, 2011)
	1	VAN NOY, Kyle vs San Jose State (Oct 08, 2011)
	1	UALE, Travis vs San Jose State (Oct 08, 2011)
	1	VAN NOY, Kyle at Oregon State (Oct 15, 2011)
	1	OGLETREE, Brand at Oregon State (Oct 15, 2011)
	1	SORENSEN, Danie vs Idaho State (Oct 22, 2011)
	1	JOHNSON, Jordan vs Idaho State (Oct 22, 2011)
	1	UALE, Travis vs Idaho State (Oct 22, 2011)

**2011 BYU Cougars**  
**BYU Game Superlatives (as of Oct 22, 2011)**  
**All games**

**TEAM GAME HIGHS**

Rushes	48	at Oregon State (Oct 15, 2011)
Yards Rushing	290	vs Idaho State (Oct 22, 2011)
Yards Per Rush	6.6	vs Idaho State (Oct 22, 2011)
TD Rushes	4	vs Idaho State (Oct 22, 2011)
Pass attempts	56	vs Utah (Sep 17, 2011)
Pass completions	30	vs Utah (Sep 17, 2011)
Yards Passing	343	vs Utah (Sep 17, 2011)
Yards Per Pass	10.4	vs Idaho State (Oct 22, 2011)
TD Passes	3	vs San Jose State (Oct 08, 2011)
	3	at Oregon State (Oct 15, 2011)
	3	vs Idaho State (Oct 22, 2011)
Total Plays	85	vs Utah State (Sep 30, 2011)
Total Offense	572	vs Idaho State (Oct 22, 2011)
Yards Per Play	8.1	vs Idaho State (Oct 22, 2011)
Points	56	vs Idaho State (Oct 22, 2011)
Sacks By	6	vs Idaho State (Oct 22, 2011)
First Downs	33	vs Idaho State (Oct 22, 2011)
Penalties	10	at Oregon State (Oct 15, 2011)
Penalty Yards	90	vs Idaho State (Oct 22, 2011)
Turnovers	7	vs Utah (Sep 17, 2011)
Interceptions By	3	vs Idaho State (Oct 22, 2011)
Punts	6	vs Utah (Sep 17, 2011)
	6	vs UCF (Sep 23, 2011)
Punting Avg	46.5	vs Utah (Sep 17, 2011)
Long Punt	67	vs UCF (Sep 23, 2011)
Punts inside 20	2	at Ole Miss (Sep 03, 2011)
	2	vs Utah (Sep 17, 2011)
	2	vs UCF (Sep 23, 2011)
Long Punt Return	27	at Ole Miss (Sep 03, 2011)

**2011 BYU Cougars  
BYU Game Superlatives (as of Oct 22, 2011)  
All games**

**OPPONENT INDIVIDUAL GAME HIGHS**

Rushes	22	White, John, vs Utah (Sep 17, 2011)
Yards Rushing	174	White, John, vs Utah (Sep 17, 2011)
TD Rushes	3	White, John, vs Utah (Sep 17, 2011)
Long Rush	80	Turbin, Robert, vs Utah State (Sep 30, 2011)
Pass attempts	46	Kevin Yost, vs Idaho State (Oct 22, 2011)
Pass completions	27	Mannion, Sean, at Oregon State (Oct 15, 2011)
Yards Passing	306	Mannion, Sean, at Oregon State (Oct 15, 2011)
TD Passes	2	Wynn, Jordan, vs Utah (Sep 17, 2011)
	2	Keeton, Chuckie, vs Utah State (Sep 30, 2011)
Long Pass	59	Wynn, Jordan, vs Utah (Sep 17, 2011)
	59	Mannion, Sean, at Oregon State (Oct 15, 2011)
Receptions	11	Grigsby, Noel, vs San Jose State (Oct 08, 2011)
Yards Receiving	163	GUYTON, A.J., vs UCF (Sep 23, 2011)
TD Receptions	1	Anderson, Dres, vs Utah (Sep 17, 2011)
	1	Murphy, Jake, vs Utah (Sep 17, 2011)
	1	Turbin, Robert, vs Utah State (Sep 30, 2011)
	1	Moats, Eric, vs Utah State (Sep 30, 2011)
	1	Cooks, Brandin, at Oregon State (Oct 15, 2011)
Long Reception	59	Anderson, Dres, vs Utah (Sep 17, 2011)
	59	Cooks, Brandin, at Oregon State (Oct 15, 2011)
Field Goals	3	Alvernik, Jens, vs San Jose State (Oct 08, 2011)
Long Field Goal	43	Alvernik, Jens, vs San Jose State (Oct 08, 2011)
Punts	5	Tucker, Justin, at Texas (Sep 10, 2011)
	5	Bennett, Tyler, vs Utah State (Sep 30, 2011)
Punting Avg	56.8	Tyler Campbell, at Ole Miss (Sep 03, 2011)
Long Punt	73	Tyler Campbell, at Ole Miss (Sep 03, 2011)
Punts inside 20	3	BOHNER, David, vs UCF (Sep 23, 2011)
	3	CJ Reyes, vs Idaho State (Oct 22, 2011)
Long Punt Return	44	Jeff Scott, at Ole Miss (Sep 03, 2011)
Long Kickoff Return	57	Poyer, Jordan, at Oregon State (Oct 15, 2011)
Tackles	16	Smith, Keith, vs San Jose State (Oct 08, 2011)
Sacks	2.0	Reilly, Trevor, vs Utah (Sep 17, 2011)
Tackles For Loss	3.0	Reilly, Trevor, vs Utah (Sep 17, 2011)
Interceptions	1	Charles Sawyer, at Ole Miss (Sep 03, 2011)
	1	Phillips, Adria, at Texas (Sep 10, 2011)
	1	Diggs, Quandre, at Texas (Sep 10, 2011)
	1	Chappuis, Quade, vs Utah (Sep 17, 2011)
	1	ROBINSON, Josh, vs UCF (Sep 23, 2011)
	1	Benwikere, Bene, vs San Jose State (Oct 08, 2011)
	1	Orth, James, vs San Jose State (Oct 08, 2011)
	1	Poyer, Jordan, at Oregon State (Oct 15, 2011)
	1	Ryan Coleman, vs Idaho State (Oct 22, 2011)

**2011 BYU Cougars**  
**BYU Game Superlatives (as of Oct 22, 2011)**  
**All games**

**OPPONENT TEAM GAME HIGHS**

Rushes	43	at Texas (Sep 10, 2011)
Yards Rushing	284	vs Utah State (Sep 30, 2011)
Yards Per Rush	7.7	vs Utah State (Sep 30, 2011)
TD Rushes	3	vs Utah (Sep 17, 2011)
Pass attempts	60	vs Idaho State (Oct 22, 2011)
Pass completions	34	vs Idaho State (Oct 22, 2011)
Yards Passing	318	vs UCF (Sep 23, 2011)
Yards Per Pass	10.3	vs UCF (Sep 23, 2011)
TD Passes	2	vs Utah (Sep 17, 2011)
	2	vs Utah State (Sep 30, 2011)
Total Plays	79	vs Idaho State (Oct 22, 2011)
Total Offense	481	vs Utah (Sep 17, 2011)
Yards Per Play	7.0	vs Utah (Sep 17, 2011)
Points	54	vs Utah (Sep 17, 2011)
Sacks By	2	vs Utah (Sep 17, 2011)
	2	at Oregon State (Oct 15, 2011)
First Downs	21	at Oregon State (Oct 15, 2011)
Penalties	8	at Texas (Sep 10, 2011)
	8	at Oregon State (Oct 15, 2011)
	8	vs Idaho State (Oct 22, 2011)
Penalty Yards	65	vs Idaho State (Oct 22, 2011)
Turnovers	4	at Oregon State (Oct 15, 2011)
Interceptions By	2	at Texas (Sep 10, 2011)
	2	vs San Jose State (Oct 08, 2011)
Punts	6	vs Idaho State (Oct 22, 2011)
Punting Avg	56.8	at Ole Miss (Sep 03, 2011)
Long Punt	73	at Ole Miss (Sep 03, 2011)
Punts inside 20	3	vs UCF (Sep 23, 2011)
	3	vs Idaho State (Oct 22, 2011)
Long Punt Return	44	at Ole Miss (Sep 03, 2011)

**2011 BYU Cougars**  
**BYU Red-Zone Results (as of Oct 22, 2011)**  
**All games**

**BYU Inside Opponent Red-Zone**

Date	Opponent	Score	Times In RZ	Times Scored	Total Pts	Rush TDs	Pass TDs	FGs Made	Failed to score inside RZ						
									FGA	Down	Int	Fumb	Half	Game	
Sep 03, 2011	at Ole Miss	W 14-13	2	1	7	1	0	1	0	1	0	0	0	0	0
Sep 10, 2011	at Texas	L 16-17	4	4	16	1	0	1	3	0	0	0	0	0	0
Sep 17, 2011	UTAH	L 10-54	2	0	0	0	0	0	0	0	1	0	1	0	0
Sep 23, 2011	UCF	W 24-17	3	3	17	2	2	0	1	0	0	0	0	0	0
Sep 30, 2011	UTAH STATE	W 27-24	5	5	27	3	1	2	2	0	0	0	0	0	0
Oct 08, 2011	SAN JOSE STATE	W 29-16	2	1	7	1	0	1	0	0	0	0	1	0	0
Oct 15, 2011	at Oregon State	W 38-28	6	6	38	5	2	3	1	0	0	0	0	0	0
Oct 22, 2011	IDAHO STATE	W 56-3	7	6	42	6	3	3	0	0	0	0	1	0	0
Totals			31	26	154	19	8	11	7	1	1	0	3	0	0
26 of 31 (83.9%)															

**Opponents Inside BYU Red-Zone**

Date	Opponent	Score	Times In RZ	Times Scored	Total Pts	Rush TDs	Pass TDs	FGs Made	Failed to score inside RZ						
									FGA	Down	Int	Fumb	Half	Game	
Sep 03, 2011	at Ole Miss	W 14-13	2	2	6	0	0	0	2	0	0	0	0	0	0
Sep 10, 2011	at Texas	L 16-17	5	3	17	2	2	0	1	0	1	0	0	1	0
Sep 17, 2011	UTAH	L 10-54	4	2	9	1	1	0	1	1	0	0	0	1	0
Sep 23, 2011	UCF	W 24-17	5	3	17	2	2	0	1	1	0	1	0	0	0
Sep 30, 2011	UTAH STATE	W 27-24	2	2	10	1	0	1	1	0	0	0	0	0	0
Oct 08, 2011	SAN JOSE STATE	W 29-16	3	3	13	1	1	0	2	0	0	0	0	0	0
Oct 15, 2011	at Oregon State	W 38-28	3	2	14	2	2	0	0	0	0	1	0	0	0
Oct 22, 2011	IDAHO STATE	W 56-3	1	1	3	0	0	0	1	0	0	0	0	0	0
Totals			25	18	89	9	8	1	9	2	1	2	0	2	0
18 of 25 (72.0%)															

**2011 BYU Cougars**  
**BYU By-Quarter Statistics (as of Oct 22, 2011)**  
**All games**

**3rd-Down Conversions**

Date	Opponent	Score	Overall	1st Qtr	2nd Qtr	3rd Qtr	4th Qtr	Overtime
Sep 03, 2011	at Ole Miss	W 14-13	6-13 46.2	3-5 60.0	1-4 25.0	1-2 50.0	1-2 50.0	
Sep 10, 2011	at Texas	L 16-17	5-14 35.7	2-5 40.0	2-3 66.7	1-3 33.3	0-3 0.0	
Sep 17, 2011	UTAH	L 10-54	6-17 35.3	2-4 50.0	0-3 0.0	1-3 33.3	3-7 42.9	
Sep 23, 2011	UCF	W 24-17	6-16 37.5	1-3 33.3	3-6 50.0	1-3 33.3	1-4 25.0	
Sep 30, 2011	UTAH STATE	W 27-24	7-17 41.2	2-5 40.0	2-5 40.0	0-3 0.0	3-4 75.0	
Oct 08, 2011	SAN JOSE STATE	W 29-16	8-11 72.7	1-1 100.0	2-3 66.7	4-5 80.0	1-2 50.0	
Oct 15, 2011	at Oregon State	W 38-28	11-14 78.6	1-1 100.0	4-4 100.0	3-6 50.0	3-3 100.0	
Oct 22, 2011	IDAHO STATE	W 56-3	6-10 60.0	1-1 100.0	1-3 33.3	2-3 66.7	2-3 66.7	
	BYU		55-112 49.1	13-25 52.0	15-31 48.4	13-28 46.4	14-28 50.0	0-0 0.0
	Opponents		40-106 37.7	9-27 33.3	14-31 45.2	8-19 42.1	9-29 31.0	0-0 0.0

**4th-Down Conversions**

Date	Opponent	Score	Overall	1st Qtr	2nd Qtr	3rd Qtr	4th Qtr	Overtime
Sep 03, 2011	at Ole Miss	W 14-13	0-1 0.0	0-0 0.0	0-0 0.0	0-0 0.0	0-1 0.0	
Sep 10, 2011	at Texas	L 16-17	0-0 0.0	0-0 0.0	0-0 0.0	0-0 0.0	0-0 0.0	
Sep 17, 2011	UTAH	L 10-54	0-2 0.0	0-0 0.0	0-0 0.0	0-0 0.0	0-2 0.0	
Sep 23, 2011	UCF	W 24-17	1-2 50.0	0-0 0.0	0-1 0.0	1-1 100.0	0-0 0.0	
Sep 30, 2011	UTAH STATE	W 27-24	2-2 100.0	2-2 100.0	0-0 0.0	0-0 0.0	0-0 0.0	
Oct 08, 2011	SAN JOSE STATE	W 29-16	0-0 0.0	0-0 0.0	0-0 0.0	0-0 0.0	0-0 0.0	
Oct 15, 2011	at Oregon State	W 38-28	0-0 0.0	0-0 0.0	0-0 0.0	0-0 0.0	0-0 0.0	
Oct 22, 2011	IDAHO STATE	W 56-3	2-2 100.0	0-0 0.0	1-1 100.0	1-1 100.0	0-0 0.0	
	BYU		5-9 55.6	2-2 100.0	1-2 50.0	2-2 100.0	0-3 0.0	0-0 0.0
	Opponents		5-12 41.7	2-2 100.0	0-1 0.0	1-2 50.0	2-7 28.6	0-0 0.0

**Time of Possession**

Date	Opponent	Score	Overall	1st Qtr	2nd Qtr	3rd Qtr	4th Qtr	Overtime
Sep 03, 2011	at Ole Miss	W 14-13	34:37	11:20	7:03	9:04	7:10	
Sep 10, 2011	at Texas	L 16-17	28:57	8:55	7:17	7:42	5:03	
Sep 17, 2011	UTAH	L 10-54	27:17	9:12	5:11	3:41	9:13	
Sep 23, 2011	UCF	W 24-17	27:57	5:06	10:28	4:57	7:26	
Sep 30, 2011	UTAH STATE	W 27-24	34:13	11:54	7:08	6:10	9:01	
Oct 08, 2011	SAN JOSE STATE	W 29-16	31:47	6:45	7:33	9:00	8:29	
Oct 15, 2011	at Oregon State	W 38-28	33:36	7:28	7:15	10:37	8:16	
Oct 22, 2011	IDAHO STATE	W 56-3	29:27	1:51	10:15	7:10	10:11	
	BYU	Total	247:51	62:31	62:10	58:21	64:49	0:00
		Avg.	30:58	7:48	7:46	7:17	8:06	0:00
	Opponents	Total	231:52	57:29	57:50	61:22	55:11	0:00
		Avg.	28:59	7:11	7:13	7:40	6:53	0:00

**2011 BYU Cougars**  
**BYU Games Played (as of Oct 22, 2011)**  
**All games**

##	PLAYER	GP-GS	UM	UT	UTAH	UCF	USU	SJSU	OSU	ISU
42	ALISA, Michael	8/2	XXX	XXX	START	XXX	XXX	XXX	XXX	START
57	ANAE, Famika	2/-	...	...	...	XXX	...	...	...	XXX
47	ANSAH, Ezekiel	7/-	XXX	XXX	XXX	XXX	XXX	XXX	XXX	...
11	APO, Ross	8/3	XXX	XXX	XXX	XXX	START	XXX	START	START
45	BECK, Tyler	5/-	...	XXX	XXX	XXX	...	XXX	...	XXX
75	BROWN, Braden	8/8	START	START	START	START	START	START	START	START
87	BROWN, Rhen	1/-	...	...	...	...	...	...	...	XXX
60	BROWN, Terence	8/8	START	START	START	START	START	START	START	START
26	BUCKNER, Robbie	5/-	...	...	XXX	XXX	XXX	XXX	...	XXX
24	COMER, Cameron	1/-	...	...	...	...	...	...	...	XXX
85	CUTLER, Dallin	6/-	...	...	XXX	XXX	XXX	XXX	XXX	XXX
10	DI LUIGI, JJ	8/4	START	START	XXX	START	START	XXX	XXX	XXX
25	EASON, Corby	8/8	START	START	START	START	START	START	START	START
89	EDWARDS, Matt	2/-	...	...	...	...	...	...	XXX	XXX
21	EVERETT, DeQuan	3/-	...	...	XXX	XXX	...	...	...	XXX
12	FALSLEV, JD	8/1	START	XXX	XXX	XXX	XXX	XXX	XXX	XXX
91	FANGUPO, Hebron	8/5	XXX	XXX	START	START	START	START	START	XXX
30	FOLSOM, Ryan	8/-	XXX	XXX	XXX	XXX	XXX	XXX	XXX	XXX
27	FOOTE, David	8/-	XXX	XXX	XXX	XXX	XXX	XXX	XXX	XXX
48	FRAZIER, Jameso	8/3	XXX	XXX	XXX	START	START	XXX	XXX	START
82	FRIEL, Kaneakua	7/-	XXX	XXX	...	XXX	XXX	XXX	XXX	XXX
36	FUA, Alani	4/-	...	...	XXX	XXX	...	...	XXX	XXX
98	FUGA, Romney	7/7	START	START	START	START	START	START	START	...
11	GALEA'I, Jray	4/-	...	XXX	...	...	XXX	XXX	XXX	...
7	HADLEY, Preston	8/8	START	START	START	START	START	START	START	START
0C	HADLEY, Spencer	8/1	XXX	START	XXX	XXX	XXX	XXX	XXX	XXX
83	HAFOKA, Spencer	1/-	...	...	...	...	...	...	...	XXX
32	HAGUE, Mike	7/-	XXX	...	XXX	XXX	XXX	XXX	XXX	XXX
76	HANSEN, Braden	8/8	START	START	START	START	START	START	START	START
9	HEAPS, Jake	6/5	START	START	START	START	START	...	...	XXX
41	HEDER, Austin	3/-	XXX	...	XXX	...	...	...	XXX	...
2	HOFFMAN, Cody	8/8	START	START	START	START	START	START	START	START
88	HOLT, Austin	8/7	START	START	START	XXX	START	START	START	START
96	HORNUNG, Reed	8/-	XXX	XXX	XXX	XXX	XXX	XXX	XXX	XXX
6	JACOBSON, McKay	8/5	START	START	START	START	XXX	START	XXX	XXX
0G	JOHNSON, Jordan	8/-	XXX	XXX	XXX	XXX	XXX	XXX	XXX	XXX
34	JORGENSEN, Aust	8/-	XXX	XXX	XXX	XXX	XXX	XXX	XXX	XXX
71	KAHAIALI'I, Wal	8/-	XXX	XXX	XXX	XXX	XXX	XXX	XXX	XXX
33	KARIYA, Bryan	8/3	XXX	START	XXX	START	XXX	START	XXX	XXX
4	KAVEINGA, Uona	8/8	START	START	START	START	START	START	START	START
31	LEUNG-WAI, Aven	2/-	...	XXX	...	...	...	...	...	XXX
55	MANUMALEUNA, Ea	8/8	START	START	START	START	START	START	START	START
19	MARSHALL, Matt	8/-	XXX	XXX	XXX	XXX	XXX	XXX	XXX	XXX
80	MATHEWS, Marcus	8/1	XXX	XXX	XXX	START	XXX	XXX	XXX	XXX
15	MEES, Carter	8/-	XXX	XXX	XXX	XXX	XXX	XXX	XXX	XXX
35	MENDENHALL, Zed	8/3	XXX	XXX	START	XXX	XXX	START	XXX	START
95	MUEHLMANN, Mike	4/-	...	XXX	...	XXX	...	...	XXX	XXX





**2011 BYU Cougars**  
**BYU Total Tackles Game-by-Game (as of Oct 22, 2011)**  
**All games**

<b>Total Tackles</b>	<b>UA-A</b>	<b>Total</b>	<b>UM</b>	<b>UT</b>	<b>UTAH</b>	<b>UCF</b>	<b>USU</b>	<b>SJSU</b>	<b>OSU</b>	<b>ISU</b>
OGLETREE, Brand	21-24	45	1-5	DNP	2-5	2-4	5-3	8-2	2-4	1-1
KAVEINGA, Uona	19-19	38	3-2	0-3	2-4	2-3	5-3	1-0	2-4	4-0
VAN NOY, Kyle	24-12	36	3-1	3-4	-	4-4	3-2	3-1	4-0	4-0
HADLEY, Spencer	18-15	33	0-2	7-5	2-0	-	3-1	1-2	2-2	3-3
UALE, Travis	21-11	32	2-1	5-4	3-1	0-2	2-1	4-0	3-2	2-0
SORENSEN, Danie	17-15	32	2-4	5-3	3-1	2-1	1-3	2-1	2-2	-
EASON, Corby	26-5	31	3-2	3-1	4-0	4-0	5-0	0-1	3-0	4-1
HADLEY, Preston	19-12	31	1-0	2-1	2-1	3-1	-	5-0	5-6	1-3
WAGNER, Jadon	15-13	28	4-0	1-3	1-3	3-3	2-2	3-1	1-1	-
PENDLETON, Jord	19-7	26	3-3	1-2	-	DNP	DNP	5-0	5-1	5-1
FRAZIER, Jameso	13-9	22	1-0	-	3-1	2-3	1-2	2-0	1-1	3-2
MANUMALEUNA, Ea	13-8	21	1-4	4-0	2-0	2-1	2-0	2-0	0-3	-
FANGUPO, Hebron	9-9	18	1-1	2-1	1-1	4-2	1-4	-	-	-
FUGA, Romney	10-7	17	2-0	1-0	3-1	1-3	0-1	3-0	0-2	DNP
SAMPSON, Joe	11-5	16	1-1	2-1	1-1	2-1	2-1	-	1-0	2-0
ROWLEY, Graham	5-5	10	-	1-0	1-0	0-3	1-0	-	1-1	1-1
MEES, Carter	8-2	10	1-0	2-0	-	-	1-0	1-0	0-1	3-1
JORGENSEN, Aust	4-3	7	-	-	1-1	1-1	1-0	0-1	-	1-0
JOHNSON, Jordan	1-6	7	-	-	-	1-0	0-1	0-1	0-3	0-1
TUILOMA, Travis	6-1	7	-	1-0	4-0	0-1	-	-	-	1-0
ALISA, Michael	4-1	5	1-0	1-0	1-1	1-0	-	-	-	-
PUTNAM, Matt	3-2	5	DNP	DNP	DNP	DNP	DNP	1-1	2-1	-
RICHARDSON, Jor	1-3	4	-	DNP	0-2	0-1	1-0	-	-	-
HAGUE, Mike	4-0	4	-	DNP	-	-	1-0	1-0	-	2-0
ANSAH, Ezekiel	2-1	3	-	-	1-0	-	1-0	-	0-1	DNP
FOOTE, David	1-2	3	-	-	1-0	-	-	-	0-1	0-1
SORENSEN, Justi	1-1	2	-	1-0	-	-	-	0-1	-	-
MARSHALL, Matt	1-1	2	-	-	-	-	-	-	1-0	0-1
LEUNG-WAI, Aven	2-0	2	DNP	-	DNP	DNP	DNP	DNP	DNP	2-0
FUA, Alani	2-0	2	DNP	DNP	-	-	DNP	DNP	-	2-0
MUEHLMANN, Mike	2-0	2	DNP	-	DNP	2-0	DNP	DNP	-	-
JACOBSON, McKay	1-0	1	-	-	-	-	-	1-0	-	-
FRIEL, Kaneakua	1-0	1	-	-	DNP	-	-	-	1-0	-
MATHEWS, Marcus	1-0	1	-	-	-	-	-	-	-	1-0
FALSLEV, JD	1-0	1	-	-	1-0	-	-	-	-	-
APO, Ross	1-0	1	-	1-0	-	-	-	-	-	-
DI LUIGI, JJ	1-0	1	-	-	-	-	-	1-0	-	-
PROBERT, Seth	1-0	1	DNP	DNP	DNP	DNP	DNP	DNP	DNP	1-0
KARIYA, Bryan	1-0	1	-	-	-	1-0	-	-	-	-
VEA, Simote	1-0	1	-	-	-	-	-	-	-	1-0
HORNUNG, Reed	0-1	1	-	-	0-1	-	-	-	-	-
HOFFMAN, Cody	1-0	1	-	-	-	-	-	-	-	1-0
STEPHENSON, Ril	1-0	1	1-0	-	-	-	-	DNP	-	-
EVERETT, DeQuan	1-0	1	DNP	DNP	-	-	DNP	DNP	DNP	1-0
GALEA'I, Jay	1-0	1	DNP	-	DNP	DNP	-	1-0	-	DNP
PENDLEY, Chase	1-0	1	DNP	DNP	DNP	DNP	-	-	DNP	1-0

**2011 BYU Cougars**  
**BYU Passing Game-by-Game (as of Oct 22, 2011)**  
**All games**

<b>#9 HEAPS, Jake</b>	<b>Comp</b>	<b>Att</b>	<b>Int</b>	<b>Pct</b>	<b>Yards</b>	<b>TD</b>	<b>Long</b>	<b>Sacked</b>	<b>Effic</b>
Ole Miss	24	38	1	63.2	225	1	26	1-9	116.32
Texas	22	38	2	57.9	192	1	27	1-10	98.49
Utah	27	50	1	54.0	305	1	37	1-14	107.84
UCF	16	34	1	47.1	133	0	19	1-10	74.04
Utah State	11	25	0	44.0	107	0	23	0-0	79.95
Idaho State	8	10	1	80.0	67	0	20	0-0	116.28
<b>TOTALS</b>	<b>108</b>	<b>195</b>	<b>6</b>	<b>55.4</b>	<b>1029</b>	<b>3</b>	<b>37</b>	<b>4-43</b>	<b>98.63</b>

<b>#13 NELSON, Riley</b>	<b>Comp</b>	<b>Att</b>	<b>Int</b>	<b>Pct</b>	<b>Yards</b>	<b>TD</b>	<b>Long</b>	<b>Sacked</b>	<b>Effic</b>
Utah	3	6	0	50.0	38	0	20	1-7	103.20
UCF	0	1	0	0.0	0	0	0	0-0	0.00
Utah State	10	14	0	71.4	144	2	40	0-0	204.97
San Jose State	14	24	2	58.3	219	3	40	0-0	159.57
Oregon State	17	27	1	63.0	217	3	46	2-11	159.73
Idaho State	11	17	0	64.7	215	3	57	0-0	229.18
<b>TOTALS</b>	<b>55</b>	<b>89</b>	<b>3</b>	<b>61.8</b>	<b>833</b>	<b>11</b>	<b>57</b>	<b>3-18</b>	<b>174.46</b>

<b>#TM TEAM</b>	<b>Comp</b>	<b>Att</b>	<b>Int</b>	<b>Pct</b>	<b>Yards</b>	<b>TD</b>	<b>Long</b>	<b>Sacked</b>	<b>Effic</b>
Oregon State	0	2	0	0.0	0	0	0	0-0	0.00
<b>TOTALS</b>	<b>0</b>	<b>2</b>	<b>0</b>	<b>0.0</b>	<b>0</b>	<b>0</b>	<b>0</b>	<b>0-0</b>	<b>0.00</b>

**2011 BYU Cougars**  
**BYU Rushing/Receiving Game-by-Game (as of Oct 22, 2011)**  
**All games**

<b>RUSHING</b>	<b>No-Yds/TD</b>	<b>UM</b>	<b>UT</b>	<b>UTAH</b>	<b>UCF</b>	<b>USU</b>	<b>SJSU</b>	<b>OSU</b>	<b>ISU</b>
DI LUIGI, JJ	70-346/3	12-56/0	14-39/0	7-31/0	7-38/1	11-50/0	5-16/0	8-74/1	6-42/1
NELSON, Riley	44-284/1	1-6/0	1-4/0	3--2/0	-	11-62/0	9-65/0	12-87/0	7-62/1
ALISA, Michael	47-243/2	-	1-2/0	2-0/0	-	-	16-91/0	20-84/1	8-66/1
QUEZADA, Josh	56-227/1	4-14/0	5-7/0	5-7/0	9-26/0	10-41/0	9-47/0	3-26/0	11-59/1
KARIYA, Bryan	47-170/1	11-35/0	-	1-4/0	14-52/1	11-42/0	3-6/0	3-9/0	4-22/0
FOOTE, David	5-51/0	-	-	-	1-21/0	-	-	-	4-30/0
FOLSOM, Ryan	2-5/0	-	-	-	-	-	-	-	2-5/0
HOFFMAN, Cody	1-3/0	-	-	-	-	-	-	1-3/0	-
TEAM	4--4/0	1--2/0	-	DNP	DNP	-	2--1/0	1--1/0	DNP
HEAPS, Jake	14--57/1	2--18/0	2--9/0	4--29/0	1--10/0	3-5/1	DNP	DNP	2-4/0

<b>RECEIVING</b>	<b>No-Yds/TD</b>	<b>UM</b>	<b>UT</b>	<b>UTAH</b>	<b>UCF</b>	<b>USU</b>	<b>SJSU</b>	<b>OSU</b>	<b>ISU</b>
HOFFMAN, Cody	33-491/4	1-9/0	2-11/0	8-138/0	3-24/0	4-68/1	1-8/0	9-162/1	5-71/2
APO, Ross	22-262/4	4-46/1	3-40/1	5-54/1	-	1-6/0	3-41/0	1-4/0	5-71/1
JACOBSON, McKay	19-229/1	2-25/0	3-17/0	6-46/0	1-4/0	3-49/0	2-63/1	-	2-25/0
DI LUIGI, JJ	17-179/0	5-32/0	3-24/0	2-9/0	2-16/0	2-26/0	1-12/0	1-3/0	1-57/0
HOLT, Austin	10-171/0	2-26/0	2-41/0	1-30/0	-	2-23/0	1-16/0	1-17/0	1-18/0
MATHEWS, Marcus	16-146/1	-	3-36/0	3-30/0	4-35/0	6-45/1	-	-	-
WILSON, Richard	11-130/1	2-18/0	2-11/0	2-16/0	1-14/0	-	3-66/1	1-5/0	DNP
FALSLEV, JD	13-107/1	2-21/0	1--1/0	1-6/0	2-27/0	1-14/0	1-2/0	3-18/1	2-20/0
KARIYA, Bryan	10-71/1	2-13/0	1-7/0	1-9/0	2-11/0	2-20/0	2-11/1	-	-
ALISA, Michael	4-33/0	3-28/0	1-5/0	-	-	-	-	-	-
FRIEL, Kaneakua	2-18/1	-	-	DNP	-	-	-	1-8/1	1-10/0
CUTLER, Dallin	2-10/0	DNP	DNP	-	-	-	-	-	2-10/0
QUEZADA, Josh	2-8/0	1-7/0	1-1/0	-	-	-	-	-	-
MENDENHALL, Zed	2-7/0	-	-	1-5/0	1-2/0	-	-	-	-

**2011 BYU Cougars**  
**BYU Return Stats Game-by-Game (as of Oct 22, 2011)**  
**All games**

<b>PUNT RETURNS</b>	<b>No-Yds</b>	<b>UM</b>	<b>UT</b>	<b>UTAH</b>	<b>UCF</b>	<b>USU</b>	<b>SJSU</b>	<b>OSU</b>	<b>ISU</b>
FALSLEV, JD	11-77	3-29	1-3	1-0	1-9	2-13	1-3	-	2-20
VAN NOY, Kyle	1-31	-	-	-	-	-	-	-	1-31
JACOBSON, McKay	2-24	-	2-24	-	-	-	-	-	-

<b>KICK RETURNS</b>	<b>No-Yds</b>	<b>UM</b>	<b>UT</b>	<b>UTAH</b>	<b>UCF</b>	<b>USU</b>	<b>SJSU</b>	<b>OSU</b>	<b>ISU</b>
HOFFMAN, Cody	21-513	-	1-24	8-139	2-129	4-90	3-73	2-40	1-18
JOHNSON, Jordan	5-99	1-28	3-71	-	-	-	-	-	1-0
HAGUE, Mike	3-61	1-24	DNP	-	-	-	2-37	-	-
FALSLEV, JD	2-11	-	-	1-3	-	-	1-8	-	-

<b>INT. RETURNS</b>	<b>No-Yds</b>	<b>UM</b>	<b>UT</b>	<b>UTAH</b>	<b>UCF</b>	<b>USU</b>	<b>SJSU</b>	<b>OSU</b>	<b>ISU</b>
VAN NOY, Kyle	3-79	-	-	1-5	-	-	1-31	1-43	-
UALE, Travis	3-10	-	1-0	-	-	-	1-10	-	1-0
SORENSEN, Danie	2-30	-	1-0	-	-	-	-	-	1-30
OGLETREE, Brand	1-0	-	DNP	-	-	-	-	1-0	-
JOHNSON, Jordan	1-42	-	-	-	-	-	-	-	1-42
SAMPSON, Joe	1-1	-	-	-	1-1	-	-	-	-

<b>FUMBLE RETURNS</b>	<b>No-Yds</b>	<b>UM</b>	<b>UT</b>	<b>UTAH</b>	<b>UCF</b>	<b>USU</b>	<b>SJSU</b>	<b>OSU</b>	<b>ISU</b>
VAN NOY, Kyle	1-3	1-3	-	-	-	-	-	-	-