

BASKETBALL

Norma Collett. BYU Athletic Communications | O: (801) 422-4908 | C: (801) 372-0989 | norma_collett@byu.edu |

BYU 2012-13 SCHEDULE

N1	Thu	Chadron State (Exh)	W 89-51	BYUtv
N2	Fri	Dixie State (Exh)	W 79-57	BYUtv
N9	Fri	Weber State	W 80-55	BYUtv
N13	Tue	at Dartmouth	W 58-57	BYU R
N15	Thu	at Boston College	L 56-62	BYU R
N16	Fri	at Harvard	L 65-71	BYU R
N20	Tue	at Arizona	W 62-48	BYU R
N24	Sat	at Washington State	L 67-52	
N28	Wed	Creighton*	3 p.m.	BYUtv
D4	Tue	Utah State	7 p.m.	BYUtv
D8	Sat	at Utah	3 p.m.	BYU R
D15	Sat	Tulsa	2 p.m.	BYUtv
D18	Tue	UC Santa Barbara	2 p.m.	BYUtv
D20	Thu	Seattle University	3 p.m.	BYUtv
D29	Sat	Western New Mexico	4 p.m.	BYUtv
J5	Sat	San Francisco^	2 p.m.	BYUtv
J10	Thu	at San Diego^	7 p.m.	BYU R
J12	Sat	Pepperdine^	2 p.m.	BYUtv
J17	Thu	at Gonzaga^	6 p.m.	BYU R
J24	Thu	Loyola Marymount^	7 p.m.	BYUtv
J26	Sat	at San Francisco^	TBA	BYU R
J31	Thu	Saint Mary's^	7 p.m.	BYUtv
F2	Sat	at Santa Clara^	2 p.m.	BYU R
F7	Thu	San Diego^	7 p.m.	BYUtv
F9	Sat	at Saint Mary's^	2 p.m.	BYU R
F14	Thu	Santa Clara^	7 p.m.	BYUtv
F16	Sat	at Pepperdine^	TBA	BYU R
F21	Thu	Portland^	7 p.m.	BYUtv
F23	Sat	Gonzaga^	2 p.m.	BYUtv
F28	Thu	at Loyola Marymount^	TBA	BYU R
M2	Sat	at Portland^	2 p.m.	BYU R
M6	Wed	at WCC Champs	TBA	TBA
M7	Thu	at WCC Champs	TBA	TBA
M8	Fri	at WCC Champs	TBA	TBA
M9	Sat	at WCC Champs	TBA	TBA
M11	Mon	at WCC Champs	TBA	TBA

*at EnergySolutions Arena
^ West Coast Conference game

BYU	CATEGORY	CREIGHTON
3-3	W-L	2-2
0-0	Last 10	0-0
0-0	Last 5	0-0
62.2	PPG	53.0
.394	FG%	.342
.268	3FG%	.275
.704	FT%	.712
36.0	RPG	27.8
14.7	Assist/Game	13.3
14.2	TO/Game	14.0
7.8	Steals/Game	10.5
3.8	Blocks/Game	2.8



BYU (3-3, 0-0 WCC) COUGARS

Head Coach: Jeff Judkins
Alma Mater: Utah, 1978
Career Record: 234-118 (12th)
Record at BYU: Same

GAME INFORMATION

TV: BYUtv
TV Talent: Robbie Bullough (play-by-play)
Kristen Kozlowski (analyst)
Live Video: byutvsports.com
Live Stats: byucougars.com



CREIGHTON (2-2, 0-0) BLUEJAYS

Head Coach: Jim Flanery
Alma Mater: Creighton, 1987
Career Record: 190-130 (11th)
Record at Creighton: Same

SERIES HISTORY

Creighton
Creighton leads6-5
BYU at home5-1
BYU in Omaha0-5
BYU in Neutral Siten/a
BYU under Judkinsn/a
Last Meeting: Creighton won 92-63 in 1992

BYU STORYLINES

- The Cougars return 10 letterwinners including three starters
- Junior Jennifer Hamson leads the team in points and rebounds averaging 23.0 ppg and 14.0 rpg ... Haley Steed is the team's assist and steals leader averaging 6.7apg and 2.5 spg
- In 4 of the 6 games played to date, BYU had 3 players score in double digits. Lexi Eaton has put up double figures in points in all games.
- With the win over Weber State, head coach Jeff Judkins improved his record in home openers to 10-2 overall
- BYU played its last five games out of state before returning to Utah this week

BYU PROJECTED STARTING LINEUP



#33 | Haley Steed
Guard | 5-4 | GS
Syracuse, UT
Clearfield HS

GP/GS	MPG	Pts	Reb	Ast	Stl	FG%	3PT%	FT%
6/6	34.3	5.5	2.8	6.7	2.5	.226	.250	.667

Last Game: Led the team in assists with 4 ... tied for game highs in steals with 3 ... grabbed 5 rebounds ... played 36 minutes
Notes: Has most assists and steals on team with 40 and 15 respectively ... named team co-captain, 5th straight selection ... has been team leader in assists in all games to date



#4 | Kim Parker
Beeston
Guard | 5-11 | Jr.
Heber City, UT
Wasatch HS

GP/GS	MPG	Pts	Reb	Ast	Stl	FG%	3PT%	FT%
6/6	32.3	10.7	4.7	2.0	1.2	.408	.378	.769

Last Game: Led the team in rebounds grabbing 8 ... had 2 steals ... played 27 minutes and scored 3 points
Notes: Has made the most 3-pointers on the team with 14 ... has 2nd best free throw percentage .769, (10-13) ... ranks 1st in 3-point field goal percentage .378 (14-37)



#21 | Lexi Eaton
Guard | 5-10 | So.
Mapleton, UT
Springville HS

GP/GS	MPG	Pts	Reb	Ast	Stl	FG%	3PT%	FT%
5/5	30.2	17.3	3.8	1.5	0.3	.458	.308	.667

Last Game: Recorded her 6th straight double digit outing in points with 13 while grabbing 4 rebounds ... tallied 2 assists, 1 block and 1 steal
Notes: Is 2nd leading scorer averaging 17.3 points per game ... ranks 3rd on the team in field goal percentage .458, (38-83) and 2nd in 3-point field goal percentage .308, (4-13)



#41 | Morgan Bailey
Forward | 6-2 | So.
Orem, UT
Timpanogos HS

GP/GS	MPG	Pts	Reb	Ast	Stl	FG%	3PT%	FT%
6/3	20.7	8.8	5.5	0.8	0.7	.543	.000	.750

Last Game: Recorded her third double figure game in points with 12 off the bench ... grabbed 4 rebounds and had 2 blocks
Notes: Ranks 2nd on the team in rebounds averaging 5.5 boards per contest ... has most blocks on the team with 7 ... has best field goal percentage at .543 (25-46)



#45 | Keilani Unga
Forward | 6-2 | Sr.
Warrenville, IL
Weaton Warrenville HS

GP/GS	MPG	Pts	Reb	Ast	Stl	FG%	3PT%	FT%
6/6	26.8	6.3	4.5	0.8	1.0	.389	.000	.667

Last Game: Grabbed 4 rebounds ... scored 2 points in 16 minutes of action
Notes: Selected team co-captain ... ranks 4th in rebounding with a 4.5 average ... 3rd in steals with a 1.0 average ... in 2009-10 ranked fifth in total assists with 36

OFF THE BYU BENCH

No.	Name	Pos.	Ht.	Yr.	Pts.	Reb.	Hometown (Previous School)	Last Game
2	Stephanie Rovetti	G	5-6	So.	2.4	0.9	Reno, NV (Reno HS)	Suffered season ending injury to left knee
3	Ashley Garfield	G	5-11	So.	2.6	3.6	Morgan, UT (Morgan HS)	8 points, 3 boards, 2 assists, 1 steal
5	Jennifer Hamson	C	6-7	Jr.	23.0	14.0	Lindon, UT (Pleasant Grove HS)	Did not play in game at Washington St.
11	Xojian Harry	G	5-11	So.	1.8	0.6	Bountiful, UT (Woods Cross HS)	Scored 5 points and had 2 rebounds
12	Stephanie V. Seaborn	G/F	6-0	Jr.	3.4	3.6	Airdrie, Alb.CAN (Bert Church HS)	Started, grabbed 3 boards, 2 assists
15	Kylie Maeda	G	5-5	Fr.	0.0	1.0	Honolulu, HI (Iolani HS)	6 points, 4-for-4 from free throw line
30	Kylie Brown	G	5-7	So.	0.0	0.0	Grangeville, ID (Grangeville HS)	Played two minutes
1	Carly Stratton	G	5-7	Fr.	0.0	0.0	St. George, UT (Hurricane HS)	Played one minute vs. Weber State
50	Brooke Romney	F	6-1	Fr.	0.0	0.0	Dallas, TX (Woodrow Wilson/ASFM)	Played one minute vs. Weber State

UNIVERSITY INFORMATION

Location Provo, Utah 84602
 Elevation. 4,553 feet
 Enrollment 33,278
 Founded. October 15, 1875
 Owned LDS Church
 Nickname Cougars
 Mascot. Cosmo the Cougar
 Colors Dark blue and white
 Conference West Coast Conference
 Arena Marriott Center (20,900)
 BYU President Cecil O. Samuelson (Utah, 1970)
 Athletic Director Tom Holmoe (BYU, 1983)
 Head Coach. Jeff Judkins (Utah, 1978)
 Office Phone 801-422-8035
 Assist. Coaches Chris Boettcher (BYU, 1994)
 Melinda Bendall (BYU, 2007)
 Ray Stewart (UJU, 2000)
 Judkins Record at BYU 234-118
 2011-12 Record 26-7
 2011-12 WCC Record 12-4, T2nd
 2011-12 NCAA First Round
 2011-12 Final Ranking n/a
 Starters Returning/Lost 3/2
 Letterwinners Returning/Lost 10/4
 Newcomers 4

RETURNING STARTERS (3)

Kim Parker Beeston	Jr.	9.5 ppg	3.1 rpg
Lexi Eaton	So.	10.5 ppg	3.1 rpg
Haley Steed	GS.	8.8 ppg	4.8 rpg

STARTERS LOST (2)

Dani Peterson	Sr.	4.0 ppg	3.1 rpg
Kristen Riley	Sr.	8.9 ppg	5.4 rpg

RETURNING LETTERWINNERS (10)

Morgan Bailey	So.	1.8 ppg	1.4 rpg
Kim Parker Beeston	Jr.	9.5 ppg	3.1 rpg
Lexi Eaton	So.	10.5 ppg	3.1 rpg
Ashley Garfield	So.	2.0 ppg	1.0 rpg
Jennifer Hamson	Jr.	9.5 ppg	5.7 rpg
Xojian Harry	So.	2.3 ppg	0.6 rpg
Stephanie Rovetti	So.	2.4 ppg	0.4 rpg
Stephanie Vermunt Seaborn	Jr.	6.5 ppg	2.2 rpg
Haley Steed	GS.	8.8 ppg	4.8 rpg
Keilani Unga	Sr.	4.4 ppg	2.2 rpg*

* Stats are from the 2009-10 season

LETTERWINNERS LOST (4)

Alexis Kaufusi	1.3 ppg	1.1 rpg
Mackenzie Nielson	1.8 ppg	1.4 rpg
Dani Peterson	4.0 ppg	3.1 rpg
Kristen Riley	8.9 ppg	5.4 rpg

NEWCOMERS (4)

Kristine Fuller	5-11 Fr.	G
Kylie Maeda	5-5 Fr.	G
Makenzi Morrison	5-8 Fr.	G
Micaelee Orton	6-2 Fr.	F

2012 -13 BYU BASKETBALL ROSTER

2012-13 NUMERICAL ROSTER

No.	Name	Pos.	Ht.	Cl.	Exp.	Hometown (Previous School)
1	Carley Stratton*	G	5-7	FR	HS	St. George, Utah (Hurricane HS)
2	Stephanie Rovetti+	G	5-6	SO	1V	Reno, Nev. (Reno HS)
3	Ashley Garfield	G	5-11	SO	1V	Morgan, Utah (Morgan HS)
4	Kim Parker Beeston	G	5-11	JR	2V	Heber City, Utah (Wasatch HS)
5	Jennifer Hamson	C	6-7	JR	2V	London, Utah (Pleasant Grove HS)
11	Xojian Harry	G	5-11	SO	1V	Bountiful, Utah (Viewmont/Woods Cross HS)
12	Stephanie Vermunt Seaborn	G/F	6-0	JR	2V	Airdrie, Alberta, Canada (Bert Church HS)
15	Kylie Maeda	G	5-5	FR	HS	Honolulu, Hawaii (Iolani HS)
21	Lexi Eaton	G/F	6-0	SO	1V	Mapleton, Utah (Springville HS)
22	Kristine Fuller#	G	5-11	FR	HS	Crystal Beach, Fla. (Palm Harbor University HS)
23	Makenzi Morrison#	G	5-8	FR	HS	Draper, Utah (Alta HS)
30	Kylie Brown*	G	5-7	SO	1V	Grangeville, Idaho (Grangeville HS)
33	Haley Steed	G	5-4	GS	4V	Syracuse, Utah (Clearfield HS)
34	Micaelee Orton#	F	6-2	FR	HS	Kearns, Utah (Kearns HS)
41	Morgan Bailey	F	6-2	SO	1V	Orem, Utah (Timpanogos HS)
45	Keilani Unga	F	6-2	SR	3V	Warrenville, Ill. (Weaton Warrenville HS)
50	Brooke Romney*	F	6-1	FR	HS	Dallas, Texas (Woodrow Wilson/ASFH HS)

+ Suffered season ending cartilage injury to left knee

Will redshirt the 2012-13 season

* Denotes walk-on for 2012-13 season

Head Coach: Jeff Judkins (Utah 1978) – 12th Season

Assistant Coaches: Chris Boettcher, Melinda Bendall, Ray Stewart

Director of Basketball Operations: Wendy Anae

Athletic Trainer: Jaime Carpenter

Team Manager: MacKenzie Nielson

PRONUNCIATION GUIDE

- No. 11 Xojian Harry (Zoh-Zohn)
- No. 15 Kylie Maeda (Mah-eh-dah)
- No. 34 Micaelee Orton (Mah-kay-lee)
- No. 45 Keilani Unga (Kay-law-nee Oon-gah)

Co-Team Captains

Graduate student Haley Steed and senior Keilani Unga have been chosen by their teammates as co-captains for the 2012-13 season. This is Steed's fifth straight co-captain selection.

Player Injury Report

Sophomore guard Stephanie Rovetti suffered a cartilage injury to her left knee in a team practice. She will not be able to play this season.

BYU Capsule

With a (3-3) record the Cougars are finally back in Utah after playing five consecutive games out of state.

BYU will play a rare neutral-site game in Salt Lake City at EnergySolutions Arena (ESA) taking on Creighton (2-2) Wednesday, Nov. 28 at 3 p.m.

The Cougars have not played at ESA since the 1992-93 season when the WAC Championships were held there.

Last week the Cougars went 1-1 on the road picking up a 62-48 win at Arizona and dropping a hard fought game at Washington State 67-52.

In four of the six games played to date, BYU had three players score in double digits. Sophomore Lexi Eaton has recorded double digits in points in all six contests.

- Head coach: Jeff Judkins, enters his 12th season
- Team's leading scorer: #5 Jennifer Hamson, 23.0 ppg
- Team's leading rebounder: #5 Hamson, 14.0 rpg
- Team's assist leader: #33 Haley Steed, 6.7 apg
- Team's steals leader: #33 Steed, 2.5 spg

Creighton Capsule

Creighton enters the week with a 2-2 record picking up wins over South Dakota State and South Dakota and losing to No. 12 Oklahoma and No. 22 Kansas. The Bluejays return 10 letterwinners including four starters from last year's team that compiled a 20-13, 11-7 record, finishing fourth in the Missouri Valley Conference.

- Head coach: Jim Flanery is in his 11th year with the Bluejays
- Team's leading scorer: #42 Sarah Nelson, 12.8 ppg
- Team's leading rebounder: #42 Nelson, 5.0 rpg
- Team's assist leader: #42 Nelson and #21 Carli Tritz, 2.5 apg
- Team's steals leader: #24 Jasmin Corbin, 2.5 spg

Series History

Creighton leads the series 6-5

Last Meeting

These two teams have not played each other in 20 years when both were part of the WAC.

During the 1991-92 season they split the series during league play with each team winning on its home floor. In Provo on Jan. 27, 1992 BYU won 78-73. In Omaha on Feb. 20, 1992 the Bluejays won 92-63.

USA TODAY/ESPN Top 25 Coaches Poll Week 1 -- Nov. 27, 2012

Rank	School (Record)
1.	Stanford (6-0)
2.	Connecticut (5-0)
3.	Baylor (5-1)
4.	Duke (4-0)
5.	Notre Dame (4-0)
6.	Louisville (7-0)
7.	Penn State (5-0)
8.	Kentucky (4-1)
9.	Georgia (7-0)
10.	Maryland (3-1)
11.	California (5-0)
12.	Oklahoma (5-1)
13.	Purdue (5-1)
14.	Tennessee (4-1)
15.	St. John's (4-1)
16.	Ohio State (4-1)
17.	Oklahoma State (4-0)
18.	Texas (4-0)
19.	Nebraska (5-1)
20.	Kansas (5-0)
21.	UCLA (3-1)
22.	Dayton (6-0)
23.	West Virginia (3-2)
24.	South Carolina (7-0)
25.	Texas A&M (3-3)

Receiving Votes: Gonzaga*

* Denotes BYU Opponent

Poll Watching

Last year the Cougars began receiving votes in December and were ranked as high as No. 23 in February.

2012-13 NCAA Ranking Summary - (11/26/12)

Category - Player	Rank
Assists Per Game - H. Steed	13th

BYU RECORDS

2012-13 BYU Records When...

BYU leads at the half	3-2
Opponent leads at the half	0-1
Score is tied at the half	0-0
Games goes into overtime	0-0
BYU shoots 50% or better	0-0
Opponent shoots 50% or better	0-1
BYU makes five or more 3-pointers	2-1
Opponent makes five or more 3-pointers	1-2
BYU outrebounds opponent	1-1
Opponent outrebounds BYU	2-2
Rebounds are equal	0-0
BYU has 16 and under turnovers	3-3
Opponent has 16 and uner turnovers	1-2
BYU has 17-20 turnovers	0-0
Opponent has 17-20 turnovers	1-1
BYU has more than 20 turnovers	0-0
Opponent has more than 20 turnovers	1-0
BYU dishes out more assists	3-1
Opponent dishes out more assists	0-2
BYU has more blocks	2-2
Opponent has more blocks	0-1
BYU records more steals	2-2
Opponent records more steals	0-1
In November	3-3
In December	0-0
In January	0-0
In February	0-0
In March	0-0
In April	0-0
Last five games	0-0
Longest win streak	0-0
Playing on Monday	0-0
Playing on Tuesday	2-0
Playing on Wednesday	0-0
Playing on Thursday	0-1
Playing on Friday	1-1
Playing on Saturday	0-1
Facing ranked opponents	0-0
Facing unranked opponents	0-0

2012-13 BYU TEAM HIGHS

POINTS	FG PERCENTAGE
(80).....vs. Weber St. (11/9)	(.492).....vs. Weber St. (11/9)
REBOUNDS	3-PT FG PERCENTAGE
(43)..... at Arizona (11/20)	(.421)..... at Harvard (11/16)
3-POINTERS	FT PERCENTAGE
(8)..... at Harvard (11/16)	(.857)..... at Arizona (11/20)
ASSISTS	
(25).....vs. Weber St. (11/9)	
BLOCKS	
(7).....vs.Weber St. (11/9)	
STEALS	
(12).....vs. Weber St. (11/9)	

2012-13 BYU INDIVIDUAL HIGHS

POINTS	
(24).....L. Eaton vs. Web. St. (11/9)	
(23).....J. Hamson at Arizona (11/20)	
(19).....K. Beeston at Harvard (11/16)	
(19).....L. Eaton at Dartmouth (11/13)	
(17).....L. Eaton at Boston College (11/15)	
REBOUNDS	
(14).....J. Hamson at Arizona (11/20)	
(10).....M. Bailey at Dartmouth (11/13)	
(9).....K.Unga at Boston College (11/15)	
(8).....K. Beeston at WashingtonSt. (11/24)	
(7).....M. Bailey vs. Web. St. (11/9)	
(7).....K. Beeston vs. Web.St. (11/9)	
(6).....S. Seaborn vs. Web.St. (11/9)	
3-POINTERS	
(5).....K. Beeston at Harvard (11/16)	
(3).....H. Steed at Harvard (11/16)	
(3).....K. Beeston at Dartmouth (11/13)	
(3).....K. Beeston vs. Web. St. (11/9)	
ASSISTS	
(9).....H. Steed vs. Web. St. (11/9)	
(8).....H. Steed at Arizona (11/20)	
(8).....H. Steed at Harvard (11/16)	
(6).....H. Steed at Darmouth (11/13)	
BLOCKS	
(5).....J. Hamson at Arizona (11/20)	
STEALS	
(4).....H. Steed at Arizona (11/20)	
(4).....H. Steed at Darmouth (11/13)	
(4).....K. Maeda vs. Web. St. (11/9)	
(3).....K. Beeston at Arizona (11/20)	
(3).....K. Unga at Dartmouth (11/13)	
(3).....M. Bailey vs. Web. St. (11/9)	

TRACKING RECORDS (as of 11/25/12)

CAREER

Assists

1. Valerie Cravens - 613 (1980-84)
2. Haley Steed - 599 (2006-present)
4. Erin Thorn - 505 (1999-03)
12. Melinda Johnsen Bendall -347 (2003-07)

Steals

1. Valerie Cravens - 323 (1980-84)
5. Erin Thorn - 236 (1999-03)
7. Haley Steed - 235 (2006-present)

3-pointers

1. Erin Thorn - 391 (1999-03)
4. Haley Steed - 194 (2006-present)

Blocks

1. Tresa Spaulding Hamson -4 94 (1983-87)
2. Debbie Dimond - 199 (1991-95)
4. Jennifer Hamson - 126 (2010-present)
5. Jill Adams - 125 (1996-00)

1,000-Point Club

2. Tresa Spaulding Hamson - 2,309 (1983-87)
4. ErinThorn - 2,061 (1999-03)
15. Mindy Nielson Bonham - 1,322 (2007-11)
22. Haley Steed - 965 (2006-present)

WEST COAST CONFERENCE INFO**Current WCC Standings - 11/26/12**

Place	Team	Conference	Overall
1.	Gonzaga	0-0	6-1
2.	San Diego	0-0	3-1
3.	Saint Mary's	0-0	3-2
4.	San Francisco	0-0	3-2
5.	Loyola Marymount	0-0	4-3
6.	Santa Clara	0-0	3-3
7.	BYU	0-0	3-3
8.	Pepperdine	0-0	2-3
9.	Portland	0-0	1-5

2012-13 WCC Team Stats - 11/26/12

Team Stats	All	Conf
Scoring Offense	8th	
Scoring Defense	4th	
Scoring Margin	4th	
Free Throw %	4th	
Field Goal %	5th	
Field Goal % Defense	4th	
3-Point FG %	6th	
3-Point FG % Defense	9th	
Rebounding Offense	6th	
Rebounding Defense	6th	
Rebounding Margin	7th	
Blocked Shots	4th	
Assists	4th	
Steals	8th	
Turnover Margin	3rdT	
Assist/Turnover Ratio	1st	
Offensive Rebounds	9th	
Defensive Rebounds	5th	
Defensive Reb. %	3rd	
Offensive Reb. %	9th	
3-Point FG Made	4thT	

2012-13 WCC Ind. Stats - 11/26/12

Ind. Overall Stats	Player/Place
Scoring	Eaton/2nd
	Beeston/13th
	Bailey/23rd
Rebounding	Bailey/16th
Field Goal Percentage	Bailey/4th
	Eaton/14th
Assists	Steed/2nd
Free Throw Percentage	Eaton/11thT
Steals	Steed/5thT
3-Point Field Goal Percentage	Beeston/11th
3-Point Field Goals Made	Beeston/3rdT
	Steed/15th
Blocked Shots	Bailey/7th
Assist/Turnover Ratio	Steed/2nd
Offensive Rebounds	Unga/15thT
	Eaton/15thT
Defensive Rebounds	Bailey/12thT
	Beeston/12thT

2012-13 WCC PRESEASON POLL**Preseason Coaches' Poll**

Place	Team	Points
1.	Brigham Young Univ. (5)	61
2.	Gonzaga (4)	60
3.	Saint Mary's	48
4.	Univ. of San Diego	36
5.	Pepperdine	33
6.	Santa Clara	27
7.	Loyola Marymount	25
8.	Portland	24
9.	San Francisco	10

Preseason All-WCC Team

Player (Yr.)	School	Pos.
Alex Cowling (Sr.)	LMU	G/F
Lexi Eaton (So.)	BYU	G
Megan Fulps (Sr.)	SCU	G
Jennifer Hamson (Jr.)	BYU	C
Amy Kame (Jr.)	SD	G
Taelor Karr (Sr.)	GON	G
Danielle Maulding (Jr.)	SMC	F
Jackie Nared (Jr.)	SMC	G
Haiden Palmer (Jr.)	GON	G
Haley Steed (Gr.)	BYU	G

HEAD COACH JEFF JUDKINS

Overall Record: 234-118/11

2012-13: 3-3

2011-12: 26-7, 12-4/T2nd



Career Achievements

- Six 20-plus win seasons – most wins (26) twice in 2005-06 and in 2011-12
- Five NCAA Tournament appearances - best finish, Sweet Sixteen 2001-02, most recent 2012 First Round
- Three WNIT postseason tournament appearances – best finish, Quarterfinal Round (Elite Eight) 2010-11
- Three conference coach of the year awards – 2010-11, 2006-07, 2005-06 - MWC
- Two conference regular season titles – MWC (2005-06 and 2006-07)
- Two conference tournament crowns – MWC (2001-02); WCC (2011-12)
- Coached three All-Americans – Erin Thorn, Ambrosia Anderson, Kristen Riley
- Coached three conference players of the year – Ambrosia Anderson, Dani Kubik Wright, Kristen Riley
- Coached one conference defensive player of the year –Mindy Bonham
- Coached two conference sixth player of the year – Coriann Fraughton, Kristen Riley
- Became BYU's women's basketball all-time winningest coach with his 220th career win when the Cougars defeated Pepperdine, 80-56 on Jan. 12, 2012

Coaching Experience

- Assistant Coach (men) – University of Utah (1989-99)
- Assistant Coach (women)– BYU (2000-01)

Playing Career

- NBA with Boston Celtics, Portland Trailblazers, Detroit Pistons, Utah Jazz – Drafted in the second round by the Boston Celtics in 1978, the same year the Celtics selected Larry Bird with the sixth pick overall
- University of Utah – 1974-78 leading Utah to one conference championship and two berths in the NCAA tournament
- While at Utah was a second team Academic All-American, a three-time District VII academic selection and a three-time First Team All-WAC honoree
- Member of the 1977 United States World Games team that captured the gold medal

Education

University of Utah - Physical and Health Education bachelor's degree, 1978

Personal

- Married to Mary Kay
- Has five children and three grandchildren

Judkins Coaching Record			
School	Yrs.	Rec.	Postseason
BYU	2001-02	24-9	NCAA Sweet 16
BYU	2002-03	19-12	NCAA 1st Round
BYU	2003-04	15-14	DNC
BYU	2004-05	19-11	WNIT 1st Round
BYU	2005-06	26-6	NCAA 2nd Round
BYU	2006-07	23-10	NCAA 1st Round
BYU	2007-08	13-16	DNC
BYU	2008-09	18-11	DNC
BYU	2009-10	23-10	WNIT Quarterfinals
BYU	2010-11	25-9	WNIT Third Round
BYU	2011-12	26-7	NCAA 1st Round
Record:		231-115 (.668)	

**2 — STEPHANIE ROVETTI**

5-6 • SOPHOMORE • GUARD • RENO, NEVADA (RENO HS)

In 2012-13

- Suffered season ending cartilage injury to left knee

In 2011-12

- Played in 31 of the 33 total games
- Averaged 7.5 minutes of playing time
- Posted season highs of 12 points, 6 rebounds, 4 assists and 4 steals
- Averaged 2.4 points per game
- Shot 45 percent from the field and 76 percent from the free throw line
- Recorded her first ever double figure game with 12 points at Tulsa on 11/14/11

2011-12 SEASON HIGHS

PTS	12, at Tulsa – 11/11/11
REB	6, at BYU-H – 11/29/11
AST	4, vs. SUU – 12/8/11
STL	4, vs. SUU – 12/8/11
BLK	—
FGM	4, at Seattle U – 1/25/12
FGA	4, three, last at Seattle U - 1/25/12
3PM	—
3PA	1, three, last vs. Portland – 1/21/12
FTM	8, twice, last vs. SUU – 12/8/11
FTA	10, at Tulsa – 11/11/11

In 2010-11

- Redshirt

Personal

- Parents are David and Diana
- Has one brother and three sisters
- Sister Morgan played on the BYU Rugby Team and the U-20 Women's National Rugby Team
- Majoring in dietetics

CAREER HIGHS

PTS	12, at Tulsa – 11/11/11
REB	6, at BYU-H – 11/29/11
AST	4, vs. SUU – 12/8/11
STL	4, vs. SUU – 12/8/11
BLK	—
FGM	4, at Seattle U – 1/25/12
FGA	4, three, last at Seattle U - 1/25/12
3PM	—
3PA	1, three, last vs. Portland – 1/21/12
FTM	8, twice, last vs. SUU – 12/8/11
FTA	10, at Tulsa – 11/11/11

MISCELLANEOUS

	11-12	Career
Double-Figure PTS	1	1
10-plus Pts	1	1
Double-Doubles	0	0
3-plus AST	4	4
3-plus STL	3	3
3-plus 3-point FG	0	0
Scoring Leader	0	0
Rebound Leader	0	0
Assist Leader	0	0

ROVETTI CAREER STATISTICS (ALL GAMES)

Year	GP	GS	Min	Avg	FG	FGA	Pct	3FG	FGA	Pct	FT	FTA	Pct	Off	Def	TR	Avg	PF	FO	A	TO	Blk	Stl	Pts	Avg
2011-12	31	0	233	7.5	17	38	.447	0	3	.000	41	54	.759	9	20	29	0.9	28	0	28	35	1	19	75	2.4
TOTAL	31	0	233	7.5	17	38	.447	0	3	.000	41	54	.759	9	20	29	0.9	28	0	28	35	1	19	75	2.4

ROVETTI CAREER STATISTICS (CONFERENCE GAMES)

Year	GP	GS	Min	Avg	FG	FGA	Pct	3FG	FGA	Pct	FT	FTA	Pct	Off	Def	TR	Avg	PF	FO	A	TO	Blk	Stl	Pts	Avg
2011-12	15	0	80	5.3	7	14	.500	0	1	.000	7	11	.636	2	4	6	0.4	13	0	8	11	1	4	21	1.4
TOTAL	15	0	80	5.3	7	14	.500	0	1	.000	7	11	.636	2	4	6	0.4	13	0	8	11	1	4	21	1.4

3 — ASHLEY GARFIELD

5-11 • SOPHOMORE • GUARD • MORGAN, UTAH (MORGAN HS)



In 2012-13

- Tied her career high in points with 8 at Washington State while grabbing 3 rebounds, 2 assists and 1 steal in 19 minutes of playing time ... the assists were also season highs
- At Arizona grabbed 5 rebounds which tie for season and career highs in that category
- Started in her first college game at Harvard grabbing 4 rebounds, 2 points, 2 assists and 1 block
- Came off the bench for 4 minutes, scoring 2 points at Boston College
- Grabbed a career high 5 rebounds in the home opener vs. Weber State
- Played 11 minutes while scoring 2 points vs. Weber St.

In 2011-12

- Played in 27 of the 33 total games
- Averaged 5.9 minutes of playing time
- Posted season highs of 8 points, 4 rebounds, 4 assists and 2 steals
- Averaged 2.0 points and 1.0 rebounds per game
- Shot 44 percent from the field, 45 percent from 3-point range and 73 percent from the free throw line
- Saw five minutes of action in her first collegiate game at Tulsa on 11/14/11

2012-13 SEASON HIGHS

PTS	8, at Washington State – 11/24/12
REB	5, twice, last at Arizona – 11/20/12
AST	2, at Washington State – 11/24/12
STL	1, at Washington State – 11/24/12
BLK	–
FGM	2, twice, last at Wash. St. – 11/24/12
FGA	8, at Washington State – 11/24/12
3PM	–
3PA	1, vs. Weber St. – 11/9/12
FTM	4, at Washington State – 11/24/12
FTA	5, at Washington State – 11/24/12

Personal

- Parents are Doug and Kathy
- Has one brother and one sisters
- Majoring in health education

CAREER HIGHS

PTS	8, twice, last at Wash. St. – 11/24/12
REB	5, twice, last at Arizona – 11/20/12
AST	4, vs. SUU – 12/8/11
STL	2, twice, last vs. St. Mary's – 2/4/12
BLK	1, three, last vs. Santa Clara – 2/23/12
FGM	3, twice, last vs. St. Mary's – 2/4/12
FGA	8, at Washington State – 11/24/12
3PM	1, four, last vs. San Diego – 3/3/12
3PA	1, nine, last vs. San Diego – 3/3/12
FTM	4, twice, last at Wash. St. – 11/24/12
FTA	5, twice, last at Wash. St. – 11/24/12

MISCELLANEOUS

	12-13	Career
Double-Figure PTS	0	0
10-plus Pts	0	0
Double-Doubles	0	0
3-plus AST	0	2
3-plus STL	0	3
3-plus 3-point FG	0	0
Scoring Leader	0	0
Rebound Leader	0	0
Assist Leader	0	0

GARFIELD CAREER STATISTICS (ALL GAMES)

Year	GP	GS	Min	Avg	FG	FGA	Pct	3FG	FGA	Pct	FT	FTA	Pct	Off	Def	TR	Avg	PF	FO	A	TO	Blk	Stl	Pts	Avg
2011-12	27	0	160	5.9	14	32	.438	4	9	.444	22	30	.733	9	18	27	1.0	9	0	18	12	3	7	54	2.0
2012-13	6	1	72	12.0	7	17	.412	0	2	.000	7	10	.700	4	17	21	3.5	5	0	6	4	1	2	21	3.5
TOTAL																									

GARFIELD CAREER STATISTICS (CONFERENCE GAMES)

Year	GP	GS	Min	Avg	FG	FGA	Pct	3FG	FGA	Pct	FT	FTA	Pct	Off	Def	TR	Avg	PF	FO	A	TO	Blk	Stl	Pts	Avg
2011-12	14	0	65	4.6	7	14	.500	1	3	.333	10	14	.714	1	8	9	0.6	4	0	5	3	2	3	25	1.8
2012-13																									
TOTAL	14	0	65	4.6	7	14	.500	1	3	.333	10	14	.714	1	8	9	0.6	4	0	5	3	2	3	25	1.8



4 — KIM PARKER BEESTON

5-10 • JUNIOR • GUARD • HEBER CITY, UTAH (WASATCH HS)

In 2012-13

- Led the team in rebounds with 8 in the game at Washington State for season and career highs in that category
- Recorded her fourth game putting up double digits in scoring with 14 at Arizona while dishing out season highs in assists and in steals with 5 and 3 respectively
- Led all scorers with 19 points marking her third double figure game of the year at Harvard, 15 of the points were from 3-point range, the 5 made treys were season highs as were the points, was also perfect from the free throw line going 4-for-4
- Recorded her first double figure game in points with 13 vs. Weber State on 11/9/12
- Tied team highs in rebounds grabbing 7 vs. Weber State

2012-13 SEASON HIGHS

PTS	19, at Harvard – 11/16/12
REB	8, at Washington State – 11/24/12
AST	5, at Arizona – 11/20/12
STL	3, at Arizona – 11/20/12
BLK	1, vs. Weber State – 11/9/12
FGM	5, vs. Weber State – 11/9/12
FGA	11, vs. Weber State – 11/9/12
3PM	5, at Harvard – 11/16/12
3PA	7, twice, last at Harvard – 11/16/12
FTM	4, at Harvard – 11/16/12
FTA	4, at Harvard – 11/16/12

CAREER HIGHS

PTS	25, vs. Arizona – 12/1/11
REB	8, at Washington State – 11/24/12
AST	10, vs. Gonzaga – 3/5/12
STL	5, vs. St. Mary's – 2/4/12
BLK	2, four, last vs. San Diego – 3/3/12
FGM	9, vs. Arizona – 12/1/11
FGA	16, vs. Portland – 1/21/12
3PM	4, vs. Arizona – 12/1/11
3PA	11, at Utah State – 12/17/11
FTM	6, at Santa Clara – 1/28/12
FTA	6, twice, last at Santa Clara – 1/28/12

In 2011-12

- Started all games averaging 27.7 minutes of playing time
- Averaged 9.5 points and 3.1 rebounds per game
- Posted season highs of 25 points, 6 rebounds, 10 assists and 5 steals
- Ranked third on the team in scoring, second in assists and in steals and had team's best free throw percentage .846 (55-65)
- Shot 44 percent from the field, 45 percent from 3-point range and 73 percent from the free throw line
- Named to the WCC All-Academic team
- Garnered two WCC Player of the Week honors
- Recorded double figures in points in 17 games
- In the WCC ranked fourth in assists and in assist/turnover ratio, 15th in blocks and 24th in scoring
- Started her first collegiate game vs. No. 8 Duke on 11/11/11 leading the Cougar team with 14 points, 6 rebounds, 2 assists and 2 steals

Personal

- Parents are Lindsay and Vicki Parker
- Has three sisters and two brothers
- Husband is Spencer Beeston
- Majoring in school health education

MISCELLANEOUS

	12-13	Career
Double-Figure PTS	4	26
20-plus Pts	0	2
Double-Doubles	0	0
3-plus AST	0	30
3-plus STL	0	6
3-plus 3-point FG	2	9
Scoring Leader	1	6
Rebound Leader	1	1
Assist Leader	0	2

BEESTON CAREER STATISTICS (ALL GAMES)

Year	GP	GS	Min	Avg	FG	FGA	Pct	3FG	FGA	Pct	FT	FTA	Pct	Off	Def	TR	Avg	PF	FO	A	TO	Blk	Stl	Pts	Avg	
2009-10	8	0	102	12.8	8	19	.421	4	11	.364	4	7	.571	7	11	18	2.3	11	0	5	10	1	5	24	3.0	
2010-11	33	0	508	15.4	54	131	.412	31	79	.392	26	31	.839	44	39	83	2.5	59	1	49	35	4	24	165	5.0	
2011-12	33	33	915	27.7	108	290	.372	43	152	.283	55	65	.846	33	68	101	3.1	56	1	109	62	16	44	314	9.5	
2012-13	6	6	194	32.3	20	49	.408	14	37	.378	10	13	.769	2	26	28	4.7	11	0	12	15	2	7	64	10.7	
TOTAL																										

BEESTON CAREER STATISTICS (CONFERENCE GAMES)

Year	GP	GS	Min	Avg	FG	FGA	Pct	3FG	FGA	Pct	FT	FTA	Pct	Off	Def	TR	Avg	PF	FO	A	TO	Blk	Stl	Pts	Avg
2009-10	0	0	0	0	0	0	0	0	0	0	0	0	0	0	0	0	0	0	0	0	0	0	0	0	0
2010-11	16	0	241	15.1	27	55	.491	16	35	.457	10	11	.909	15	15	30	1.9	27	0	17	14	2	6	80	5.0
2011-12	16	16	452	28.3	39	138	.283	16	76	.211	31	33	.939	10	38	48	3.0	23	0	49	34	5	23	125	7.8
2012-13																									
TOTAL	32	16	693	21.7	66	193	.342	32	111	.288	41	44	.932	25	53	78	2.4	50	0	66	48	7	29	205	6.4

5 — JENNIFER HAMSON

6-7 • JUNIOR • CENTER • LINDON, UTAH (PLEASANT GROVE HS)



In 2012-13

- Started in her first game of the season at Arizona recording career bests in points with 23 and in rebounds with 14 while picking up her 4th double double in her career
- Had 5 blocks for season bests in that category, the blocks propelled her to 4th place all-time in blocks with 126 in the road game against the Wildcats

In 2011-12

- Played in 31 of the 33 total games averaging 17.8 minutes of playing time
- Averaged 9.5 points and 5.7 rebounds per game
- Posted season highs of 21 points, 11 rebounds and 6 blocks
- Ranked third on the team in scoring, second in rebounds and first in blocks
- Had the team's best field goal percentage .579 (114-197)
- Recorded three double doubles on the year and 14 games tallying double digits in points
- Named to the WCC All-Academic team
- Named to the 2012 WCC All-Tournament Team
- In the WCC ranked first in free throw percentage and in blocks, placed 12th in rebounding, 13th in free throw percentage, offensive rebounds and defensive rebounds, ranked 23rd in scoring
- Is a dual sport student-athlete also competing on the women's volleyball team

2012-13 SEASON HIGHS

PTS	23, at Arizona – 11/20/12
REB	14, at Arizona – 11/20/12
AST	–
STL	1, at Arizona – 11/20/12
BLK	5, at Arizona – 11/20/12
FGM	9, at Arizona – 11/20/12
FGA	17, at Arizona – 11/20/12
3PM	–
3PA	–
FTM	5, at Arizona – 11/20/12
FTA	6, at Arizona – 11/20/12

CAREER HIGHS

PTS	23, at Arizona – 11/20/12
REB	14, at Arizona – 11/20/12
AST	2, twice, last vs. Portland – 1/21/12
STL	2, twice, last at San Diego – 1/14/12
BLK	9, at UNLV – 2/5/11
FGM	9, twice, last at Arizona – 11/20/12
FGA	14, vs. Air Force – 2/9/11
3PM	–
3PA	1, at Portland – 1/2/12
FTM	9, vs. Eastern Washington – 11/26/11
FTA	11, vs. Eastern Washington – 11/26/11

Personal

- Parents are David and Tresa
- Has two brothers and two sisters
- Mother is the former BYU All-American Tresa Spaulding, who holds numerous school records in basketball
- Majoring in exercise science

MISCELLANEOUS

	12-13	Career
Double-Figure PTS	1	25
20-plus Pts	1	1
Double-Doubles	1	4
3-plus AST	0	0
3-plus STL	0	0
3-plus 3-point FG	0	0
Scoring Leader	3	4
Rebound Leader	3	7
Assist Leader	0	0

HAMSON CAREER STATISTICS (ALL GAMES)

Year	GP	GS	Min	Avg	FG	FGA	Pct	3FG	FGA	Pct	FT	FTA	Pct	Off	Def	TR	Avg	PF	FO	A	TO	Blk	Stl	Pts	Avg
2010-11	30	20	455	15.2	90	161	.559	0	0	.000	51	69	.739	58	96	154	5.1	51	1	4	27	45	7	231	7.7
2011-12	31	0	553	17.8	114	197	.579	0	1	.000	67	89	.753	63	115	178	5.7	52	1	17	31	76	17	295	9.5
2012-13	1	1	27	27.0	9	17	.529	0	0	.000	5	6	.833	4	10	14	14.0	3	0	0	2	5	1	23	23.0
TOTAL																									

HAMSON CAREER STATISTICS (CONFERENCE GAMES)

Year	GP	GS	Min	Avg	FG	FGA	Pct	3FG	FGA	Pct	FT	FTA	Pct	Off	Def	TR	Avg	PF	FO	A	TO	Blk	Stl	Pts	Avg
2010-11	16	16	271	16.9	56	97	.577	0	0	.000	27	36	.750	36	52	88	5.5	31	0	2	19	31	4	139	8.7
2011-12	16	0	289	18.1	61	108	.565	0	1	.000	36	49	.735	36	59	95	5.9	27	1	8	14	40	9	158	9.9
TOTAL	32	16	560	17.5	117	205	.571	0	1	.000	63	85	.742	1	8	9	0.6	58	1	10	33	71	13	297	9.3

**11 — XOJIAN HARRY**

5-11 • SOPHOMORE • GUARD • BOUNTIFUL, UTAH (WOODS CROSS HS)

In 2012-13

- Played 21 minutes at Washington State tallying 5 points and 2 rebounds
- In 16 minutes of playing time grabbed 3 rebounds and had 1 steal at Boston College, 11/15/12
- Played 16 minutes in the first game of the year vs. Weber State scoring 6 points, 1 assist and 1 block

In 2011-12

- Played in 32 of the 33 total games
- Averaged 7.8 minutes of playing time
- Shot 40 percent from the field, 27 percent from 3-point range and 43 percent at the free throw line
- Averaged 2.3 points and 0.6 rebounds per game
- Posted season highs of 9 points, 3 rebounds, 2 3-pointers, 2 assists and 3 steals
- Played in her first ever collegiate game vs. No. 8 Duke on 11/11/11 recording 8 points and dishing out 1 assists in 11 minutes of action

Personal

- Parents are Carl and Susan
- Has three brothers and one sister
- Majoring in exercise science

2012-13 SEASON HIGHS

PTS	6, vs. Weber State – 11/9/12
REB	3, at Boston College – 11/15/12
AST	1, vs. Weber State – 11/9/12
STL	1, at Boston College – 11/15/12
BLK	1, vs. Weber State – 11/9/12
FGM	3, vs. Weber State – 11/9/12
FGA	4, vs. Weber State – 11/9/12
3PM	–
3PA	–
FTM	–
FTA	–

CAREER HIGHS

PTS	9, vs. Wisconsin – 11/23/11
REB	3, twice, last at BC – 11/15/12
AST	1, five, last at Gonzaga – 2/25/12
STL	3, at BYU-Hawaii – 11/29/11
BLK	2, vs. Portland – 1/21/12
FGM	4, twice, last at BYU-Hawaii – 11/29/11
FGA	9, at BYU-Hawaii – 11/29/11
3PM	2, twice, last at Portland – 1/2/12
3PA	4, vs. Duke – 11/11/11
FTM	2, vs. Portland – 1/21/12
FTA	4, vs. Portland – 1/21/12

MISCELLANEOUS

	12-13	Career
Double-Figure PTS	0	0
10-plus Pts	0	0
Double-Doubles	0	0
3-plus AST	0	0
3-plus STL	0	0
3-plus 3-point FG	0	0
Scoring Leader	0	0
Rebound Leader	0	0
Assist Leader	0	0

HARRY CAREER STATISTICS (ALL GAMES)

Year	GP	GS	Min	Avg	FG	FGA	Pct	3FG	FGA	Pct	FT	FTA	Pct	Off	Def	TR	Avg	PF	FO	A	TO	Blk	Stl	Pts	Avg
2011-12	32	0	251	7.8	31	78	.397	10	37	.270	3	7	.429	5	14	19	0.6	21	0	6	14	3	14	75	2.3
2012-13	6	0	79	13.2	6	18	.333	2	7	.286	0	3	.000	1	4	5	0.8	12	0	2	5	1	1	14	2.3
TOTAL																									

HARRY CAREER STATISTICS (CONFERENCE GAMES)

Year	GP	GS	Min	Avg	FG	FGA	Pct	3FG	FGA	Pct	FT	FTA	Pct	Off	Def	TR	Avg	PF	FO	A	TO	Blk	Stl	Pts	Avg
2011-12	16	0	126	7.9	12	27	.444	6	14	.429	2	4	.500	1	8	9	0.6	10	0	4	9	2	6	32	2.0
2012-13																									
TOTAL	16	0	126	7.9	12	27	.444	6	14	.429	2	4	.500	1	8	9	0.6	10	0	4	9	2	6	32	2.0


12 — STEPHANIE VERMUNT SEABORN 6-0 • JUNIOR • GUARD • AIRDRIE, ALB. (BERT CHURCH HS)

In 2012-13

- Started her first game at Washington State grabbing 3 rebounds and 2 assists
- Tallied 8 points, 6 rebounds, 1 assist and 1 steal at Boston College, 11/15/12
- Came off the bench playing 10 minutes at Dartmouth while grabbing 4 rebounds and 1 steal
- Played 20 minutes in the first game of the year vs. Weber State on 11/9/12 grabbing 6 rebounds

In 2011-12

- Played in all 33 games
- Averaged nearly 17 minutes of playing time
- Had the team's best 3-point shooting percentage .467 (49-105)
- Tallied the second most 3-pointers made with 49
- Averaged 6.5 points, 2.2 rebounds and 1.1 assists per game
- In the WCC ranked first in 3-point field goal percentage and 11th in 3-point field goals made
- Posted season highs of 14 points, 6 rebounds, 4 3-pointers, 4 assists and 3 steals
- Recorded six games putting up double figures in points

2012-13 SEASON HIGHS

PTS	9, vs. Weber State – 11/9/12
REB	6, twice, last at BC – 11/15/12
AST	1, at Boston College – 11/15/12
STL	2, vs. Weber State – 11/9/12
BLK	–
FGM	3, vs. Weber State – 11/9/12
FGA	6, vs. Weber State – 11/9/12
3PM	1, vs. Weber State – 11/9/12
3PA	2, vs. Weber State – 11/9/12
FTM	2, vs. Weber State – 11/9/12
FTA	2, vs. Weber State – 11/9/12

Personal

- Parents are Carl and Sue Vermunt
- Has four sisters and three brother-in-laws
- Husband is Travis Seaborn
- Majoring in family studies

CAREER HIGHS

PTS	17, vs. Washington – 11/20/10
REB	7, vs. Utah State – 11/23/10
AST	4, twice, last at San Diego – 1/14/12
STL	3, at Weber State – 11/19/11
BLK	2, twice, last vs. San Fran. – 2/16/12
FGM	6, vs. Utah State – 11/23/10
FGA	13, vs. Utah State – 11/23/10
3PM	4, five, last vs. Utah State – 11/23/10
3PA	6, three, last vs. DePaul – 3/17/12
FTM	3, vs. SUU – 12/8/11
FTA	4, vs. SUU – 12/8/11

MISCELLANEOUS

	12-13	Career
Double-Figure PTS	0	9
10-plus Pts	0	9
Double-Doubles	0	0
3-plus AST	0	0
3-plus STL	0	1
3-plus 3-point FG	0	7
Scoring Leader	0	1
Rebound Leader	0	0
Assist Leader	0	0

SEABORN CAREER STATISTICS (ALL GAMES)

Year	GP	GS	Min	Avg	FG	FGA	Pct	3FG	FGA	Pct	FT	FTA	Pct	Off	Def	TR	Avg	PF	FO	A	TO	Blk	Stl	Pts	Avg
2009-10	0	0	0	0	0	0	0	0	0	0	0	0	0	0	0	0	0	0	0	0	0	0	0	0	0
2010-11	29	0	301	10.4	35	118	.297	18	68	.265	12	22	.545	18	25	43	1.5	29	0	11	21	4	11	100	3.4
2011-12	33	0	554	16.8	79	182	.434	49	105	.467	7	12	.583	17	56	73	2.2	38	0	36	29	9	13	214	6.5
2012-13	6	1	106	17.7	5	26	.192	3	23	.130	4	4	1.00	7	14	21	3.5	11	0	5	3	0	4	17	2.8
TOTAL																									

SEABORN CAREER STATISTICS (CONFERENCE GAMES)

Year	GP	GS	Min	Avg	FG	FGA	Pct	3FG	FGA	Pct	FT	FTA	Pct	Off	Def	TR	Avg	PF	FO	A	TO	Blk	Stl	Pts	Avg
2009-10	0	0	0	0	0	0	0	0	0	0	0	0	0	0	0	0	0	0	0	0	0	0	0	0	0
2010-11	12	0	81	6.8	8	26	.308	5	16	.313	5	9	.556	4	3	7	0.6	11	0	1	9	2	2	26	2.2
2011-12	16	0	268	16.8	31	90	.344	22	60	.367	2	4	.500	8	28	36	2.3	16	0	17	13	6	4	86	5.4
2012-13																									
TOTAL	28	0	349	11.8	39	116	.336	27	76	.356	7	13	.538	12	31	43	1.5	27	0	18	22	8	6	112	4.0

21 — LEXI EATON

5-10 • SOPHOMORE • GUARD • MAPLETON, UTAH (SPRINGVILLE HS)



In 2012-13

- Led the team in points with 13 at Washington State marking her 6th straight double figure outing in points
- Finished the game at Arizona with 12 points for her 5th straight double figure contest while going 6-for-6 from the free throw line
- Led all scorers with 17 points at Boston College while grabbing 5 boards and 3 assists
- Recorded second straight double figure outing in points at Dartmouth with 19 leading all scorers
- In the game at Dartmouth shot .833, 5-6 from the charity stripe
- Led all scorers with 24 points in the home opener vs. Weber State while dishing out 4 assists and getting 1 block

2012-13 SEASON HIGHS

PTS	24, vs. Weber State – 11/9/12
REB	5, at Boston College – 11/15/12
AST	4, vs. Weber State – 11/9/12
STL	1, at Arizona – 11/20/12
BLK	1, vs. Weber State – 11/9/12
FGM	9, vs. Weber State – 11/9/12
FGA	17, at Washington State – 11/24/12
3PM	2, at Dartmouth – 11/13/12
3PA	4, at Dartmouth – 11/13/12
FTM	6, at Arizona – 11/20/12
FTA	8, vs. Weber State – 11/9/12

In 2011-12

- Started in all 33 games as a freshman
- Team's second leading scorer averaging 10.5 points per game
- Ranked fourth in field goal percentage .458 (131-286)
- Scored in double digits in 20 games
- Named WCC Co-Newcomer of the Year and made the WCC All-Freshman Team
- Was named the Female Rookie of the Year by the Cougar Club
- In the WCC ranked seventh in field goal percentage and 18th in scoring
- Posted season highs of 26 points, 8 rebounds, 2 3-pointers, 5 assists, 4 steals and 2 blocks
- The 26 points vs. San Diego in the WCC Championships were the most scored by any BYU player on the year
- Is a dual-sport student-athlete competing as a high jumper on the women's track and field team

CAREER HIGHS

PTS	26, vs. San Diego – 3/3/12
REB	8, vs. Santa Clara – 2/23/12
AST	5, vs. Portland – 1/21/12
STL	4 vs. Nevada – 12/22/11
BLK	2, three, last at San Diego – 1/14/12
FGM	10, vs. San Diego – 3/3/12
FGA	20, vs. Duke – 11/11/11
3PM	3, twice, last vs. San Diego – 3/3/12
3PA	5, vs. San Diego – 3/3/12
FTM	5, twice, last at Dartmouth – 11/13/12
FTA	8, vs. Weber State – 11/9/12

Personal

- Parents are Alan and Aleisa
- Has six siblings
- Majoring in psychology

MISCELLANEOUS

	12-13	Career
Double-Figure PTS	5	25
10-plus Pts	5	25
Double-Doubles	0	0
3-plus AST	2	11
3-plus STL	0	4
3-plus 3-point FG	0	2
Scoring Leader	3	8
Rebound Leader	0	0
Assist Leader	0	0

EATON CAREER STATISTICS (ALL GAMES)

Year	GP	GS	Min	Avg	FG	FGA	Pct	3FG	FGA	Pct	FT	FTA	Pct	Off	Def	TR	Avg	PF	FO	A	TO	Blk	Stl	Pts	Avg
2011-12	33	33	752	22.8	131	286	.458	21	60	.350	63	82	.768	49	52	101	3.1	67	1	60	95	13	39	346	10.5
2012-13	6	6	181	30.2	38	83	.458	4	13	.308	24	36	.667	11	12	23	3.8	18	0	9	14	3	2	104	17.3
TOTAL																									

EATON CAREER STATISTICS (CONFERENCE GAMES)

Year	GP	GS	Min	Avg	FG	FGA	Pct	3FG	FGA	Pct	FT	FTA	Pct	Off	Def	TR	Avg	PF	FO	A	TO	Blk	Stl	Pts	Avg
2011-12	16	16	371	23.2	65	139	.468	14	36	.389	32	44	.727	26	23	49	3.1	37	0	27	51	10	13	176	11.0
2012-13																									
TOTAL	16	16	371	23.2	65	139	.468	14	36	.389	32	44	.727	26	23	49	3.1	37	0	27	51	10	13	176	11.0



33 — HALEY STEED

5-4 • GRAD. STUDENT • GUARD • SYRACUSE, UTAH (CLEARFIELD HS)

In 2012-13

- At Washington State had 4 assists and 3 steals, the most on the team in both, also grabbed 5 rebounds for season bests in that category
- Picked up first double figure game in points with 11 at Boston College while dishing out a game-high 5 assists, 3 steals and a season-best 3 rebounds
- For the second straight game, led all players in assists with 6 at Dartmouth
- Dished out a game-high 9 assists in the home opener vs. Weber State
- Put in two 3-pointers vs. Weber State

2012-13 SEASON HIGHS

PTS	11, at Boston College – 11/15/12
REB	5, at Washington State – 11/24/12
AST	9, vs. Weber State – 11/9/12
STL	4, at Arizona – 11/20/12
BLK	1, vs. Weber State – 11/9/12
FGM	4, at Boston College – 11/15/12
FGA	11, at Boston College – 11/15/12
3PM	3, at Harvard – 11/16/12
3PA	7, at Harvard – 11/16/12
FTM	–
FTA	–

In 2011-12

- Finished the year ranked third nationally in assist turnover ratio and fourth in assists per game
- Was a finalist for the Nancy Lieberman Award given to the best female college point guard in the nation
- Made the most 3-pointers on the team with 57
- Ranked second in defensive rebounds with 135 for a 4.1 average
- Played the most minutes on the team averaging 34.1 per game
- Led the team in total assists and steals with 237 and 72 respectively
- Finished ranked eighth all-time in steals with 220
- Finished ranked fourth in career 3-pointers made with 190
- Concluded the season ranked second all-time in career assists with 559, while holding the all-time single season record for assists with 237
- Tallied 13 games where she scored in double figures
- Recorded two double doubles on the season
- Named the 2012 WCC Champs MVP
- Was named to the WCC All-Conference Team
- Name team co-captain, third straight such selection

CAREER HIGHS

PTS	24, twice, last at Tulsa – 11/24/11
REB	15, vs. Duke – 11/11/11
AST	14, vs. Pepperdine – 1/12/12
STL	7 at Arizona State – 3/23/10
BLK	2, four, last vs. SUU – 12/8/11
FGM	9, at Utah – 1/30/10
FGA	17, at Tulsa – 11/24/11
3PM	6, three, last at Tulsa – 11/24/11
3PA	12, at Tulsa – 11/24/11
FTM	6, at Portland State – 11/14/08
FTA	6, twice, last vs. Utah State – 3/19/11

Personal

- Parents are Dorne and Kristen Hall
- Has three siblings
- Husband's name is Bo Steed
- Has degree in exercise and wellness

MISCELLANEOUS

	12-13	Career
Double-Figure PTS	1	42
20-plus Pts	0	3
Double-Doubles	0	3
3-plus AST	5	94
3-plus STL	2	36
3-plus 3-point FG	0	19
Scoring Leader	0	12
Rebound Leader	0	7
Assist Leader	6	54

STEED CAREER STATISTICS (ALL GAMES)

Year	GP	GS	Min	Avg	FG	FGA	Pct	3FG	FGA	Pct	FT	FTA	Pct	Off	Def	TR	Avg	PF	FO	A	TO	Blk	Stl	Pts	Avg	
2006-07	8	0	173	21.6	15	40	.375	9	20	.450	5	8	.625	4	9	13	1.6	19	0	17	19	1	6	44	5.5	
2008-09	1	1	31	31.0	2	9	.222	1	3	.333	6	6	1.000	1	2	3	3.0	1	0	4	5	0	4	11	11.0	
2009-10	33	33	1117	33.8	112	297	.377	58	162	.358	20	28	.714	30	86	116	3.5	77	0	133	73	5	76	296	8.9	
2010-11	34	34	1134	33.4	102	301	.339	65	199	.327	22	28	.786	16	96	112	3.3	72	0	168	64	11	62	289	8.3	
2011-12	33	33	1126	34.1	96	282	.340	57	170	.335	43	55	.782	23	135	158	4.8	63	1	237	89	6	72	292	8.6	
2012-13	6	6	206	34.3	12	53	.226	7	28	.250	2	3	.667	4	13	17	2.8	14	0	40	17	2	15	33	5.5	
TOTAL																										

STEED CAREER STATISTICS (CONFERENCE GAMES)

Year	GP	GS	Min	Avg	FG	FGA	Pct	3FG	FGA	Pct	FT	FTA	Pct	Off	Def	TR	Avg	PF	FO	A	TO	Blk	Stl	Pts	Avg	
2006-07	0	0	0	0	0	0	0	0	0	0	0	0	0	0	0	0	0	0	0	0	0	0	0	0	0	0
2008-09	0	0	0	0	0	0	0	0	0	0	0	0	0	0	0	0	0	0	0	0	0	0	0	0	0	0
2009-10	16	16	548	34.2	56	151	.371	29	81	.358	9	12	.750	18	51	69	4.3	39	1	65	35	5	35	150	9.4	
2010-11	16	16	528	33.0	51	141	.362	33	94	.351	12	14	.857	8	45	53	3.3	33	0	80	25	7	25	147	9.2	
2011-12	16	16	568	35.5	49	138	.355	31	82	.378	19	23	.826	5	61	66	4.1	29	1	124	47	3	36	148	9.3	
2012-13																										
TOTAL	48	48	1644	34.2	156	430	.363	93	257	.362	40	49	.816	31	157	188	3.9	101	2	269	107	15	96	445	9.3	



41 — MORGAN BAILEY

6-2 • SOPHOMORE • FORWARD • OREM, UTAH (TIMPANOGOS HS)

In 2012-13

- In the game at Washington State scored 12 points marking her third double digit outing in points which also tied for season and career highs and got 2 blocks
- Had 2 blocks in the game at Washington State tying her season and career bests in that category
- Saw 14 minutes of action tallying 6 points, 4 rebounds and 1 block in the road game at Arizona
- Recorded her first career double double with 12 points and 10 rebounds at Dartmouth, the boards were game highs, the points and rebounds were both season and career highs
- Started in her first college game vs. Weber State tallying 11 points, 7 rebounds while getting career highs in assists with 3 and in steals with 3

2012-13 SEASON HIGHS

PTS	12, twice, last at Wash. St. – 11/24/12
REB	10, at Dartmouth – 11/13/12
AST	3, vs. Weber State – 11/9/12
STL	3, vs. Weber State – 11/9/12
BLK	2, twice, last at Wash. St. – 11/24/12
FGM	6, at Dartmouth – 11/13/12
FGA	12, at Dartmouth – 11/13/12
3PM	–
3PA	–
FTM	2, at Harvard – 11/16/12
FTA	2, twice, last at Harvard – 11/16/12

In 2011-12

- Saw action in a total of 25 games
- Averaged 5.5 minutes of playing time
- Played in her first collegiate game at Tulsa where she tallied 5 points, 4 rebounds and 2 blocks in 11 minutes of action
- Averaged 1.8 points and 1.4 rebounds in all games
- Saw action in 13 WCC games on the year averaging 1.2 points and 1.0 rebounds per contest
- Picked up season highs with 7 points, 4 rebounds, 1 assist, 2 blocks and 2 steals

In 2010-11

- Redshirt

CAREER HIGHS

PTS	12, twice, last at Wash. St. – 11/24/12
REB	10, at Dartmouth – 11/13/12
AST	3, vs. Weber State – 11/9/12
STL	3, vs. Weber State – 11/9/12
BLK	2, four, last at Wash. St. – 11/24/12
FGM	6, at Dartmouth – 11/13/12
FGA	12, at Dartmouth – 11/13/12
3PM	1, twice, last vs. Portland – 1/21/12
3PA	1, ten, last vs. Santa Clara – 2/23/12
FTM	3, at BYU-H – 11/29/11
FTA	4, at BYU-H – 11/29/11

Personal

- Parents are Roxanne Bailey and Carl Bailey
- Has one brother and one sister
- Born in Alexandria, Virginia
- Uncle is Thurl Bailey

MISCELLANEOUS

	12-13	Career
Double-Figure PTS	2	2
10-plus Pts	1	1
Double-Doubles	1	1
3-plus AST	1	1
3-plus STL	1	1
3-plus 3-point FG	0	0
Scoring Leader	0	0
Rebound Leader	1	1
Assist Leader	0	0

BAILEY CAREER STATISTICS (ALL GAMES)

Year	GP	GS	Min	Avg	FG	FGA	Pct	3FG	FGA	Pct	FT	FTA	Pct	Off	Def	TR	Avg	PF	FO	A	TO	Blk	Stl	Pts	Avg
2011-12	25	0	137	5.5	17	50	.340	2	10	.200	8	14	.571	17	19	36	1.4	13	0	5	16	4	5	44	1.8
2012-13	6	3	124	20.7	25	46	.543	0	1	.000	3	4	.750	7	26	33	5.5	9	0	4	7	7	4	53	8.8
TOTAL																									

BAILEY CAREER STATISTICS (CONFERENCE GAMES)

Year	GP	GS	Min	Avg	FG	FGA	Pct	3FG	FGA	Pct	FT	FTA	Pct	Off	Def	TR	Avg	PF	FO	A	TO	Blk	Stl	Pts	Avg
2011-12	13	0	51	3.9	7	21	.333	1	4	.250	1	2	.500	7	6	13	1.0	4	0	3	7	2	3	16	1.2
2012-13																									
TOTAL	13	0	51	3.9	7	21	.333	1	4	.250	1	2	.500	7	6	13	1.0	4	0	3	7	2	3	16	1.2



45 — KEILANI UNGA

6-2 • SENIOR • FORWARD • WARRENVILLE, IL (WEATON WARRENVILLE HS)

In 2012-13

- Picked up season highs in points with 14 to go along with 4 rebounds, 1 assist and 1 steal at Harvard, the points are the first double digit outing in points on the year and the 12th of her career
- Led the team in rebounds with 9 at Boston College for season and career highs in that category
- Tallied 9 points and season highs in rebounds with 5 and in steals with 3 at Dartmouth
- Shot .833, 5-6 from the free throw line at Dartmouth
- Started in the first game of the year vs. Weber State putting up 9 points

From 2007-2010

- Has started in 67 of 91 total games in three previous seasons
- Enters her final year averaging 4.4 points and 2.6 rebounds per game
- During her junior season finished ranked fifth in assists with 36
- Has recorded double digit scoring in 11 games
- In her sophomore season had the most blocks on the team with 19 and ranked third in field goal percentage .406 (63-155)
- As a freshman she averaged 20 minutes of playing time
- In her junior season she started in all games averaging 17.3 minutes of playing time
- Career highs include 19 points, 8 rebounds, 3 assists, 3 blocks and 3 steals
- Picked up season highs with 7 points, 4 rebounds, 1 assist, 2 blocks and 2 steals

Personal

- Parents are Sione and Lose Moeaki
- Has three brothers and two sisters
- Husband's name is Harvey Unga, played football at BYU from 2006 to 2010 as a running back
- They have two children, Jackson (2) and Lei La (1)
- Born in Winfield, Illinois
- Majoring in public health

2012-13 SEASON HIGHS

PTS	14, at Harvard – 11/16/12
REB	9, at Boston College – 11/15/12
AST	2, vs. Weber State – 11/9/12
STL	3, at Dartmouth – 11/13/12
BLK	1, vs. Weber State – 11/9/12
FGM	4, vs. Weber State – 11/9/12
FGA	11, vs. Weber State – 11/9/12
3PM	–
3PA	–
FTM	5, at Dartmouth – 11/13/12
FTA	6, at Dartmouth – 11/13/12

CAREER HIGHS

PTS	19, vs. Hartford – 11/20/07
REB	9, at Boston College – 11/15/12
AST	3, six, last at Cal – 3/27/10
STL	3, six, last at Dartmouth – 11/13/12
BLK	3, vs. Wyoming – 2/20/10
FGM	6, three, last vs. UVU – 11/13/09
FGA	11, vs. Weber State – 11/9/12
3PM	1, twelve, last vs. CSU – 2/17/10
3PA	3, vs. CSU – 2/17/10
FTM	7, vs. Hartford – 11/20/07
FTA	10, vs. Hartford – 11/20/07

MISCELLANEOUS

	12-13	Career
Double-Figure PTS	1	12
10-plus Pts	0	11
Double-Doubles	0	0
3-plus AST	0	6
3-plus STL	1	3
3-plus 3-point FG	0	0
Scoring Leader	0	2
Rebound Leader	1	2
Assist Leader	0	1

UNGA CAREER STATISTICS (ALL GAMES)

Year	GP	GS	Min	Avg	FG	FGA	Pct	3FG	FGA	Pct	FT	FTA	Pct	Off	Def	TR	Avg	PF	FO	A	TO	Blk	Stl	Pts	Avg	
2007-08	29	9	476	16.4	39	90	.433	1	2	.500	26	40	.650	33	51	84	2.9	53	0	26	70	7	8	105	3.6	
2008-09	29	25	580	20.0	63	155	.406	4	17	.235	24	37	.649	40	41	81	2.8	57	0	18	64	19	22	154	5.3	
2009-10	33	33	571	17.3	57	133	.429	7	18	.389	24	38	.632	33	39	72	2.2	53	0	34	52	8	13	145	4.4	
2012-13	6	6	161	26.8	14	36	.389	0	0	.000	10	15	.667	11	16	27	4.5	12	0	5	11	1	6	38	6.3	
TOTAL																										

UNGA CAREER STATISTICS (CONFERENCE GAMES)

Year	GP	GS	Min	Avg	FG	FGA	Pct	3FG	FGA	Pct	FT	FTA	Pct	Off	Def	TR	Avg	PF	FO	A	TO	Blk	Stl	Pts	Avg	
2007-08	16	4	227	14.2	8	28	.286	1	2	.500	9	14	.643	15	22	37	2.3	23	0	11	31	2	6	26	1.6	
2008-09	16	12	305	19.1	35	88	.398	3	7	.429	11	18	.611	15	18	33	2.1	34	0	8	35	10	11	84	5.3	
2009-10	16	16	263	16.4	23	56	.411	3	7	.429	12	16	.750	6	20	26	1.6	24	0	15	20	6	6	61	3.8	
2012-13																										
TOTAL	48	32	795	16.5	66	172	.384	7	16	.438	32	48	.667	36	60	96	2.0	81	0	34	86	18	23	171	3.6	

Walk-on Bios

**1 — CARLY STRATTON**

5-7 • FRESHMAN • GUARD • ST. GEORGE, UTAH (HURRICANE HS)

Before BYU

- Four-year letterwinner in basketball
- Two-time team captain
- Team MVP
- Three-time First Team All-Region
- Averaged 9.7 points, 5.3 rebounds, 5.0 assists and 3.7 steals her senior year
- Played on the Red Rocks Raider Basketball Club
- Four-year letterwinner in soccer garnering Region MVP and First Team All-Region
- Four-year letterwinner in softball garnering First Team All-Region honors
- Four-year Honor Roll, National Honor Society and four-time Top Scholar award

Personal

- Parents are Craig and Connie
- Has five siblings
- Born in St. George, Utah

**30 — KYLIE BROWN**

5-7 • SOPHOMORE • GUARD • GRANGEVILLE, ID (GRANGEVILLE HS)

In 2011-12

- Saw action in nine games
- Averaged 2.5 minutes of playing time
- Shot 22 percent from the field and 14 percent from 3-point range
- Scored a total of 7 points, 1 steal and 1 assist during her freshman campaign
- Played in four West Coast Conference games

Personal

- Parents are Joel and Brandy
- Has two brothers and two sisters
- Born in West Lake, California

**50 — BROOKE ROMNEY** 6-1 • FRESHMAN • FORWARD • DALLAS, TX (WOODROW WILSON & ASFM HS)**Before BYU**

- Four-year letterwinner in basketball
- Two-time Spirit Award recipient in 2011 and 2012 at ASFM
- Team captain in 2012
- Leading scorer at ASFM in 2012, averaging 15.0 points per game
- Newcomer of the Year in 2008 at Woodrow Wilson HS
- Letterwinner in volleyball, softball and track and field
- Received the Steve Fordham Award at ASFM
- Four-year Honor Roll
- National Honor Society

Personal

- Parents are Brent and Ella
- Has five siblings
- Born in Dallas, Texas

Brigham Young University Combined Team Statistics (as of Nov 24, 2012)
All games

RECORD:	OVERALL	HOME	AWAY	NEUTRAL
ALL GAMES	3-3	1-0	2-3	0-0
CONFERENCE	0-0	0-0	0-0	0-0
NON-CONFERENCE	3-3	1-0	2-3	0-0

##	Player	gp-gs	min	Total		3-Point		F-Throw		Rebounds				pf	dq	a	to	blk	stl	pts	avg	
				fg-fga	fg%	3fg-fga	3fg%	ft-fga	ft%	off	def	tot	avg									
05	HAMSON, Jennifer	1-1	27	27.0	9-17	.529	0-0	.000	5-6	.833	4	10	14	14.0	3	0	0	2	5	1	23	23.0
21	EATON, Lexi	6-6	181	30.2	38-83	.458	4-13	.308	24-36	.667	11	12	23	3.8	18	0	9	14	3	2	104	17.3
04	BEESTON, Kim	6-6	194	32.3	20-49	.408	14-37	.378	10-13	.769	2	26	28	4.7	11	0	12	15	2	7	64	10.7
41	BAILEY, Morgan	6-3	124	20.7	25-46	.543	0-1	.000	3-4	.750	7	26	33	5.5	9	0	4	7	7	4	53	8.8
45	UNGA, Keilani	6-6	161	26.8	14-36	.389	0-0	.000	10-15	.667	11	16	27	4.5	12	0	5	11	1	6	38	6.3
33	STEED, Haley	6-6	206	34.3	12-53	.226	7-28	.250	2-3	.667	4	13	17	2.8	14	0	40	17	2	15	33	5.5
03	GARFIELD, Ashley	6-1	72	12.0	7-17	.412	0-2	.000	7-10	.700	4	17	21	3.5	5	0	6	4	1	2	21	3.5
12	SEABORN, Stephanie	6-1	106	17.7	5-26	.192	3-23	.130	4-4	1.000	7	14	21	3.5	11	0	5	3	0	4	17	2.8
11	HARRY, Xojian	6-0	79	13.2	6-18	.333	2-7	.286	0-3	.000	1	4	5	0.8	12	0	2	5	1	1	14	2.3
15	MAEDA, Kylie	6-0	45	7.5	1-3	.333	0-1	.000	4-4	1.000	2	4	6	1.0	4	0	5	5	1	5	6	1.0
30	BROWN, Kylie	2-0	3	1.5	0-0	.000	0-0	.000	0-0	.000	0	0	0	0.0	0	0	0	0	0	0	0	0.0
50	ROMNEY, Brooke	1-0	1	1.0	0-0	.000	0-0	.000	0-0	.000	0	1	1	1.0	0	0	0	0	0	0	0	0.0
01	STRATTON, Carly	1-0	1	1.0	0-0	.000	0-0	.000	0-0	.000	0	0	0	0.0	1	0	0	1	0	0	0	0.0
Team											8	12	20				1					
Total.....		6	1200		137-348	.394	30-112	.268	69-98	.704	61	155	216	36.0	100	0	88	85	23	47	373	62.2
Opponents.....		6	1200		128-325	.394	24-68	.353	80-115	.696	66	165	231	38.5	83	-	70	103	13	43	360	60.0

TEAM STATISTICS	BY	OPP	Date	Opponent	Score	Att.
SCORING	373	360	11/9/12	WEBER STATE	W 80-55	1120
Points per game	62.2	60.0	11/13/12	at Dartmouth	W 58-57	642
Scoring margin	+2.2	-	11/15/12	at Boston College	L 56-62	670
FIELD GOALS-ATT	137-348	128-325	11/16/12	at HARV	L 65-71	631
Field goal pct	.394	.394	11/20/12	at Arizona	W 62-48	3375
3 POINT FG-ATT	30-112	24-68	11/24/12	at Washington State	L 52-67	0
3-point FG pct	.268	.353	* = Conference game			
3-pt FG made per game	5.0	4.0				
FREE THROWS-ATT	69-98	80-115				
Free throw pct	.704	.696				
F-Throws made per game	11.5	13.3				
REBOUNDS	216	231				
Rebounds per game	36.0	38.5				
Rebounding margin	-2.5	-				
ASSISTS	88	70				
Assists per game	14.7	11.7				
TURNOVERS	85	103				
Turnovers per game	14.2	17.2				
Turnover margin	+3.0	-				
Assist/turnover ratio	1.0	0.7				
STEALS	47	43				
Steals per game	7.8	7.2				
BLOCKS	23	13				
Blocks per game	3.8	2.2				
ATTENDANCE	1120	5318				
Home games-Avg/Game	1-1120	5-1064				
Neutral site-Avg/Game	-	0-0				

Score by Periods	1st	2nd	Totals
Brigham Young Univer	183	190	373
Opponents	164	196	360

2012-2013 BYU BASKETBALL RADIO/TV ROSTER



CARLY STRATTON
FRESHMAN, 5-7, GUARD



STEPHANIE ROVETTI
SOPHOMORE, 5-6, GUARD



ASHLEY GARFIELD
SOPHOMORE, 5-11, GUARD



KIM PARKER BEESTON
JUNIOR, 5-11, GUARD



JENNIFER HAMSON
JUNIOR, 6-7, CENTER




XOJIAN HARRY
SOPHOMORE, 5-11, GUARD




STEPHANIE SEABORN
JUNIOR, 6-0, FORWARD/GUARD




KYLIE MAEDA
FRESHMAN, 5-5, GUARD



LEXI EATON
SOPHOMORE, 6-0,
FORWARD/GUARD



KYLIE BROWN
SOPHOMORE, 5-7, GUARD




HALEY STEED
GRADUATE, 5-4, GUARD



MORGAN BAILEY
SOPHOMORE, 6-2, CENTER



KEILANI UNGA
SENIOR, 6-2, FORWARD



BROOKE ROMNEY
FRESHMAN, 6-1, FORWARD



JEFF JUDKINS
HEAD COACH



CHRIS BOETTCHER
ASSISTANT COACH



MELINDA BENDALL
ASSISTANT COACH



RAY STEWART
ASSISTANT COACH

