

VOLLEYBALL

Rachel Hawks, BYU Athletic Communications | O: (801) 422-8999 | mvolleyball_sid@byu.edu | twitter: @byuvolleyball, facebook.com/byuvolleyball

BYU 2014 SCHEDULE

Date	Day	Opponent	Time/Result TV
1/3	Fri	@ No. 7 Loyola	L, 3-0
1/4	Sat	@ No. 10 Lewis	L, 3-1
1/10	Fri	Cal State Northridge	W, 3-0 BYUtv
1/11	Sat	No. 1 Long Beach St.	W, 3-1
1/17	Fri	@ UC Irvine	7 p.m. PST
1/18	Sat	@ UC San Diego	7 p.m. PST
1/24	Fri	Stanford	7 p.m. MST BYUtv
1/25	Sat	Pacific	7 p.m. MST BYUtv
1/31	Fri	@ Pepperdine	7 p.m. PST
2/1	Sat	@ USC	5 p.m. PST
2/3	Mon	@ Cal Baptist	7 p.m. PST
2/14	Fri	@ Pacific	7 p.m. PST
2/15	Sat	@ Stanford	7 p.m. PST
2/28	Fri	USC	7 p.m. MST BYUtv
3/1	Sat	Pepperdine	7 p.m. MST BYUtv
3/7	Fri	@ Long Beach St.	7 p.m. PST
3/8	Sat	@ Cal St. Northridge	7 p.m. PST
3/14	Fri	UC Irvine	7 p.m. MDT BYUtv
3/15	Sat	UC San Diego	7 p.m. MDT BYUtv
3/22	Sat	Cal Baptist	7 p.m. MDT
3/28	Fri	UC Santa Barbara	7 p.m. MDT BYUtv
3/29	Sat	UCLA	8 p.m. MDT BYUtv
4/4	Fri	@ Hawai'i	7 p.m. HST
4/5	Sat	@ Hawai'i	7 p.m. HST
4/11	Fri	@ UC Santa Barbara	7 p.m. PDT
4/12	Sat	@ UCLA	7 p.m. PDT

TEAM COMPARISON

(averages as of 1/7)

CATEGORY	BYU
W-L	2-2
Last 10	2-2
Last 5	2-2
Sets	14
Kills	171
Kills Per Set	12.21
Opp. Kills Per Set	13.36
Hitting %	.270
Opp. Hitting %	.268
Assists Per Set	11.71
Aces Per Set	1.21
Digs Per Set	7.71
Opp. Digs Per Set	8.86
Blocks Per Set	2.75
Solo Blocks Per Set	.21
Block Assists Per Set	5.07

UCI	CATEGORY	UCSD
3-3	W-L	0-3
3-3	Last 10	0-3
2-3	Last 5	0-3
24	Sets	9
301	Kills	79
12.54	Kills Per Set	8.78
11.92	Opp. Kills Per Set	13.78
.268	Hitting %	.107
.235	Opp. Hitting %	.356
11.79	Assists Per Set	8.56
1.12	Aces Per Set	.56
8.17	Digs Per Set	7.33
9.54	Opp. Digs Per Set	9.67
2.54	Blocks Per Set	2.0
.46	Solo Blocks Per Set	.22
4.17	Block Assists Per Set	3.56

AWAY



No. 8 BYU (2-2, 2-0 MPSF) COUGARS

Head Coach Chris McGown
Alma Mater BYU, 1994
Career Record 52-14 (.788)
Record at BYU Same
Years at BYU 3
Record vs. UCI 4-2
Record vs. UCSD 4-0

HOME



NO. 7 UC IRVINE ANTEATERS (3-3, 0-2 MPSF)

Head Coach David Kniffin Career Record 28-10
Alma Mater UCI, 2003 Record at UCI Same
Years at CSUN 2



UC SAN DIEGO TRITONS (0-3, 0-2 MPSF)

Head Coach Kevin Ring Career Record 66-167
Alma Mater UCSD, 1996 Record at LBSU Same
Years at LBSU 9

GAME INFORMATION

UCI
First serve Fri., 7 p.m. PST
Video none
Live Stats UCIrvinestats.com
UCSD
First serve Sat., 7 p.m. PST
Video Live streaming
UCSDtriton.com
Live Stats UCSDtriton.com

SERIES INFORMATION

UCI
BYU leads 40-12
Last Meeting BYU lost 3-0, 5/4/13
NCAA Championship
UCSD
BYU leads 34-0
Last Meeting BYU won 3-0, 3/1/13

BYU STORYLINES

- **Taylor Sander was named MPSF Player of the Week** following his 38-kill performances against Cal State Northridge and then-No. 1 Long Beach State last weekend. Sander had 24 kills on .362 hitting.
- **BYU last played UC Irvine in the 2013 NCAA Men's Volleyball Championships.** The Anteaters won 3-0 in the title match. BYU is 40-12 against UC Irvine.
- **The Cougars have never lost to UC San Diego.** BYU is 34-0 against the Tritons. The teams last played in La Jolla, Calif., where the Cougars won 3-0.
- **Career night.** Setter Tyler Heap set career records in assists (47), digs (11), kills (3) and blocks (4) against then-No. 1 Long Beach State Saturday. Outside hitter Matt Underwood also had a career high in digs (7).
- **Cougar setter Heap is from La Jolla, Calif.,** home of UC San Diego. BYU doesn't have any players from Irvine, Calif., but has 10 Californians total on the roster.

BYU ROSTER

No.	Name	Ht.	Pos.	Class	Hometown/Last school
1	Price Jarman	6-8	MB	Fr.	Las Vegas, Nev./Bonanza High School
2	Carson Heninger	6-5	OPP	So.	Magrath, AB, Canada/Mount Royal University
3	Evan Chang	6-0	LIB	So.	San Francisco, Calif./Urban School of San Francisco
5	Kiril Meretev	6-8	OH	Fr.	Saedinenie, Bulgaria/Math High School
6	Josue Rivera	6-3	OH	Jr.	San Juan, P.R./Colegio San Ignacio
7	Phil Fuchs	6-4	OPP	Jr.	Lindon, Utah/Brookfield East High School
8	Nick Valencia	6-7	MB	Sr.	Centerville, Ohio/Centerville High School
9	Tyler Heap	6-6	S	So.	La Jolla, Calif./La Jolla High School
10	Jake Langlois	6-10	MB	Fr.	San Jose, Calif./Santa Teresa High School
11	Matt Underwood	6-6	OH	So.	San Diego, Calif./Rancho Bernardo High School
12	Jaylen Reyes	6-1	LIB	Jr.	Honolulu, Hawaii/Kamehameha Schools
14	Bennett Bird	6-7	OH	Fr.	San Diego, Calif./Westview High School
15	Taylor Sander	6-4	OH	Sr.	Huntington Beach, Calif./Norco High School
16	Tim Dobbert	6-10	OPP	Fr.	Aichelberg, Germany/Claude Domier Schule
17	Joseph Grosh	6-7	MB	Fr.	Danville, Calif./San Ramon Valley High School
18	Robbie Sutton	6-6	S	So.	San Diego, Calif./Rancho Bernardo High School
19	Devin Young	6-9	MB	Sr.	McMurray, Pa./Peters Township High School
22	Hamilton Day	6-1	S	So.	Newport Beach, Calif./Newport Harbor High School
23	Michael Hatch	6-8	MB	So.	Agoura Hills, Calif./Agoura High School

Head coach: Chris McGown
Assistant coaches: Rob Neilson, Mike Wilton, Carl McGown
Technical assistant: Giuseppe Vinci
Trainer: Blain Empey

Pronunciations

Phil Fuchs	FYOOKS
Jake Langlois	Lang-LOYS
Kiril Meretev	KIHR-ee-ahl
Josue Rivera	Hoh-SWAY Ree-VEH-rah
Jaylen Reyes	RAY-uhs

2014 QUICK FACTS

Location Provo, Utah 84602
 Elevation 4,553 feet
 Enrollment 32,980
 Founded October 15, 1875
 Owned LDS Church
 Nickname Cougars
 Mascot Cosmo the Cougar
 Colors Dark Blue and White
 Arena Smith Fieldhouse (5,000)
 Court Elaine Michaelis Court
 BYU President Cecil O. Samuelson (Utah, 1970)
 Athletics Director Tom Holmoe (BYU, 1983)
 Head Coach Chris McGown (BYU, 1994)
 Seasons entering 3rd yr.
 Career Record 52-14 (.788)
 Record at BYU Same
 Assist. Coaches Milke Wilton, Rob Neilson
 Carl McGown, Giuseppe Vinci
 2014 Overall Record 2-2
 2014 MPSF Record 2-0
 2013 Overall Record 26-5
 2013 MPSF Record 21-3
 Final National Ranking No. 2
 Starters Returning/Lost 4/3
 Letterwinners Returning/Lost 7/4
 Newcomers 4
 National Championships 3 (1999, 2001, 2004)
 Winning Seasons 19
 MPSF Championships 4
 AVCA All-America Citations 47
 First Year of Volleyball 1990
 All-time Record 454-216 (.678)

VOLLEYBALL CONTACT

Volleyball SID Rachel Hawks
 Office 801-422-8999
 Cell 801-380-9668
 Email mvolleyball_sid@byu.edu
 Secondary contact Brett Pyne
 Office 801-422-4912
 Email brett_pyne@byu.edu
 Media Relations Main Office 801-422-8948
 Media Relations Fax 801-422-0633
 Website www.byucougars.com
 Twitter @BYUcougars, @BYUvolleyball
 Facebook facebook.com/byuvolleyball
 Address 30 Smith Fieldhouse, Provo, UT 84602

WEEKLY RELEASE

PROVO, Utah—After taking down the top team in the nation Saturday, No. 8 BYU men’s volleyball hits the road for matches against UC Irvine Friday and UC San Diego Saturday in California.

Friday’s 7 p.m. PST match at UC Irvine (3-3, 0-2 MPSF) will be BYU’s first time meeting the Anteaters since the 2013 NCAA Men’s Volleyball Championship title match, when the Cougars (2-2, 2-0 MPSF) lost 3-0.

BYU then travels to La Jolla, Calif., with hopes to maintain its unbeaten record against the Tritons (0-3, 0-2 MPSF) while UC San Diego looks for its first win of the season. The first serve for that match will be at 7 p.m. PST.

The Cougars come off back-to-back wins, one against then-No. 1 Long Beach State in the Smith Fieldhouse. Senior outside hitter Taylor Sander led BYU with 38 kills and 14 digs on the weekend, picking up his fourth career MPSF Player of the Week honor for his performance. Setter Tyler Heap had a career night against the 49ers, collecting new personal bests in assists (47), digs (11), blocks (4) and kills (3).

Sander averages 4.57 kills per set on .318 hitting to lead the Cougars in kills and 1.50 digs per set. Heap averages 10.57 assists per set and 1.50 digs per set.

UC Irvine returns senior outside hitter and 2013 NCAA tournament MVP Connor Hughes. Hughes leads the team in digs with 1.88 per set. Junior opposite hitter Zack La Cavera leads the Anteaters with 4.40 kills per set.

UC San Diego is led on offense by Nick Iorfino and Johl Awerkamp, who each average 2.22 kills per set. Mike Brunsting averages 1.83 digs per set to lead the Tritons.

UC San Diego plays against Cal Baptist Thursday before hosting BYU.

RETURNING STARTERS (4)

Jaylen Reyes Jr. 6-1 LIB
 Josue Rivera Jr. 6-3 OH
 Taylor Sander Sr. 6-4 OH
 Devin Young Sr. 6-9 MB

STARTERS LOST (3)

Russ Lavaja Sr. 6-7 MB
 Ryan Boyce Sr. 6-1 S
 Ben Patch Fr. 6-8 OPP

RETURNING LETTERWINNERS (7)

Phil Fuchs Jr. 6-4 OH
 Michael Hatch So. 6-8 MB
 Tyler Heap So. 6-6 S
 Jaylen Reyes Jr. 6-1 LIB
 Josue Rivera Jr. 6-3 OH
 Taylor Sander Sr. 6-4 OH
 Devin Young Sr. 6-9 MB

LETTERWINNERS LOST (4)

Ryan Boyce Sr. 6-1 S
 Russ Lavaja Sr. 6-7 MB
 Steve Rindfleisch Sr. 6-9 OPP
 Ben Patch Fr. 6-8 OPP

OTHERS RETURNING (7)

Evan Chang So. 6-0 LIB
 Joseph Grosh R Fr. 6-7 MB
 Carson Heninger So. 6-5 OPP
 Robbie Sutton So. 6-6 S
 Matt Underwood So. 6-6 OH
 Nick Valencia Sr. 6-7 MB
 Bennett Bird R Fr. 6-5 OH

OTHERS LOST (2)

Andrew Heap Jr. 6-4 OH
 Erik Mayer Sr. 6-6 OPP, OH

BREAKDOWN BY GEOGRAPHY

Alberta, Canada (1) Germany (1)
 Carson Heninger Tim Dobbert
Bulgaria (1) Hawai’i (1)
 Kiril Meretev Jaylen Reyes
California (10) Nevada (1)
 Bennett Bird Price Jarman
 Evan Chang Ohio (1)
 Hamilton Day Nick Valencia
 Joseph Grosh Pennsylvania (1)
 Michael Hatch Devin Young
 Tyler Heap Puerto Rico (1)
 Jake Langlois Josue Rivera
 Taylor Sander Utah (1)
 Robbie Sutton Phil Fuchs
 Matt Underwood

NEWCOMERS (4)

Tim Dobbert Fr. 6-10 OPP
 Price Jarman R Fr. 6-8 MB (mission)
 Jake Langlois Fr. 6-10 MB
 Kiril Meretev Fr. 6-8 OH

BREAKDOWN BY CLASS

Senior: 3
 Junior: 3
 Sophomore: 7
 Freshman: 6

2014 BYU TEAM HIGHS

KILLS	DIGS
3 games37 vs. CSUN 1/10	3 games23 vs. LUC 1/3
4 games56 vs. LBSU 1/11	4 games47 vs. LBSU 1/10
5 games	5 games
ATTEMPTS	BLOCKS
3 games86 vs. LUC 1/3	3 games9.5 vs. LUC 1/3
4 games125 vs. LBSU 1/11	4 games11 vs. LBSU 1/11
5 games	5 games
ASSISTS	
3 games37 vs. CSUN 1/10	
4 games55 vs. LBSU 1/11	
5 games	

2014 BYU Records When...

Facing ranked opponents	1-2
Facing unranked opponents	1-0
In three sets	1-1
In four sets	1-1
In five sets	0-0
In first set of the match	2-2
In second set of the match	2-2
In third set of the match	2-2
In fourth set of the match	1-1
In fifth set of the match	0-0
Winning first set	2-0
Opponent wins first set	0-2
Recording more kills	2-0
Opponent records more kills	0-2
Opponent and BYU record equal number of kills	0-0
Recording higher hitting percentage	2-0
Opponent records higher hitting percentage	0-2
Opponent and BYU record equal hitting percentage	0-0
Hitting .300+	1-0
Opponent hits .300+	0-1
Three or more Cougars records 10+ kills	0-0
Three or more opponents record 10+ kills	0-1
Out-blocking opponent	2-1
Opponent out-blocks BYU	0-1
Opponent and BYU record equal number of blocks	0-0
Recording 12.0+ blocks	0-0
Opponent records 12.0+ blocks	0-1
Recording more digs	2-0
Opponent records more digs	0-2
Opponent and BYU record equal number of digs	0-0
In January	2-2
In February	0-0
In March	0-0
In April	0-0
In May	0-0
Last 10 matches	2-2
Current Streak	2 W
Longest win streak in 2014	2 W
Playing on Thursday	0-0
Playing on Friday	1-1
Playing on Saturday	1-1

2014 BYU INDIVIDUAL HIGHS

KILLS
3 games14, Sander vs. CSUN 1/10/14
4 games24, Sander vs. LBSU 1/11/14
5 games
ATTEMPTS
3 games29, Sander vs. LUC 1/3/14
4 games47, Sander vs. LBSU 1/11/14
5 games
ASSISTS
3 games37, Heap vs. CSUN 1/10/14
4 games47, Heap vs. LBSU 1/11/14
5 games
DIGS
3 games7, Hatch vs. LUC 1/3/14
4 games11, Heap/Sander vs. LBSU 1/11/14
5 games
BLOCKS
3 games5, Young vs. LUC 1/3/14
4 games8, Young vs. LBSU 1/11/14
5 games

AVCA Preseason Coaches Poll (1/13/14)

Rank	School (First-Place Votes)	Total Points	Record	Prev. Rank
1	Stanford (9)	243	3-0	4
2	Loyola-Chicago (5)	238	2-1	2
3	Pepperdine (2)	227	2-0	6
4	Long Beach State	217	2-1	1
5	Southern California (2)	199	2-0	5
6	UCLA	180	3-1	7
7	UC Irvine	173	3-2	3
8	BYU	153	2-2	9
9	Lewis	122	2-2	8
10	Hawai'i	95	2-1	14
11	UC Santa Barbara	89	1-0	10
12	Penn State	78	1-2	11
13	Harvard	56	0-1	13
14	IPFW	33	2-0	15
15	Ohio State	27	0-3	12

Others Receiving Votes and appearing on two or more ballots: Cal State Northridge 16; Princeton 4; Grand Canyon 3; Pacific 3; UC San Diego 3

MPSF Standings (1/13/14)

Rank	Team	Conf.	Pct.	Overall.	Pct.
T1	Pepperdine	2-0	1.000	2-0	1.000
T1	BYU	2-0	1.000	2-2	.500
T1	USC	1-0	1.000	2-0	1.000
T4	Long Beach State	1-1	.500	2-1	.667
T4	Cal State Northridge	1-1	.500	1-2	.333
T6	Stanford	0-0	.000	3-0	1.000
T6	UC Santa Barbara	0-0	.000	1-0	1.000
T6	UCLA	0-0	.000	3-1	.750
T6	Hawai'i	0-0	.000	2-1	.667
T6	Pacific	0-0	.000	1-2	.333
T11	UC Irvine	0-1	.000	3-2	.600
T11	UC San Diego	0-2	.000	0-3	.000
T11	Cal Baptist	0-2	.000	0-3	.000

MATCH-BY-MATCH**Match-by-Match Starters**

MATCH	SETTER	LIBERO	OPPOSITE	OUT. HITTER	OUT. HITTER	MID. BLOCKER	MID. BLOCKER
LUC 1/3	Heap	Reyes	Fuchs	Sander	Meretev	Young	Hatch
LU 1/4	Heap	Reyes	Fuchs	Sander	Meretev	Young	Hatch
CSUN 1/10	Heap	Reyes	Fuchs	Sander	Underwood	Young	Hatch
LBSU 1/11	Heap	Reyes	Fuchs	Sander	Underwood	Young	Hatch

Match-by-Match Stat Leaders

OPPONENT	KILLS	ATTEMPTS	ASSISTS	ACES	DIGS	BLOCKS
LUC 1/3	11- Sander	29- Sander	31- Heap	-	7- Rivera	5- Young
LU 1/4	15- Sander	27- Sander	33- Heap	4- Sander	7- Heap	6- Hatch
CSUN 1/10	14- Sander	26- Sander	37- Heap	2- Sander	3- three players	4- Underwood, Young
LBSU 1/11	24- Sander	47- Sander	47- Heap	2- Sander	11- Heap, Sander	8- Young

Head Coach Chris McGown



Chris McGown was named the men's head volleyball coach at BYU in June 2011. A BYU alumnus and three-year volleyball letterman, McGown took over the program with 14 years of experience as a coach/clinician.

In his second year at the helm for the Cougars, McGown was named the AVCA National Coach of the Year and MPSF Coach of the Year. McGown led BYU to its first MPSF championship and tournament title since 2004, along with a spot in the NCAA national championship match.

In his first year at BYU, McGown coached BYU to a 24-7 and a No. 4 final national ranking.

McGown came to BYU from Gold Medal Squared volleyball camps, where he has been

involved since its inception in 1998, working as both an administrator and a coach/clinician. During the course of his career with GMS, McGown has worked with hundreds of schools and clubs and thousands of volleyball players and coaches.

At GMS, he most recently served as a principal clinician at Coaching Education events where he worked closely with his father, former BYU coach Carl McGown. He also had a significant part in the administration of GMS, managing finances, the GMS website, clinic scheduling and staffing and marketing/advertising.


McGown also worked as a volunteer assistant coach for the BYU women's volleyball team from 2009-11.

As a player, McGown was a three-year letterman at BYU from 1990-94. He played for his father and witnessed the growth of BYU men's volleyball from a club program in the late 1980s to one of the dominant programs in NCAA men's collegiate volleyball.

McGown took a break from coaching and playing immediately after college to work as a manufacturing engineer, working closely with companies such as IBM, Boeing, General Electric, General Motors, Merck and the Department of Defense. His experience as an engineer served him well as background for implementing the science behind the GMS systems. McGown left engineering full time in 2003 to work exclusively with Gold Medal Squared. He maintained close ties to the BYU men's and women's volleyball programs, doing play-by-play commentary for TV broadcasts on the BYU Sports Network.

Served an LDS mission in Sevilla, Spain from 1988-1990. When not involved in volleyball, McGown can be found skiing, golfing, mountain biking, and chasing after his two daughters.

Assistant Coach Mike Wilton



Mike Wilton joined the BYU men's volleyball team alongside Chris McGown for his first season in the 2012 campaign.

Wilton joined the team with over 30 years of experience at the collegiate volleyball level, including 12 years as the head women's coach at Cal Poly and the last 17 years as the head men's coach at the University of Hawai'i.

With 354 career wins on the men's side, including a program-best 316 at UH, Wilton has established himself as one of the most successful men's volleyball coaches in the

country.

In 32 seasons as the head coach at the collegiate level, he has amassed 637 victories, which includes 283 wins in 12 seasons with the Cal Poly women.

Under Wilton, the Warrior volleyball program rose among the elite with five MPSF titles, three NCAA semifinal appearances and five top 5 final national rankings. During his tenure, the Warriors posted four 20-win campaigns, won more than 67 percent of their matches and were nationally ranked in all 17 seasons.

Assistant Coach Rob Neilson



The 2013 season marks the Rob Neilson's second as an assistant coach for the Cougars, joining Chris McGown and Mike Wilton in 2012.

Neilson has been coaching volleyball at summer camps since 2000. He played and coached under former BYU coaches Carl McGown and Tom Peterson.

Neilson is no stranger to BYU volleyball. He was the starting setter for two years with the Cougars in 2005 and 2006. He started every match in his junior and senior year. Neilson was named the USA Today/AVCA National Player of the Week in his junior season for his play against Hawai'i.

As a senior, Neilson earned All-MPSF Honorable Mention and Academic All-MPSF honors for his second consecutive season. All totaled, Neilson played in 314 career games for BYU which is seventh in BYU history. He was a member of BYU's 2004 National Championship team.

Technical Assistant Giuseppe Vinci




Vinci has been working with the BYU men's and women's volleyball teams since 2008. He is a student at BYU and is double majoring in Recreation Management and Italian, and minoring in music.

Vinci began working with the sport of volleyball in a small club called Pallavolo Casteggio as a manager and then assistant coach as a 13-year-old. In the club he worked with various teams, one of which won a championship and advanced to the regional category. He has worked with both the men's and women's Division II Italian Professional teams and went to the 2008 Olympic Games with the Men's Italian Senior National Team.

Here in the United States, Vinci has worked with the BYU men's and women's volleyball teams, as well as USA Volleyball. He was an assistant coach with the Men's Junior National Team at the 2009 FIBA World Championships in India and was also a Scout coach for the USA women's national team that participated in the 2010 World Championships in Japan and 2011 World Cup in Japan. Vinci also participated in the 2012 London Olympics with the same team.

Volunteer Assistant Coach Carl McGown



Carl McGown joined the team as a volunteer assistant coach under his son and head coach Chris McGown in 2012.

McGown coached the Cougars for 13 years between 1989 and 2002 where he led the team to two national championships (1999 and 2001), twice earned National Coach of the Year honors and compiled a 2250/137 record. McGown and BU began NCAA competition in 1990 after the club team won three national club titles and finishes second in 1986 and 1989. He paced the Cougars to nine top-10 finishes in his 13 years and coached 18 different All-Americans. In addition to their competitive success, BYU led the NCAA in regular season attendance with McGown at the helm.

McGown was also an assistant coach for the USA National team in the 2004 and 2008 Olympics and helped the team to a gold medal in Beijing.

Due to the great experience and success he had as a coach, McGown was inducted into the AVCA Hall of Fame in 2010. McGown was inducted into the BYU Hall of Fame in 2011.

Price Jarman • 1

6-8 • Freshman • MB • Las Vegas, Nev./Bonanza HS

Career Stats

Year	S	K	E	TA	Pct	Ast	SA	SE	RE	Dig	BS	BA	BE	BHE	Pts
2014	0	0	0	0	.000	0	0	0	0	0	0	0	0	0	0
Career	0	0	0	0	.000	0	0	0	0	0	0	0	0	0	0

Records

Season Highs

Kills 0
Attempts 0
Hitting % (min. 8 att.) 0
Service aces 0
Assists 0
Digs 0
Block assists 0
Block solos 0
Total blocks 0

Career Highs

Kills 0
Attempts 0
Hitting % (min. 8 att.) 0
Service aces 0
Assists 0
Digs 0
Block assists 0
Block solos 0
Total blocks 0

Double Figures

Stat	Total	High
Kills	0	0
Digs	0	0
Blocks	0	0

Double-doubles

Date	K	D

Season Highlights



Caron Heninger • 2

6-5 • Sophomore • Opposite • Magrath, Alberta, Canada • Mount Royal University

Career Stats

Year	S	K	E	TA	Pct	Ast	SA	SE	RE	Dig	BS	BA	BE	BHE	Pts
2014	4	0	0	1	.000	0	0	1	0	2	0	1	0	0	.5
2013	0	0	0	0	.000	0	0	0	0	0	0	0	0	0	0
Career	4	0	0	1	.000	0	0	1	0	2	0	1	0	0	.5

Records

Season Highs

Kills 0
Attempts 1 (vs. CSUN 1/10/14)
Hitting % (min. 8 att.) 0
Service aces 0
Assists 0
Digs 1 (twice)
Block assists 1 (vs. LBSU 1/11/14)
Block solos 0
Total blocks 1 (vs. LBSU 1/11/14)

Career Highs

Kills 0
Attempts 1 (vs. CSUN 1/10/14)
Hitting % (min. 8 att.) 0
Service aces 0
Assists 0
Digs 1 (twice)
Block assists 1 (vs. LBSU 1/11/14)
Block solos 0
Total blocks 1 (vs. LBSU 1/11/14)

Double Figures

Stat	Total	High
Kills	0	0
Digs	0	0
Blocks	0	0

Double-doubles

Date	K	D

Season Highlights

- Played in BYU victory vs. Cal State Northridge (1/10/14)
- Played in BYU victory vs. No. 1 Long Beach State (1/11/14)



Evan Chang • 3

6-0 • Sophomore • L • San Francisco • Urban School of San Francisco

Career Stats

Year	S	K	E	TA	Pct	Ast	SA	SE	RE	Dig	BS	BA	BE	BHE	Pts
2014	0	0	0	0	.000	0	0	0	0	0	0	0	0	0	0
2013	16	0	0	0	N/A	5	0	0	2	13	0	0	0	0	0.0
Career	16	0	0	0	N/A	5	0	0	2	13	0	0	0	0	0.0

Records

Season Highs

Kills 0
Attempts 0
Hitting % (min. 8 att.) 0
Service aces 0
Assists 0
Digs 0
Block assists 0
Block solos 0
Total blocks 0

Career Highs

Kills 0
Attempts 0
Hitting % (min. 8 att.) 0
Service aces 0
Assists 0
Digs 0
Block assists 0
Block solos 0
Total blocks 0

Double Figures

Stat	Total	High
Kills	0	0
Digs	0	0
Blocks	0	0

Double-doubles

Date	K	D

Season Highlights



Kiril Meretev • 5

6-8 • Freshman • OH • Saedinenie, Bulgaria • Math HS

Career Stats

Year	S	K	E	TA	Pct	Ast	SA	SE	RE	Dig	BS	BA	BE	BHE	Pts
2014	7	16	6	38	.263	0	1	1	0	4	0	8	0	0	21.0
Career	7	16	6	38	.263	0	1	1	0	4	0	8	0	0	21.0

Records

Season Highs

Kills 8 (twice)
Attempts 20 (vs. Loyola 1/4/14)
Hitting % (min. 8 att.) .278 (vs. Loyola 1/3/14)
Service aces 1 (vs. Loyola 1/4/14)
Assists 0
Digs 3 (vs. Loyola 1/4/14)
Block assists 6 (vs. Loyola 1/3/14)
Solo blocks 0
Total blocks 6 (vs. Loyola 1/3/14)

Career Highs

Kills 8 (twice)
Attempts 20 (vs. Loyola 1/4/14)
Hitting % (min. 8 att.) .278 (vs. Loyola 1/3/14)
Service aces 1 (vs. Loyola 1/4/14)
Assists 0
Digs 3 (vs. Loyola 1/4/14)
Block assists 6 (vs. Loyola 1/3/14)
Solo blocks 0
Total blocks 6 (vs. Loyola 1/3/14)

Double Figures

Stat	Total	High
Kills	0	0
Digs	0	0
Blocks	0	0

Double-doubles

Date	K	D

Season Highlights

- Recorded 8 kills vs. Loyola (1/3/14)
- Recorded 8 kills, 6 blocks vs. Loyola (1/4/14)



Josue Rivera • 6

6-3 • Sophomore • OH • San Juan, Puerto Rico • Colegio San Ignacio

Career Stats

Year	S	K	E	TA	Pct	Ast	SA	SE	RE	Dig	BS	BA	BE	BHE	Pts
2014	12	22	12	67	.149	3	2	8	3	17	0	19	1	0	29.0
2013	113	228	73	510	.304	12	19	54	31	123	2	82	8	0	290.0
2012	118	257	102	606	.256	22	17	75	26	186	2	68	15	3	310.0
2011	0	0	0	0	N/A	0	0	0	0	0	0	0	0	0	0.0
Career	234	507	187	1183	.270	37	38	137	60	326	4	160	24	3	629.0

Records

Season Highs

Kills 8 (vs. LBSU 1/11/14)
Attempts 26 (vs. LBSU 1/11/14)
Hitting % (min. 8 att.) .192 (vs. LBSU 1/11/14)
Service aces 2 (vs. Loyola 1/4/14)
Assists 3 (vs. LBSU 1/11/14)
Digs 8 (vs. LBSU 1/11/14)
Block assists 4 (vs. LBSU 1/11/14)
Block solos 0
Total blocks 4 (vs. LBSU 1/11/14)

Career Highs

Kills 20 (vs. Loyola 1/6/12)
Attempts 36 (vs. Loyola 1/6/12)
Hitting % (min. 8 att.) .556, two times
Service aces 4, two times
Assists 6 (vs. Loyola 1/6/12)
Digs 15 (vs. UCSB 2/25/12)
Block assists 6, five times
Block solos 1, two times
Total blocks 6, four times

Double Figures

Stat	Total	High
Kills	0	0
Digs	0	0
Blocks	0	0

Double-doubles

Date	K	D

Season Highlights

- Had 5 kills, 7 digs vs. Loyola (1/3/14)
- Had 6 kills vs. Loyola (1/4/14)
- Contributed 3 kills, 2 digs vs. CSUN (1/10/14)
- Contributed season highs of 8 kills, 3 assists, 8 digs and 4 blocks vs. No. 1 LBSU (1/11/14)



Phil Fuchs • 7

6-4 • Junior • L • Lindon, Utah • Brookfield East HS

Career Stats

Year	S	K	E	TA	Pct	Ast	SA	SE	RE	Dig	BS	BA	BE	BHE	Pts
2014	4	5	9	27	-.148	0	0	1	1	1	0	1	0	0	5.5
2013	25	36	15	80	.263	2	2	11	5	20	0	11	0	0	43.5
2012	10	11	5	34	.176	0	0	4	3	8	0	8	1	0	15.0
2009	0	0	0	0	N/A	0	0	0	0	0	0	0	0	0	0.0
Career	39	52	29	141	.163	2	2	16	9	29	0	20	1	0	64.0

Records

Season Highs

Kills 2 (twice)
Attempts 8 (vs. CSUN 1/10/14)
Hitting % (min. 8 att.) 0
Service aces 0
Assists 0
Digs 1 (vs. Loyola 1/3/14)
Block assists 1 (vs. Loyola 1/4/14)
Solo blocks 0
Total blocks 1 (vs. Loyola 1/4/14)

Career Highs

Kills 8 (4/12/13)
Attempts 18 (4/12/13)
Hitting % (min. 8 att.) .500 (1/4/13)
Service aces 1 (4/12/13)
Assists 1 (1/4/13)
Digs 7 (4/5/13)
Block assists 4, two times
Block solos 0
Total blocks 4, two times

Double Figures

Stat	Total	High
Kills	0	0
Digs	0	0
Blocks	0	0

Double-doubles

Date	K	D

Season Highlights

- Had 2 kills vs. Loyola (1/3/14)
- Recorded 2 kills vs. CSUN (1/10/14)



Nick Valencia • 8

6-7 • Senior • MB • Centerville, Ohio • Centerville HS

Career Stats

Year	S	K	E	TA	Pct	Ast	SA	SE	RE	Dig	BS	BA	BE	BHE	Pts
2014	0	0	0	0	.000	0	0	0	0	0	0	0	0	0	0
2013	5	0	0	0	N/A	1	2	1	0	0	0	3	1	0	3.5
2012	0	0	0	0	N/A	0	0	0	0	0	0	0	0	0	0.0
2008	3	0	0	0	N/A	0	0	1	0	0	0	0	0	0	0.0
2007	0	0	0	0	N/A	0	0	0	0	0	0	0	0	0	0.0
Career	8	0	0	0	N/A	1	2	2	0	0	0	3	1	0	3.5

Double Figures

Stat	Total	High
Kills	0	0
Digs	0	0
Blocks	0	0

Double-doubles

Date	K	D

Records

Season Highs

Kills 0

Attempts 0

Hitting % (min. 8 att.) 0

Service aces 0

Assists 0

Digs 0

Block assists 0

Block solos 0

Total blocks 0

Career Highs

Kills

Attempts

Hitting % (min. 8 att.)

Service aces

Assists

Digs

Block assists

Block solos

Total blocks

Season Highlights



Tyler Heap • 9

6-6 • Sophomore • S • La Jolla, Calif. • La Jolla HS

Career Stats

Year	S	K	E	TA	Pct	Ast	SA	SE	RE	Dig	BS	BA	BE	BHE	Pts
2014	14	6	0	8	.750	148	1	6	0	21	0	9	0	1	11.5
2013	28	3	2	5	.200	115	2	4	0	13	1	12	1	0	12.0
2010	0	0	0	0	N/A	0	0	0	0	0	0	0	0	0	0.0
Career	42	9	2	13	.538	264	3	10	0	34	1	21	1	1	23.5

Double Figures

Stat	Total	High
Kills	0	0
Digs	0	0
Blocks	0	0
Assists	4	47

Double-doubles

Date	K	D
1/11	47 (A)	11

Records

Season Highs

Kills 3 (vs. LBSU 1/11/14)

Attempts 4 (vs. LBSU 1/11/14)

Hitting % (min. 8 att.) 0

Service aces 1 (vs. LBSU 1/11/14)

Assists 47 (vs. LBSU 1/11/14)

Digs 11 (vs. LBSU 1/11/14)

Block assists 4 (vs. LBSU 1/11/14)

Block solos 0

Total blocks 4 (vs. LBSU 1/11/14)

Career Highs

Kills 3 (vs. LBSU 1/11/14)

Attempts 4 (vs. LBSU 1/11/14)

Hitting % (min. 8 att.) 0

Service aces 1 (three times)

Assists 47 (vs. LBSU 1/11/14)

Digs 11 (vs. LBSU 1/11/14)

Block assists 4 (vs. LBSU 1/11/14)

Block solos 0

Total blocks 4 (vs. LBSU 1/11/14)

Season Highlights

- Recorded 31 assists, 3 blocks (former career-high) vs. Loyola (1/4/14)
- Recorded 33 assists (former career-high), 7 digs (former career-high) vs. Lewis (1/3/14)
- Had 37 assists (former career-high), 2 blocks, 2 digs vs. CSUN (1/10/14)
- Recorded a career-high 47 assists, career-high 11 digs, career-high 4 blocks, career-high 3 kills vs. No. 1 LBSU (1/11/14)



Jake Langlois • 10

6-10 • Freshman • MB • San Jose, Calif. • Santa Teresa HS

Career Stats

Year	S	K	E	TA	Pct	Ast	SA	SE	RE	Dig	BS	BA	BE	BHE	Pts
2014	2	2	1	9	.111	0	1	2	0	2	0	0	0	0	3.0
Career	2	2	1	9	.111	0	1	2	0	2	0	0	0	0	3.0

Double Figures

Stat	Total	High
Kills	0	0
Digs	0	0
Blocks	0	0

Double-doubles

Date	K	D

Records

Season Highs

Kills 1 (twice)

Attempts 5 (vs. Lewis 1/4/14)

Hitting % (min. 8 att.) 0

Service aces 1 (vs. Lewis 1/4/14)

Assists 0

Digs 2 (vs. CSUN 1/10/14)

Block assists 0

Block solos 0

Total blocks 0

Career Highs

Kills 1 (twice)

Attempts 5 (vs. Lewis 1/4/14)

Hitting % (min. 8 att.) 0

Service aces 1 (vs. Lewis 1/4/14)

Assists 0

Digs 2 (vs. CSUN 1/10/14)

Block assists 0

Block solos 0

Total blocks 0

Season Highlights

- Recorded 1 kill, 1 service ace vs. Lewis (1/4/14)
- Recorded 1 kill, 2 digs vs. No. 1 LBSU (1/11/14)



Matt Underwood • 11

6-6 • Sophomore • OH • San Diego, Calif. • Rancho Bernardo HS

Career Stats

Year	S	K	E	TA	Pct	Ast	SA	SE	RE	Dig	BS	BA	BE	BHE	Pts
2014	7	17	4	37	.351	1	1	4	0	10	0	5	1	0	20.5
2013	6	3	0	10	.300	1	0	4	1	7	0	6	0	0	6.0
2010	0	0	0	0	N/A	0	0	0	0	0	0	0	0	0	0
Career	13	20	4	47	.340	2	1	8	1	17	0	11	1	0	26.5

Records

Season Highs

Kills 10 (vs. CSUN 1/10/14)
Attempts 19 (vs. LBSU 1/11/14)
Hitting % (min. 8 att.) .389 (vs. CSUN 1/10/14)
Service aces 1 (vs. CSUN 1/10/14)
Assists 1 (vs. LBSU 1/11/14)
Digs 7 (vs. LBSU 1/11/14)
Block assists 4 (vs. CSUN 1/10/14)
Block solos 0
Total blocks 4 (vs. CSUN 1/10/14)

Career Highs

Kills 10 (vs. CSUN 1/10/14)
Attempts 19 (vs. LBSU 1/11/14)
Hitting % (min. 8 att.) .389 (vs. CSUN 1/10/14)
Service aces 1 (vs. CSUN 1/10/14)
Assists 1 (twice)
Digs 7 (vs. LBSU 1/11/14)
Block assists 4 (vs. CSUN 1/10/14)
Block solos 0
Total blocks 4 (vs. CSUN 1/10/14)

Double Figures

Stat	Total	High
Kills	1	10
Digs	0	0
Blocks	0	0

Double-doubles

Date	K	D

Season Highlights

- Recorded 10 kills, .389 clip, 4 blocks (all career highs) vs. CSUN (1/10/14)
- Recorded 7 kills, 7 digs (career high) vs. No. 1 LBSU (1/11/14)



Jaylen Reyes • 12

6-1 • Sophomore • L • Honolulu, Hawaii • Kamehameha School

Career Stats

Year	S	K	E	TA	Pct	Ast	SA	SE	RE	Dig	BS	BA	BE	BHE	Pts
2014	14	1	0	1	1.000	8	0	0	3	22	0	0	0	0	1.0
2013	116	1	0	1	1.000	43	0	0	29	169	0	0	0	1	1.0
2012	105	0	1	1	-1.00	65	0	0	31	170	0	0	0	6	0.0
Career	235	2	1	3	.333	116	0	0	63	361	0	0	0	7	2.0

Records

Season Highs

Kills 1 (vs. Lewis 1/4/14)
Attempts 1 (vs. Lewis 1/4/14)
Hitting % (min. 8 att.) 0
Service aces 0
Assists 3 (twice)
Digs 8 (vs. LBSU 1/11/14)
Block assists 0
Block solos 0
Total blocks 0

Career Highs

Kills 1 (twice)
Attempts 1 (three times)
Hitting % (min. 8 att.) 0
Service aces 0
Assists 7 (vs. Loyola 1/6/12)
Digs 16 (vs. Stanford 4/26/12)
Block assists 0
Block solos 0
Total blocks 0

Double Figures

Stat	Total	High
Kills	0	0
Digs	0	0
Blocks	0	0

Double-doubles

Date	K	D

Season Highlights

- Recorded 6 digs, 3 assists vs. Loyola (1/3/14)
- Recorded 5 digs, 3 assists vs. Lewis (1/4/14)
- Had 8 digs vs. No. 1 LBSU (1/11/14)



Bennett Bird • 14

6-7 • Freshman • Outside hitter • San Diego, Calif. • Westview HS

Career Stats

Year	S	K	E	TA	Pct	Ast	SA	SE	RE	Dig	BS	BA	BE	BHE	Pts
2014	0	0	0	0	N/A	0	0	0	0	0	0	0	0	0	0.0
2013	0	0	0	0	N/A	0	0	0	0	0	0	0	0	0	0.0
Career	0	0	0	0	N/A	0	0	0	0	0	0	0	0	0	0.0

Records

Season Highs

Kills 0
Attempts 0
Hitting % (min. 8 att.) 0
Service aces 0
Assists 0
Digs 0
Block assists 0
Block solos 0
Total blocks 0

Career Highs

Kills 0
Attempts 0
Hitting % (min. 8 att.) 0
Service aces 0
Assists 0
Digs 0
Block assists 0
Block solos 0
Total blocks 0

Double Figures

Stat	Total	High
Kills	0	0
Digs	0	0
Blocks	0	0

Double-doubles

Date	K	D

Season Highlights



Taylor Sander • 15

6-4 • Senior • OH • Huntington Beach, Calif. • Norco HS

Career Stats

Year	S	K	E	TA	Pct	Ast	SA	SE	RE	Dig	BS	BA	BE	BHE	Pts
2014	14	64	23	129	.318	4	8	13	3	21	0	6	2	0	75.0
2013	117	461	146	947	.333	33	42	78	23	178	2	91	10	0	550.5
2012	89	435	114	812	.395	28	44	65	24	120	2	67	12	4	514.5
2011	93	341	111	684	.336	20	41	62	19	120	1	72	10	1	419.0
Career	313	1301	394	2572	.353	85	135	218	69	439	5	236	34	5	1559.0

Double Figures

Stat	Total	High
Kills	4	24
Digs	1	11
Blocks	0	0

Double-doubles

Date	K	D
1/11	24	11

Records

Season Highs

Kills 24 (vs. LBSU 1/11/14)
Attempts 47 (vs. LBSU 1/11/14)
Hitting % (min. 8 att.) .362 (vs. LBSU 1/11/14)

Service aces 4 (vs. Lewis 1/4/14)
Assists 2 (twice)
Digs 11 (vs. LBSU 1/11/14)
Block assists 2 (three times)
Block solos 0
Total blocks 2 (three times)

Career Highs

Kills 29 (vs. USC 3/4/11)
Attempts 58 (vs. Hawai'i 3/16/12)
Hitting % (min. 8 att.) .762 (vs. USC 3/30/13)
Service aces 6 (vs. UCLA 4/6/12)
Assists 4 (vs. USC 3/5/11)
Digs 14 (vs. UC Irvine 3/1/13)
Block assists 7, three times
Block solos 1, four times
Total blocks 8 (vs. UCSB 4/23/11)

Season Highlights

- Recorded 11 kills, 4 digs vs. Loyola (1/3/14)
- Recorded 15 kills, 4 aces, 3 digs vs. Lewis (1/4/14)
- Had 14 kills on .346 hitting, 2 aces, 3 digs vs. CSUN (1/10/14)
- Recorded season-high 24 kills, season-high .362 hit clip, season-high 11 digs, 2 blocks, 2 aces vs. No. 1 LBSU (1/11/14)



Tim Dobbert • 16

6-10 • Freshman • Opp • Aichelberg, Germany • Claude Dornier Schule

Career Stats

Year	S	K	E	TA	Pct	Ast	SA	SE	RE	Dig	BS	BA	BE	BHE	Pts
2014	0	0	0	0	N/A	0	0	0	0	0	0	0	0	0	0.0
Career	0	0	0	0	N/A	0	0	0	0	0	0	0	0	0	0.0

Double Figures

Stat	Total	High
Kills	0	0
Digs	0	0
Blocks	0	0

Double-doubles

Date	K	D
------	---	---

Records

Season Highs

Kills 0
Attempts 0
Hitting % (min. 8 att.) 0
Service aces 0
Assists 0
Digs 0
Block assists 0
Block solos 0
Total blocks 0

Career Highs

Kills 0
Attempts 0
Hitting % (min. 8 att.) 0
Service aces 0
Assists 0
Digs 0
Block assists 0
Block solos 0
Total blocks 0

Season Highlights



Joseph Grosh • 17

6-7 • Freshman • MB • Danville, Calif. • San Ramon Valley HS

Career Stats

Year	S	K	E	TA	Pct	Ast	SA	SE	RE	Dig	BS	BA	BE	BHE	Pts
2014	4	8	0	11	.727	0	0	2	0	1	1	0	0	1	9.0
2013	0	0	0	0	N/A	0	0	0	0	0	0	0	0	0	0.0
Career	4	8	0	11	.727	0	0	2	0	1	1	0	0	1	9.0

Double Figures

Stat	Total	High
Kills	0	0
Digs	0	0
Blocks	0	0

Double-doubles

Date	K	D
------	---	---

Records

Season Highs

Kills 6 (vs. LBSU 1/11/14)
Attempts 9 (vs. LBSU 1/11/14)
Hitting % (min. 8 att.) .667 (vs. LBSU 1/11/14)
Service aces 0
Assists 0
Digs 1 (vs. CSUN 1/10/14)
Block assists 0
Block solos 1 (vs. LBSU 1/11/14)
Total blocks 0

Career Highs

Kills 6 (vs. LBSU 1/11/14)
Attempts 9 (vs. LBSU 1/11/14)
Hitting % (min. 8 att.) .667 (vs. LBSU 1/11/14)
Service aces 0
Assists 0
Digs 1 (vs. CSUN 1/10/14)
Block assists 0
Block solos 1 (vs. LBSU 1/11/14)
Total blocks 0

Season Highlights

- Recorded 2 kills, 1 dig in his first match as a Cougar vs. CSUN (1/10/14)
- Recorded career highs of 6 kills, .667 clip, 1 solo block vs. No. 1 LBSU (1/11/14)



Robbie Sutton • 18

6-6 • Sophomore • S • San Diego, Calif. • Rancho Bernardo HS

Career Stats

Year	S	K	E	TA	Pct	Ast	SA	SE	RE	Dig	BS	BA	BE	BHE	Pts
2014	0	0	0	0	N/A	0	0	0	0	0	0	0	0	0	0.0
2013	0	0	0	0	N/A	0	0	0	0	0	0	0	0	0	0.0
Career	0	0	0	0	N/A	0	0	0	0	0	0	0	0	0	0.0

Records

Season Highs

Kills 0
Attempts 0
Hitting % (min. 8 att.) 0
Service aces 0
Assists 0
Digs 0
Block assists 0
Block solos 0
Total blocks 0

Career Highs

Kills 0
Attempts 0
Hitting % (min. 8 att.) 0
Service aces 0
Assists 0
Digs 0
Block assists 0
Block solos 0
Total blocks 0

Double Figures

Stat	Total	High
Kills	0	0
Digs	0	0
Blocks	0	0

Double-doubles

Date	K	D

Season Highlights



Devin Young • 19

6-9 • Senior • MB • McMurray, Penn. • Peters Township HS

Career Stats

Year	S	K	E	TA	Pct	Ast	SA	SE	RE	Dig	BS	BA	BE	BHE	Pts
2014	14	23	6	42	.405	0	1	8	0	2	1	20	4	0	35.0
2013	82	104	33	208	.341	5	10	52	0	29	3	78	18	0	156.0
2012	0	0	0	0	N/A	0	0	0	0	0	0	0	0	0	0.0
2011	0	0	0	0	N/A	0	0	0	0	0	0	0	0	0	0.0
2008	0	0	0	0	N/A	0	0	0	0	0	0	0	0	0	0.0
Career	96	127	39	250	.352	5	11	60	0	31	4	98	22	0	191.0

Records

Season Highs

Kills 7 (vs. LBSU 1/11/14)
Attempts 14 (vs. Lewis 1/4/14)
Hitting % (min. 8 att.) .545 (vs. LBSU 1/11/14)
Service aces 1 (vs. LBSU 1/11/14)
Assists 0
Digs 1 (twice)
Block assists 8 (vs. LBSU 1/11/14)
Block solos 0
Total blocks 8 (vs. LBSU 1/11/14)

Career Highs

Kills 12 (vs. Stanford 4/13/13)
Attempts 17 (vs. Stanford 4/13/13)
Hitting % (min. 8 att.) .727 (vs. Stanford 4/13/13)
Service aces 2 (twice)
Assists 1 (five times)
Digs 4 (UC Irvine 3/1/13)
Block assists 10 (vs. LBSU 4/27/13)
Block solos 1, two times
Total blocks 10 (vs. LBSU 4/27/13)

Double Figures


Stat	Total	High
Kills	0	0
Digs	0	0
Blocks	0	0

Double-doubles

Date	K	D

Season Highlights

- Recorded 5 kills, 5 blocks vs. Loyola (1/3/14)
- Recorded 6 kills, 3 blocks vs. Lewis (1/4/14)
- Had 5 kills, 5 blocks (1 solo) vs. CSUN (1/10/14)
- Recorded season-highs of 7 kills, .545 clip, 8 blocks vs. No. 1 LBSU (1/11/14)



Hamilton Day • 22

6-1 • Sophomore • S • Newport Beach, Calif. • Newport HS

Career Stats

Year	S	K	E	TA	Pct	Ast	SA	SE	RE	Dig	BS	BA	BE	BHE	Pts
2014	0	0	0	0	N/A	0	0	0	0	0	0	0	0	0	0.0
Career	0	0	0	0	N/A	0	0	0	0	0	0	0	0	0	0.0

Records

Season Highs

Kills 0
Attempts 0
Hitting % (min. 8 att.) 0
Service aces 0
Assists 0
Digs 0
Block assists 0
Block solos 0
Total blocks 0

Career Highs

Kills 0
Attempts 0
Hitting % (min. 8 att.) 0
Service aces 0
Assists 0
Digs 0
Block assists 0
Block solos 0
Total blocks 0


Double Figures

Stat	Total	High
Kills	0	0
Digs	0	0
Blocks	0	0

Double-doubles

Date	K	D

Season Highlights



Michael Hatch • 23

6-8 • Sophomore • MB • Agoura Hills, Calif. • Agoura HS

Career Stats

Year	S	K	E	TA	Pct	Ast	SA	SE	RE	Dig	BS	BA	BE	BHE	Pts
2014	11	7	4	23	.130	0	2	5	0	5	1	11	0	0	15.5
2013	63	55	12	114	.377	2	5	12	0	27	1	87	9	0	104.5
Career	74	62	16	137	.336	2	7	17	0	32	2	98	9	0	120.0

Records

Season Highs

Kills 3 (twice)

Attempts 11 (vs. Loyola 1/4/14)

Hitting % (min. 8 att.) .091 (vs. Loyola 1/4/14)

Service aces 1 (vs. Loyola 1/4/14)

Assists 0

Digs 3 (vs. Loyola 1/3/14)

Block assists 6 (vs. Loyola 1/4/14)

Block solos 1 (vs. Loyola 1/3/14)

Total blocks 6 (vs. Loyola 1/4/14)

Career Highs

Kills 6, two times

Attempts 10, four times

Hitting % (min. 8 att.) .600 (vs. Pepperdine 3/28/13)

Service aces 2 (vs. Cal Baptist 3/9/13)

Assists 1 (vs. CSUN 2/2/13)

Digs 5, two times

Block assists 9 (vs. Stanford 2/23/13)

Block solos 1 (vs. Loyola 1/3/14)

Total blocks 9 (vs. Stanford 2/23/13)

Double Figures

Stat	Total	High
Kills	0	0
Digs	0	0
Blocks	0	0

Double-doubles

Date	K	D

Season Highlights

- Recorded 3 kills, 3 digs, 4 blocks vs. Loyola (1/3/14)
- Recorded 3 kills, 6 blocks vs. Loyola (1/4/14)
- Had 2 blocks vs. CSUN (1/10/14)
- Recorded 1 kill vs. No. 1 LBSU (1/11/14)

BYU VOLLEYBALL

BYU INDIVIDUAL MATCH/SEASON RECORDS

Individual Single Match

No.	Name	Date
35	Ben Patch vs. #1 UC Irvine	3/01/13
33	Mike Wall vs. #4 Stanford	04/20/02
32	Yosleyder Cala vs. #1 UC Irvine	03/10/06
31	Mike Wall vs. #1 UCLA	02/23/02
30	Mike Wall vs. #10 Lewis	01/27/01
30	Jonathan Alleman vs. #12 Stanford	01/17/03
30	Mike Wall vs. #15 Pacific	01/19/02

Kills in 3 Games

No.	Name	Date
24	Ivan Perez vs. #9 Stanford	02/23/08
23	Victor Batista vs. #10 UCSB	01/21/05
22	Ivan Perez vs. #7 Long Beach State	03/25/05
21	Joe Hillman vs. #5 CSUN	01/16/04

six players/instances with 20

Kills in 4 Games

No.	Name	Date
30	Ivan Perez vs. #9 Stanford	02/23/08
27	Taylor Sander vs. #3 Stanford	04/26/12
26	Robb Stowell vs. #8 Long Beach State	04/02/10
26	Ivan Perez vs. #4 Long Beach State	03/21/08
26	Joe Hillman vs. #5 Pepperdine	03/13/04
24	Taylor Sander vs. #1 Long Beach State	01/11/14
24	Joaquin Acosta vs. #15 Pacific	01/18/02
24	Fernando Pessoa vs. #5 Pepperdine	03/13/04
24	Ivan Perez vs. #11 Pacific	03/12/05
23	Taylor Sander vs. #5 USC	01/20/12
23	Ivan Perez vs. #8 UCSB	01/20/06

Total Attempts

No.	Name	Date
64	Ben Patch vs. #1 UC Irvine	3/01/13
58	Taylor Sander vs. #11 Hawaii	3/16/12
58	Ivan Perez vs. #6 UC Irvine	02/15/08
57	Mike Wall vs. #1 UCLA	02/23/02
54	Mike Wall vs. #2 Pepperdine	03/03/01
54	Yosleyder Cala vs. #1 UC Irvine	03/10/06
53	Taylor Sander vs. #9 Long Beach State	03/24/12
51	Robb Stowell vs. UC San Diego	02/11/12

Total Attempts in 3 Games

No.	Name	Date
41	Ivan Perez vs. #7 LBS	03/25/05
40	Yosleyder Cala vs. #1 Pepperdine	02/04/06
38	Ivan Perez vs. #9 Stanford	02/23/08
37	Mike Wall vs. #1 UCLA	02/23/02
37	Joe Hillman vs. #5 CSUN	01/16/04

Total Attempts in 4 Games

No.	Name	Date
55	Taylor Sander vs. #3 Stanford	04/26/12
54	Mike Wall vs. #15 Pacific	01/19/02

Hitting Percentage (K-E-TA) *minimum 12 kills

%	Name	Date
.923 (12-0-13)	Michael Burke vs. USC	04/15/04
.857 (18-0-21)	Jonathan Alleman vs. G. Mason	03/27/04
.857 (12-0-14)	Yosleyder Cala vs. Stanford	03/03/06
.833 (10-0-12)	Futi Tavana vs. #9 Long Beach St.	03/23/12
.800 (12-0-15)	Ben Patch vs. #13 Lewis	01/12/13
.765 (14-1-17)	Joaquin Acosta vs. Concordia	03/08/02
.765 (13-0-17)	Taylor Evans vs. UC San Diego	02/16/06
.762 (17-1-21)	Taylor Sander vs. #5 Pepperdine	03/28/13
.750 (16-1-20)	Taylor Sander vs. #12 CSUN	03/29/12
.750 (18-0-24)	Luka Slabe vs. #9 Lewis	03/09/02
.750 (16-1-20)	Taylor Sander vs. #12 Cal Baptist	03/08/13
.727 (17-1-22)	Taylor Sander vs. #1 UC Irvine	01/13/12

Service Aces

No.	Name	Date
8	Kevin Sagers vs. Loyola Marymount	02/11/11
7	Taylor Evans vs. USC	03/04/05
6	Taylor Sander vs. #3 UCLA	04/06/12
6	Yosleyder Cala vs. #2 Hawaii	04/15/06
5	Rafael paal vs. Lewis	05/03/03

18 players/instances with 4

Total Blocks

No.	Name	Date
15	Futi Tavana vs. #6 Long Beach State	04/21/12
15	Futi Tavana vs. #10 UCSB	3/27/10
14	Futi Tavana vs. #11 Hawaii	3/16/12
13	Futi Tavana vs. #5 LBS	03/21/09
13	Scott Bunker vs. #1 Hawaii	04/14/01
12	Otavio Souza vs. USCB	01/08/11
12	Russell Holmes vs. #5 CSUN	01/13/06

11	Scott Bunker vs. #10 Penn State	05/03/01
11	Scott Bunker vs. #5 Stanford	04/03/01
11	Scott Bunker vs. #7 UC Irvine	04/21/01
11	Russell Holmes vs. #6 UC Irvine	02/16/08
11	Futi Tavana vs. #5 LBS	03/20/09
11	Russ Lavaja vs. #12 UCSB	02/24/12

Assists

No.	Name	Date
84	Carlos Moreno vs. #6 Stanford	04/20/02
79	Carlos Moreno vs. #1 Pepperdine	04/26/03
77	Carlos Moreno vs. #5 Pepperdine	03/13/04
76	Carlos Moreno vs. #10 CSUN	04/19/03
75	Hector Lebron vs. #1 Hawaii	04/14/01
74	Carlos Moreno vs. #1 UCLA	02/23/02

Digs

No.	Name	Date
21	Joel Silva vs. #13 Hawaii	04/03/08
16	Jaylen Reyes vs. #3 Stanford	04/26/12
16	Robb Stowell vs. #11 Hawaii	03/16/12
16	Ivan Perez vs. #9 Stanford	02/22/08
16	Andrew Stewart vs. #5 Pepperdine	04/26/08
16	Fernando Pessoa vs. #1 UCLA	02/23/02
16	Brian Rowley vs. #13 USC	02/11/06

10 players/instances with 15

Individual Single Season

No.	Name	Year
534	Mike Wall	2002
492	Fernando Pessoa	2004
463	Andrew Stewart	2010
461	Taylor Sander	2013
458	Ivan Perez	2008
440	Jonathan Alleman	2003
435	Taylor Sander	2012
427	Joaquin Acosta	2002
418	Jonathan Alleman	2004
418	Joe Hillman	2004
414	Robb Stowell	2010

Kills Per Game

No.	Name	Year
4.90	Mike Wall	2002
4.89	Taylor Sander	2012
4.41	Mike Wall	2001
4.32	Ivan Perez	2008
4.08	Robb Stowell	2011
4.03	Joaquin Acosta	2002
4.03	Fernando Pessoa	2004

Total Attempts

No.	Name	Year
1,020	Mike Wall	2002
976	Andrew Stewart	2010
947	Taylor Sander	2013
901	Ivan Perez	2008
879	Robb Stowell	2012
878	Fernando Pessoa	2004
866	Ben Patch	2013
854	Andrew Stewart	2009
835	Robb Stowell	2010
828	Rafael Paal	2003
820	Joe Hillman	2004
816	Robb Stowell	2011
816	Jonathan Charette	2008
812	Taylor Sander	2012

Hitting Percentage (K-E-TA)

%	Name	Year
.524 (163-22-269)	Matt Olsen	2001
.506 (196-32-324)	Michael Burke	2004
.450 (272-52-474)	Michael Burke	2005
.458 (251-53-432)	Victor Batista	2012
.458 (302-57-535)	Michael Burke	2003
.456 (250-53-436)	Russell Holmes	2006

Service Aces

No.	Name	Year
51	Rafael Paal	2003
44	Taylor Sander	2012
42	Taylor Sander	2013
41	Taylor Sander	2011
39	Rafael Paal	2002
38	Victor Batista	2005
35	Casey Patterson	2005
33	Carlos Moreno	2003
33	Taylor Evans	2005

Total Blocks

No.	Name	Year
178	Scott Bunker	2000
172	Russell Holmes	2008
169	Futi Tavana	2009
168	Russ Lavaja	2012
165	Russell Lavaja	2010
155	Michael Burke	2003
155	Russell Holmes	2006
147	Chris Gorny	2002
145	Futi Tavana	2012
144	Futi Tavana	2011

Block Solos

No.	Name	Year
28	Russell Holmes	2007
20	Scott Bunker	2001
20	Michael Burke	2005
19	Rob Neilson	2005
17	Futi Tavana	2010
16	Futi Tavana	2009
16	Futi Tavana	2011

Block Assists

No.	Name	Year
157	Russ Lavaja	2012
157	Russell Holmes	2008
153	Futi Tavana	2009
148	Russell Lavaja	2010
144	Futi Tavana	2011
143	Michael Burke	2003
143	Russell Holmes	2006
142	Scott Bunker	2001

Assists

No.	Name	Year
1,689	Carlos Moreno	2004
1,567	Carlos Moreno	2003
1,457	Rob Neilson	2005
1,372	Carlos Moreno	2002
1,245	Rob Neilson	2006
1,235	Hector Lebron	2001
1,203	Reed Chilton	2010

Digs

No.	Name	Year
249	Joel Silva	2009
249	Joel Silva	2008
236	Ivan Perez	2008
230	Shawn Olmstead	2004
223	Andrew Stewart	2010
223	Joel Silva	2010
206	Brian Rowley	2005
186	Jaylen Reyes	2012
185	Rafael Paal	2002
184	Rafael Paal	2003
178	Taylor Sander	2013
177	Brian Rowley	2006

Sets Played

No.	Name	Year
125	Jonathan Alleman	2004
125	Shawn Olmstead	2004
122	Fernando Pessoa	2004
121	Carlos Moreno	2004
118	Russ Lavaja	2012
118	Josue Rivera	2012
118	Joe Hillman	2004
118	Andrew Stewart	2010
117	Taylor Sander	2013

BYU VOLLEYBALL

BYU INDIVIDUAL CAREER/TEAM MATCH & SEASON RECORDS

Individual Career Records

Kills	No.	Name	Years Played
	1,557	Robb Stowell	2007-2012
	1,494	Ivan Perez	2005-08
	1,433	Mike Wall	1999-2002
	1,237	Taylor Sander	2011-present
	1,088	Joaquin Acosta	2000-02
	1,013	Jonathan Alleman	2001-04

Kills Per Game	No.	Name	Years Played
	4.86	Mike Wall	1999-2002
	4.14	Taylor Sander	2011-present
	3.89	Joaquin Acosta	2000-01
	3.82	Ivan Perez	2005-08
	3.70	Robb Stowell	2007-2012
	3.60	Ben Patch	2013-present
	3.35	Russell Holmes	2005-08

Total Attempts	No.	Name	Years Played
	3,409	Robb Stowell	2007-2012
	2,888	Ivan Perez	2005-08
	2,802	Mike Wall	1999-2002
	2,443	Taylor Sander	2011-present
	2,162	Joaquin Acosta	2000-02
	1,952	Jonathan Alleman	2001-04

Hitting Percentage	%	Name	Years Played
	.494	Russell Holmes	2005-08
	.470	Mike Burke	2003-05
	.401	Futi Tavana	2006, 09-12
	.378	Victor Batista	2004-06
	.354	Taylor Sander	2011-present
	.348	Jonathan Alleman	2001-04
	.339	Mike Wall	1999-02
	.336	Joaquin Acosta	2000-02

Service Aces	No.	Name	Years Played
	127	Taylor Sander	2011-present
	91	Ivan Perez	2005-08
	90	Rafael Paal	2002-08
	80	Victor Batista	2004-06
	73	Carlos Moreno	2002-04
	63	Robb Stowell	2007-12
	58	Jonathan Alleman	2001-04

Block Assists	No.	Name	Years Played
	565	Futi Tavana	2006, 09-12
	538	Russ Lavaja	2009-present
	477	Russell Holmes	2005-08
	357	Scott Bunker	1998-2001
	346	Michael Burke	2003-05
	317	Hector Lebron	1997-2001
	308	Victor Batista	2004-05

Block Solos	No.	Name	Years Played
	61	Russell Holmes	2005-08
	60	Futi Tavana	2006-12
	46	Russ Lavaja	2009-2013
	42	Michael Burke	2003-05
	31	Scott Bunker	1998-2001
	31	Victor Batista	2004-06
	31	Mac Wilson	1998-2001
	28	Rob Neilson	2003-06
	25	Carlos Moreno	2002-04

Total Blocks	No.	Name	Years Played
	625	Futi Tavana	2006-12
	584	Russ Lavaja	2009-2013
	538	Russell Holmes	2005-08
	388	Michael Burke	2003-05
	388	Scott Bunker	1998-01
	339	Victor Batista	2004-06
	338	Hector Lebron	1997-01
	312	Matt Olsen	1995, 2000-01

Blocks Per Game	No.	Name	Years Played
	1.76	Scott Bunker	1998-2001
	1.75	Mac Wilson	1998-2001
	1.60	Hector Lebron	1997-2001
	1.55	Futi Tavana	2006-12
	1.49	Matt Olsen	1995, 2000-01

Assists	No.	Name	Years Played
	1.37	Russ Lavaja	2009-2013
	1.32	Michael Burke	2003-05
	4,284	Hector Lebron	1997-2001
	3,161	Yamil Perez	2006-2010
	3,061	Carlos Moreno	2002-04
	2,790	Rob Neilson	2003-06
	2,198	Joe Kauilikamoa	2008-12
	1,921	Brian Congelliere	2005-08

Digs	No.	Name	Years Played
	925	Joel Silva	2007-2010
	672	Ivan Perez	2005-08
	629	Fernando Pessoa	2001-04
	616	Robb Stowell	2007-12
	449	Jonathan Alleman	2001-04
	431	Mike Wall	1999-02

Games Played	No.	Name	Years Played
	426	Russ Lavaja	2009-2013
	414	Russell Holmes	2005-08
	412	Robb Stowell	2007-12
	404	Futi Tavana	2006-12
	391	Ivan Perez	2005-08
	376	Fernando Pessoa	2001-04
	344	Jonathan Alleman	2001-04
	328	Carlos Moreno	2002-04

Team Single Match

Kills	No.	Game	Date
	91	vs. #4 Stanford	Apr 20, 2002
	89	at #1 UCLA	Feb 23, 2002
	87	vs. #4 Stanford	Jan 12, 2002
	87	at #1 Pepperdine	Apr 26, 2003

Total Attempts	No.	Game	Date
	185 (5G)	at #2 Long Beach State	Jan 30, 2004
	179 (5G)	at #1 UCLA	Feb 23, 2002
	175 (5G)	vs. Penn State	Jan 6, 2005
	169 (5G)	at #1 Pepperdine	Apr 26, 2003
	169 (5G)	at #5 Stanford	Apr 10, 2009
	166 (4G)	at #10 CS Northridge	Mar 22, 2003
	164 (5G)	vs. #1 Hawaii	Apr 14, 2001

Hitting Percentage	%	Game	Date
	.655	at #6 USC	Jan 31, 2001
	.573	at UC San Diego	Feb 16, 2006
	.545	vs. #5 Pepperdine	March 28, 2013
	.537	vs. Stanford	Mar 3, 2006
	.537	vs. Stanford	Mar 4, 2006
	.525	vs. #13 Lewis	Jan. 12, 2013

Service Aces	No.	Game	Date
	16	vs. #10 Penn State	May 1, 2003
	13	at #8 CS Northridge	Apr 1, 2005
	11	at Loyola-Chicago	Feb 11, 2011
	11	at USC	Mar 4, 2005
	11	at #11 Pacific	Mar 12, 2005
	10	at #12 Stanford	Jan 17, 2003
	10	at #1 Pepperdine	Apr 11, 2003
	10	vs. #1 Lewis	May 3, 2003
	10	at #10 UC Santa Barbara	Jan 21, 2005
	10	vs. #6 Penn State	Feb 5, 2005
	10	at #14 Loyola Marymount	Jan 21, 2008

Total Blocks	No.	Game	Date
	24.5	vs. #10 UCSB	March 27, 2010
	22.5	at UC San Diego	Feb 11, 2012
	21.5	at #11 Hawaii	March 16, 2012
	21.0	vs. #7 UC Irvine	Apr 21, 2001
	21.0	at #2 Long Beach State	Jan 30, 2004
	20.5	vs. #5 Long Beach State	Mar 20, 2009
	20.5	vs. #5 Long Beach State	Mar 21, 2009
	20.5	at #5 Stanford	Apr 10, 2009
	20.5	vs. #1 Hawaii	Apr 14, 2001
	20.0	vs. #6 Long Beach State	Apr 21, 2012
	19.5	vs. #12 UC Santa Barbara	Feb 24, 2012
	19.5	vs. #10 UC San Diego	Feb 20, 2009
	19.5	vs. #7 Long Beach State	Mar 25, 2005

Assists	No.	Game	Date
	19.0	vs. #1 Hawaii	Apr 13, 2001
	19.0	at #10 Penn State	Mar 7, 2003
	19.0	at #1 UC Irvine	Mar 10, 2006

Assists	No.	Game	Date
	91 (5G)	vs. #6 Stanford	Apr 20, 2002
	85 (5G)	at #1 UCLA	Feb 23, 2002
	83 (5G)	at #1 Pepperdine	Apr 26, 2003
	82 (5G)	vs. #4 Stanford	Jan 12, 2002
	82 (4G)	vs. #5 Pepperdine	Mar 13, 2004

Digs	No.	Game	Date
	69 (5G)	at #11 Hawaii	Mar 16, 2012
	68 (4G)	at #13 Hawaii	Apr 3, 2008
	66 (5G)	at #6 UC Irvine	Feb 15, 2008
	60 (5G)	at #5 Stanford	Apr 10, 2009
	56 (5G)	vs. #5 Pepperdine	Apr 26, 2008
	53 (4G)	vs. #3 Stanford	Apr 26, 2012
	53 (3G)	at #13 Hawaii	Apr 4, 2008
	52 (4G)	at #6 UC Irvine	Feb 16, 2008
	52 (5G)	at #15 Pacific	Jan 20, 2003
	52 (4G)	vs. UC Irvine	Apr 3, 2009
	52 (5G)	at #2 Long Beach State	Jan 30, 2004
	51 (4G)	at #3 UCLA	Apr 8, 2004

Team Single Season

Kills	No.	Year	Assists	No.	Year
	2,056	2004		1,936	2004
	1,880	2010		1,782	2010
	1,866	2003		1,765	2003
	1,807	2002		1,702	2002
	1,765	2009		1,646	2005
	1,752	2005		1,631	2008
				1,623	2009
				1,547	2012
				1,544	2006

Total Attempts	No.	Year	Digs	No.	Year
	3,894	2010		1,239	2010
	3,859	2004		1,178	2008
	3,760	2009		1,085	2009
	3,650	2008		1,084	2012
	3,613	2003		994	2003
	3,546	2002		955	2002
				909	2005
				906	2013
				903	2006
				803	2011

Hitting Percentage	%	Year	Wins	No.	Year
	.370	2001		29	2004
	.361	2004		26	2013
	.343	2007		25	2008
	.340	2003		24	2012
	.340	2002		23	2003
				23	2002
				23	2001

Block Solos	No.	Year	Consecutive Wins	No.	Year
	78	2004		21	2004
	70	2005		12	2008
	67	2009		11	2013
	63	2010		11	2010
	58	2003		10	2002
	55	2007		10	2001

Block Assists	No.	Year	Most 3-0 Wins	No.	Year
	720	2010		15	2001
	699	2012		14	2013
	675	2009		11	2011
	665	2001		11	2012
	611	2008		9	2006
	586	2004		9	2008
	573	2002		8	2002

Total Blocks	No.	Year	Most 3-1 Wins	No.	Year
	423	2010		12	2010
	403.5	2009		10	2004
	398.5	2012		9	2006
	381.5	2001		9	2008
	371.0	2004		8	2002
	342.5	2008		8	2005
	340.5	2003			

Service Aces	No.	Year	Most 3-2 Wins	No.	Year
	174	2005		8	2012
	152	2003		6	2013
	136	2011		6	2004
	134	2002		6	2003
	119	2009		5	2009
	115	2006		4	2002
	115	2008		4	2008
	112	2013			
	110	2012			

The Automated ScoreBook
BYU Combined Team Statistics (as of Jan 11, 2014)
All matches

RECORD:	OVERALL	HOME	AWAY	NEUTRAL
ALL GAMES	2-2	2-0	0-2	0-0
CONFERENCE	2-0	2-0	0-0	0-0
NON-CONFERENCE	0-2	0-0	0-2	0-0

#	Player	sp	Attack				Set		Serve			Dig		Blocking					points			
			k	k/s	e	ta	pct	a	a/s	sa	se	sa/s	re	dig	dig/s	bs	ba	total		blk/s	be	bhe
12	REYES, Jaylen	14	1	0.07	0	1	1.000	8	0.57	0	0	0.00	3	22	1.57	0	0	0	0.00	0	0	-
9	HEAP, Tyler	14	6	0.43	0	8	.750	148	10.57	1	6	0.07	0	21	1.50	0	9	9	0.64	0	1	-
17	GROSH, Joe	4	8	2.00	0	11	.727	0	0.00	0	2	0.00	0	1	0.25	1	0	1	0.25	0	1	-
19	YOUNG, Devin	14	23	1.64	6	42	.405	0	0.00	1	8	0.07	0	2	0.14	1	20	21	1.50	4	0	-
11	UNDERWOOD, Matt	7	17	2.43	4	37	.351	1	0.14	1	4	0.14	0	10	1.43	0	5	5	0.71	1	0	-
15	SANDER, Taylor	14	64	4.57	23	129	.318	4	0.29	8	13	0.57	3	21	1.50	0	6	6	0.43	2	0	-
5	MERETEV, Kiril	7	16	2.29	6	38	.263	0	0.00	1	1	0.14	0	4	0.57	0	8	8	1.14	0	0	-
6	RIVERA, Josue	12	22	1.83	12	67	.149	3	0.25	2	8	0.17	3	17	1.42	0	10	10	0.83	1	0	-
23	HATCH, Michael	11	7	0.64	4	23	.130	0	0.00	2	5	0.18	0	5	0.45	1	11	12	1.09	0	0	-
10	LANGLOIS, Jake	2	2	1.00	1	9	.111	0	0.00	1	2	0.50	0	2	1.00	0	0	0	0.00	0	0	-
2	HENINGER, Carson	4	0	0.00	0	1	.000	0	0.00	0	1	0.00	0	2	0.50	0	1	1	0.25	0	0	-
7	FUCHS, Phil	4	5	1.25	9	27	-.148	0	0.00	0	1	0.00	1	1	0.25	0	1	1	0.25	0	0	-
	TEAM	-	-	-	-	-	-	-	-	-	-	-	2	-	-	-	-	-	-	-	-	-
	BYU	14	171	12.21	65	393	.270	164	11.71	17	51	1.21	12	108	7.71	3	71	38.5	2.75	8	2	-
	Opponents	14	187	13.36	79	403	.268	178	12.71	12	63	0.86	17	124	8.86	7	39	26.5	1.89	4	3	-

Team Statistics	BYU	OPP
ATTACK		
Kills	171	187
Errors	65	79
Total Attacks	393	403
Attack Pct	.270	.268
Kills/Set	12.2	13.4
SET		
Assists	164	178
Attempts	393	403
Assist Pct	.417	.442
Assists/Set	11.7	12.7
SERVE		
Aces	17	12
Errors	51	63
Attempts	336	320
Serve Pct	.848	.803
Aces/Set	1.2	0.9
SERVE RECEPTIONS		
Errors	12	17
Errors/Set	0.9	1.2
Attempts	257	285
Reception Pct	.953	.940
DEFENSE		
Digs	108	124
Digs/Set	7.7	8.9
BLOCKING		
Block Solo	3	7
Block Assist	71	39
Total Blocks	38.5	26.5
Blocks/Set	2.8	1.9
Block Errors	8	4
Ball handling errors	2	3
ATTENDANCE		
Total	6031	1520
Dates/Avg Per Date	2/3016	2/760
Neutral site #/Avg	0/0	
Current win streak	2	-
Home win streak	2	-

Date	Opponent	Score	Score by set	Att.
Jan 03	at #7 Loyola Chicago	L 0-3	26-28,23-25,22-25	653
Jan 04	at #10 LEWIS	L 1-3	22-25,25-23,21-25,23-25	867
*Jan 10	CAL STATE NORTHRIDGE	w 3-0	25-23,25-22,25-15	3039
*Jan 11	#1 LONG BEACH STATE	w 3-1	25-20,23-25,25-20,25-20	2992

Record in 3-set matches: 1-1
Record in 4-set matches: 1-1
Record in 5-set matches: 0-0