

No. 19 All-Time Wins • 36th All-Time Winning Percentage • 2 National Titles • 26 Conference Titles • 21 NCAA Tournaments • 30 Postseason Invitations  
 1 National Player of the Year • 2 Basketball Hall of Fame Inductees • 40 All-America Citations • 43 NBA Draft Selections • 96 All-Conference Citations

# 2004-05 COUGAR BASKETBALL

## Game 13 — BYU vs. Santa Clara

### 2004-05 BYU SCHEDULE / RESULTS

#### NOVEMBER

5 (Fri.)	BYU-Hawaii (exhibition)	85-70	W
12 (Fri.)	Calgary (exhibition)	86-52	W
22-24	EA Sports Maui Invitational in Maui, Hawaii		
22 (Mon.)	vs. North Carolina (ESPN2)	50-86	L
23 (Tue.)	vs. Stanford	53-62	L
24 (Wed.)	vs. Chaminade	77-56	W
27 (Sat.)	California (Comcast)	64-67	L

#### DECEMBER

1 (Wed.)	@ Utah State (KJZZ)	57-71	L
4 (Sat.)	@ USC (Fox Sports Net 2)	82-87	L
8 (Wed.)	Boise State (KBCI-TV)	90-77	W
11 (Sat.)	vs. Wash. St. @ Delta Center	46-49	L
18 (Sat.)	Utah State (SWP)	62-84	L
21 (Tue.)	North Carolina St (SWP/FNSN)	61-72	L
23 (Thu.)	@ Weber State	79-61	W
28 (Tue.)	Southern Utah	77-52	W
31 (Fri.)	Santa Clara		1 p.m.

#### JANUARY

4 (Tue.)	@ Saint Mary's	7 p.m.
8 (Sat.)	*San Diego State (SWP)	7 p.m.
11 (Tue.)	Montana State-Billings	7 p.m.
15 (Sat.)	*@ Colorado State (ESPN+)	1 p.m.
17 (Mon.)	*@ Wyoming (ESPN)	10 p.m.
22 (Sat.)	*Air Force (ABC)	11 a.m.
24 (Mon.)	*New Mexico (SWP)	8 p.m.
31 (Mon.)	*Utah (ESPN)	10 p.m.

#### FEBRUARY

5 (Sat.)	*@ UNLV (ESPN+)	Noon
7 (Mon.)	*@ San Diego State (SWP)	7 p.m.
12 (Sat.)	*Wyoming (SWP)	7 p.m.
14 (Mon.)	*Colorado State (SWP)	8 p.m.
19 (Sat.)	*@ New Mexico (SWP)	7 p.m.
21 (Mon.)	*@ Air Force (SWP)	7 p.m.
26 (Sat.)	*@ Utah (ESPN+)	1 p.m.

#### MARCH

5 (Sat.)	*UNLV (SWP)	7 p.m.
10-12	@ MWC Tournament, Denver (ESPN, ERT)	

Times are local to site and subject to change

### BYU HOSTS SANTA CLARA FRIDAY AT 1 P.M.

BYU (4-8) hosts the Santa Clara Broncos (7-7) of the West Coast Conference Friday at 1 p.m. in the Marriott Center. There will be no live television broadcast. The radio broadcast can be heard on KSL Newsradio 1160 (KSL.com).

### UP NEXT FOR THE COUGARS

BYU travels to play another WCC team, Saint Mary's, on Tuesday at 7:30 p.m. PST (8:30 p.m. MST).

### COUGAR QUICK HITS

- Coming off its first back-to-back wins of the season, BYU seeks a third straight victory for the first time since last year's team went on a nine-game winning streak, which included its last eight regular-season contests.
- BYU is shooting .426 on the season, including .380 from three-point range. In BYU's last two games, however, the Cougars have made a combined .551 from the floor and .563 from behind the arc.
- The nine BYU players averaging double-digit minutes this season include six sophomores and three seniors. Of BYU's freshmen top-20 signing class, only F/C Chris Miles is currently playing (9.5 minutes). Both David Burgess (ankles) and Trent Plaisted (knees) are currently out while top guard prospect and Arizona Player of the Year Lee Cummard has not been with the Cougars this season after opting to serve an LDS Church mission. He will join the Cougars next season after returning from his mission early.
- Senior guard Mike Hall leads BYU in scoring as the only Cougar averaging double figures (13.9 ppg). Sophomore point guard Austin Ainge adds 9.6 ppg and senior center Jared Jensen contributes 8.9 ppg. Sophomore swingman Keena Young leads BYU in rebounding (6.4 rpg) while sophomore forward Garner Meads adds 5.0 and sophomore center Derek Dawes 4.9. Meads is currently out with a foot injury.
- BYU's tough schedule has included four Pac-10 opponents this season and two nationally ranked ACC teams (North Carolina and NC State). BYU's wins are over Chaminade (77-56), Boise State (90-77), Weber State (79-61) and Southern Utah (77-52).
- BYU and Santa Clara have played two common opponents this season as both schools have faced North Carolina and Stanford. The Broncos upset No. 3 North Carolina 77-66 at the Pete Newell Challenge in Oakland and downed Stanford at home, 86-76. BYU lost to both teams to open the season at the Maui Invitational, falling to the Tar Heels 86-50, followed by a 62-53 Cardinal win.

### BYU GAME #13 FAST FACTS

### BYU COUGARS (4-8, 0-0 MWC) vs. SANTA CLARA BRONCOS (7-7, 0-0 WCC)

FRIDAY, DEC. 31, 2004  
 MARRIOTT CENTER (22,700)  
 PROVO, UTAH, 1 p.m. MST

Coaches: .BYU, Steve Cleveland (133-95 in eighth season; same overall)

.....SCU, Dick Davey (209-155 in 13th full season; same overall)

Series: ...BYU leads, 14-5 (Last meeting: BYU 68, SCU 66, last season in Santa Clara for Cable Car title - 12/30/03)

TV: .....None

Radio: ....KSL 1160, BYU Sports Network (Greg Wrubell calls play-by-play with Mark Durrant adding commentary)

Web: .....Live audio and live stats are available at [byucougars.com/basketball\\_m/](http://byucougars.com/basketball_m/) (select 2004-05 schedule)

### BYU'S PROJECTED STARTERS:

POS.	#	NAME	HT.	WT.	YR.	HOMETOWN / LAST TEAM	PPG	RPG	NOTE
F	3	Keena Young	6-6	205	So.	Beaumont, TX / South Plains College	6.8	6.4	Transfer leads the team in rebounds per game
F	52	Jared Jensen	6-9	250	Sr.	West Haven, UT / Fremont HS	8.9	3.2	Makes team-best 56.5 percent of his field goal attempts
C	43	Derek Dawes	6-11	265	So.	Salt Lake City, UT / Cottonwood HS	4.9	4.9	Redshirted last year; coming off 10 pts, 9 reb. effort
G	1	Mike Hall	6-3	205	Sr.	San Bernardino, CA / Dixie State College	13.9	4.3	Top returning scorer; 2004 MWC Defender of the Year
G	13	Austin Ainge	6-2	180	So.	Gilbert, AZ / Highland HS	9.6	2.3	Avg. 13.1 ppg the last 8 games; has started last 4 games

### BYU OFF THE BENCH:

POS.	#	NAME	HT.	WT.	YR.	HOMETOWN / LAST TEAM	PPG	RPG	NOTE
G	2	Mike Rose	6-2	185	So.	Houston, TX / Spring Woods HS	8.8	1.4	Leads team with 28 three-pointers
F	4	Joshua Burgess	6-8	230	Jr.	Irvine, CA / Irvine Valley College	0.0	1.0	Saw first action with late action vs. Southern Utah
G	10	Terry Nashif	5-10	165	Sr.	Vancouver, WA / Evergreen HS	1.9	1.8	Senior captain adds 2.6 assists per game; has 14 career starts
G	12	Brock Reichner	6-4	205	Jr.	Provo, UT / Salt Lake Community College	1.5	0.5	Walkon transfer has appeared in two games in late action
G	20	Sam Burgess	6-3	190	So.	Alpine, UT / Snow College	3.0	0.9	Returned in May from 2-year Church mission to Spokane
G/F	23	Jimmy Balderson	6-6	200	So.	Magrath, Alberta / Magrath HS	6.3	0.6	Came out of planned redshirt year in BYU's fifth game
F/C	54	Chris Miles	6-11	235	Fr.	Provo, UT / Timpview HS	1.1	1.8	Two-time 4A Utah MVP can play the 4 or 5 position

### OUT - WILL NOT PLAY:

C	34	David Burgess	6-10	265	Fr.	Irvine, CA / Woodbridge HS	0.0	0.0	Out for season (ankles) - freshman played in 2 games
F	41	Garner Meads	6-8	225	So.	Salt Lake City, UT / Brighton HS	5.0	5.0	Out 1-3 weeks (foot) - team's second-leading rebounder
F	44	Trent Plaisted	6-11	220	Fr.	San Antonio, TX / Clark HS	1.6	0.6	Out indefinitely (knees) - freshman has played in 5 games



**BYU SERIES RECORD VS. ...****SANTA CLARA**

Overall Series Record: BYU leads 14-5  
 BYU Record in Provo: 8-2  
 BYU Record at Santa Clara: 3-3  
 BYU Record at Neutral Sites: 3-0  
 BYU Record Under Steve Cleveland: 1-0  
 BYU Record in Overtime Games: N/A  
 Longest BYU Win Streak: 4 (1964-65)  
 Longest Santa Clara Win Streak: 2 (1961)  
 Largest BYU Margin of Victory: 45, 91-46 in 1967  
 Largest SC Margin of Victory: 17, 72-55 in 1961  
 Most Points Scored by BYU: 109 in 1964  
 Most Points Scored by Santa Clara: 85 in 1965

Date	Opponent	Score	W/L
12-21-51	Santa Clara	64-59	W
12-22-51	Santa Clara	66-61	W
2-8-53	at Santa Clara	64-72	L
12-19-58	Santa Clara	80-59	W
12-20-58	Santa Clara	75-65	W
12-8-61	at Santa Clara	53-64	L
12-9-61	at Santa Clara	55-72	L
12-18-64	Santa Clara	102-82	W
12-19-64	Santa Clara	109-80	W
12-17-65	at Santa Clara	103-85	W
12-18-65	at Santa Clara	87-79	W
12-22-67	Santa Clara	75-80	L
12-23-67	Santa Clara	91-46	W
12-22-70	at Santa Clara*	68-67	W
12-1-72	Santa Clara	84-73	W
12-2-72	Santa Clara	64-66	L
12-30-86	at Santa Clara#	77-66	W
12-30-94	vs. Santa Clara+	76-55	W
12-30-03	at Santa Clara#	68-66	W

\*Rainbow Classic  
 +Cable Car Classic in San Jose  
 #Cable Car Classic in Santa Clara

**LOOKING AT SANTA CLARA**

Santa Clara returns four starters among the 11 lettermen returning from last year's 16-16 team. The Broncos are off to a 7-7 start this season and boast wins over then No. 3 North Carolina (77-66) and Stanford (86-76) - two teams who defeated BYU this season. Santa Clara is coming off back-to-back losses this week at the Cable Car Classic to Central Connecticut State and Yale. Friday's game will be the Broncos' third game in five days and its last nonconference contest before starting West Coast Conference play next week. After starting the year 6-2, the Broncos have lost five of their last six games, including three straight. Santa Clara lost on Wednesday to Yale in overtime, 90-84. The Broncos have three players scoring in double figures with junior forward Travis Niesen averaging 15.4 ppg, followed by senior guards Doron Perkins at 14.7 and Kyle Bailey at 11.6. Perkins pulls down a team-leading 5.9 rebounds per game junior forward Tristan Parham contributing 5.4 rpg. Bailey leads the team with 66 assists in 14 games while freshman guard Brody Angley has 47 assists. Santa Clara scores 75.0 points while allowing 74.1. The Broncos are shooting 43 percent from the floor, 32.5 percent from behind the arc, and 69.8 percent from the line. SCU opponents have combined to shoot .433 from the field and .387 from long range. Santa Clara is 3-3 at home, 1-4 away and 3-0 on a neutral floor. The Broncos' road win came at Montana (77-75) while they have suffered road losses at Arizona State (68-63), Cal Poly (98-89), Pacific (71-65) and the MWC's New Mexico (93-59).

**SANTA CLARA'S LAST OUTING**

Alex Gamboa scored 14 points, including four free throws in the final 10 seconds of overtime, to lift Yale to a 90-84 victory over Santa Clara in the consolation game of the Cable Car Classic on Wednesday night. Edwin Draughan scored 17 points and Eric Flato added a career-high 16 as the Bulldogs (3-7) snapped a four-game losing streak. Sam Kaplan and Dominick Martin each scored 14. Travis Niesen scored 23 points to lead Santa Clara (7-7), which has lost three straight games and five of six. Brody Angley, who scored 15 points, hit a desperation 3-pointer with no time left in regulation to send the game into overtime. Ethan Rohde added 14. The Broncos lost both games of their own tournament for the first time since 1998, and only the second time since 1980. Yale, which played nine of its first 10 games on the road, played its third overtime game of the season, losing the previous two. Kaplan hit a 3-pointer with 2:26 left in overtime to put Yale ahead to stay. The Bulldogs scored nine points in the final 36 seconds, including Flato's 3-pointer which gave them a 73-72 edge. Gamboa hit two free throws with four seconds left to extend the advantage, setting up Angley's 3-pointer. Yale grabbed an early 10-point lead in the first nine minutes but Rohde hit a 3-pointer as the Broncos came back to take a 22-21 lead at the 7:14 mark. The Bulldogs responded with 11 unanswered points, with Flato scoring five of them, en route to a 42-36 halftime lead.

**SANTA CLARA'S PROBABLE STARTERS**

POS. #	NAME	HT.	WT.	YR.	PPG	RPG
F 41	Travis Niesen	6-7	220	Jr.	15.4	4.1
C 15	Sean Denison	6-10	230	So.	1.5	4.0
G 40	Ethan Rohde	6-5	205	Sr.	8.1	2.1
G 30	Doron Perkins	6-2	200	Sr.	14.7	5.9
G 5	Brody Angley	5-11	195	Fr.	6.5	3.4

**OTHER KEY PLAYERS**

POS. #	NAME	HT.	WT.	YR.	PPG	RPG
G 11	Kyle Bailey	6-2	200	Sr.	11.6	5.1
F 34	Tristan Parham	6-8	225	Jr.	6.7	5.3
F 43	Jordan Legge	6-8	220	Sr.	3.7	3.9
F 31	Scott Borchart	6-8	225	Jr.	3.7	2.1
G 12	Scott Dougherty	6-4	190	So.	2.9	0.9
F 21	Mitch Henke	6-7	205	Fr.	1.8	1.7

**LAST YEAR'S BOX SCORE**

Dec. 30 8:00 p.m. at Santa Clara, Calif.  
VISITORS: Brigham Young 9-2

##	Player	tot-fg		3-pt		rebounds			pf	tp	a	to	blk	s	min		
		f	fga	fg	fga	ft	of	de								tot	
01	HALL, Mike	f	4	8	3	5	2	2	1	0	1	3	13	2	6	0	34
03	BIGELOW, Mark	f	5	10	1	4	3	4	1	2	3	3	14	1	2	0	34
55	ARAUJO, Rafael	c	6	10	2	2	4	5	1	11	12	5	18	3	5	1	29
00	WOODBERRY, Kevin	g	1	6	1	5	0	0	1	3	4	1	3	1	2	0	21
04	LEMES, Luiz	g	4	8	2	5	0	0	0	1	1	2	10	8	0	0	36
02	ROSE, Mike	g	0	0	0	0	0	0	0	0	0	0	0	0	0	0	1
05	SHOFF, Jake	g	2	5	0	0	0	0	2	10	12	5	4	0	1	1	28
10	NASHIE, Terry	g	0	0	0	0	0	0	0	0	0	0	0	0	0	0	1
41	MEADS, Garner	g	0	0	0	0	0	0	0	0	0	0	0	0	0	0	2
52	JENSEN, Jared	g	3	5	0	0	0	0	1	2	2	5	6	0	0	0	14
TEAM																	
Totals.....		25	52	9	21	9	11	7	30	37	25	68	15	16	2	4	200

TOTAL FG%	1st Half: 10-29 34.5%	2nd Half: 15-23 65.2%	Game: 48.1%	DEADBALL
3-Pt. FG%	1st Half: 4-12 33.3%	2nd Half: 5-9 55.6%	Game: 42.9%	REBOUNDS
F Throw %	1st Half: 2-2 100%	2nd Half: 7-9 77.8%	Game: 81.8%	0

HOME TEAM: Santa Clara 8-6

##	Player	tot-fg		3-pt		rebounds			pf	tp	a	to	blk	s	min		
		f	fga	fg	fga	ft	of	de								tot	
41	NIESEN, Travis	f	4	10	0	0	8	12	1	4	5	2	16	0	2	0	33
45	HOWELL, Jim	c	4	8	0	0	2	5	3	4	7	3	10	2	0	0	30
03	PATRICK, J.R.	g	1	4	0	3	2	4	0	3	3	1	4	4	2	0	30
11	BAILEY, Kyle	g	5	11	4	7	2	2	0	1	1	0	16	4	2	0	36
30	PERKINS, Doron	g	2	6	0	2	0	1	2	3	4	4	2	1	0	0	28
10	ROHE, Brandon	g	2	6	1	2	4	4	0	5	5	4	9	0	1	0	26
15	DENISON, Sean	g	1	2	0	0	0	1	0	1	1	0	2	0	1	0	7
31	BORCHART, Scott	g	1	2	0	0	3	3	0	2	2	0	5	0	1	0	9
40	ROHDE, Ethan	g	0	1	0	0	0	0	0	0	0	2	0	0	0	0	9
44	TIBBETS, Linden	g	0	0	0	0	0	0	1	1	0	0	0	0	0	0	2
TEAM																	
Totals.....		20	50	5	14	21	30	7	22	29	16	66	12	10	0	7	200

TOTAL FG%	1st Half: 13-30 43.3%	2nd Half: 7-20 35.0%	Game: 40.0%	DEADBALL
3-Pt. FG%	1st Half: 2-6 33.3%	2nd Half: 3-8 37.5%	Game: 35.7%	REBOUNDS
F Throw %	1st Half: 8-11 72.7%	2nd Half: 13-19 68.4%	Game: 70.0%	2

Officials: Ken Ditty, Sam Haddad, Brian Rood  
Technical fouls: Brigham Young-TEAM. Santa Clara-None.

Attendance: 2418

Score by Periods	1st	2nd	Total
Brigham Young	26	42	68
Santa Clara	36	30	66

ID-246347  
Cable Car Classic, Championship Game

Points in the paint-BY 24,SCU 20. Points off turnovers-BY 10,SCU 21.  
2nd chance points-BY 9,SCU 10. Fast break points-BY 4,SCU 4.  
Bench points-BY 10,SCU 16. Score tied-8 times. Lead changes-13 times.

**LAST YEAR – BIGELOW BUCKET, BYU DEFEAT SANTA CLARA FOR CABLE CAR TITLE, ARAUJO TOURNEY MVP**  
SANTA CLARA, Calif. (Dec. 30, 2003) – With its top three post players fouled out of the game, BYU looked to Mark Bigelow and he delivered a slashing bucket-and-one with 14.9 seconds remaining to lead the Cougars to a 68-66 win over host Santa Clara to claim the Cable Car Classic title Tuesday at the Leavey Center. The win improves the Cougars to 9-2, while the Broncos fall to 8-6. Senior center Rafael Araujo again loomed large, posting his eighth double-double in nine games with 18 points and 12 rebounds – with all 18 points scored in the second half. Araujo was named the Cable Car Classic Most Valuable Player after combining for 41 points and 23 boards in the two Cougar wins. Despite holding a distinct size advantage, it was BYU that was plagued with foul trouble throughout the night. SCU made 21-of-30 free throws, while BYU was just 9-of-11 from the charity stripe. Before the night was done, BYU pivots Araujo, Jake Shoff and Jared Jensen had all fouled out of the game. "This is a real feel-good win, considering everything we had to overcome – especially our really poor play in the first half," BYU coach Steve Cleveland said. Shoff had a dominating night on the boards grabbing a career-high 12 rebounds. The Cougars also had four players score in double figures for the second consecutive night. Bigelow, Hall and Luiz Lemes had 14, 13 and 10 points, respectively. The game started out as a relatively low-scoring affair, and SCU nudged out to an early 6-2 lead following a Travis Niesen bucket. A pair of free throws and a tip-in by Hall at the 14:50 mark tied the game. That was preceded, though, by a slew of fouls called on BYU in the first four minutes of the game. The Cougars were called for the first six fouls in the game, within the first four minutes, and a Jared Jensen foul put the Broncos in a 1-and-1 situation with 14:41 to go in the first half. BYU fought through its foul woes, however, and Hall gave the Cougars their first lead, 9-7, with a three-pointer at the 14:23 mark. The Broncos would retake the lead, but it was short-lived, as Lemes hit consecutive threes on back-to-back possessions. The second Lemes trey, which gave BYU a 15-10 lead, was set up after Araujo grabbed an offensive rebound and popped it out to Lemes. Jensen then drained a 12-foot jump shot to cap an 8-0 BYU run and extend its lead to 17-10. SCU countered with a 5-0 run, but a Hall trey and Jensen bucket again gave BYU a seven-point lead at 22-15. From there the Broncos scored 15 straight points in a 21-4 run to end the half with a 36-26 advantage. Hall led the Cougars with 10 points in the half, but Araujo was held scoreless at the half for the first time this season. A demonstrated strong second-half team this season, BYU didn't disappoint and, as expected, Araujo led the way. Araujo hit a quick basket to get on the board then drained a trey in the opening minutes of the period, which ignited a 13-0 BYU run capped by a second Araujo three, as the Cougars suddenly seized the lead, 41-39. The two teams would exchange leads as the half wore on, but Araujo powered BYU down the stretch, as the Cougars grabbed the lead. A pair of Bigelow free throws bulged the Cougar lead to a second-half high six points at 63-57. SCU, though, reeled off a 7-0 run to retake the lead 64-63 with 1:01 remaining. On the ensuing BYU possession, Lemes hit a tough jumper just inside the 3-point arc to put the Cougars back in the lead. SCU retook the lead after Kyle Bailey hit a pair of free throws, before Bigelow's heroics. After Bigelow's three-point play, Bailey's desperation three with seconds remaining missed the mark. The longest-running holiday tournament in the nation, 2003 marked the 37th year of the Cable Car Classic. With its title, BYU won for the third time in four Cable Car appearances and tie the University of San Francisco for the second-most Cable Car Classic titles. The Cougars hold the most titles of any non-Bay Area team. SCU leads with 13 titles and the Cougars have beaten the Broncos for each of their three titles.

**BYU BASKETBALL ON KSL NEWSRADIO 1160**

The "Voice of the Cougars" is KSL Newsradio 1160's Greg Wrubell. He is in his ninth season as the play-by-play voice of BYU basketball. Wrubell, also the voice of BYU football, is joined by color analyst Mark Durrant, a four-year BYU basketball letterman who graduated in 1995 as a three-time Academic All-WAC forward, or Brian Santiago, who was the WAC assist and three-point percentage leader at Fresno State. Durrant has been part of the KSL broadcast team for eight years while Santiago is in his fourth year providing analysis for select games. Stations on the Cougar Sports Network include:

- Salt Lake City, Utah (Flagship) KSL 1160 AM
- St. George, Utah KDXU 890 AM
- Manti/Delta, Utah KMGR 95.7 FM
- Idaho Falls, Idaho KSSL 1260 AM
- Also, listen online at KSL.com



"Voice of the Cougars"  
Greg Wrubell

**BYU COACHES ON KSL EACH WEEK ...**  
Coaches Corner with Steve Cleveland  
The Steve Cleveland Show  
Cougar Hoops Weekly with Dave Rose

Mondays at 8:45 a.m.  
Wednesdays 6-7 p.m.  
Thursdays 6-7 p.m.

2004-05 BYU NUMERICAL ROSTER

NO.	NAME	POS.	HT.	WT	YR.	HOMETOWN (PREVIOUS SCHOOL)
1	Mike Hall	G/F	6-3	205	Sr.	TR-1L San Bernardino, CA / Dixie State College
2	Mike Rose	G	6-2	185	So.	1L Houston, TX / Spring Woods HS
3	Keena Young	F	6-6	205	So.	TR Beaumont, TX / South Plains College
4	Joshua Burgess	F	6-8	230	Jr.	TR-RS Irvine, CA / Irvine Valley College
10	Terry Nashif	G	5-10	165	Sr.	3L Vancouver, WA / Evergreen HS
12	Brock Reichner	G	6-4	205	Jr.	TR Provo, UT / Salt Lake Community College
13	Austin Ainge	G	6-2	180	So.	RS-1L Gilbert, AZ / Highland HS
20	Sam Burgess	G	6-3	190	So.	TR Alpine, UT / Snow College
23	Jimmy Balderson	G	6-6	200	So.	1L Magrath, Alberta / Magrath HS
34	David Burgess	C	6-10	265	Fr.	HS Irvine, CA / Woodbridge HS
41	Garner Meads	F	6-8	225	So.	RS-1L Salt Lake City, UT / Brighton HS
43	Derek Dawes	C	6-11	275	So.	1L-RS Salt Lake City, UT / Cottonwood HS
44	Trent Plaisted	F	6-11	220	Fr.	HS San Antonio, TX / Clark HS
52	Jared Jensen	F/C	6-9	250	Sr.	3L West Haven, UT / Fremont HS
54	Chris Miles	F	6-11	235	Fr.	HS Provo, UT / Timpview HS

Head Coach: Steve Cleveland, UC Irvine, 1976  
 Associate Head Coach: Dave Rose, Houston, 1983  
 Assistant Coaches: Andy Toolson, BYU, 1990; John Wardenburg, BYU, 1986  
 Director of Basketball Operations: Walter Roese, BYU-Hawaii, 1994  
 Team Trainer: Robert Ramos, BYU, 1995

PRONUNCIATION GUIDE

**TERRY NASHIF**  
 NASH-if

**TRENT PLAISTED**  
 PLAY-sted

**BROCK REICHNER**  
 RICH-ner

**JOSH REISMAN**  
 REESE-mahn

**KEENA YOUNG**  
 KEY-nah

**WALTER ROESE**  
 row-EESE

**ROBERT RAMOS**  
 RAY-mus

SEASON / CAREER HIGHS

#	PLAYER	POINTS	REBOUNDS	ASSISTS
1	HALL, Mike <i>Career:</i>	23 vs. California, at Weber State <i>same</i>	9 vs. Boise State <i>same</i>	5 vs. Chaminade, vs. Boise State <i>same</i>
2	ROSE, Michael <i>Career:</i>	19 vs. Boise State 26 vs. Southern Utah (2003)	3 vs. California, at USC, vs. Boise State 5 vs. Western Oregon (2003)	3 vs. Chaminade 6 vs. Southern Utah (2003)
3	YOUNG, Keena <i>Career:</i>	14 vs. Chaminade, at Weber State <i>same</i>	10 vs. North Carolina, NC State <i>same</i>	4 at Weber State <i>same</i>
4	BURGESS, Joshua <i>Career:</i>	- -	1 vs. Southern Utah <i>same</i>	vs. Southern Utah <i>same</i>
10	NASHIF, Terry <i>Career:</i>	8 vs. California 11 at San Diego State (2003)	8 vs. California <i>same</i>	10 at USC <i>same</i>
12	REICHNER, Brock <i>Career:</i>	3 vs. Southern Utah <i>same</i>	1 vs. Southern Utah <i>same</i>	1 vs. Southern Utah <i>same</i>
13	AINGE, Austin <i>Career:</i>	21 vs. Utah State (12/18/04) <i>same</i>	5 vs. Boise State <i>same</i>	8 vs. NC State <i>same</i>
20	BURGESS, Sam <i>Career:</i>	8 vs. Chaminade <i>same</i>	3 vs. Chaminade <i>same</i>	1 vs. Stanford <i>same</i>
23	BALDERSON, Jimmy <i>Career:</i>	22 at USC <i>same</i>	2 vs. Boise State 7 vs. Fort Lewis (2002)	4 at USC <i>same</i>
34	BURGESS, David <i>Career:</i>	- -	- -	- -
41	MEADS, Garner <i>Career:</i>	10 at USC, at Weber State 19 vs. San Diego State (2004)	10 vs. Washington State <i>same</i> - also vs. Wyoming (2004)	2 vs. Boise State, vs. Washington State <i>same</i>
43	DAWES, Derek <i>Career:</i>	10 vs. Chaminade, at USC, vs. SUU <i>same</i>	10 vs. Stanford <i>same</i>	1 (four times) last vs. Southern Utah 2 vs. Wyoming (2/15/01)
44	PLAISTED, Trent <i>Career:</i>	2 vs. North Carolina <i>same</i>	4 vs. Stanford <i>same</i>	1 vs. North Carolina <i>same</i>
52	JENSEN, Jared <i>Career:</i>	16 vs. Chaminade, at Weber State 20 at Air Force (2002)	5 (four times) last at Weber State 10 (3 times-Creighton, CSUN, CSU)	3 at Weber State <i>same</i> (also at San Diego State)
54	MILES, Chris <i>Career:</i>	4 at USC <i>same</i>	5 vs. North Carolina, Utah State <i>same</i>	3 vs. Southern Utah <i>same</i>



**BYU MARGIN OF VICTORY/DEFEAT WINS**

WINS	LOSSES
1 point	
2 points	
3 points	2
4 points	
5 points	1
6 points	
7 points	
8 points	
9 points	1
10 points	
11 points	1
12 points	
13 points	1
14 points	1
15 points	
16-19 points	1 (18)
20-24 points	1 (21)
25-29 points	1 (25)
30-plus points	1 (36)

**CURRENT BYU WIN/LOSS STREAKS ...**

At home	1-0
On the road	1-0
On a neutral floor	0-1
At home vs. Nonconference	1-0
At home vs. MWC	12-0
On the road vs. Nonconference	1-0
On the road vs. MWC	3-0
On a neutral floor vs. Nonconference	0-1
On a neutral floor vs. MWC	0-1
at regular season tournament	1-0
at MWC Tournament	0-1
at NCAA Tournament	0-5
at NIT	0-1

**BYU'S 2004-05 RECORD WHEN ...**

At home	2-3
On the road	1-2
On a neutral floor	1-3
On Television	1-6
On CBS	0-0
On ESPN	0-0
On ESPN2	0-1
On ESPN+Plus	0-0
On ABC	0-0
On SportsWest	0-2
On other local broadcast TV	1-3
On Monday	0-1
On Tuesday	1-2
On Wednesday	2-1
On Thursday	1-0
On Friday	0-0
On Saturday	0-4
Coming off a win	1-2
Coming off a loss	3-5
Had two or more days between last game	2-7
Had only one day between last game	1-0
Playing the next day after a game	1-1
BYU scores 100 or more points	0-0
BYU scores between 90-99 points	1-0
BYU scores between 80-89 points	0-1
BYU scores between 70-79 points	3-0
BYU scores between 60-69 points	0-3
BYU scores below 60 points	0-4
Opponent scores 90 or more points	0-0
Opponent scores between 80-89 points	0-3
Opponent scores between 70-79 points	1-2
Opponent scores between 60-69 points	1-2
Opponent scores between 50-59 points	2-0
Opponent scores below 50 points	0-1
BYU leads at half	4-1
Opponent leads at half	0-6
Score tied at half	0-1
BYU leads with 5 minutes left	4-0
Opponent leads with 5 min. left	0-8
Score tied with 5 minutes left	0-0
BYU leads with 1 minute left	4-0
Opponent leads with 1 min. left	0-8
Score tied with 1 minute left	0-0
Game goes into overtime	0-0
BYU shoots 50 % or better	2-0
Opponent shoots 50 % or better	0-1
BYU out shoots opponent	4-1
Opponent out shoots BYU	0-7
BYU out rebounds opponent	3-3
Opponent out rebounds BYU	1-5
BYU and opponent tie in rebounds	0-0
vs. top-25 ranked opponent	0-2
vs. 2004 conference champions	0-3
vs. 2004 postseason teams	1-6

**BYU's LAST OUTING - COUGARS REGISTER SEASON-HIGH VICTORY**

PROVO, Utah (Dec. 28, 2004) – BYU scored 47 second-half points to record a 77-52 win over Southern Utah on Tuesday. With the season-high 25-point victory, the Cougars improve to 4-8 on the year and claim their first back-to-back victories of the season. Southern Utah slips to 6-4 on the year, ending a four-game win streak. "I thought in the first half we reflected the three to four day layoff," BYU coach Steve Cleveland said. "At halftime we talked about increasing the energy level in the second half and I was pleased with how the players responded." On the night, the Cougars shot 50 percent from the field, including 15-of-23 second-half field goals with 9-of-12 three-pointers. Mike Rose and Austin Ainge combined for 28 points on the night, each adding four three-pointers. "We have a lot of guys who can really shoot the ball," Cleveland added. "Austin hit a couple big three-pointers in the second half that put the game away. We talked about getting him more involved in the offense and I thought he really got us going." Mike Hall chipped in 12 points while Derek Dawes was just one rebound shy of a double-double. Dawes tied a career high with 10 points and had nine rebounds against the Thunderbirds. "I thought Derek played great tonight," Cleveland said. "He had nine rebounds, contested shots and most importantly gave us a lot of energy when we needed it." Mike Hall finished the night with 12 points, four rebounds and three assists, while Jimmy Balderson added 11 points on four-of-five shooting from the field. Tim Gainey and Rand Janes each had nine points for Southern Utah, while Gainey led SUU with six rebounds. Rose tallied a team-leading 11 points in the opening half, including three-of-five from behind the three-point stripe. Trailing by just two points early, Rose hit his second three-pointer of the half to give BYU an 8-7 lead with 13:35 left in the half. His long-distance bucket sparked a 9-3 run that gave the Cougars a slim 14-10 lead with 11:55 left in the half. Southern Utah rallied to a 21-19 lead with 6:51 left before the Cougars went on an 11-1 run over the final five minutes of the first half, taking a six-point lead into the locker room. In the second half, BYU added to its lead hitting three of its first four attempts (.750) to take a 12-point lead. With 14:25 left in the second half, Rose nailed his fourth three-pointer of the game to give BYU a 42-27 lead. Holding a 20-point lead, Balderson scored seven straight points for the Cougars—including a three-pointer with 3:53 left—to take a 71-47 lead. After a Southern Utah field goal, Sam Burgess drained a three-pointer to give the Cougars a 25-point lead. One minute later, Brock Reichner tossed in a three-point field goal to extend the BYU lead to a game-high 27 points.

**BYU STARTING LINEUPS**

Opponent	(1)	(2)	(3)	(4)	(5)
v. North Carolina	Nashif	Rose	Hall	Meads	Jensen
v. Stanford	Nashif	Rose	Hall	Meads	Jensen
v. Chaminade	Nashif	Rose	Hall	Young	Jensen
California	Nashif	S. Burgess	Hall	Young	Jensen
at Utah State	Nashif	Hall	Young	Meads	Jensen
at USC	Ainge	Hall	Young	Meads	Jensen
Boise State	Nashif	Hall	Balderson	Meads	Jensen
v. Washington St.	Nashif	Hall	Balderson	Meads	Jensen
Utah State	Ainge	Hall	Balderson	Meads	Dawes
NC State	Ainge	Hall	Young	Miles	Jensen
at Weber State	Ainge	Hall	Young	Jensen	Dawes
Southern Utah	Ainge	Rose	Hall	Young	Jensen

**STARTING LINEUP RECORDS (10 different lineups)**

RECORD	(1)	(2)	(3)	(4)	(5)
0-2	Nashif	Rose	Hall	Meads	Jensen
1-0	Nashif	Rose	Hall	Young	Jensen
1-0	Ainge	Rose	Hall	Young	Jensen
0-1	Nashif	S. Burgess	Hall	Young	Jensen
0-1	Nashif	Hall	Young	Meads	Jensen
0-1	Ainge	Hall	Young	Meads	Jensen
1-1	Nashif	Hall	Balderson	Meads	Jensen
0-1	Ainge	Hall	Balderson	Meads	Dawes
0-1	Ainge	Hall	Young	Miles	Jensen
1-0	Ainge	Hall	Young	Jensen	Dawes

**2004-05 RECORD WHEN ...**

Mike Hall starts	4-8
Jared Jensen starts	4-7
Keena Young starts	3-4
Terry Nashif starts	2-5
Garner Meads starts	1-6
Austin Ainge starts	2-3
Mike Rose starts	2-2
Jimmy Balderson starts	1-2
Derek Dawes starts	1-1
Sam Burgess starts	0-1
Chris Miles starts	0-1



**COUGAR ROSTER BREAKDOWN****STARTERS RETURNING (3)**

Mike Hall	G/F Sr.	12.8 PPG, 3.5 RPG, 1.4 SPG
		<i>(30 starts in 2003-04, 30 career starts)</i>
Jared Jensen	F/C Sr.	3.8 PPG, 2.1 RPG, .536 FG%
		<i>(8 starts in 2003-04, 58 career starts)</i>
Garner Meads	F So.	4.2 PPG, 2.9 RPG, .547 FG%
		<i>(18 starts in 2003-04, 18 career starts)</i>

**STARTERS LOST (4)**

Rafael Araujo	C	6-11	18.4 PPG, 10.1 RPG, 1.4 SPG
			<i>(30 starts in 2003-04, 62 career starts)</i>
Mark Bigelow	F/G	6-7	13.4 PPG, 3.8 RPG, 2.8 APG
			<i>(30 starts in 2003-04, 119 career starts)</i>
Luiz Lemes	G	6-3	8.7 PPG, 3.0 RPG, 4.5 APG
			<i>(30 starts in 2003-04, 30 career starts)</i>
Kevin Woodberry	G	6-0	5.0 PPG, 1.9 RPG, 2.1 APG
			<i>(5 starts in 2003-04, 31 career starts)</i>

**LETTERWINNERS RETURNING (8)**

Mike Hall	G/F Sr.	12.8 PPG, 3.5 RPG, 1.4 SPG
Jared Jensen	F/C Sr.	3.8 PPG, 2.1 RPG, .536 FG%
Terry Nashif	G Sr.	1.0 PPG, 1.0 RPG, 1.1 APG
Austin Ainge	G So.	1.3 PPG, 0.4 RPG, 0.8 APG
Garner Meads	F So.	4.2 PPG, 2.9 RPG, .547 FG%
Mike Rose	G So.	3.9 PPG, 0.7 RPG, .459 3FG%
*Jimmy Balderson	G So.	4.0 PPG, 1.5 RPG
**Derek Dawes	C So.	1.1 ppg, 2.0 rpg

\* returning from mission; stats from 2001-02 season

\*\* redshirt last year after returning from mission, stats from 2000-01 season

**LETTERWINNERS LOST (7)**

Rafael Araujo	C Sr.	18.4 PPG, 10.1 RPG, 1.4 SPG
Mark Bigelow	F/G Sr.	13.4 PPG, 3.8 RPG, 2.8 APG
Luiz Lemes	G Sr.	8.7 PPG, 3.0 RPG, 4.5 APG
Kevin Woodberry	G Sr.	5.0 PPG, 1.9 RPG, 2.1 APG
Jake Shoff	F/C Sr.	2.9 PPG, 2.7 RPG, .612 FG%
Ricky Bower	G Sr.	Missed Sr. season due to injury
+Marc Roberts	G	6-3 (1.7 ppg, 1.1 rpg)

+ Left team after sixth game in 2003-04

**RETURNING 2003-04 REDSHIRTS (2)**

Joshua Burgess	F	6-8	Jr.	TR
Derek Dawes	C	6-11	So.	1L

**NEWCOMERS (7)**

David Burgess	C	6-10	Fr.	
				<i>(signed out of Woodbridge HS in Irvine, Calif.)</i>
Sam Burgess	G	6-3	So.	
				<i>(Transfer back from LDS Mission (Snow College))</i>
Chris Miles	F	6-10	Fr.	
				<i>(Signed out of Timpview HS in Provo, Utah)</i>
Trent Plaisted	F	6-10	Fr.	
				<i>(Signed out of Clark HS in San Antonio)</i>
Brock Reichner	G	6-4	Jr.	
				<i>(Walkon transferring from Salt Lake CC)</i>
Joshua Reisman	G	6-1	Jr.	
				<i>(Transfer signed out of San Jose City College (Calif.))</i>
Keena Young	G/F	6-6	So.	
				<i>(Transfer signed out of South Plains College (Texas))</i>

**RETURNING FROM LDS CHURCH MISSIONS (2)**

Sam Burgess	G	6-3	190	So.	TR
					<i>(Returned in May from Spokane, Wash.)</i>
Jimmy Balderson	G	6-6	200	So.	1L
					<i>(Returned in August from Micronesia, Guam)</i>

**HALL COMING OFF BIG WEEK**

Hall scored 12 points on 5-of-7 shooting vs. Southern Utah Tuesday. Last week the senior guard averaged a team-best 20.5 ppg last week against nationally ranked NC State and at Weber State. He shot 55 percent from the floor, including 6-of-12 on threes while adding 3 rebounds, 3.5 assists and 2.5 steals for the week. Hall scored a team-high 18 points vs. NC State, adding 4 rebounds, 3 assists and 3 steals. Hall tied his career-high with 23 points to lead BYU to a road win over Weber State. Hall scored BYU's first five points of the game and had 13 points in the game's first nine minutes to help BYU take control. Hall finished the first half with 18 points on 7-of-8 shooting and hit his fourth trey of the half in five attempts just before the break to cap a 9-0 BYU run and give the Cougars a 14-point advantage. For the game, Hall went 9-for-12 from the floor, and made a career-best 5 triples on 7 attempts while adding 4 assists, 2 rebounds and 2 steals.

**JENSEN EFFICIENT IN THE POST**

Senior Jared Jensen has made 15 of his last 21 field goal attempts (.714). He took only two shots vs. Southern Utah Tuesday, going 1-for-2 but last week averaged 15 ppg for the Cougars after missing a start due to food poisoning the prior game vs. Utah State. Jensen is shooting a team-best 56.5 percent on the year while averaging 8.9 ppg, third on the team.

**AINGE PROVING POINT**

Point guard Austin Ainge is one of BYU's young players taking advantage of his opportunity for playing time this season. He has earned the starting position, making the last four starts while being the team's most consistent player over the last eight games while averaging 13.1 points, including a career-best 21 points on 6-of-9 shooting vs. Utah State and a career-high 8 assists vs. NC State. He scored 14 points Southern Utah Tuesday while hitting a career-best 4 treys on 5 attempts. He is now earning the majority of the point guard minutes with senior Terry Nashif coming off the bench. Overall, he is second on the team in scoring at 9.6 ppg and leads the team in assists at 3.0 apg. He is second on the team in shooting percentage and leads among perimeter players at 49.4 percent and is the team's best three-point percentage shooter (.452).

**COUGARS FINDING SHOOTING TOUCH**

BYU has had its two best shooting games the past two outings – both wins. BYU made 50 percent from the floor and a season-high 57 percent on threes (12-of-21) vs. Southern Utah Tuesday. The Cougars made a season-high 60 percent from the floor and 54.5 percent on threes in its win at Weber State. Those two games are the only contests this year that BYU has topped 50 percent shooting overall. Before the last two games, BYU shot below 40 percent in six of its first 10 games. The Cougars have made 50 percent or better from long range four times.

**IMPROVING TURNOVER/ASSIST RATIO**

BYU has taken better care of the ball after averaging 23 turnovers to only 6 assists in its first two outings this year. Over the last 10 games, the Cougars are averaging 13.3 turnovers and 14.1 assists. In its last two games, BYU has averaged 16.5 assists and only 9.5 turnovers. BYU equaled its season low of eight turnovers and made 15 assists at Weber State and had 18 assists and 11 turnovers vs. Southern Utah.

**INJURY ISSUES**

BYU has suffered through many different injury issues in the post this year. The latest was the game-time diagnosis Tuesday that sophomore forward Garner Meads has a possible stress fracture in his foot. He will be out one-to-three weeks. Meads had already missed two games (ankle) earlier this season. Freshman center David Burgess is scheduled for ankle surgery and will be out for the season. Freshman forward Trent Plaisted is out indefinitely (knee). Sophomore center Derek Dawes has played the last four games with a broken thumb. Senior F/C Jared Jensen played limited minutes vs. Utah State due to food poisoning and junior forward Joshua Burgess has been slowed by back problems. Freshman F/C Chris Miles is the only Cougar post player not to have his play limited during the regular season due to illness or injury.

**REISMAN NO LONGER WITH TEAM**

Junior-college transfer Josh Reisman has left the team. The junior point guard appeared in one game for five minutes, playing behind sophomore Austin Ainge and senior Terry Nashif. BYU coach Steve Cleveland indicated Reisman is staying in school on scholarship and could graduate this summer.

**YOUNG TEAM FACING STRONG SCHEDULE**

BYU's team includes seven sophomores and three freshman. Of the Cougars seeing double-digit minutes, six are sophomores and three are seniors, BYU's schedule includes 10 teams that finished in the top three in their respective league standings last year, with eight finishing as either the league champion or runner-up. Seven teams played in the NCAA Tournament and five were invited to the NIT, while eight opponents achieved 20-win seasons last year. North Carolina, North Carolina State and Stanford all finished the season in the final top-25 rankings. The Cougars have played two teams from the ACC in the same season for the first time in nearly 50 years and they also have faced four teams from the Pac-10 for the first time since 1998-99. The last time BYU had a schedule with two ACC teams was the 1955-56 season when the Cougars played at both NC State and Wake Forest.



**BYU NCAA RESULTS**

<b>1950</b>	Western Regional Semis (Kansas City) BYU 56, BYU 55 Western Consolation (Kansas City) BYU 83, UCLA 62
<b>1951</b>	West First Round (Kansas City) BYU 68, San Jose State 61 West Regional Semifinals (Kansas City) Kansas State 64, BYU 54 West Regional Consolation (Kansas City) Washington 80, BYU 67
<b>1957</b>	West Regional Semifinals (Corvallis, Ore) California 86, BYU 59 West Regional Consolation (Corvallis, Ore) BYU 65, Idaho State 54
<b>1965</b>	West Regional Semifinals (Provo) UCLA 100, BYU 76 West Regional Consolation (Provo) Oklahoma City 112, BYU 102
<b>1969</b>	West First Round (Las Cruces, NM) New Mexico State 74, BYU 62
<b>1971</b>	West First Round (Logan, UT) BYU 91, Utah State 82 West Reg. Semifinals (Salt Lake) UCLA 91, BYU 73 West Reg. Consolation (Salt Lake) Pacific 84, BYU 81
<b>1972</b>	West First Round (Pocatello, Idaho) Long Beach State 95, BYU 90
<b>1979</b>	West Second Round (Tucson, Ariz.) (4) San Francisco 86 (5) BYU 63
<b>1980</b>	West First Round (Ogden, Utah) (6) Clemson 71 (3) BYU 66
<b>1981</b>	East Regional (Providence, R.I.) (6) BYU 60, (11) Princeton 51 (6) BYU 78, (3) UCLA 55 East Regional Semifinals (Atlanta) (6) BYU 51, (2) Notre Dame 50 West Regional Finals (Atlanta) (1) Virginia 74, (6) BYU 60
<b>1984</b>	Midwest Regional (Birmingham, Ala.) (8) BYU 84, (9) UAB 68 (1) Kentucky 93, (8) BYU 68
<b>1987</b>	SE First Round (Birmingham, Ala.) (7) New Orleans 83, (10) BYU 79
<b>1988</b>	Midwest Regional (Birmingham, Ala.) (4) BYU 98, (13) NC-Charlotte 92 (OT) (5) Louisville 97, (4) BYU 76
<b>1990</b>	East First Round (Hartford, Conn.) (5) Clemson 49, (12) BYU 47
<b>1991</b>	West First Round (Salt Lake) (10) BYU 61, (7) Virginia 48 West Second Round (Salt Lake) (2) Arizona 76, (10) BYU 61
<b>1992</b>	West First Round (Boise, Idaho) (7) LSU 94, (10) BYU 83
<b>1993</b>	Midwest First Round (Chicago) (7) BYU 80, (10) SMU 71 Midwest Second Round (Chicago) (2) Kansas 90, (7) BYU 76
<b>1995</b>	Midwest First Round (Memphis, Tenn.) (9) Tulane 76, (8) BYU 70
<b>2001</b>	West First Round (San Diego, Calif.) (5) Cincinnati 84, (12) BYU 59
<b>2003</b>	South First Round (Spokane, Wash.) (5) Connecticut 58, (12) BYU 53
<b>2004</b>	Phoenix Region First Round (Denver, Colo.) (5) Syracuse 80, (12) BYU 75

**WINNING BASKETBALL TRADITION**

With its all-time record of 1475-948 (.609), BYU is No. 19 all-time in Division I victories. The Cougars rank 36th all-time in winning percentage among all Division I basketball programs. The Cougars have had 82 winning seasons in their 102 years of basketball and have made 30 postseason appearances, including 21 NCAA bids, and won 26 conference championships.

**WINNING WAYS**

- With its win at UNLV last year to conclude the regular season, BYU achieved its 28th 20-win season. The Cougars have averaged 20 wins every 2.7 years (BYU has played 76 seasons in which it has played at least 20 games in a season).

- Last year was BYU coach Steve Cleveland's fourth 20-win season in his seven years in Provo since rebuilding the program from its 1-25 season in 1996-97. Cleveland has the second-highest percentage of 20 win seasons (57%) in BYU history behind Roger Reid (75%). Only three BYU coaches have had more than four seasons of 20 wins:

Stan Watts had 6 seasons of 20 wins in 23 years of coaching  
Roger Reid had 6 seasons of 20 wins in 8 years of coaching  
G.Ott Romney had 5 seasons of 20 wins in 9 years of coaching

**CLEVELAND NO. 2 ON MARRIOTT CENTER VICTORY LIST; NO. 2 IN ALL-TIME BYU WINS ON HORIZON**

Cougar head coach Steve Cleveland has guided BYU to the second-most Marriott Center wins. He needs seven more Marriott Center wins to have the most ever by a BYU coach. With his 86-21 record in the Cougars' home arena, he is currently second, having passed Frank Arnold's 81 victories with his win vs. New Mexico last year. Roger Reid has the most Marriott Center wins with 92. Ladell Andersen is fourth with 71. With a 133-95 overall record in his eighth season in Provo, Cleveland is fifth on BYU's career coaching victories list and is 20 wins from moving into second. He needs five wins to move into fourth. He moved past Legendary Cougar coach Stan Watts has the most wins in school history with 372 triumphs from 1949-72. Ott Romney (1927-35) and Roger Reid (1989-96) both achieved 152 victories and Frank Arnold (1975-83) is currently fourth with 137 wins.

**BYU AMONG 14 TEAMS TO HAVE PLAYER DRAFT EACH OF THE LAST TWO SEASONS**

BYU is one of 14 teams to have at least one player drafted in each of the last two NBA drafts. Former BYU center Rafael Araujo was the No. 8 overall pick in the 2004 draft, being selected by the Toronto Raptors. Former BYU guard Travis Hansen was the No. 37 pick overall, taken in the second round by the Atlanta Hawks in the 2003 draft. Following is the list of teams that have had a player drafted the past two seasons (number of players drafted in parenthesis): Arizona (2), BYU (2), Connecticut (3), Duke (3), Georgia (2), Gonzaga (2), Memphis (2), Minnesota (2), Missouri (2), Oregon (2), Stanford (3), Texas (2), UCLA (2), Xavier (3).

**NCAA TOURNAMENT TRADITION**

BYU gained an at-large bid to the NCAA Tournament after making a solid case for entry into the annual championship field. The Cougars achieved 21 wins even though they played more games (16) away (8-8 record) from home than they did in the Marriott Center where BYU was a perfect 13-0. The Cougars finished the season strong, winning nine straight games until being upset 54-51 by Utah in the MWC Tournament semifinals. BYU had an RPI of 31 and strength of schedule rated No. 35 when selected. BYU had quality wins, including a neutral court victory over nationally ranked and Final Four qualifier Oklahoma State, the Big 12 champs.

- BYU made its 21st NCAA Tournament appearance. The Cougars have an 11-24 record in the NCAA Tournament.

- BYU coach Steve Cleveland has guided the Cougars to the NCAA Tournament three out of the last four seasons, including back-to-back appearances the last two years. In his seventh year at BYU, Cleveland has guided the Cougars to postseason play in each of the past five seasons. He has returned the Cougar program to an annual tournament participant since taking over a program that was 1-25 the season before his arrival.

**ALL-AMERICA TRADITION**

BYU players have received 40 All-America citations. Last year Rafael Araujo was named to the Basketball Times All-America Second Team and was an Associated Press honorable mention pick last season. Regarded as the nation's No. 2 center by Basketball Times, Araujo earned second-team honors while Connecticut center Omeke Okafor received first-team accolades and Duke center Shelden Williams was selected to the third team. Araujo led the Cougars in scoring last season at 18.4 points per game and pulled down a team-leading 10.1 boards per game, which ranks 11th nationally. He had the fourth highest combined points and rebounds averages in the nation last year. The MWC Co-Player of the Year, Araujo also topped BYU in steals (1.4 spg) and blocks (0.8 bpg) and led all MWC players in steals in league action. The 6-foot-11 280-pound native of Sao Paulo, Brazil, recorded 16 double-doubles games, the fifth best single-season total all-time at BYU, while leading the Cougars to a 21-9 record and their second straight at-large NCAA Tournament berth. Araujo was joined on the second team by Wisconsin point guard Devin Harris, North Carolina wing Rashad McCants, Providence forward Ryan Gomes, and Mississippi State forward Lawrence Roberts. Araujo is the 19th Cougar basketball player to earn All-America honors and the first since 2001 when Mekeli Wesley earned Associated Press honorable mention honors. Araujo was also named an honorable mention AP selection, as Okafor was the only center selected to the three AP teams. Araujo is the first Cougar since Mike Smith in 1988 to receive second-team honors. He recorded career highs of 32 points and 17 rebounds in BYU's win over eventual No. 3 Oklahoma State and finished his season with 24 points and 12 rebounds against defending national champion Syracuse in the first round of the NCAA Tournament.





Steve Cleveland is in his eighth year at the helm of the Cougars in 2004-05. During his tenure at BYU, Cleveland has proven to be a first-rate recruiter, an excellent coach and player developer, and above all, a winner.

Cleveland has guided BYU to five straight postseason appearances and four 20-win seasons in the last five years. Only three other BYU coaches have ever achieved more 20-win seasons. He was recognized as the Mountain West Conference's top strategist in the 2004 Street & Smith College Basketball Preview. He was honored as the MWC Coach of the Year in 2002-03,

as voted by the league's coaches and media members, after guiding BYU to a share of the MWC regular season title and a 23-9 record.

In 2003-04, Cleveland coached the Cougars to a 76-71 win over then No. 25 and 2004 Final Four team Oklahoma State in the Delta Center. The Cougars finished second in the Mountain West Conference and advanced to the NCAA Tournament before losing 80-75 to defending national champion Syracuse. In 2002-03, Cleveland's team finished 23-9 and tied for the MWC title before earning an NCAA invite. In 2001-02, Cleveland coached BYU to a win over No. 13 Stanford and advanced to the second round of the NIT despite having lost four starters and six of his top seven players from the prior season. In 2000-01, Cleveland guided BYU to its first NCAA tournament bid since 1995, its first conference regular season title since 1993 and its first conference tournament championship since 1992. While rebuilding a program that finished 1-25 before his arrival, he has posted records of 9-21, 12-16, 22-11, 24-9, 18-12, 23-9 and 21-9. The 1999-2000, 2000-2001 and 2002-03 seasons all rank among the school's best years ever in terms of wins. In fact, since BYU's first season in 1903, only five BYU teams have ever recorded more wins than the 24-9 team in 2000-01.

Cleveland has brought the magic of the Marriott Center back in Provo. BYU averaged 15,300 fans in 2003-04, including the largest crowd (22,718) since 1992, to rank 11th nationally. BYU had the nation's largest percentage increase in attendance in 2003. The Cougars owned the nation's longest homecourt victory streak for much of the 2002 and 2003 seasons until it finally ended at 44 games. BYU has won 62 of its last 63 games at home, including unbeaten seasons in 2001, 2002 and 2004.

Cleveland's teams have traditionally been prepared to play their best at the end of the season. BYU ended the 2003-04 season on a nine-game winning streak through February and March until losing in the MWC semifinal game, earning its third NCAA bid in the last four years. BYU has been to the post-season five straight years. In 2001-02 BYU won in the first round of the NIT before losing at eventual NIT champion Memphis. In 2000-01, BYU won five straight games on the road to secure a share of the MWC regular season title and earn the automatic NCAA bid by claiming the MWC Tournament in Las Vegas. The Cougars won six of their last eight games the prior season, including two MWC tournament wins and two NIT victories. In Cleveland's first year, BYU completed a rare sweep of No. 15 New Mexico and UTEP on the road to earn a WAC tournament berth. The road sweep of New Mexico and UTEP was the first for BYU since 1990-91 and the 83-62 upset of nationally ranked New Mexico in the Pit ended the Lobos' 41-game home winning streak. In Cleveland's second season the Cougars had a blowout win over UTEP before a 90-74 conference tournament upset victory over TCU to achieve BYU's first conference tournament win since 1994.

Cleveland's teams have advanced to the finals of the MWC tournament in two of the five seasons the event has been played, winning the title in 2001.

As a recruiter, Cleveland has made a similar impact on BYU's program. Cleveland's recruits have proven they are not only committed to Cleveland's vision but also are the kind of players to help make that vision a reality in Provo. Cleveland and his staff have been able to attract top talent and develop them into better players.

Cleveland's recruits have been honored with a string of conference newcomer or major awards in their first seasons at BYU. Eight players have been honored in Cleveland's seven years as the Cougar coach, including five who have been singled out as either the conference newcomer or freshman of the year. The last two years Rafael Araujo was named the Newcomer of the Year by the conference media members in a poll conducted by the Las Vegas Review-Journal (the MWC no longer has such an award) and Mike Hall was named MWC Defensive Player of the Year. Listed below is the list of award winners in their first season at BYU.

- Mike Hall (2003-2004 Defensive Player of the Year; All-MWC Third Team)
- Rafael Araujo (2002-2003 Newcomer of the Year by MWC media poll)
- Jared Jensen (2001-2002 MWC Co-Freshman of the Year)
- Trent Whiting (2000-2001 MWC Newcomer Team, 2nd Team All-MWC)
- Terrell Lyday (1999-2000 MWC Newcomer of the Year; All-Tournament Team)
- Mark Bigelow (1998-99 WAC Freshman of the Year; Newcomer Team, 2nd Team All-WAC)
- Mekeli Wesley (1997-98 WAC Newcomer Team)
- Ron Selleaze (1997-98 WAC Newcomer of the Year; Newcomer Team, 2nd Team All-WAC)

In October 2001, Cleveland signed a multi-year contract extension with BYU. Before taking the helm with the Cougars on March 11, 1997, Cleveland compiled a 157-77 record at Fresno City College in Fresno, Calif. Cleveland was named coach of the year two times while at FCC and led the Rams to post-season playoffs in each of his seven seasons in Fresno. Cleveland coached 10 years at Fresno's Clovis West High School, compiling a 180-70 record.

**PLAYING CAREER**

Cleveland played college basketball at UC Irvine and was the Anteaters' MVP and leading scorer his senior season in 1975-76. Prior to attending UC Irvine, Cleveland was Fresno City College's Most Outstanding Player in 1973-74. Cleveland received a B.A. degree in social science from UC Irvine in 1976, and received a Master's in education administration from Fresno Pacific in 1979.

**PERSONAL**

Cleveland, 52, was born in the Los Angeles area and spent most of his life in Fresno, Calif. He served a full-time mission for the Church of Jesus Christ of Latter-day Saints to England from 1971-73. Cleveland was the first head basketball or football coach at BYU to have served a church mission. Cleveland and his wife Kip have three children: sons Casey and Skyler and daughter Katie.

**CLEVELAND'S BYU LEDGER**

BRIGHAM YOUNG UNIVERSITY						
Year	W	L	Pct.	Conf.	Conf. Tourney	NCAA/NIT
2004-2005	4	8	.333			
2003-2004	21	9	.700	10-4 (2nd MWC)	1-1	0-1 NCAA
2002-2003	23	9	.719	11-3 (T-1st MWC)	1-1	0-1 NCAA
2001-2002	18	12	.600	7-7 (T-4th MWC)	0-1	1-1 NIT
2000-2001	24	9	.727	10-4 (T-1st MWC)	3-0	0-1 NCAA
1999-2000	22	11	.667	7-7 (sixth MWC)	2-1	2-1 NIT
1998-1999	12	16	.429	6-8 (fifth WAC)	1-1	
1997-1998	9	21	.300	4-10 (sixth WAC)	0-1	
<b>Totals</b>	<b>133</b>	<b>95</b>	<b>.583</b>	<b>55-43 (.561)</b>	<b>8-6 (.571)</b>	<b>3-5 (.375)</b>







**MIKE HALL**

6-3 • 205 • senior • guard  
San Bernardino, Calif.

**HALL LATELY:** Currently leads the Cougars in scoring at 13.9 ppg ... Hall has made 14 of his last 19 shots (.737) over the last two games ... Hall was 5-of-7 vs Southern Utah while scoring 12 points and equaled his career-high with 23 points at Weber State, making a career-best 5 threes (5-7) and 9 field goals (9-12) ... Hall led BYU with 18 points vs. NC State ... Scored a team-leading 21 points on 58 percent (7-12) shooting while pulling down a career-high nine rebounds against Boise State ... Contributed 13 points at USC, including three buckets from behind the arc ... Recorded a team-high 19 points at Utah State, including 3-6 (.500) from behind the three-point line ... Achieved career-high 23 points vs. California, scoring the team's final 12 points ... Was out with an injured ankle the week leading up to the season opener ... Averaged 10.3 ppg at the Maui Invitational but lacked usual explosiveness while recovering from injury ... Dished out career-high 5 assists vs. Chaminade.

**NOTING HALL:** A 6-foot-3 guard from San Bernardino, Calif., Hall is an MWC Player of the Year candidate as a senior ... He earned MWC Defensive Player of the Year honors and All-MWC Third Team last year ... He is BYU's top returning scorer with the departure of NBA lottery pick Rafael Araujo and four-year starter Mark Bigelow ... Hall joined BYU as a junior from Dixie State College, where he was a first-team NJCAA All-American and Scenic West Athletic Conference and NJCAA Region 18 Player of the Year ... Hall began his college career at Pepperdine University in 2000-2001, playing 18 games for Jan van Breda Kolff in his final season coaching the Waves ... Last year filled the position vacated by graduated All-MWC guard Travis Hansen, who was selected by the Atlanta Hawks in the 2003 NBA Draft ... An unselfish, team-oriented player, Hall is an aggressive, slashing offensive scorer; solid rebounder and strong defender ... Last year he had 20 double-figure scoring games, including nine of the last 11 outings ... BYU was 15-5 when he scores in double digits ... Against Syracuse in the NCAA Tournament he had 17 points on 6-of-9 shooting, including 3-of-3 treys, while equaling his season high of 4 assists ... Against the Orangemen he not only hit from long range but had two head-turning dunks, including an ally-oop from Luiz Lemes ... He led BYU with 21 points on 8-of-10 shooting vs. Utah ... His dunk over MWC Co-Player of the Year Nick Welch of Air Force was the ESPN Play of the Day ... He had 16 points vs. New Mexico while holding Danny Granger to 9 points and 3 rebounds (Granger came in averaging 21 and 9) ... He shot 50 percent or better in 17 games .. Scored career-high 22 points vs. Weber State on 8-of-12 shooting.

**PERSONAL:** Born August 1982 in San Bernardino, Calif. ... parents are Clarence and Sharon Hogue ... brother Marcus Hall ... three-year-old son named Elijah Michael ... said he chose BYU because of good coaches, perfect fit for his position, good school, great community and fan support ... said the most influential people in his sports career are his stepfather and mother ... recreation management major.

**Mike Hall – 2004-05 Game-by-Game**

Opponent	Date	GS	Min	TOTAL			3PTS			FT		REBOUNDS					PF	FO	A	TO	Blk	Stl	Pts	Avg	
				FG	FGA	Pct	3FG	FGA	Pct	FT	FTA	Pct	Off	Def	Tot	Avg									
vs North Carolina	11-22-04	*	25	4	15	.267	2	8	.250	0	2	.000	1	3	4	4.0	4	0	0	4	1	1	10	10.0	
vs Stanford	11-23-04	*	33	2	8	.250	1	3	.333	2	2	1.000	2	4	6	5.0	3	0	2	1	0	1	7	8.5	
vs Chaminade	11-24-04	*	38	5	12	.417	2	5	.400	2	2	1.000	3	3	6	5.3	0	0	5	1	0	4	14	10.3	
CALIFORNIA	11-27-04	*	37	8	18	.444	3	7	.429	4	5	.800	3	1	4	5.0	1	0	2	0	0	3	23	13.5	
at Utah State	12-01-04	*	39	7	16	.438	3	6	.500	2	2	1.000	2	3	5	5.0	1	0	3	1	1	1	19	14.6	
at USC	12-04-04	*	33	5	13	.385	3	7	.429	0	1	.000	1	1	2	4.5	2	0	1	3	0	1	13	14.3	
BOISE STATE UNIVERSITY	12-08-04	*	38	7	12	.583	2	3	.667	5	6	.833	2	7	9	5.1	2	0	5	1	0	0	21	15.3	
vs Washington State University	12-11-04	*	36	1	10	.100	1	6	.167	0	0	.000	0	1	1	4.6	4	0	2	3	0	2	3	13.8	
UTAH STATE	12-18-04	*	22	1	4	.250	0	2	.000	2	2	1.000	1	3	4	4.6	0	0	1	3	0	0	4	12.7	
NORTH CAROLINA STATE	12-21-04	*	30	7	17	.412	1	5	.200	3	4	.750	0	4	4	4.5	3	0	3	0	0	3	18	13.2	
at Weber State	12-23-04	*	35	9	12	.750	5	7	.714	0	0	.000	1	1	2	4.3	2	0	4	3	0	2	23	14.1	
SOUTHERN UTAH UNIVERSITY	12-26-04	*	29	5	7	.714	1	3	.333	1	2	.500	2	2	4	4.3	1	0	3	2	0	0	12	13.9	
<b>Totals</b>			12	395	61	144	.424	24	62	.387	21	28	.750	18	33	51	4.3	23	0	31	22	2	18	167	13.9

Games played: 12  
Points/game: 13.9  
FG Pct: 42.4  
3FG Pct: 38.7  
FT Pct: 75.0

Rebounds/game: 4.3  
Assists/game: 2.6  
Turnovers/game: 1.8  
Assist/turnover ratio: 1.4  
Steals/game: 1.5  
Blocks/game: 0.2

**BYU CAREER HIGHS:**

POINTS: 23 vs. California, at Weber St. (2005)  
FG MADE: 9 at Weber St. (2005)  
FG ATT: 18 vs. California (2005)  
FG%: .875 (7-8) vs. SUU (2004)  
3FG MADE: 5 at Weber St. (2005)  
3FG ATT: 8 vs. UNC (2005)  
3FG%: 1.000 (3-3) vs. Syracuse (2004)  
FT MADE: 10 vs. UNLV (2004)  
FT ATT: 10 vs. UNLV (2004)  
FT%: 1.000 (10-10) vs. UNLV (2004)  
REB: 9 vs. Boise State (2005)  
ASSISTS: 5 vs. Chaminade (2005), vs. Boise State (2005)  
STEALS: 5 vs. SDSU (2004)  
BLOCKS: 2 vs. WOU, vs. Wyoming (2004)  
MINUTES: 41 vs. SDSU (2004)

**HALL PRIOR YEARS' STATS**

YEAR	GP	GS	MIN	AVG	FG	FGA	PCT	3FG	FGA	PCT	FT	FTA	PCT	OFF	DEF	TOT	AVG	PF	FO	A	AVG	TO	BLK	STL	PTS	AVG
2003-04	30	28	953	31.8	131	265	.494	24	69	.348	98	134	.731	48	56	104	3.5	60	1	54	1.8	58	14	42	384	12.8





**JARED JENSEN**

6-9 • 250 • senior • forward/center  
West Haven, Utah

**JENSEN LATELY:** Scored 2 points on 1-of-2 shooting vs. Southern Utah ... Equaled season-high 16 points at Weber State while setting new career marks in field goals made (8) and attempted (11) – also tying his career-high with 3 assists ... Scored 14 points vs. NC State playing a career-high 35 minutes after scoring a combined 4 points in the previous two games ... Did not start against Utah State due to illness (food poisoning) but played 10 minutes going 2-2 from the floor ... Recorded 13 points, going 7-8 from the free throw line, while posting five rebounds against Boise State ... Scored 12 points in 34 minutes vs. Cal ... Averaged team-leading 11.7 points at the Maui Invitational ... Led all players at the Maui Invitational with a .864 shooting percentage, going 13-of-19 from the floor in three games.

**NOTING JENSEN:** Jensen is an all-conference candidate who will play a much larger role as a senior with the departure of NBA lottery pick Rafael Araujo ... Jensen has played power forward much of the past two years with Araujo in the lineup but Jensen now has the opportunity to return to his more natural position at center ... He made 58 starts over his first three seasons ... Jensen earned All-MWC honorable mention in 2002-03 and MWC Co-Freshman of the Year honors in 2001-02 when he finished first in the Mountain West Conference with a team-leading 59.1 field goal percentage (sixth single-season best percentage in school history) ... A talented offensive player in the low-post, he can receive almost any entry pass with exceptionally soft hands ... He came to the Cougars as the most prized high school recruit from the state of Utah, earning the 2001 Deseret News Mr. Basketball Award, scoring 25.8 points and pulling down 13 rebounds per game at Fremont High School ... A smart player with a total understanding of the BYU's defensive scheme, he also finishes well when given the opportunity, shooting 58 percent from the floor for his career ... Last year Jensen appeared in 27 of 30 games, with 8 starts, and averaged 3.8 points and 2.1 rebounds while shooting .536 from the floor and .724 from the line in 12.1 minutes per game ... After missing three games – all BYU losses – due to a back sprain he suffered against Wyoming in Provo, Jensen returned and BYU went on a nine-game winning streak to finish the regular season with a second-place MWC placement ... The depth and defense he provided in the post with contributions not always evident on a stat sheet were demonstrated as BYU went 10-1 in MWC games with Jensen suited up and 0-3 without him ... He made several big buckets with 6 points and 4 rebounds in only eight minutes at UNLV in the regular season finale ... He went 14-17 (.824) from the line in MWC games ... He missed the first game of his career at Air Force after playing in 78 straight games for BYU, including 58 starts ... In part due to his recovery from an earlier hand injury and then his back, he saw more limited playing time as a junior, logging more than 20 minutes in a game only three times after averaging 20 minutes or better his first two years ... He played 22 minutes vs. CSU in Provo, scoring 8 points and equaling a career high with a game-high 10 rebounds.

**PERSONAL:** Born March 1983 in Ogden, Utah ... parents are Arnold and Ruth Jensen ... married Shaylee P. Jensen in April 2004 in the Logan Temple ... started as a young child playing basketball with his parents ... recruited by Stanford, Utah, Weber State ... construction management major.

**Jared Jensen – 2004-05 Game-by-Game**

Opponent	Date	GS	Min	FG	FGA	Pct	3FG	FGA	Pct	FT	FTA	Pct	Off	Def	Tot	Avg	PF	FO	A	TO	Blk	Stl	Pts	Avg	
vs North Carolina	11-22-04	*	26	3	4	.750	0	0	.000	2	3	.667	0	3	3	3.0	4	0	1	1	0	1	8	8.0	
vs Stanford	11-23-04	*	24	4	7	.571	0	0	.000	3	5	.600	1	1	2	2.5	2	0	0	2	0	1	11	9.5	
vs Chamainade	11-24-04	*	25	6	8	.750	0	0	.000	4	4	1.000	4	1	5	3.3	4	0	0	3	0	0	16	11.7	
CALIFORNIA	11/27/04	*	34	4	10	.400	0	0	.000	4	5	.800	2	0	2	3.0	4	0	2	0	0	1	12	11.8	
at Utah State	12/01/04	*	32	3	6	.500	0	0	.000	2	2	1.000	0	4	4	3.2	4	0	1	0	0	2	8	11.0	
at USC	12/04/04	*	16	1	3	.333	0	0	.000	1	1	1.000	2	3	5	3.5	0	0	0	3	0	0	3	9.7	
BOISE STATE UNIVERSITY	12/08/04	*	25	3	9	.333	0	0	.000	7	8	.875	2	3	5	3.7	1	0	1	0	0	2	13	10.1	
vs Washington State University	12/11/04	*	6	0	1	.000	0	0	.000	0	0	.000	0	0	0	3.3	0	0	0	1	0	1	0	8.9	
UTAH STATE	12/18/04	*	10	2	2	1.000	0	0	.000	0	1	.000	1	0	1	3.0	1	0	0	0	1	0	4	8.3	
NORTH CAROLINA STATE	12/21/04	*	35	4	6	.667	0	0	.000	6	6	1.000	1	2	3	3.0	3	0	0	3	0	0	14	8.9	
at Weber State	12-23-04	*	27	8	11	.727	0	0	.000	0	0	.000	2	3	5	3.2	4	0	3	0	0	0	16	9.5	
SOUTHERN UTAH UNIVERSITY	12/28/04	*	20	1	2	.500	0	0	.000	0	0	.000	0	3	3	3.2	3	0	0	2	0	0	2	8.9	
<b>Totals</b>			11	280	39	69	.565	0	0	.000	29	35	.829	15	23	38	3.2	30	0	8	15	1	8	107	8.9

Games played: 12  
Points/game: 8.9  
FG Pct: 56.5  
FT Pct: 82.9  
  
Rebounds/game: 3.2  
Assists/game: 0.7  
Turnovers/game: 1.3  
Assist/turnover ratio: 0.5  
Steals/game: 0.7  
Blocks/game: 0.1

**CAREER HIGHS:**

POINTS: 20 at Air Force (2002)  
FG MADE: 8 at Weber State (2005)  
FG ATT: 11 at Weber State(2005)  
FG%: 1.000 (6-6) vs. Rice  
3FG MADE: -  
3FG ATT: -  
3FG%: -  
FT MADE: 9 vs. SDSU  
FT ATT: 12 vs. SDSU  
FT %: 1.000 (8-8) vs. AFA, at CSU (2002)  
REB: 10 vs. CSU (2004), Creighton, CSUN (2002)  
ASSISTS: 3 at San Diego State, at Weber St (2005)  
STEALS: 2 (7 times) last vs. Boise State (2005)  
BLOCKS: 2 (four times)  
MINUTES: 35 vs. NC State (2005)

**JENSEN PRIOR YEARS' STATS**

YEAR	GP	GS	MIN	AVG	FG	FGA	PCT	3FG	FGA	PCT	FT	FTA	PCT	OFF	DEF	TOT	AVG	PF	FO	A	AVG	TO	BLK	STL	PTS	AVG
2001-02	30	25	599	20.0	88	149	.591	0	0	.000	82	97	.845	50	56	106	3.5	73	3	6	0.2	27	13	18	258	8.6
2002-03	32	25	693	21.7	81	141	.574	0	0	.000	77	96	.802	39	66	105	3.3	99	6	14	0.4	32	9	8	239	7.5
2003-04	27	8	328	12.1	30	56	.536	0	0	.000	42	58	.724	20	38	58	2.1	58	1	5	0.2	24	8	2	102	3.8
<b>3-Year Totals</b>	89	58	1620	18.2	199	346	.575	0	0	.000	201	251	.801	109	160	269	3.0	230	10	25	0.3	83	30	28	599	6.8





**AUSTIN AINGE**

6-2 • 180 • sophomore • point guard  
Gilbert, Ariz.

**AINGE LATELY:** Started the last four games ... Made career-high 4 treys in 5 attempts vs. Southern Utah, scoring 14 points with 5 assists ... Played career-most 34 minutes at Weber State with career-high 4 steals, along with 9 points, 4 rebounds and 3 assists ... In 32 minutes vs. NC State he dishing out a career-high 8 assists along with 9 points and 4 rebounds ... Got his second start of the year vs Utah State and scored a career-high 21 points on 6-of-9 shooting, including 3 treys, and 6-of-8 from the line ... Scored 16 points on 58 percent (7-12) shooting in 31 minutes against Washington State ... Came off the bench to dish out five assists while adding 14 points and a career-best five rebounds against Boise State ... Made his first start and scored seven points on 2-2 shooting, including one three-pointer, at USC ... Scored 15 points at Utah State on Dec.

1 ... Played backup point minutes at the Maui Invitational, averaging 2.7 points and 1.0 assists ... Scored 6 points vs. North Carolina, going 2-of-3 from behind the extended three-point arc ... He played more minutes in each of the first three games this season than his game-high last year of 10 minutes.

**NOTING AINGE:** Ainge has had the misfortune of being injured just prior to the start of the season the past two years ... He redshirted in 2002-03 and saw mostly limited action last year after returning ... He is a smart player and leader and a good three-point shooter ... A point guard with an excellent understanding of the game, he is the son of former BYU All-American, NBA All-Star, and Phoenix Suns head coach Danny Ainge, who is currently the executive director of basketball operations for the Boston Celtics ... Last year he missed the first nine games with an injury before making his college debut, hitting his only shot to score two points and grabbing one rebound in two minutes vs. Idaho State at the Cable Car Classic ... He saw his first extended playing time vs. CSU in Provo, logging a season-best 10 minutes, including first-half action for the first time, while scoring a season-best 6 points on 2-of-3 shooting and adding a season-high 2 assists ... also played 10 minutes at Air Force ... Appeared in eight games overall, averaging 1.3 points, 0.4 rebounds and 0.8 assists in 4.5 minutes per outing.

**PERSONAL:** Born September 1981.... parents are Danny and Michelle Ainge .... has three brothers and two sisters ... first cousin Erik Ainge is a freshman quarterback at Tennessee ... served mission for the Church of Jesus Christ of Latter-day Saints to the Dominican Republic ... married Crystal Bluth of Gilbert, Ariz., on April 26, 2003 ... international relations major.

**Austin Ainge – 2004-05 Game-by-Game**

Opponent	Date	GS	Min	TOTAL			3PTS		Pct	FT	FTA	Pct	REBOUNDS			PF	FO	A	TO	Blk	Stl	Pts	Avg		
				FG	FGA	Pct	3FG	FGA					Off	Def	Tot									Avg	
vs North Carolina	11-22-04		18	2	3	.667	2	3	.667	0	0	.000	0	1	1	1.0	1	0	1	4	0	1	6	6.0	
vs Stanford	11-23-04		12	0	1	.000	0	1	.000	0	0	.000	0	0	0	0.5	1	0	0	4	0	0	0	3.0	
vs Chamaineade	11-24-04		14	1	3	.333	0	1	.000	0	0	.000	0	4	4	1.7	3	0	2	3	0	0	2	2.7	
CALIFORNIA	11-27-04		9	0	2	.000	0	1	.000	2	2	1.000	0	1	1	1.5	0	0	0	1	0	0	2	2.5	
at Utah State	12/01/04		30	6	13	.462	3	9	.333	0	0	.000	0	2	2	1.6	1	0	3	4	0	2	15	5.0	
at USC	12/04/04	*	12	2	2	1.000	1	1	1.000	2	2	1.000	0	0	0	1.3	1	0	2	5	0	1	7	5.3	
BOISE STATE UNIVERSITY	12/08/04		25	4	8	.500	2	4	.500	4	6	.667	0	5	19	3	0	5	3	0	1	14	6.6		
vs Washington State University	12/11/04		31	7	12	.583	2	6	.333	0	0	.000	2	2	1.9	1	0	4	1	0	0	16	7.8		
UTAH STATE	12/18/04	*	30	6	9	.667	3	5	.600	6	8	.750	0	2	2	1.9	0	0	3	4	0	1	21	9.2	
NORTH CAROLINA STATE	12/21/04	*	32	3	10	.300	1	3	.333	2	2	1.000	0	4	4	2.1	4	0	8	6	0	1	9	9.2	
at Weber State	12-23-04	*	34	4	9	.444	1	3	.333	0	0	.000	1	3	4	2.3	2	0	3	1	0	4	9	9.2	
SOUTHERN UTAH UNIVERSITY	12/28/04	*	31	5	9	.556	4	5	.800	0	0	.000	3	3	2.3	1	0	5	2	0	3	14	9.6		
Totals			5	278	40	81	.494	19	42	.452	16	20	.800	1	27	28	2.3	18	0	36	38	0	14	115	9.6

Games played: 12  
Points/game: 9.6  
FG Pct: 49.4  
3FG Pct: 45.2  
FT Pct: 80.0  
  
Rebounds/game: 2.3  
Assists/game: 3.0  
Turnovers/game: 3.2  
Assist/turnover ratio: 0.9  
Steals/game: 1.2


**CAREER HIGHS:**

POINTS: 21 vs. Utah State (2005)  
FG MADE: 7 vs. Washington State (2005)  
FG ATT: 13 at Utah State (2005)  
FG%: .667 (6-9) vs. Utah State (2005)  
3FG MADE: 4 vs. Southern Utah (2005)  
3FG ATT: 9 at Utah State (2005)  
3FG%: 800 (4-5) vs. SUU (2005)  
FT MADE: 6 vs. Utah State (2005)  
FT ATT: 8 vs. Utah State (2005)  
FT %: .750 (6-8) vs. Utah State (2005)  
REB: 5 vs. Boise State (2005)  
ASSTS: 8 vs. NC State (2005)  
STEALS: 4 at Weber State (2005)  
BLOCKS: 1 vs. New Mexico (2004)  
MIN: 34 at Weber State (2005)

**AINGE PRIOR YEARS' STATS**

YEAR	GP	GS	MIN	AVG	FG	FGA	PCT	3FG	FGA	PCT	FT	FTA	PCT	OFF	DEF	TOT	AVG	PF	FO	A	AVG	TO	BLK	STL	PTS	AVG
2003-04	8	0	36	4.5	4	8	.500	1	4	.250	1	2	.500	0	3	3	0.4	6	0	6	0.8	6	1	0	10	1.3





**DEREK DAWES**

6-11 • 275 • sophomore • center  
Salt Lake City, Utah

**DAWES LATELY:** Was one rebound shy of a double-double against Southern Utah tying career-high 10 points with nine rebounds in 18 minutes, while adding 2 blocks and 1 steal ... Took a career-most 11 FT attempts vs. SUU ... Made his second start of the season at Weber State, scoring 7 points while attempting a career-most 8 shots ... Scored 5 points with 3 rebounds in 18 minutes vs. NC State ... Despite having to play with a broken thumb, he made his first start of the season vs. Utah State with regular starter Jared Jensen ill with food poisoning (Dawes had 4 rebounds in 14 minutes) ... Played a career-best 25 minutes against Washington State, contributing six points and seven rebounds ... Tied his season-high with 10 points, including a career-best 6-7 (.850) from the free-throw line, in 20 minutes at USC ... Had 4 points, career-best 3 blocks and 8 rebounds in 19 minutes vs California ... Seeing the first playing time since his freshman year in 2000-01, he

achieved career-high totals of 10 points (vs. Chaminade) and 10 rebounds (vs. Stanford) during the Maui Invitational, averaging 5.0 ppg, 5.3 rpg during the three games coming off the bench.

**NOTING DAWES:** Dawes was a redshirt in 2003-04 after returning from a two-year LDS Church mission in August ... One of the most sought-after centers in the West out of Cottonwood High School (Salt Lake City), where he averaged 19 points, 14 rebounds and 8 blocked shots per game his senior year ... He appeared in 23 of 33 games, with one start, as a freshman on BYU's 24-9 2001 MWC Championship team before leaving to serve a two-year mission ... He redshirted last year ... He is an active player who runs the floor well, is a good free-throw shooter and has range to the three-point arc ... He has good shot blocking ability ... He averaged 1.1 points and 2.0 rebounds in 6.7 minutes per game as a freshman ... shared team-high honors with a season-best 7 rebounds in season-opening win over Elon College, also adding a season-high 6 points on 3-5 shooting in 12 minutes ... Grabbed a rebound in 20 of 23 appearances despite some limited minutes.

**PERSONAL:** Born October 1981 in Salt Lake City ... parents are Larry and Susan Dawes ... has two younger siblings, Cassidy 21 and Kelsey 16 ... is an Eagle scout ... graduated from Cottonwood High School ... served two-year mission for the Church of Jesus Christ of Latter-day Saints in New Hampshire ... recruited by Ohio State, Arizona State, Florida and San Diego State ... pre-communications major:

**Derek Dawes – 2004-05 Game-by-Game**

Opponent	Date	GS	Min	TOTAL			3PTS			REBOUNDS											Avg			
				FG	FGA	Pct	3FG	FGA	Pct	FT	FTA	Pct	Off	Def	Tot	Avg	PF	FO	A	TO		Blk	Stl	Pts
vs North Carolina	11-22/04	3	0	0	.000	0	0	.000	1	2	.500	0	0	0	0.0	0	0	0	1	0	0	1	10	
vs Stanford	11-23/04	16	2	4	.500	0	0	.000	0	0	.000	3	7	10	5.0	4	0	0	1	0	0	4	2.5	
vs Chaminade	11-24/04	19	4	7	.571	0	0	.000	2	2	1.000	0	6	6	5.3	1	0	1	2	1	1	10	5.0	
CALIFORNIA	11/27/04	19	2	7	.286	0	0	.000	0	0	.000	4	4	8	6.0	1	0	0	2	3	0	4	4.8	
at Utah State	12/01/04	10	0	0	.000	0	0	.000	0	2	.000	1	1	2	5.2	1	0	0	0	0	0	0	3.8	
at USC	12/04/04	20	2	4	.500	0	0	.000	6	7	.857	3	2	5	5.2	2	0	0	1	1	0	10	4.8	
BOISE STATE UNIVERSITY	12/08/04	14	1	3	.333	0	0	.000	0	1	.000	0	3	3	4.9	2	0	0	2	1	0	2	4.4	
vs Washington State University	12/11/04	25	1	1	1.000	0	0	.000	4	7	.571	3	4	7	5.1	1	0	1	2	0	0	6	4.6	
UTAH STATE	12/18/04	*	14	0	2	.000	0	0	.000	0	0	.000	0	4	4	5.0	3	0	0	2	1	0	0	4.1
NORTH CAROLINA STATE	12/21/04	18	2	3	.667	0	0	.000	1	1	1.000	0	3	3	4.8	1	0	0	1	0	0	5	4.2	
at Weber State	12-23-04	*	23	3	8	.375	0	0	.000	1	1	1.000	0	2	2	4.5	3	0	1	0	1	0	7	4.5
SOUTHERN UTAH UNIVERSITY	12/28/04	18	2	6	.333	0	0	.000	6	11	.545	3	6	9	4.9	0	0	1	2	2	1	10	4.9	
<b>Totals</b>		2	199	19	45	.422	0	0	.000	21	34	.618	17	42	59	4.9	19	0	4	15	12	2	59	4.9

Games played: 12  
Points/game: 4.9  
FG Pct: 42.2  
FT Pct: 61.8  
  
Rebounds/game: 4.9  
Assists/game: 0.3  
Turnovers/game: 1.3  
Assist/turnover ratio: 0.3  
Steals/game: 0.2  
Blocks/game: 1.0


**CAREER HIGHS:**

POINTS: 10 vs. Chaminade, at USC, vs. Southern Utah (2005)  
FG MADE: 4 vs. Chaminade (2005)  
FG ATT: 8 at Weber State (2005)  
FG %: .600 (3-5) vs. Elon College (11/21/00)  
3FG Made:  
3FG ATT: -  
3FG %: -  
FT MADE: 6 at USC, vs. Southern Utah (2005)  
FT ATT: 11 vs. Southern Utah (2005)  
FT %: .857 at USC (2005)  
REB: 10 vs. Stanford (2005)  
ASSISTS: 2 vs Wyoming (02/15/01)  
STEALS: 1 vs San Diego St. (2001), vs. Chaminade, vs. SUU (2005)  
BLOCKS: 3 vs. Cal (2005)  
MINUTES: 25 vs. Washington State (2005)

**DAWES PRIOR YEARS' STATS**

YEAR	GP	GS	MIN	AVG	FG	FGA	PCT	3FG	FGA	PCT	FT	FTA	PCT	OFF	DEF	TOT	AVG	PF	FO	A	AVG	TO	BLK	STL	PTS	AVG
2000-01	23	1	155	6.7	8	22	.364	0	0	.000	10	15	.667	19	27	46	2.0	25	0	2	0.1	9	8	1	26	1.1





**KEENA YOUNG**  
 6-6 • 205 • sophomore • forward/guard  
 Beaumont, Texas

**YOUNG LATELY:** Leads the Cougars with 6.4 rebounds per game ... Started the last three games and has seven starts ... Had 6 points, 4 rebounds vs. SUU ... Tied career-highs of 14 points and 2 blocks at Weber State while setting new personal bests of .714 FG percentage (5-7), 4 assists and 35 minutes played ... Started and tied career-high of 10 rebounds vs. North Carolina State to equal his 10 boards vs. North Carolina... also dished out 3 assists vs. NC State ... Had 8 points and a team-leading 7 rebounds in 17 minutes vs. Utah State ... Came off the bench against Boise State to record 11 points on a career-high 66.7 percent shooting (4-6) while adding eight rebounds ... Started and contributed four rebounds at USC ... Started and led the team in rebounds with nine against Utah State while posting a career-high two blocks ... Had 5 points, 6 rebounds and 2 assists in second start at power forward in place of injured Garner Meads vs. California ... Impressed in his Cougar debut at the Maui Invitational, averaging 9.7 points and 6.7 rebounds in 22.7 minutes of play over three games ... Came off the bench vs. North Carolina (9 points, 10 rebounds in 23 minutes) and Stanford (6 points, 4 rebounds in 12 minutes) before starting in place of injured Garner Meads vs. Chaminade (14 points, 6 rebounds in 33 minutes).

**NOTING YOUNG:** Young is a 6-foot-6 swingman who transferred from South Plains College in Levelland, Texas, after signing with BYU in the spring ... Young averaged 9.9 points, 7.2 rebounds and 2.1 assists as a freshman at South Plains College in 2003-04 as an honorable mention all-league selection ... He has a good mid-range offensive game and is a strong rebounder ... With his size and ability as a defender and rebounder he will contribute on the wing and could play at the four as well ... As a sophomore, Young has four seasons to play three for the Cougars.

**PERSONAL:** Born April 1985 in Beaumont, Texas ... son of Cleveland and Lavella Young ... has one brother, Torri ... Enjoys Playstation ... signed out of high school with the University of Memphis along with classmate Kendrick Perkins but decided to attend South Plains College after Perkins chose to enter the 2003 NBA draft ... Prior to signing with BYU he had verbally committed to Texas Tech ... pre-Law major.

**CLEVELAND ON YOUNG:** "Keena will provide much needed depth on the guard line. Keena has the size and potential to develop into a significant contributor. He has a good mid-range game and has an opportunity to provide critical help at the 3-position as a defender and offensive rebounder."


**Keena Young – 2004-05 Game-by-Game**

Opponent	Date	GS	Min	TOTAL			3PTS			REBOUNDS											Pts	Avg			
				FG	FGA	Pct	3FG	FGA	Pct	FT	FTA	Pct	Off	Def	Tot	Avg	PF	FO	A	TO			Blk	Stl	
vs North Carolina	11-22-04		23	3	8	.375	0	2	.000	3	5	.600	5	5	10	10.0	1	0	0	0	1	0	9	9.0	
vs Stanford	11-23-04		12	2	4	.500	0	0	.000	2	3	.667	1	3	4	7.0	0	0	0	1	0	0	6	7.5	
vs Chaminade	11-24-04	*	33	7	12	.583	0	0	.000	0	0	.000	3	3	6	6.7	2	0	0	0	0	2	14	9.7	
CALIFORNIA	11/27/04	*	21	2	7	.286	0	0	.000	2	2	1.000	5	1	6	6.5	3	0	2	0	1	0	6	8.8	
at Utah State	12/01/04	*	32	2	7	.286	0	1	.000	0	0	.000	4	5	9	7.0	4	0	2	2	2	2	4	7.8	
at USC	12/04/04	*	19	0	0	.000	0	0	.000	0	0	.000	0	4	4	6.5	0	0	0	2	0	0	0	6.5	
BOISE STATE UNIVERSITY	12/08/04		20	4	6	.667	0	0	.000	3	4	.750	3	5	8	6.7	2	0	0	2	1	1	11	7.1	
vs Washington State University	12/11/04		15	1	3	.333	0	0	.000	0	0	.000	0	3	3	6.3	0	0	0	0	1	0	2	6.5	
UTAH STATE	12/18/04		17	4	9	.444	0	0	.000	0	1	.000	5	2	7	6.3	4	0	0	1	1	0	8	6.7	
NORTH CAROLINA STATE	12/21/04	*	28	1	5	.200	0	0	.000	0	0	.000	3	7	10	6.7	0	0	3	0	0	1	2	6.2	
at Weber State	12-23-04	*	35	5	7	.714	0	0	.000	4	4	1.000	3	3	6	6.6	3	0	4	0	2	0	14	6.9	
SOUTHERN UTAH UNIVERSITY	12/28/04	*	21	3	7	.429	0	0	.000	0	0	.000	2	2	4	6.4	2	0	1	0	1	0	6	6.8	
<b>Totals</b>			7	276	34	75	.453	0	3	.000	14	19	.737	34	43	77	6.4	21	0	12	8	10	6	82	6.8

Games played: 12  
 Points/game: 6.8  
 FG Pct: 45.3  
 3FG Pct: 0.0  
 FT Pct: 73.7  
  
 Rebounds/game: 6.4  
 Assists/game: 1.0  
 Turnovers/game: 0.7  
 Assist/turnover ratio: 1.5  
 Steals/game: 0.5  
 Blocks/game: 0.8

**CAREER HIGHS:**

POINTS: 14 vs. Chaminade, at Weber St. (2005)  
 FG MADE: 7 vs. Chaminade (2005)  
 FG ATT: 12 vs. Chaminade (2005)  
 FG %: .714 (5-7) at Weber State (2005)  
 3FG MADE: -  
 3FG ATT: 2 vs. North Carolina (2005)  
 3FG %: .000 (0-2) vs. N. Carolina (2005)  
 FT MADE: 4 at Weber St. (2005)  
 FT ATT: 5 vs. North Carolina (2005)  
 FT %: 1.000 (4-4) at Weber St. (2005)  
 REB: 10 vs. North Carolina, vs. NC State (2005)  
 ASSISTS: 4 at Weber State (2005)  
 STEALS: 2 vs. Chaminade (2005), at Utah State (2005)  
 BLOCKS: 2 at Utah State, at Weber St. (2005)  
 MINUTES: 35 at Weber St. (2005)



**GARNER MEADS**

6-8 • 225 • sophomore • forward  
Salt Lake City, Utah

**MEADS LATELY:** Averages 5.0 rebounds, second on the team, but missed Tuesday's game with a possible stress fracture that could have him missing action for 1-3 weeks ... After returning from an injured ankle, he had scored more than 4 points in a game only once (10 points at USC) in six outings before scoring 10 points at Weber State in his last action while sharing team-high honors with 6 rebounds ... Tied his career-highs with 10 rebounds and two assists against Washington State ... also dished out a career-high two assists against Boise State, adding four points and three rebounds in 14 minutes ... Recorded a season-high 10 points with eight rebounds at USC ... Returned from injury at Utah State on Dec. 1, posting two blocked shots in 18 minutes ... Started the first two games but had to sit out the next two games after injuring his ankle against Stanford ... Averaged

5.5 points and team-best 7.0 rebounds over first two games.

**NOTING MEADS:** Meads started 18 games, including 16 of the last 17 games, as a redshirt freshman in 2003-04 and showed promise of his abilities despite playing with injuries throughout much the year ... A heavily recruited McDonald's High School All-American, Meads entered his first year with BYU in 2000-01 after selecting the Cougars over Stanford and Utah, but suffered a punctured-lung injury the first week of practice and ended up deciding to redshirt ... He left to serve a two-year LDS Church mission at the semester, splitting his redshirt season between the fall of 2000 and the winter of 2003 ... He is an outstanding student-athlete who will be looked to as a leader on and off the floor ... He can bang inside but also has a nice mid-range game and should be a key player for the Cougars as a sophomore ... Overall last year, he appeared in 29 of 30 games, averaging 4.2 points and 2.9 rebounds while shooting .540 from the floor and .644 from the line in 16 minutes per game ... He shot 59 percent in league games, which would have rated second among MWC players but he hadn't taken the minimum three shots per game ... He had four double-figure scoring games and one double-digit rebounding outing ... He played a career-best 34 minutes vs. SDSU, scoring a personal-best 19 points on 7-of-11 shooting, including an aggressive one-handed slam through traffic in transition, and added 8 rebounds. ... He recorded a double-double with 13 points and a season-best 10 rebounds vs. Wyoming in Provo, going 6-for-9 from the floor in 26 minutes ... He played well in BYU's upset over nationally ranked and eventual Final Four participant Oklahoma State with 7 rebounds, including a key offensive rebound, and 6 points while playing 26 minutes.

**PERSONAL:** Born September 1981 in Salt Lake City ... parents are Garner and LeeAnn Meads ... has three sisters and two brothers ... enjoys playing the piano, cars, Sony PlayStation, swimming, water skiing and snow skiing ... was the student body historian at Brighton High his senior year and class vice president as a sophomore ... exercise science major with a business minor.

**Garner Meads – 2004-05 Game-by-Game**

Opponent	Date	GS	Min	TOTAL			3PTS			REBOUNDS			Avg	PF	FO	A	TO	Blk	Stl	Pts	Avg				
				FG	FGA	Pct	3FG	FGA	Pct	FT	FTA	Pct										Off	Def	Tot	
vs North Carolina	11-22-04	*	22	1	6	.167	0	0	.000	0	0	.000	3	6	9	0	1	4	1	2	2	2.0			
vs Stanford	11-23-04	*	22	3	7	.429	0	0	.000	3	3	1.000	2	3	5	70	4	0	0	3	9	5.5			
vs Chaminade	11-24-04		DNP - Injury																						
CALIFORNIA	11-27-04		DNP - Injury																						
at Utah State	12/01/04	*	18	0	2	.000	0	0	.000	0	0	.000	1	1	2	5.3	3	0	0	3	2	0	3.7		
at USC	12/04/04	*	24	4	6	.667	0	0	.000	2	6	.333	5	3	8	6.0	3	0	1	1	0	1	10	5.3	
BOISE STATE UNIVERSITY	12/08/04	*	14	1	1	1.000	0	0	.000	2	2	1.000	0	3	3	5.4	4	0	2	1	0	0	4	5.0	
vs Washington State University	12/11/04	*	28	0	2	.000	0	0	.000	2	2	1.000	1	9	10	6.2	2	0	2	2	0	0	2	4.5	
UTAH STATE	12/18/04	*	23	2	5	.400	0	0	.000	0	0	.000	0	1	1	5.4	5	1	1	0	1	1	4	4.4	
NORTH CAROLINA STATE	12/21/04		15	1	3	.333	0	0	.000	2	2	1.000	1	0	1	4.9	2	0	0	0	0	1	4	4.4	
at Weber State	12-23-04		27	3	6	.500	0	1	.000	4	4	1.000	0	6	6	5.0	3	0	0	2	0	0	10	5.0	
SOUTHERN UTAH UNIVERSITY	12/28/04		DNP - Injury																						
Totals			7	193	15	38	.395	0	1	.000	15	19	.789	13	32	45	5.0	29	1	7	16	5	5	45	5.0

Games played: 9  
Points/game: 5.0  
FG Pct: 39.5  
3FG Pct: 0.0  
FT Pct: 78.9

Rebounds/game: 5.0  
Assists/game: 0.8  
Turnovers/game: 1.8  
Assist/turnover ratio: 0.4  
Steals/game: 0.6  
Blocks/game: 0.6

**CAREER HIGHS:**

POINTS: 19 vs. SDSU (2004)  
FG MADE: 7 vs. SDSU (2004)  
FG ATT: 11 vs. SDSU (2004)  
FG%: .667 (6-9) vs. Wyoming (2004), at USC (2005)  
3FG MADE: -  
3FG ATT: 1 at Utah (2004)  
3FG%: .000 (0-1) at Utah (2004)  
FT MADE: 5 vs. Weber St., vs. SDSU (2004)  
FT ATT: 6 vs. Weber St. (2004), at USC (2005)  
FT%: 1.000 (5-5) vs. SDSU (2004)  
REB: 10 vs. Washington State (2005), vs. Wyoming (2004)  
ASSISTS: 2 vs. Washington State, vs. Boise State (2005)  
STEALS: 2 at Wyoming, vs. Utah (2004), vs. UNIC (2005)  
BLOCKS: 2 vs. Utah in Provo, vs. Utah at MWC (2004), at Utah State (2005)  
MINUTES: 34 vs. SDSU (2004)

**MEADS PRIOR YEARS' STATS**

YEAR	GP	GS	MIN	AVG	FG	FGA	PCT	3FG	FGA	PCT	FT	FTA	PCT	OFF	DEF	TOT	AVG	PF	FO	A	AVG	TO	BLK	STL	PTS	AVG
2003-04	29	18	465	16.0	47	87	.540	0	1	.000	29	45	.644	35	48	83	2.9	73	2	9	0.3	28	12	11	123	4.2





**MIKE ROSE**

6-2 • 185 • sophomore • guard  
Houston, Texas

**ROSE LATELY:** Made his fourth start vs. SUU, scoring 14 points while hitting four treys ... Did not take a shot for the first time this season in 9 minutes off the bench at Weber State ... Scored 9 points on 3 treys in 20 minutes vs. NC State ... Scored in double figures in the prior four games while averaging 15.3 ppg in those games... 28 of his 36 successful field goals this year have been from behind the three-point arc ... Scored 14 points vs. Utah State in career-best 31 minutes ... Recorded 15 points and a career-high three steals against Washington State ... Connected on 6-of-9 three-pointers against Boise State enroute to recording a season-high 19 points ... Came off the bench for 13 points on four three-pointers and one free throw at USC ... starting all three games at the Maui Invitational at shooting guard ... Scored 8 points vs. Stanford, with his 25 minutes vs. Stanford topping his high of 23 minutes played in a game last year as a freshman.

**NOTING ROSE:** Rose is an excellent shooter out of Spring Woods High School in Houston who led the Mountain West Conference in three-point percentage (.459) as a freshman in 2003-04 ... He set the BYU record with eight treys in his first college game ... His 28 treys last year, despite mostly limited playing time, is the most by a returning player ... He is BYU's third-leading scorer returning from last season ... A strong scoring threat, he has range well beyond the three-point arc ... He utilizes a 37-inch vertical to shoot over taller defenders with a quick release at top of his leap and can dunk off either foot ... Last year he appeared in 26 of 30 games, averaging 3.9 points and 0.7 rebounds in 7.9 minutes per game while shooting 42 percent overall from the floor ... 28 of his 34 field goals were treys ... He totaled a game- and season-high 26 points, while also dishing out a season-best 6 assists, against Southern Utah ... He was a perfect 4-for-4 from the floor, including 3-of-3 on treys for 11 points in nine minutes vs. USC ... He scored 10 points, all in his 11 first-half minutes when he made 3-of-4 treys, and played 22 minutes vs. CSU ... He scored 9 points on 3-of-4 shooting from long range vs. New Mexico in 12 minutes ... He could play a much larger role for the Cougars in 2004-05.

**PERSONAL:** Rose was born October 1984 ... parents are Gordon and Sharon ... has two brothers, Greg (22) and Jordan (17) ... ranked sixth in his class of 365 seniors ... was recruited by Houston, St. Louis, Utah State, Colorado State, Texas Christian, Texas A&M, Tennessee and Illinois ... is the nephew of BYU Associate Head Coach Dave Rose ... open major.

**Mike Rose – 2004-05 Game-by-Game**

Opponent	Date	GS	Min	TOTAL			3-PTS			REBOUNDS			PF	FO	A	TO	Blk	Stl	Pts	Avg					
				FG	FGA	Pct	3FG	FGA	Pct	FT	FTA	Pct									Off	Def	Tot	Avg	
vs North Carolina	11-22-04	*	15	2	7	.286	1	5	.200	0	0	.000	0	1	1	1.0	0	0	0	5	5.0				
vs Stanford	11-23-04	*	25	2	5	.400	2	5	.400	2	4	.500	0	2	2	1.5	0	0	3	0	8	6.5			
vs Chamaine	11-24-04	*	14	2	5	.400	1	3	.333	0	0	.000	0	0	0	1.0	0	0	3	1	0	5	6.0		
CALIFORNIA	11-27-04		17	0	4	.000	0	4	.000	1	2	.500	0	3	3	1.5	3	0	1	0	1	1	4.8		
at Utah State	12-01-04		4	1	3	.333	1	2	.500	0	0	.000	0	0	0	1.2	2	0	0	0	0	3	4.4		
at USC	12-04-04		16	4	7	.571	4	6	.667	1	2	.500	0	3	3	1.5	4	0	0	1	0	13	5.8		
BOISE STATE UNIVERSITY	12-08-04		23	6	9	.667	6	9	.667	1	2	.500	0	3	3	1.7	1	0	1	3	0	19	7.7		
vs Washington State University	12-11-04		25	6	13	.462	3	9	.333	0	0	.000	0	2	2	1.8	3	0	1	2	0	3	8.6		
UTAH STATE	12-18-04		31	5	15	.333	3	8	.375	1	2	.500	1	0	1	1.7	0	0	0	1	0	2	14	9.2	
NORTH CAROLINA STATE	12-21-04		20	3	7	.429	3	5	.600	0	0	.000	0	1	1	1.6	3	0	1	1	0	9	9.2		
at Weber State	12-23-04		9	0	0	.000	0	0	.000	0	0	.000	0	0	0	1.5	0	0	0	0	0	0	8.4		
SOUTHERN UTAH UNIVERSITY	12-28-04	*	25	5	9	.556	4	7	.571	0	0	.000	0	1	1	1.4	0	0	1	1	0	14	8.8		
Totals			4	224	36	84	.429	28	63	.444	6	12	.500	1	16	17	1.4	16	0	8	14	0	6	106	8.8

Games played: 12  
Points/game: 8.8  
FG Pct: 42.9  
3FG Pct: 44.4  
FT Pct: 50.0  
  
Rebounds/game: 1.4  
Assists/game: 0.7  
Turnovers/game: 1.2  
Assist/turnover ratio: 0.6  
Steals/game: 0.5

**CAREER HIGHS:**

POINTS: 26 vs. SUU (2004)  
FG MADE: 9 vs. SUU (2004)  
FG ATT: 16 vs. SUU (2004)  
FG%: 1.000 (4-4) vs. USC (2004)  
3FG MADE: 8 vs. SUU (2004)  
3FG ATT: 13 vs. SUU (2004)  
3FG%: 1.000 (3-3) vs. USC (2004)  
FT MADE: 3 at AFA (2004)  
FT ATT: 4 vs. Stanford (2005)  
FT %: 1.000 (3-3) at AFA (2004)  
  
REB: 5 vs. WOU (2004)  
ASSISTS: 6 vs. SUU (2004)  
STEALS: 3 vs. Washington State (2005)  
  
BLOCKS: 1 vs. WOU (2004)  
MINUTES: 31 vs. Utah State (2005)

**ROSE PRIOR YEARS' STATS**

YEAR	GP	GS	MIN	AVG	FG	FGA	PCT	3FG	FGA	PCT	FT	FTA	PCT	OFF	DEF	TOT	AVG	PF	FO	A	AVG	TO	BLK	STL	PTS	AVG
2003-04	26	0	206	7.9	34	81	.420	28	61	.459	6	12	.500	4	15	19	0.7	12	0	9	0.3	13	1	4	102	3.9





**JIMMY BALDERSON**  
 6-6 • 200 • sophomore • guard  
 Magrath, Alberta, Canada

**BALDERSON LATELY:** Scored 11 points in 14 minutes off the bench on 4-of-5 shooting vs. Southern Utah ... Played less than a minute at Weber State and did not play vs. NC State after starting the prior three games ... shot 2-of-15 from the floor in his three starts ... Recorded a career-high 22 points at USC on 6-12 shooting, including a career-best five three-pointers ... Scored six points on .500 shooting in 11-minute season debut at Utah State after coming out of redshirt year ... Sat out the first four games planning to redshirt after August return from his two-year LDS Church mission to the Marshall Islands.

**NOTING BALDERSON:** Balderson is a 6-foot-6 guard who averaged 4.0 points per game and 1.5 rebounds per game as a freshman at BYU prior to serving a two-year mission for the Church of Jesus Christ of Latter-day Saints ... He returned in August ...

A talented scorer, he has excellent range from the three-point arc and has good size. ... He plans to redshirt to allow time to get back into playing condition after his missionary service ... Balderson played in 27 of 30 games as a freshman reserve on BYU's 18-12 team that advanced to the second round of the NIT, logging 8.5 minutes per game while shooting .487 from the floor, .306 (11-of-36) on threes and .657 from the line ... His 48.7 percent shooting from the floor led all BYU perimeter players ... He was seventh on the team in scoring ... He appeared in all 14 league games, averaging 3.6 points and 1.3 rebounds in 8.3 minutes ... He scored double-digit points in three games ... He led BYU in scoring, rebounds and steals with season highs of 19 points, 7 rebounds and 3 steals in BYU's win over Fort Lewis College ... he totaled 14 points and 6 rebounds in a loss at Air Force and scored 11 points with 2 rebounds and a season-high 2 assists in a home win over Southern Utah ... He came off the bench cold in the closing moments of regulation at Pepperdine and promptly hit a three-pointer from the corner as time expired to send the game into overtime ... He scored in 21 of his 27 appearances and grabbed in a rebound in 17 outings.

**PERSONAL:** Born August 1983 in Magrath, Alberta, Canada ... parents are Wes and Lorraine Balderson ... one of seven children, three boys ... oldest brother was Canadian Interuniversity Player of the Year in Canada as shooting guard, while other brother currently plays football at the University of Alberta and little sister Debbie currently plays basketball for Lethbridge Community College ... served a two-year mission for the Church of Jesus Christ of Latter-day Saints in the Marshall Islands speaking Marshallese ... Business Finance major.

**Jimmy Balderson – 2004-05 Game-by-Game**

Opponent	Date	GS	Min	TOTAL			3PTS			REBOUNDS					PF	FO	A	TO	Blk	Stl	Pts	Avg		
				FG	FGA	Pct	3FG	FGA	Pct	FT	FTA	Pct	Off	Def									Tot	Avg
vs North Carolina	11-22-04			DNP - planned redshirt																				
vs Stanford	11-23-04			DNP - planned redshirt																				
vs Chaminade	11-24-04			DNP - planned redshirt																				
CALIFORNIA	11-27-04			DNP - planned redshirt																				
at Utah State	12/01/04		11	2	4	.500	1	3	.333	1	2	.500	0	0	0	0.0	0	0	0	1	0	0	6	6.0
at USC	12/04/04		25	6	12	.500	5	8	.625	5	7	.714	0	1	1	0.5	3	0	4	2	0	0	22	14.0
BOISE STATE UNIVERSITY	12/06/04	*	18	1	6	.167	1	4	.250	0	0	.000	0	2	2	1.0	0	0	1	0	0	0	3	10.3
vs Washington State University	12/11/04	*	15	0	4	.000	0	3	.000	0	0	.000	0	0	0	0.0	0	0	2	0	0	0	7	7.8
UTAH STATE	12/18/04	*	10	1	5	.200	0	2	.000	0	0	.000	0	0	0	0.6	4	0	1	1	0	0	2	6.6
NORTH CAROLINA STATE	12/21/04			DNP - coaches decision																				
at Weber State	12-23-04		0	0	0	.000	0	0	.000	0	0	.000	0	1	1	0.7	0	0	0	0	0	0	0	5.5
SOUTHERN UTAH UNIVERSITY	12/28/04		14	4	5	.800	1	1	1.000	2	2	1.000	0	0	0	0.6	2	0	2	1	0	1	11	6.3
Totals		3	93	14	36	.389	8	21	.381	8	11	.727	0	4	4	0.6	9	0	8	7	0	1	44	6.3

Games played: 7  
 Points/game: 6.3  
 FG Pct: 38.9  
 3FG Pct: 38.1  
 FT Pct: 72.7

Rebounds/game: 0.6  
 Assists/game: 1.1  
 Turnovers/game: 1.0  
 Assist/turnover ratio: 1.1  
 Steals/game: 0.1

**CAREER HIGHS:**


POINTS: 22 at USC (2005)  
 FG MADE: 8 vs. Fort Lewis (12/12/01)  
 FG ATT: 12 at USC (2005)  
 FG%: .800 vs. Ft. Lewis, (12/12/01) vs. SUU (2005)  
 3FG MADE: 5 at USC (2005)  
 3FG ATT: 8 at USC (2005)  
 3FG%: .620 at USC (2005)  
 FT MADE: 5 at USC (2005)  
 FT ATT: 7 at USC (2005)  
 FT%: 1.000 (4-4) at AFA, UNLV (2001-02)  
 REB: 7 vs. Fort Lewis (12/12/01)  
 ASSTS: 4 at USC (2005)  
 STEALS: 3 vs. Fort Lewis (12/12/01)  
 BLOCKS: 1 at Wyoming (2/28/02)  
 MIN: 25 at USC (2005)

**BALDERSON PRIOR YEAR TOTALS**

YEAR	GP	GS	MIN	AVG	FG	FGA	PCT	3FG	FGA	PCT	FT	FTA	PCT	OFF	DEF	TOT	AVG	PF	FO	A	AVG	TO	BLK	STL	PTS	AVG
2001-02	27	0	229	8.5	37	76	.487	11	36	.306	23	35	.657	11	30	41	1.5	21	1	12	0.4	15	1	9	108	4.0







**TERRY NASHIF**  
 5-10 • 165 • senior • point guard  
 Vancouver, Wash.

**NASHIF LATELY:** After logging at least 20 minutes in BYU's first four games he has only topped 20 minutes once in the last seven contests ... Averages 2.6 assists per game ...Made his seventh start in of the year against Washington State but played just six minutes ... Dished out a career-high 10 assists in 25 minutes of action off the bench at USC ... Had a season-high 8 points, career-best 8 rebounds and 5 assists in career-most 31 minutes vs. California ... Started all three games at the Maui Invitational, averaging 4.7 points and a team-leading 3.3 assists per game ... took a career-most 9 field goal attempts and 5 three-point attempts vs. Stanford ... also took 5 treys vs. Cal.

**NOTING NASHIF:** Nashif is a solid floor leader with three years of reserve experience who earned the start at the point to begin the season ... He was the primary backup as a freshman and sophomore and played in 23 of 30 games last season as a junior ... He made seven starts in 76 appearances in his first three seasons ... A smart player and good distributor of the ball, he led BYU in assists (3.0) and ranked first among MWC players in Assist/TO Ratio during league games as a sophomore when he made six starts and saw his most extended playing time ... He can knock down the three-pointer and is an excellent ballhandler ... Last year he played a season-high 21 minutes and scored a season-high 6 points while adding 4 rebounds and 3 assists against Western Oregon ... He dished out a career-best 8 assists against Idaho State at the Cable Car Classic in 18 minutes ... As a sophomore matched up against UNLV's Marcus Banks, who went onto become an NBA first-round draft selection, Nashif had 2 blocks and 7 assists (1 turnover), adding 4 boards.

**PERSONAL:** Born July 1980 in Vancouver, Wash. ... parents are Bruce and Kathy Nashif ... ancestry comes from Lebanon ... served a mission for the Church of Jesus Christ of Latter-day Saints to Columbia, S.C., returning in July 2001 ... recruited by Harvard and Portland State ... engaged to marry Katie Williamson on Nov. 6, 2004 ... physical education major.

**Terry Nashif – 2004-05 Game-by-Game**

Opponent	Date	GS	Min	TOTAL		3PTS		Pct	FT	FTA	REBOUNDS			Avg	PF	FO	A	TO	Blk	Stl	Pts	Avg			
				FG	FGA	Pct	3FG				FGA	Pct	Off										Def	Tot	
vs North Carolina	11-22-04	*	23	1	3	.333	1	3	.333	0	0	.000	0	1	1	1.0	1	0	4	8	0	1	3	3.0	
vs Stanford	11-23-04	*	30	2	9	.222	1	5	.200	2	2	1.000	0	1	1	1.0	4	0	1	3	0	1	7	5.0	
vs Chaminade	11-24-04	*	21	2	3	.667	0	0	.000	0	0	.000	0	4	4	2.0	2	0	5	1	1	1	4	4.7	
CALIFORNIA	11/27/04	*	31	3	8	.375	2	5	.400	0	0	.000	0	8	8	3.5	4	0	5	3	0	0	8	5.5	
at Utah State	12/01/04	*	10	0	0	.000	0	0	.000	0	0	.000	0	0	0	2.8	0	0	1	2	0	0	0	4.4	
at USC	12/04/04		25	0	4	.000	0	3	.000	0	0	.000	0	3	3	2.8	3	0	10	2	0	1	0	3.7	
BOISE STATE UNIVERSITY	12/08/04	*	17	0	2	.000	0	1	.000	1	2	.500	0	1	1	2.6	0	0	0	1	0	0	1	3.3	
vs Washington State University	12/11/04	*	6	0	1	.000	0	1	.000	0	0	.000	0	0	0	2.3	1	0	0	0	0	0	0	2.9	
UTAH STATE	12/18/04		12	0	2	.000	0	1	.000	0	0	.000	0	0	0	2.0	0	0	4	1	0	1	0	2.6	
NORTH CAROLINA STATE	12/21/04		8	0	2	.000	0	2	.000	0	0	.000	0	0	0	1.8	0	0	1	0	0	0	0	2.3	
at Weber State	12-23-04		6	0	0	.000	0	0	.000	0	0	.000	0	0	0	1.6	0	0	0	1	0	0	0	2.1	
SOUTHERN UTAH UNIVERSITY	12/28/04		9	0	1	.000	0	0	.000	0	0	.000	0	3	3	1.8	0	0	0	0	0	1	0	1.9	
<b>Totals</b>			7	198	8	35	.229	4	21	.190	3	4	.750	0	21	21	1.8	15	0	31	22	1	6	23	1.9

Games played: 12  
 Points/game: 1.9  
 FG Pct: 22.9  
 3FG Pct: 19.0  
 FT Pct: 75.0  
  
 Rebounds/game: 1.8  
 Assists/game: 2.6  
 Turnovers/game: 1.8  
 Assist/turnover ratio: 1.4  
 Steals/game: 0.5  
 Blocks/game: 0.1


**CAREER HIGHS:**

POINTS: 11 at SDSU (2003)  
 FG MADE: 3 (3 times) last vs. California (2005)  
 FG ATT: 9 vs. Stanford (2005)  
 FG%: 1.000 (3-3) at SDSU (2003)  
 3FG MADE: 3 at SDSU (2003)  
 3FG ATT: 5 vs. Sanford, Cal (2005)  
 3FG%: 1.000 (3-3)at SDSU(2003)  
 FT MADE: 6 vs. Rice  
 FT ATT: 6 vs. CSUN (2002), Rice  
 FT %: 1.000 (6-6) vs. Rice  
 REB: 8 vs. California (2005)  
 ASSISTS: 10 at USC (2005)  
 STEALS: 3 at AFA  
 BLOCKS: 2 vs. UNLV  
 MINUTES: 31 vs. California (2005)

**NASHIF PRIOR YEARS' STATS**

YEAR	GP	GS	MIN	AVG	FG	FGA	PCT	3FG	FGA	PCT	FT	FTA	PCT	OFF	DEF	TOT	AVG	PF	FO	A	AVG	TO	BLK	STL	PTS	AVG
2001-02	21	0	60	2.9	1	3	.333	0	2	.000	9	12	.750	0	9	9	0.4	9	0	10	0.5	9	0	2	11	0.5
2002-03	32	6	470	14.7	21	61	.344	10	26	.385	17	23	.739	5	47	52	1.6	43	0	68	2.1	23	3	18	69	2.2
2003-04	23	1	171	7.4	6	22	.273	3	13	.231	7	9	.778	2	22	24	1.0	21	1	26	1.1	20	1	9	22	1.0
<b>3-Year Totals</b>	76	7	701	9.2	28	86	.326	13	41	.317	33	44	.750	7	78	85	1.1	73	1	104	1.3	42	4	29	102	1.3





**SAM BURGESS**  
 6-3 • 190 • sophomore • guard  
 Alpine, Utah

**BURGESS LATELY:** Has come off the bench in the last five games for mostly limited minutes after not playing the prior two outings ... He saw more time vs. Southern Utah Tuesday, scoring 5 points in 12 minutes ... Played less than a minute at Weber State and vs. NC State ... Scored 5 points in 9 minutes vs. Utah State ... Played 4 minutes vs. Washington State at the Delta Center ... Did not play against Boise State or USC ... Scored 5 points in 12 minutes in his only start vs. California ... Scored 8 points with 3 rebounds, 3 blocks and 2 steals in 26 minutes vs. Chaminade in BYU's win.

**NOTING BURGESS:** Burgess is a 6-foot-3, 190-pound shooting guard who averaged 17.2 points per game during his one year at Snow College (Utah) prior to committing to BYU ... After playing at Snow, he left to serve a two-year mission for the Church of Jesus Christ of Latter-day Saints in Spokane, Wash., returning in May 2004 ... He is an excellent shooter

and solid defender ... As a freshman prior to his mission and led the Scenic West Athletic Conference in three-point accuracy in 2001-02, making 49 percent (95-192) of his long range attempts while shooting 53 percent overall from the floor ... He shot 79 percent from the free throw line ... Burgess prepped at Lone Peak High School in Highland, Utah, where he was a first-team all-state athlete in three football, basketball and baseball.

**PERSONAL:** Born in November 1982, Burgess is a native of Alpine, Utah ... Parents are Andrew and Wealtha Burgess ... He is one of six children ... Two of his current teammates on BYU's team are his first cousins - brothers Joshua and David Burgess ... He served a two-year mission for the Church of Jesus Christ of Latter-day Saints in Spokane, Wash.

**CLEVELAND ON BURGESS:** "Sam is an outstanding three-point shooter and a strong defender. I love his competitive and confident approach to the game. Sam will be a great asset to our program."

**Sam Burgess – 2004-05 Game-by-Game**

Opponent	Date	GS	Min	TOTAL			3-PTS			REBOUNDS			Avg	PF	FO	A	TO	Blk	Stl	Pts	Avg				
				FG	FGA	Pct	3FG	FGA	Pct	FT	FTA	Pct										Off	Def	Tot	
vs North Carolina	11-22-04		15	2	7	.286	0	2	.000	0	0	.000	0	1	1	1.0	4	0	0	2	0	0	4	4.0	
vs Stanford	11-23-04		8	0	3	.000	0	2	.000	0	0	.000	0	1	1	1.0	1	0	1	0	0	0	0	2.0	
vs Chaminade	11-24-04		26	3	11	.273	2	6	.333	0	0	.000	1	2	3	1.7	3	0	0	2	3	2	8	4.0	
CALIFORNIA	11-27-04	*	12	1	5	.200	1	4	.250	3	3	1.000	1	0	1	1.5	3	0	0	1	0	1	6	4.5	
at Utah State	12-01-04		9	1	2	.500	0	0	.000	0	0	.000	0	1	1	1.4	0	0	0	1	0	0	2	4.0	
at USC	12-04-04		DNP - coaches decision																						
BOISE STATE UNIVERSITY	12-08-04		DNP - coaches decision																						
vs Washington State University	12-11-04		4	0	0	.000	0	0	.000	0	0	.000	0	0	0	1.2	1	0	0	1	0	0	0	3.3	
UTAH STATE	12-18-04		9	2	5	.400	1	1	1.000	0	0	.000	0	0	0	1.0	2	0	0	0	0	1	5	3.6	
NORTH CAROLINA STATE	12-21-04		0	0	1	.000	0	1	.000	0	0	.000	0	1	1	1.0	0	0	0	0	0	0	0	3.1	
at Weber State	12-23-04		1	0	0	.000	0	0	.000	0	0	.000	0	0	0	0.9	0	0	0	0	0	0	0	2.8	
SOUTHERN UTAH UNIVERSITY	12-28-04		12	1	4	.250	1	3	.333	2	2	1.000	1	0	1	0.9	4	0	0	1	0	0	5	3.0	
Totals			1	96	10	38	263	5	19	263	5	5	1.000	3	6	9	0.9	18	0	1	8	3	4	30	3.0

Games played: 10  
 Points/game: 3.0  
 FG Pct: 26.3  
 3FG Pct: 26.3  
 FT Pct: 100.0  
  
 Rebounds/game: 0.9  
 Assists/game: 0.1  
 Turnovers/game: 0.8  
 Assist/turnover ratio: 0.1  
 Steals/game: 0.4  
 Blocks/game: 0.3

**CAREER HIGHS:**

POINTS: 8 vs. Chaminade (2005)  
 FG MADE: 3 vs. Chaminade (2005)  
 FG ATT: 11 vs. Chaminade (2005)  
 FG%: .500 (1-2) at Utah State (2005)  
 3FG MADE: 2 vs. Chaminade (2005)  
 3FG ATT: 6 vs. Chaminade (2005)  
 3FG%: .333 (2-6) vs. Chaminade (2005)  
 FT MADE: 3 vs. California (2005)  
 FT ATT: 3 vs. California (2005)  
 FT%: 1.000 (3-3) vs. Cal (2005)  
 REB: 3 vs. Chaminade (2005)  
 ASSISTS: 1 vs. Stanford (2005)  
 STEALS: 2 vs. Chaminade (2005)  
 BLOCKS: 3 vs. Chaminade (2005)  
 MINUTES: 26 vs. Chaminade (2005)





**CHRIS MILES**  
 6-11 • 235 • freshman • forward  
 Provo, Utah

**MILES LATELY:** Played 14 minutes vs. Southern Utah, dishing out career-best 3 assists ... Made his first start, playing 14 minutes with 2 rebounds vs. NC State ... Logged career-best 22 minutes vs. Utah State while equaling a career-high 5 rebounds with a personal-best 3 blocks ... Recorded two blocks in six minutes against Boise State ... Contributed a career-high four points on 2-4 shooting in eight minutes at USC, highlighted by taking a steal the length of the court for a slam dunk ... Played 18 minutes with 2 points, 1 rebound and 1 blocked shot vs. California ... Grabbed 5 rebounds in 7 minutes vs. North Carolina ... played only one minute vs. Chaminade, making both his free throw attempts to score his first points as a Cougar.

**NOTING MILES:** Miles is Utah's two-time reigning 4A State MVP out of Timpview High School in Provo ... He was ranked as high as the No. 2 post player in the West ... He is an excellent shot-blocker and defender who runs the floor well ... He has worked hard during the summer and has the ability to be a significant contributor ... He averaged 14.9 points, 8.0 rebounds and 4.5 blocks for the Thunderbirds as a senior ... The repeat Deseret News 4A MVP finished his career at Timpview with nearly 300 blocks, second all-time in the Utah High School record book to former BYU and current NBA center Shawn Bradley.

**PERSONAL:** Miles is a native of Provo, Utah ...He was invited to the NBA Players Camp during the summer of 2003, where he was rated No. 47 among the nation's top high school players ... He was ranked as high as the No. 2 post player in the West ... Gonzaga, Utah State, Utah, Kansas, Oregon State, Connecticut, UCLA, Wyoming and Texas Tech also recruited Miles.

**CLEVELAND ON MILES:** "Chris is an excellent defender and has developed into an outstanding shot-blocker," Cleveland said. "He runs the floor as well as any big man I've coached. Chris has shown real improvement with his offensive skill development and will be a major contributor in the program."

**Chris Miles – 2004-05 Game-by-Game**

Opponent	Date	GS	Min	TOTAL			3-PTS			REBOUNDS											Pts	Avg	
				FG	FGA	Pct	3FG	FGA	Pct	FT	FTA	Pct	Off	Def	Tot	Avg	PF	FO	A	TO			Blk
vs North Carolina	11-22-04	7	0	1	.000	0	0	.000	0	0	.000	3	2	5	5.0	1	0	0	1	1	0	0	0.0
vs Stanford	11-23-04	DNP - coaches decision																					
vs Chaminade	11-24-04	1	0	0	.000	0	0	.000	2	2	1.000	0	0	0	2.5	0	0	0	0	0	0	2	1.0
CALIFORNIA	11/27/04	18	1	3	.333	0	0	.000	0	0	.000	0	1	1	2.0	0	0	0	1	1	0	2	1.3at
Utah State	12/01/04	2	0	0	.000	0	0	.000	0	0	.000	0	1	1	1.8	0	0	0	0	0	0	0	1.0
at USC	12/04/04	8	2	4	.500	0	0	.000	0	0	.000	1	1	2	1.8	1	0	0	0	0	1	4	1.6
BOISE STATE UNIVERSITY	12/08/04	6	1	1	1.000	0	0	.000	0	0	.000	0	1	1	1.7	1	0	0	2	2	1	2	1.7
vs Washington State University	12/11/04	9	1	1	1.000	0	0	.000	0	0	.000	1	1	2	1.7	1	0	1	1	0	0	2	1.7
UTAH STATE	12/18/04	22	0	0	.000	0	0	.000	0	0	.000	2	3	5	2.1	3	0	0	0	3	0	0	1.5
NORTH CAROLINA STATE	12/21/04	*	14	0	1	.000	0	0	.000	0	0	.000	0	2	2	2.1	2	0	0	2	1	0	1.3
at Weber State	12-23-04	3	0	0	.000	0	0	.000	0	0	.000	0	0	0	1.9	2	0	0	0	0	0	0	1.2
SOUTHERN UTAH UNIVERSITY	12/28/04	14	0	1	.000	0	0	.000	0	0	.000	0	1	1	1.8	2	0	3	0	0	0	0	1.1
Totals		1	104	5	12	.417	0	0	.000	2	2	1.000	7	13	20	1.8	13	0	4	7	8	2	1.1

Games played: 11  
 Points/game: 1.1  
 FG Pct: 41.7  
 FT Pct: 100.0  
  
 Rebounds/game: 1.8  
 Assists/game: 0.4  
 Turnovers/game: 0.6  
 Assist/turnover ratio: 0.6  
 Steals/game: 0.2  
 Blocks/game: 0.7

**CAREER HIGHS:**

POINTS: 4 at USC (2005)  
 FG MADE: 2 at USC (2005)  
 FG ATT: 4 at USC (2005)  
 FG %: 1.000 vs. Boise State (2005)  
 3FG MADE: -  
 3FG ATT: -  
 3FG %: -  
 FT MADE: 2 vs. Chaminade (2005)  
 FT ATT: 2 vs. Chaminade (2005)  
 FT %: 1.000 (2-2) vs. Chaminade (2005)  
 REB: 5 vs. North Carolina, vs. Utah State (2005)  
 ASSISTS: 3 vs. Southern Utah (2005)  
 STEALS: - 1 at USC (2005)  
 BLOCKS: 3 vs. Utah State (2005)  
 MINUTES: 22 vs. Utah State (2005)





**BROCK REICHNER**

6-4 • 205 • junior • guard  
Provo, Utah

**REICHNER LATELY:** Has played in two regular-season games, playing four minutes vs. Southern Utah and seeing late action vs. Chaminade ... He had 3 points, 1 rebound and 1 assist vs. SUU ... Played in one of two exhibitions, scoring 3 points vs. Calgary.

**NOTING REICHNER:** Reichner unites with the Cougars this fall as a junior after being one of Salt Lake Community College's major contributors in 2004 ... The 6-foot-4 Reichner adds to BYU's backcourt a solid shooter and talented defender and rebounder ... Reichner played at the College of Eastern Utah and served a two-year mission for the Church of Jesus Christ of Latter-day Saints before transferred to SLCC for his sophomore year where Reichner earned honorable mention honors,

leading the SWAC in free throw shooting at 89 percent ... He averaged 10.5 points, 4.5 rebounds and 2.1 assists and earned Academic All-American honors.

**PERSONAL:** Reichner was born July 1981 in Rexburg, Idaho ... parents are Mark and Irene Reichner ... married to Chanell Rose, who was a member of the BYU women's basketball team (2000-2003) and is the daughter of BYU associate head coach Dave Rose ... youngest of three brothers and two sisters ... brother David played at Utah and is now an assistant coach at San Jose State ... served a two year mission for the Church of Jesus Christ of Latter-day Saints in Portugal Lisbon South mission from October 2000 to December 2002 ... international relations major.

**Brock Reichner – 2004-05 Game-by-Game**

Opponent	Date	GS	Min	TOTAL			3-PTS			FT			REBOUNDS					PF	FO	A	TO	Blk	Stl	Pts	Avg
				FG	FGA	Pct	3FG	3FGA	Pct	FT	FTA	Pct	Off	Def	Tot	Avg									
vs North Carolina	11-22-04																								
vs Stanford	11-23-04																								
vs Chaminade	11-24-04		1	0	0	.000	0	0	.000	0	0	.000	0	0	0	0.0	0	0	0	1	0	0	0	0	0.0
CALIFORNIA	11/27/04																								
at Utah State	12/01/04																								
at USC	12/04/04																								
BOISE STATE UNIVERSITY	12/08/04																								
vs Washington State University	12/11/04																								
UTAH STATE	12/18/04																								
NORTH CAROLINA STATE	12/21/04																								
at Weber State	12/23/04																								
SOUTHERN UTAH UNIVERSITY	12/28/04		4	1	2	.500	1	2	.500	0	2	.000	1	0	1	0.5	0	0	1	0	0	0	0	3	1.5
Totals			0	5	1	.500	1	2	.500	0	2	.000	1	0	1	0.5	0	0	1	1	0	0	3	1.5	

Games played: 2  
Points/game: 1.5  
FG Pct: 50.0  
3FG Pct: 50.0  
FT Pct: 0.0  
  
Rebounds/game: 0.5  
Assists/game: 0.5  
Turnovers/game: 0.5  
Assist/turnover ratio: 1.0

**CAREER HIGHS:**

POINTS: 3 vs. Southern Utah (2005)  
FG MADE: 1 vs. Southern Utah (2005)  
FG ATT: 2 vs. Southern Utah (2005)  
FG %: .500 (1-2) vs. SUU (2005)  
3FG MADE: 1 vs. Southern Utah (2005)  
3FG ATT: 2 vs. Southern Utah (2005)  
3FG %: .500 (1-2) vs. SUU (2005)  
FT MADE: -  
FT ATT: 2 vs. Southern Utah (2005)  
FT %: .000 (0-2) vs. SUU (2005)  
REB: 1 vs. Southern Utah (2005)  
ASSISTS: 1 vs. Southern Utah (2005)  
  
STEALS: -  
BLOCKS: -  
MINUTES: 4 vs. Southern Utah (2005)

<p><b>5 PLAYERS SCORE IN DOUBLE FIGURES</b> 12/28/04 vs. Southern Utah Ainge (14), Rose (14), Hall (12), Balderson (11), Dawes (10)</p> <p><b>6 PLAYERS SCORE IN DOUBLE FIGURES</b> 11/24/99 vs. SUU 92-64 W, Lyday 15, Wesley 14, Rivers 14, Vranes 13, Nielsen 12, Cooper 10</p> <p><b>A PLAYER RECORD A DOUBLE-DOUBLE</b> 3/18/04 vs. Syracuse at NCAA Tournament (Denver) Rafael Araujo, 24 points, 12 rebounds</p> <p><b>TWO PLAYERS RECORD A DOUBLE-DOUBLE</b> 1/23/99 vs. CS Northridge Mark Bigelow 23 points, 11 rebounds Nathan Cooper 15 points, 10 rebounds</p> <p><b>TWO DOUBLE-DIGIT REBOUNDERS</b> 12/30/03 at Santa Clara (Cable Car Classic) Rafael Araujo-12, Jake Shoff-12</p> <p><b>TWO PLAYERS FOULED OUT</b> 2/23/04 vs. Air Force Hall, Shoff</p> <p><b>THREE OR MORE PLAYERS FOULED OUT</b> 12/30/03 at Santa Clara (Cable Car Classic) Araujo, Jensen, Shoff</p> <p><b>A PLAYER EJECTED FROM THE GAME</b> 11/23/02 vs. Kansas State Travis Hansen (2 technical fouls)</p> <p><b>A BYU PLAYER RECEIVED A TECHNICAL FOUL</b> 3/24/04 vs. Chaminade in Maui - Keena Young</p> <p><b>A BYU COACH RECEIVED A TECHNICAL FOUL</b> 3/3/03 at UNM - Steve Cleveland</p> <p><b>AN OPPONENT COACH RECEIVED A TECHNICAL FOUL</b> 12/13/03 vs USC - USC coach Henry Bibby</p> <p><b>AN OPPONENT PLAYER RECEIVED A TECHNICAL FOUL</b> 12/4/04 at USC - Gabriel Pruitt</p> <p><b>AT LEAST TWO PLAYERS SCORED 20+ POINTS</b> 2/23/04 at UNLV Luiz Lernes-23, Rafael Araujo-21</p> <p><b>THREE PLAYERS SCORED 20+ POINTS</b> 1/16/03 vs. UNLV Rafael Araujo-22 Mark Bigelow-21; Travis Hansen-20</p> <p><b>FOUR PLAYERS SCORED 20+ POINTS</b> 1/13/79 vs. UNM D. Ainge-27; Scott Runia-25; Devin Durrant-20; Alan Taylor-20.</p> <p><b>TWO PLAYERS SCORED 25+ POINTS</b> 3/1/01 at New Mexico Terrell Lyday-26; Mekeli Wesley-25</p> <p><b>A PLAYER SCORED 30+ POINTS</b> 12/06/03 vs. Oklahoma State (at Delta Center) Rafael Araujo-32</p> <p><b>PLAYER ATTEMPTED 20 OR MORE FIELD GOALS</b> 3/20/03 21, Travis Hansen vs. Connecticut (8-21)</p> <p><b>A PLAYER WITH 5 STEALS</b> 2/9/04 vs. SDSU - Mike Hall</p> <p><b>A PLAYER HAD DOUBLE-DIGIT ASSISTS</b> 12/4/04 at USC Terry Nashif - 10</p> <p><b>A PLAYER MADE DOUBLE-DIGIT FREE THROWS</b> 2/7/04 vs. UNLV Mike Hall - 10-of-10</p> <p><b>A PLAYER 100% AT FT LINE (MIN. 8 ATTS)</b> 2/7/04 UNLV - Mike Hall (10-10)</p> <p><b>A PLAYER 100% FROM FLOOR (MIN. 5 ATTS)</b> 1/02/03 vs. Pepperdine Jake Shoff (6-6)</p> <p><b>A PLAYER 100% ON TREYS (MIN. 3 ATTS)</b> 3/18/04 vs. Syracuse at NCAA - Mike Hall (3-3)</p> <p><b>DID NOT MAKE A TREY (252 STRAIGHT GAMES WITH 3)</b> 11/22/96 vs. CS Fullerton (0-9)</p> <p><b>LAST TIME OPPONENT DID NOT MAKE A TREY</b> 12/14/02 Utah State (0-5)</p> <p><b>BYU COMMITTED 25-PLUS TURNOVERS</b> 11/22/04 vs. North Carolina, 86-50 L (27)</p>	<p><b>BYU SCORED 90 POINTS</b> 12/8/04 vs. Boise State 90-77 W</p> <p><b>BYU SCORED 100 POINTS</b> 2001-02 vs. Fort Lewis 101-53 W</p> <p><b>BYU SCORED 110 POINTS</b> 1/28/95 vs. Morgan State 110-69 W</p> <p><b>BYU SCORED LESS THAN 50 POINTS IN A GAME</b> 12/11/04 vs. Washington State 46-49 L</p> <p><b>HELD OPPONENT TO LESS THAN 50 POINTS IN A GAME</b> 12/11/04 vs. Washington State 46-49 L</p> <p><b>BYU SCORED LESS THAN 40 POINTS IN A GAME</b> 2/3/97 @ New Mexico 32-74 L</p> <p><b>HELD OPPONENT TO LESS THAN 40 POINTS IN A GAME</b> 2/3/03 vs. Air Force 65-33 W</p> <p><b>SHOT 60% FG</b> 12/23/04 @ Weber State, (.604) won, 79-61</p> <p><b>OPPONENT SHOT 60% FG</b> 1/24/04 @ Air Force 72.5 percent</p> <p><b>SHOT 70% FG IN A HALF</b> 2/23/04 vs. Air Force, (.824) 14-17 (13-13 inside the arc)</p> <p><b>SHOT 100% FT</b> 2004 @ Weber State 9-for-9</p> <p><b>SHOT 90% FT</b> 11/21/03 vs. NC State 93.3 percent 14-for-15</p> <p><b>SHOT LESS THAN 50% FT</b> 12/23/03 @ Utah State 43.8 percent (7-16)</p> <p><b>SHOT 60% THREE-POINTERS</b> 3/12/04 vs. Utah @MWC Tourney, 62.5 percent 5-for-8</p> <p><b>SHOT 70% THREE-POINTERS</b> 1/16/93 @ Air Force 73.3 percent 11-for-15</p> <p><b>HAD SIX OR FEWER TURNOVERS</b> 3/10/00 vs. Utah, 6</p> <p><b>FEWEST TEAM FOULS IN A GAME</b> 12/7/00 vs. Florida International, 11</p> <p><b>OPPONENT SCORED LESS THAN 20 POINTS IN FIRST HALF</b> 12/11/04 Washington State, 18 (BYU led 25-18)</p> <p><b>SCORED LESS THAN 20 POINTS IN THE FIRST HALF</b> 11/22/04 vs. North Carolina, 18 (trailed 18-48) 12/21/04 vs. NC State, 18 (trailed 18-40)</p> <p><b>SCORED LESS THAN 20 POINTS IN THE SECOND HALF</b> 1/15/00 vs. Utah, 19</p> <p><b>SCORED OVER 50 POINTS IN FIRST HALF</b> 11/30/02 vs. Rice, 56</p> <p><b>SCORED OVER 50 POINTS IN SECOND HALF</b> 12/8/04 vs. Boise State, 51</p> <p><b>SCORED OVER 60 POINTS IN FIRST HALF</b> 2/25/93 vs. Sacramento St. 62</p> <p><b>SCORED OVER 60 POINTS IN SECOND HALF</b> 12/28/95 vs. Morgan St. 61</p> <p><b>ALLOWED OVER 50 POINTS IN A HALF</b> 12/23/03 at Utah State - 51 (first half)</p> <p><b>WON BY 50 POINTS</b> 2/25/93 vs. Sacramento State (50) 128-78 W</p> <p><b>WON BY 40 POINTS</b> 12/12/01 vs. Fort Lewis (48) 101-53 W</p> <p><b>WON BY 30 POINTS</b> 12/10/03 vs. Western Oregon (36) 92-56 W</p> <p><b>WON BY 25 POINTS</b> 12/28/04 vs. SUU (25) 77-52 W</p> <p><b>LOST BY 35-plus POINTS</b> 11/22/04 vs. North Carolina (36) 86-50 L</p> <p><b>LOST BY 25 POINTS</b> 1/7/04 @ NC State (27) 89-62 L</p> <p><b>PLAYED OVERTIME GAME</b> 2/9/04 vs. SDSU 83-69 W</p>	<p><b>WON GAME IN SINGLE OVERTIME</b> 2/9/04 vs. SDSU 83-69 W</p> <p><b>LOST IN OVERTIME</b> 3/14/03 vs. CSU at MWC 80-86 L</p> <p><b>PLAYED A DOUBLE OT GAME</b> 3/5/88 vs. Utep 80-83 L 2OT</p> <p><b>PLAYED A TRIPLE OT GAME</b> 2/28/98 @ Utep 76-75 W 3OT</p> <p><b>WON 15 STRAIGHT GAMES</b> 1987-88 (17)</p> <p><b>WON 10 STRAIGHT GAMES</b> 1992-93 (13)</p> <p><b>WON 9 STRAIGHT GAMES</b> 2003-04</p> <p><b>WON 6 STRAIGHT GAMES</b> 2003-04 (twice)</p> <p><b>LOST 3 STRAIGHT GAMES</b> 2004-05 vs. California, @ Utah State, @ USC</p> <p><b>LOST 4 STRAIGHT GAMES</b> 1998-99 Fresno St., @ UTEP, @ UNM, Utah</p> <p><b>LOST 5 STRAIGHT</b> 1997-98 (9)</p> <p><b>LOST 10 STRAIGHT GAMES</b> 1996-97 (21) - school record</p> <p><b>WENT TO AN NCAA GAME</b> 3/18/04 vs. Syracuse 75-80 L</p> <p><b>WON AN NCAA GAME</b> 3/18/93 vs. SMU 80-71 W Then lost to Kansas 76-90 in second round</p> <p><b>WON TWO NCAA GAMES</b> 1980-81 Princeton 60-51, UCLA 78-55, Notre Dame 51-50 Then lost to Virginia 60-74 L</p> <p><b>WON THREE NCAA GAMES</b> Same as above</p> <p><b>WON FOUR NCAA GAMES</b> Never</p> <p><b>PLAYED IN THE NIT</b> 2001-2002 Season</p> <p><b>WON AN NIT GAME</b> 3/14/02 vs. UC Irvine 78-55 W</p> <p><b>WON TWO NIT GAMES</b> 1999-00 Bowling Green 81-54, So. Illinois 82-57 Then lost to Notre Dame in quarterfinals</p> <p><b>WON THREE NIT GAMES</b> 1965-66 NIT CHAMPIONS 1950-51 NIT CHAMPIONS</p> <p><b>WON CONFERENCE TOURNAY</b> 2000-01</p> <p><b>WON CONFERENCE REGULAR SEASON</b> 2002-03 Tied with Utah</p> <p><b>WON CONFERENCE REGULAR SEASON OUTRIGHT</b> 1987-88</p> <p><b>APPEARED ON ESPN</b> 3/1/04 vs. Utah, 70-57 W</p> <p><b>APPEARED ON ESPN 2</b> 11/22/04 vs. North Carolina, 86-50 L</p> <p><b>APPEARED ON ESPN-PLUS</b> 3/12/04 vs. Utah at MWC, 51-54 L</p> <p><b>APPEARED ON CBS</b> 3/15/03 vs. Syracuse 75-80 L</p> <p><b>APPEARED ON ABC</b> 3/6/04 at UNLV, 89-88 W</p> <p><b>WAS RANKED IN THE TOP-25 AP POLL</b> 1992-93 Season Ranked 21st</p> <p><b>FINISHED SEASON RANKED IN THE TOP-25 POLL</b> 1987-88 Season 19th (AP), 17th (UPI)</p>
--	--	---

# 2004-05 Individual Game Box Scores

# 2004-05 BYU Men's Basketball

## BYU vs. No. 11 North Carolina – Game #1 (Maui)

11-22-04 4 p.m. at Lahaina Civic Center, Maui, Hawaii  
VISITORS: Brigham Young D-1

#	Player	totfg		3pt		rebounds			pf	tp	a	to	blk	s	min			
		fg	fga	fg	fga	ft	fta	of								de	tot	
#1	MEADS, Garner	f	1	6	0	0	0	3	6	3	2	1	4	1	2	22		
#2	JENSEN, Jared	f	3	4	0	0	2	3	0	3	3	4	8	1	1	0	1	26
#1	HALL, Mike	g	2	15	2	8	0	2	1	3	4	4	10	4	1	1	25	
#2	ROSE, Mike	g	2	7	1	5	0	0	1	1	0	5	0	1	0	1	0	15
#10	NASHIF, Terry	g	1	3	1	3	0	0	1	1	1	3	4	8	0	1	23	
#3	YOUNG, Keena	3	8	0	2	3	5	5	10	1	9	0	0	0	1	0	23	
#13	AINGE, Austin	2	3	2	3	0	0	1	1	1	6	1	4	1	0	1	18	
#20	BURGESS, Sam	2	7	0	2	0	0	0	1	1	4	4	2	0	0	0	15	
#34	BURGESS, David	0	1	0	0	0	0	0	0	2	0	0	0	0	0	1	5	
#43	DAWES, Derek	0	0	0	0	1	2	0	0	0	1	0	1	0	0	0	3	
#44	PLASTED, Trent	0	2	0	0	2	1	2	3	0	2	1	1	0	0	0	18	
#54	MILES, Chris	0	1	0	0	0	0	3	2	5	1	0	1	1	0	7	0	
TEAM																		
Totals			18	57	6	23	8	14	15	29	43	21	50	8	27	4	7	200

TOTAL FG%	1st Half: 5:27 18.5%	2nd Half: 13:30 43.3%	Game: 31.6%	DEADB
3-Pt. FG%	1st Half: 3:13 23.1%	2nd Half: 3:10 30.0%	Game: 26.1%	REBOUNDS
F Throw %	1st Half: 5:8 62.5%	2nd Half: 3:6 50.0%	Game: 57.1%	2

HOME TEAM: North Carolina 1-1

#	Player	totfg		3pt		rebounds			pf	tp	a	to	blk	s	min			
		fg	fga	fg	fga	ft	fta	of								de	tot	
#21	Williams, Jawad	f	4	9	0	2	3	5	1	5	6	1	11	0	0	0	23	
#42	May, Sean	c	7	11	0	0	4	6	3	5	8	2	18	0	3	0	3	23
#2	Felton, Raymond	g	2	10	2	7	0	0	2	2	3	6	7	2	0	2	26	
#5	Manuel, Jackie	g	2	5	0	2	3	1	1	2	0	6	2	0	0	3	24	
#32	McDants, Rashad	g	5	9	3	6	0	0	0	5	5	3	13	3	1	0	1	22
#1	Scott, Melvin	3	6	2	5	2	2	0	0	0	0	0	10	0	0	1	13	
#3	Terry, Rayshawn	2	3	1	2	0	0	1	0	1	1	5	0	3	0	0	6	
#11	Thomas, Quentin	0	1	0	0	0	0	0	0	0	0	0	2	1	0	0	8	
#15	Everett, Charlie	0	0	0	0	0	0	0	0	0	0	0	0	0	0	0	0	2
#22	Miller, Wes	3	2	0	2	0	0	0	0	0	0	0	1	0	0	0	6	
#24	Williams, Marvin	1	4	0	0	6	3	3	6	3	8	1	2	0	0	0	20	
#25	Grant, Damon	0	4	0	0	0	0	2	0	2	0	0	0	0	0	0	4	
#34	Noel, David	3	4	0	0	1	1	2	5	7	4	7	3	0	0	2	17	
#35	Hooker, C.J.	0	0	0	0	0	0	0	0	0	0	0	0	0	0	0	0	2
#41	Sanders, Byron	1	1	0	0	0	0	1	0	1	0	2	0	0	0	0	4	4
TEAM																		
Totals			30	69	8	26	18	23	14	28	42	17	86	19	12	1	15	200

TOTAL FG%	1st Half: 17:36 47.2%	2nd Half: 13:33 39.4%	Game: 43.5%	DEADB
3-Pt. FG%	1st Half: 3:13 23.1%	2nd Half: 5:13 39.5%	Game: 30.8%	REBOUNDS
F Throw %	1st Half: 11:14 78.6%	2nd Half: 7:9 77.8%	Game: 78.3%	2

Officials: Bob Donato, Craig Peterson, J.D. Collins  
Technical fouls: Brigham Young-None, North Carolina-None.  
Attendance: 2500  
Score by Periods  
Brigham Young 18 32 50  
North Carolina 48 38 86

## BYU vs. Stanford – Game #2 (Maui Invitational)

11-23-04 11 a.m. at Lahaina Civic Center, Maui, Hawaii  
VISITORS: Brigham Young D-2

#	Player	totfg		3pt		rebounds			pf	tp	a	to	blk	s	min			
		fg	fga	fg	fga	ft	fta	of								de	tot	
#1	MEADS, Garner	f	3	7	0	0	3	2	3	5	4	9	1	3	0	22		
#2	JENSEN, Jared	f	4	7	0	0	3	5	1	1	2	2	11	0	2	0	1	24
#1	HALL, Mike	g	2	8	1	3	2	2	4	6	3	7	2	1	0	1	33	
#2	ROSE, Mike	g	2	5	2	2	4	0	2	2	0	8	0	3	0	0	25	
#10	NASHIF, Terry	g	2	9	1	5	2	2	0	1	1	4	7	1	3	0	1	30
#3	YOUNG, Keena	2	4	0	0	2	3	1	3	4	0	6	0	1	0	0	12	
#13	AINGE, Austin	0	1	0	1	0	0	0	0	0	1	0	0	0	0	0	12	
#20	BURGESS, Sam	0	3	0	2	0	0	0	1	1	1	0	1	0	0	0	8	
#43	DAWES, Derek	2	4	0	0	0	0	3	7	10	4	4	0	1	0	0	16	
#44	PLASTED, Trent	0	0	0	0	1	4	1	3	4	1	1	0	1	0	0	18	
TEAM																		
Totals			17	48	4	16	15	23	11	27	38	20	53	4	19	1	3	200

TOTAL FG%	1st Half: 9:26 34.6%	2nd Half: 8:22 36.4%	Game: 35.4%	DEADB
3-Pt. FG%	1st Half: 2:9 22.2%	2nd Half: 2:7 28.6%	Game: 25.0%	REBOUNDS
F Throw %	1st Half: 5:7 71.4%	2nd Half: 10:16 62.5%	Game: 65.2%	4,1

HOME TEAM: Stanford 2-1

#	Player	totfg		3pt		rebounds			pf	tp	a	to	blk	s	min			
		fg	fga	fg	fga	ft	fta	of								de	tot	
#20	Griffey, Dan	f	6	12	1	4	7	8	1	6	7	1	20	0	1	0	1	31
#3	Hargess, Matt	f	4	10	0	0	0	2	8	9	4	6	1	1	3	1	23	
#42	Little, Rob	c	2	5	0	0	1	2	1	2	4	5	1	4	0	0	19	
#11	Hernandez, Chris	g	1	6	1	4	6	10	1	3	3	9	3	3	0	1	33	
#21	Robinson, Nick	g	4	8	0	1	4	4	4	8	3	8	2	2	0	3	33	
#10	Morris, Tim	3	6	0	1	0	0	4	2	2	1	10	4	0	0	0	21	
#31	Finger, Taj	2	2	0	0	0	1	1	2	4	4	1	0	0	1	13		
#32	Haas, Jason	0	1	0	1	0	0	0	0	0	0	0	0	0	0	0	14	
#44	Washington, Fred	0	4	0	0	0	0	0	0	1	0	0	0	0	0	0	4	4
#55	Prowitt, Peter	0	1	0	0	0	0	1	2	2	0	1	0	1	0	1	9	
TEAM																		
Totals			21	55	2	11	18	25	11	23	34	23	62	13	11	4	7	200

TOTAL FG%	1st Half: 10:30 33.3%	2nd Half: 11:25 44.0%	Game: 38.2%	DEADB
3-Pt. FG%	1st Half: 1:6 16.7%	2nd Half: 1:5 20.0%	Game: 18.2%	REBOUNDS
F Throw %	1st Half: 7:9 77.8%	2nd Half: 11:16 68.8%	Game: 72.0%	2,1

Officials: Tony Greene, Steve Skiles, Brian Forte  
Technical fouls: Brigham Young-None, Stanford-None.  
Attendance: 2500  
Score by Periods  
Brigham Young 25 28 53  
Stanford 28 34 62

## BYU vs. Chaminade – Game #3 (Maui Invitational)

11-24-04 2 p.m. at Lahaina Civic Center, Maui, Hawaii  
VISITORS: Brigham Young 1-2

#	Player	totfg		3pt		rebounds			pf	tp	a	to	blk	s	min			
		fg	fga	fg	fga	ft	fta	of								de	tot	
#3	YOUNG, Keena	f	7	12	0	0	0	0	3	3	6	2	14	0	0	2	33	
#52	JENSEN, Jared	c	6	8	0	0	4	4	4	1	5	4	16	0	3	0	0	25
#1	HALL, Mike	g	5	12	2	5	2	2	3	3	6	0	14	5	1	0	4	38
#2	ROSE, Mike	g	2	5	1	3	0	0	0	0	0	0	5	3	1	0	0	14
#10	NASHIF, Terry	g	2	3	0	0	0	0	0	0	4	2	4	5	1	1	1	21
#5	REISMAN, Joshua	1	1	0	0	0	0	0	0	0	0	0	2	0	1	0	0	5
#12	RECHNER, Brook	0	0	0	0	0	0	0	0	0	0	0	0	0	1	0	0	1
#13	AINGE, Austin	1	3	0	1	0	0	0	0	4	4	3	2	2	3	0	0	14
#20	BURGESS, Sam	3	11	2	6	0	0	1	2	3	3	8	0	2	3	2	0	26
#43	DAWES, Derek	4	7	0	0	2	2	0	6	6	1	1	0	1	2	1	1	19
#44	PLASTED, Trent	0	1	0	0	0	0	0	0	0	0	0	0	0	0	0	0	3
#54	MILES, Chris	0	0	0	0	2	2	0	0	0	0	0	2	0	0	0	0	1
TEAM																		
Totals			31	63	5	15	10	10	12	24	36	17	77	16	15	5	10	200

TOTAL FG%	1st Half: 14:34 41.2%	2nd Half: 17:29 58.6%	Game: 49.2%	DEADB
3-Pt. FG%	1st Half: 2:10 20.0%	2nd Half: 3:5 60.0%	Game: 33.3%	REBOUNDS
F Throw %	1st Half: 3:7 100%	2nd Half: 7:7 100%	Game: 100%	0

HOME TEAM: Chaminade 1-3

#	Player	totfg		3pt		rebounds			pf	tp	a	to	blk	s	min				
		fg	fga	fg	fga	ft	fta	of								de	tot		
#50	Frey, Nick	f	0	1	0	0	0	0	1	1	3	0	1	0	1	0	0	31	
#1	Mitrelsteadt, Dustin	c	3	8	0	0	1	2	1	2	3	4	7	0	2	0	0	0	31
#20	Reaves, Chris	g	2	7	1	4	0	0	0	3	3	1	5	3	5	0	1	32	
#24	McCune, Dylan	g	4	11	3	9	0	0	0	1	1	1	11	2	2	0	2	32	
#25	Whiting, Zack	g	2	9	1	4	2	3	1	5	6	5	7	5	7	0	1	30	
#3	Hirata, Ryan	0	1	0															

# 2004-05 Individual Game Box Scores

# 2004-05 BYU Men's Basketball

## BYU vs. Boise State - Game #7

12/08/04 7:05 p.m. at Provo, UT  
VISITORS: Boise State University 4-3, 0-0 WAC

#	Player	tot/fg		3-pt		rebounds		pf	tp	a	to	blk	s	min			
		fg	fga	fga	fga	ft	fta								of	de	
21	BLAKESBURN, Jer	f	4	14	0	4	1	3	4	2	6	3	9	4	3	0	35
25	BANKS, Tazarray	f	2	4	0	0	1	2	0	4	4	2	5	0	1	0	19
45	ELLS, Jason	f	9	16	0	0	2	4	5	10	4	20	2	4	1	0	26
05	KARL, Coby	g	4	11	2	7	0	1	1	2	4	10	7	2	2	1	33
35	HARRIS, Franco	g	4	9	4	8	0	0	0	3	2	12	2	3	0	0	27
04	ROBINSON, Seth	g	2	4	0	0	0	0	0	2	2	1	0	0	0	0	9
11	THOMPSON, McNeal	g	6	14	4	9	3	3	2	0	2	2	19	1	0	0	17
12	LLOYD, Kaneem	g	1	3	0	0	0	0	0	5	5	2	2	1	2	0	15
44	GAINOUS, Kenney	g	0	1	0	0	0	0	0	1	2	3	2	0	0	0	9
TEAM																	
Totals.....		30	74	10	28	7	13	14	25	39	22	77	14	3	2	2	200
TOTAL FG%	1st Half: 13-29 44.8%	2nd Half: 17-45 37.8%		Game: 40%		DEADBALL											
3-Pt. FG%	1st Half: 5-12 41.7%	2nd Half: 5-16 31.2%		Game: 35.7%		REBOUNDS											
F Throw %	1st Half: 0-2 0.0%	2nd Half: 7-11 63.6%		Game: 53%		1											

HOME TEAM: Brigham Young 2-5, 0-0 MWC

#	Player	tot/fg		3-pt		rebounds		pf	tp	a	to	blk	s	min			
		fg	fga	fga	fga	ft	fta								of	de	
41	MEADS, Garner	f	1	1	0	0	2	2	0	3	3	4	4	2	1	0	14
52	JENSEN, Jared	c	3	9	0	0	7	8	2	3	5	1	13	1	0	0	25
01	HALL, Mike	g	7	12	3	5	6	2	7	9	2	21	5	1	0	0	38
10	NASHIF, Terry	g	0	2	0	0	1	2	0	1	0	1	0	1	0	0	17
23	BALDERSON, Jimmy	g	1	6	1	4	0	0	0	2	2	0	3	1	0	0	18
02	ROSE, Mike	g	6	9	6	9	1	2	0	3	3	1	19	1	3	0	23
03	YOUNG, Keena	g	4	6	0	0	3	4	5	8	2	11	0	2	1	1	20
13	AINGE, Austin	g	4	8	2	4	6	0	5	5	3	14	5	3	0	1	25
43	DAWES, Derek	g	1	3	0	0	1	0	3	3	2	2	0	2	1	0	14
54	MILES, Chris	g	1	1	0	0	0	1	1	1	2	0	2	2	1	1	6
TEAM																	
Totals.....		28	57	11	21	23	31	8	35	43	16	9	15	4	5	200	
TOTAL FG%	1st Half: 13-29 44.8%	2nd Half: 15-28 53.6%		Game: 49%		DEADBALL											
3-Pt. FG%	1st Half: 7-12 58.3%	2nd Half: 4-9 44.4%		Game: 52%		REBOUNDS											
F Throw %	1st Half: 6-8 75.0%	2nd Half: 6-7 85.7%		Game: 74%		4											

Officials: Scott Thornley, Mark Whitehead, Eddie Jackson  
 Technical fouls: Boise State University-None; Brigham Young-None.  
 Attendance: 8619  
 Score by Periods  
 Boise State University 31 46 77  
 Brigham Young 39 51 90

## BYU vs. Washington St. (Delta Center) - Game #8

12/11/04 4:00 PM at Delta Center, Salt Lake City, UT  
VISITORS: Washington State University 4-3, 0-0 Pac-10

#	Player	tot/fg		3-pt		rebounds		pf	tp	a	to	blk	s	min			
		fg	fga	fga	fga	ft	fta								of	de	
34	COMBELL, Robbie	f	2	1	1	0	0	2	2	4	3	0	0	2	0	12	
45	WHEM, Jeff	f	2	8	0	1	4	6	3	11	1	8	3	5	0	1	32
14	HENRY, Chris	c	1	4	0	0	0	0	0	0	0	0	2	0	0	0	15
02	LOW, Derrick	g	0	2	0	0	0	0	1	1	0	0	2	2	0	0	15
11	KELATI, Thomas	g	5	9	3	6	2	3	2	5	7	15	3	3	0	1	34
01	AKONGON, Josh	g	3	8	3	4	0	0	0	1	1	0	9	0	1	0	14
05	SCHLATTER, Chris	g	1	3	0	1	0	0	0	4	2	2	3	1	0	0	26
12	GREEN, Randy	g	2	4	2	4	0	0	0	0	0	6	0	1	0	2	14
22	GILL, Shami	g	0	5	0	0	1	2	3	5	2	1	0	2	0	1	22
24	WEAVER, Kyle	g	0	0	0	0	0	0	0	0	0	0	0	0	0	0	2
25	SIMMONS, Isaiah	g	1	2	1	1	0	0	0	0	0	0	3	0	0	0	7
32	HARMELING, Daven	g	0	2	0	1	0	0	0	1	1	1	0	1	0	0	7
TEAM																	
Totals.....		16	49	10	19	7	11	10	26	36	11	49	13	15	2	6	200
TOTAL FG%	1st Half: 7-22 31.8%	2nd Half: 9-27 33.3%		Game: 32.7%		DEADBALL											
3-Pt. FG%	1st Half: 3-7 42.9%	2nd Half: 1-2 50.0%		Game: 52.6%		REBOUNDS											
F Throw %	1st Half: 1-3 33.3%	2nd Half: 6-8 75.0%		Game: 63.6%		2											

HOME TEAM: Brigham Young 2-5, 0-0 MWC

#	Player	tot/fg		3-pt		rebounds		pf	tp	a	to	blk	s	min			
		fg	fga	fga	fga	ft	fta								of	de	
23	BALDERSON, Jimmy	f	0	4	0	3	4	0	0	0	0	0	0	0	0	15	
41	MEADS, Garner	f	0	2	0	0	2	2	1	9	10	2	2	2	0	0	28
52	JENSEN, Jared	c	0	1	0	0	0	0	0	0	0	0	0	1	0	1	6
01	HALL, Mike	g	1	10	1	6	0	0	0	1	1	4	3	2	3	0	36
10	NASHIF, Terry	g	0	1	0	1	0	0	0	0	0	1	0	0	0	0	6
02	ROSE, Mike	g	6	13	3	9	0	0	0	2	2	3	15	1	2	0	35
03	YOUNG, Keena	g	1	3	0	0	0	0	0	3	3	0	2	0	0	1	15
13	AINGE, Austin	g	7	12	2	6	0	0	0	2	2	1	16	4	1	0	31
20	BURGESS, Sam	g	0	0	0	0	0	0	0	0	0	1	0	0	0	0	4
43	DAWES, Derek	g	1	1	0	0	4	7	3	4	7	1	6	1	1	0	25
54	MILES, Chris	g	1	1	0	0	0	0	1	1	2	1	1	1	0	0	9
TEAM																	
Totals.....		17	48	6	25	6	9	6	25	31	14	46	11	14	3	6	200
TOTAL FG%	1st Half: 10-26 38.5%	2nd Half: 7-22 31.8%		Game: 35.4%		DEADBALL											
3-Pt. FG%	1st Half: 4-14 28.6%	2nd Half: 2-11 18.2%		Game: 24.0%		REBOUNDS											
F Throw %	1st Half: 1-2 50.0%	2nd Half: 5-7 71.4%		Game: 66.7%		2											

Officials: Jim Danner, Tim Gabutero, Bill Gracey  
 Technical fouls: Washington State University-None; Brigham Young-None.  
 Attendance: 10293  
 Score by Periods  
 Washington State University 18 31 49  
 Brigham Young 25 21 46

## BYU vs. Utah State - Game #9

12/18/04 7:05 at Marriott Center, Provo, Utah  
VISITORS: Utah State 7-2

#	Player	tot/fg		3-pt		rebounds		pf	tp	a	to	blk	s	min			
		fg	fga	fga	fga	ft	fta								of	de	
04	HARRIS, Nate	f	7	8	0	0	2	4	0	6	6	1	16	1	2	1	36
25	NEIL, Justin	f	1	3	0	0	0	0	1	2	3	1	2	0	1	0	15
32	NELSON, Spencer	c	9	13	1	2	7	6	5	11	3	26	7	6	0	0	18
02	PAK, David	g	3	7	2	3	0	1	0	2	2	4	8	3	2	0	26
20	CARROLL, Jayce	g	7	14	4	7	3	4	0	5	5	2	21	4	1	0	32
01	CRANE, Marques	g	2	3	1	1	0	0	2	2	4	2	5	1	0	0	13
03	MATHEUS, Cass	g	0	4	0	0	0	0	0	1	1	2	1	0	0	0	12
05	COX, Robert	g	0	1	0	0	0	0	0	0	0	0	0	0	0	0	1
21	BROWN, Calvin	g	0	1	0	0	0	0	0	1	1	2	0	0	0	0	17
23	HUBER, Chris	g	1	2	1	2	0	0	0	0	0	2	3	2	1	0	13
30	WILLIAMS, Jason	g	0	2	0	2	4	2	3	5	0	2	0	1	1	1	13
31	MCCOY, Ian	g	0	1	0	0	1	2	1	0	1	0	1	0	1	1	4
TEAM																	
Totals.....		30	59	9	18	15	24	18	28	46	18	84	22	15	4	8	200
TOTAL FG%	1st Half: 14-29 48.3%	2nd Half: 16-30 53.3%		Game: 50.8%		DEADBALL											
3-Pt. FG%	1st Half: 5-10 50.0%	2nd Half: 4-8 50.0%		Game: 50.0%		REBOUNDS											
F Throw %	1st Half: 8-9 88.9%	2nd Half: 7-15 46.7%		Game: 62.5%		2											

HOME TEAM: Brigham Young 2-7

#	Player	tot/fg		3-pt		rebounds		pf	tp	a	to	blk	s	min				
		fg	fga	fga	fga	ft	fta								of	de		
23	BALDERSON, Jimmy	f	1	5	0	2	0	0	0	0	0	4	2	1	0	0	10	
41	MEADS, Garner	f	2	5	0	0	0	0	0	0	1	1	5	4	1	0	1	23
43	DAWES, Derek	c	0	2	0	0	0	0	0	4	4	3	0	0	2	1	0	14
01	HALL, Mike	g	1	4	0	2	2	2	1	3	4	0	4	1	3	0	22	
13	AINGE, Austin	g	6	9	3	5	6	8	0	2	2	0	21	3	4	0	31	
02	ROSE, Mike	g	5	15	3	8	1	2	1	0	1	0	14	1	0	2	30	
03	YOUNG, Keena	g	4	9	0	0	1	5	2	7	4	8	0	1	1	0	17	
10	NASHIF, Terry	g	0	2	0	1	0	0	0	0	0	0	4	1	0	1	12	
22	PARSONS, Dale	g	2	5	1	1	0	0	0	0	0	2	5	0	0	0	1	9
52	JENSEN, Jared	g	2	2	0	0	0	1	1	0	1	1	4	0	0	1	10	
54	MILES, Chris	g	0	0	0	0	0	2	3	5	3	0	0	0	3	0	22	
TEAM																		
Totals.....		23	58	7	19	9	14	11	18	29	22	62	10	13	7	6	200	
TOTAL FG%	1st Half: 9-24 37.5%	2nd Half: 14-34 41.2%		Game: 39.7%		DEADBALL												
3-Pt. FG%	1st Half: 3-6 50.0%	2nd Half: 4-8 50.0%		Game: 36.8%		REBOUNDS												
F Throw %	1st Half: 6-8 75.0%	2nd Half: 3-6 50.0%		Game: 64.3%		1												

Officials: Ronnie Hernandez, Shawn Lehig, Michael Irving  
 Technical fouls: Utah State-None; Brigham Young-None



**2004-05 BYU Season Stats**  
**BYU Cougars Combined Team Statistics (as of Dec 28, 2004)**  
**All games**

<b>RECORD:</b>	<b>OVERALL</b>	<b>HOME</b>	<b>AWAY</b>	<b>NEUTRAL</b>
<b>ALL GAMES</b> .....	<b>(4-8)</b>	<b>(2-3)</b>	<b>(1-2)</b>	<b>(1-3)</b>
<b>CONFERENCE</b> .....	<b>(0-0)</b>	<b>(0-0)</b>	<b>(0-0)</b>	<b>(0-0)</b>
<b>NON-CONFERENCE</b> .....	<b>(4-8)</b>	<b>(2-3)</b>	<b>(1-2)</b>	<b>(1-3)</b>

## Player	GP-GS	Min--Avg	---TOTAL---		---3-PTS---		FT-FTA	Pct	---REBOUNDS---				PF	FO	A	TO	Blk	Stl	Pts	Avg
			FG-FGA	Pct	3FG-FGA	Pct			Off	Def	Tot	Avg								
01 HALL, Mike.....	12-12	395 32.9	61-144	.424	24-62	.387	21-28	.750	18	33	51	4.3	23	0	31	22	2	18	167	13.9
13 AINGE, Austin.....	12-5	278 23.2	40-81	.494	19-42	.452	16-20	.800	1	27	28	2.3	18	0	36	38	0	14	115	9.6
52 JENSEN, Jared.....	12-11	280 23.3	39-69	.565	0-0	.000	29-35	.829	15	23	38	3.2	30	0	8	15	1	8	107	8.9
02 ROSE, Mike.....	12-4	224 18.7	36-84	.429	28-63	.444	6-12	.500	1	16	17	1.4	16	0	8	14	0	6	106	8.8
03 YOUNG, Keena.....	12-7	276 23.0	34-75	.453	0-3	.000	14-19	.737	34	43	77	6.4	21	0	12	8	10	6	82	6.8
23 BALDERSON, Jimmy...	7-3	93 13.3	14-36	.389	8-21	.381	8-11	.727	0	4	4	0.6	9	0	8	7	0	1	44	6.3
41 MEADS, Garner.....	9-7	193 21.4	15-38	.395	0-1	.000	15-19	.789	13	32	45	5.0	29	1	7	16	5	5	45	5.0
43 DAWES, Derek.....	12-2	199 16.6	19-45	.422	0-0	.000	21-34	.618	17	42	59	4.9	19	0	4	15	12	2	59	4.9
20 BURGESS, Sam.....	10-1	96 9.6	10-38	.263	5-19	.263	5-5	1.000	3	6	9	0.9	18	0	1	8	3	4	30	3.0
05 BALDERSON, Joshua....	1-0	5 5.0	1-1	1.000	0-0	.000	0-0	.000	0	0	0	0.0	2	0	0	1	0	0	2	2.0
10 NASHIF, Terry.....	12-7	198 16.5	8-35	.229	4-21	.190	3-4	.750	0	21	21	1.8	15	0	31	22	1	6	23	1.9
12 REICHNER, Brock....	2-0	5 2.5	1-2	.500	1-2	.500	0-2	.000	1	0	1	0.5	0	0	1	1	0	0	3	1.5
54 MILES, Chris.....	11-1	104 9.5	5-12	.417	0-0	.000	2-2	1.000	7	13	20	1.8	13	0	4	7	8	2	12	1.1
44 PLAISTED, Trent.....	5-0	44 8.8	0-3	.000	0-0	.000	3-6	.500	2	6	8	1.6	2	0	1	2	0	0	3	0.6
34 BURGESS, David.....	2-0	7 3.5	0-1	.000	0-0	.000	0-0	.000	0	0	0	0.0	2	0	0	0	0	1	0	0.0
04 BURGESS, Joshua....	1-0	3 3.0	0-1	.000	0-0	.000	0-0	.000	0	1	1	1.0	0	0	1	0	0	0	0	0.0
TEAM.....										20	22	42	3.5	0		3				
Total.....	12	2400	283-665	.426	89-234	.380	143-197	.726	132	289	421	35.1	217	1	153	179	42	73	798	66.5
Opponents.....	12	2400	299-698	.428	78-234	.333	148-220	.673	151	278	429	35.8	199	-	170	161	34	85	824	68.7

TEAM STATISTICS	BY	OPP	DATE	OPPONENT	W/L	SCORE	ATTEND
SCORING.....	798	824	11-22-04	vs North Carolina	L	50-86	2500
Points per game.....	66.5	68.7	11-23-04	vs Stanford	L	53-62	2500
Scoring margin.....	-2.2	-	11-24-04	vs Chaminade	W	77-56	2500
FIELD GOALS-ATT.....	283-665	299-698	11/27/04	CALIFORNIA	L	64-67	9857
Field goal pct.....	.426	.428	12/01/04	at Utah State	L	57-71	9620
3 POINT FG-ATT.....	89-234	78-234	12/04/04	at USC	L	82-87	2163
3-point FG pct.....	.380	.333	12/08/04	BOISE STATE UNIVERSITY	W	90-77	8619
3-pt FG made per game..	7.4	6.5	12/11/04	vs Washington State University	L	46-49	10283
FREE THROWS-ATT.....	143-197	148-220	12/18/04	UTAH STATE	L	62-84	11610
Free throw pct.....	.726	.673	12/21/04	NORTH CAROLINA STATE	L	61-72	9390
REBOUNDS.....	421	429	12-23-04	at Weber State	W	79-61	7043
Rebounds per game.....	35.1	35.8	12/28/04	SOUTHERN UTAH UNIVERSITY	W	77-52	10239
Rebounding margin.....	-0.7	-					
ASSISTS.....	153	170					
Assists per game.....	12.8	14.2					
TURNOVERS.....	179	161					
Turnovers per game.....	14.9	13.4					
Turnover margin.....	-1.5	-					
Assist/turnover ratio..	0.9	1.1					
STEALS.....	73	85					
Steals per game.....	6.1	7.1					
BLOCKS.....	42	34					
Blocks per game.....	3.5	2.8					
WINNING STREAK.....	2	-					
Home win streak.....	1	-					
ATTENDANCE.....	49715	36609					
Home games-Avg/Game....	5-9943	3-6275					
Neutral site-Avg/Game..	-	4-4446					

SCORE BY PERIODS:	1st	2nd	Total
BYU Cougars.....	354	444	798
Opponents.....	398	426	824

2004-05 BYU Season Stats  
 BYU Cougars Category Leaders (as of Dec 28, 2004)  
 All games

FG PERCENTAGE	FG	ATT	Pct
REISMAN, Joshua.....	1	1	1.000
JENSEN, Jared.....	39	69	.565
REICHNER, Brock.....	1	2	.500
AINGE, Austin.....	40	81	.494
YOUNG, Keena.....	34	75	.453
ROSE, Mike.....	36	84	.429
HALL, Mike.....	61	144	.424
DAWES, Derek.....	19	45	.422
MILES, Chris.....	5	12	.417
MEADS, Garner.....	15	38	.395
BALDERSON, Jimmy....	14	36	.389
BURGESS, Sam.....	10	38	.263

3-POINT PERCENTAGE	3FG	ATT	Pct
REICHNER, Brock.....	1	2	.500
AINGE, Austin.....	19	42	.452
ROSE, Mike.....	28	63	.444
HALL, Mike.....	24	62	.387
BALDERSON, Jimmy....	8	21	.381
BURGESS, Sam.....	5	19	.263
NASHIF, Terry.....	4	21	.190
YOUNG, Keena.....	0	3	.000
MEADS, Garner.....	0	1	.000

FT PERCENTAGE	FT	ATT	Pct
BURGESS, Sam.....	5	5	1.000
MILES, Chris.....	2	2	1.000
JENSEN, Jared.....	29	35	.829
AINGE, Austin.....	16	20	.800
MEADS, Garner.....	15	19	.789
NASHIF, Terry.....	3	4	.750
HALL, Mike.....	21	28	.750
YOUNG, Keena.....	14	19	.737
BALDERSON, Jimmy....	8	11	.727
DAWES, Derek.....	21	34	.618
PLAISTED, Trent.....	3	6	.500
ROSE, Mike.....	6	12	.500

POINTS	G	Pts	Pts/G
HALL, Mike.....	12	167	13.9
AINGE, Austin.....	12	115	9.6
JENSEN, Jared.....	12	107	8.9
ROSE, Mike.....	12	106	8.8
YOUNG, Keena.....	12	82	6.8
DAWES, Derek.....	12	59	4.9
MEADS, Garner.....	9	45	5.0
BALDERSON, Jimmy....	7	44	6.3
BURGESS, Sam.....	10	30	3.0
NASHIF, Terry.....	12	23	1.9
MILES, Chris.....	11	12	1.1
PLAISTED, Trent.....	5	3	0.6

FIELD GOAL ATTEMPTS	G	Att	Att/G
HALL, Mike.....	12	144	12.0
ROSE, Mike.....	12	84	7.0
AINGE, Austin.....	12	81	6.8
YOUNG, Keena.....	12	75	6.3
JENSEN, Jared.....	12	69	5.8

FIELD GOALS MADE	G	Made	Made/G
HALL, Mike.....	12	61	5.1
AINGE, Austin.....	12	40	3.3
JENSEN, Jared.....	12	39	3.3
ROSE, Mike.....	12	36	3.0
YOUNG, Keena.....	12	34	2.8

3-POINT FG ATTEMPTS	G	Att	Att/G
ROSE, Mike.....	12	63	5.3
HALL, Mike.....	12	62	5.2
AINGE, Austin.....	12	42	3.5
BALDERSON, Jimmy....	7	21	3.0
NASHIF, Terry.....	12	21	1.8

3-POINT FGS MADE	G	Made	Made/G
ROSE, Mike.....	12	28	2.3
HALL, Mike.....	12	24	2.0
AINGE, Austin.....	12	19	1.6
BALDERSON, Jimmy....	7	8	1.1
BURGESS, Sam.....	10	5	0.5

FREE THROW ATTEMPTS	G	Att	Att/G
JENSEN, Jared.....	12	35	2.9
DAWES, Derek.....	12	34	2.8
HALL, Mike.....	12	28	2.3
AINGE, Austin.....	12	20	1.7
YOUNG, Keena.....	12	19	1.6
MEADS, Garner.....	9	19	2.1

FREE THROWS MADE	G	Made	Made/G
HALL, Mike.....	12	21	1.8
AINGE, Austin.....	12	16	1.3
JENSEN, Jared.....	12	29	2.4
ROSE, Mike.....	12	6	0.5
YOUNG, Keena.....	12	14	1.2
DAWES, Derek.....	12	21	1.8

POINTS AVERAGE	G	Pts	Avg/G
HALL, Mike.....	12	167	13.9
AINGE, Austin.....	12	115	9.6
JENSEN, Jared.....	12	107	8.9
ROSE, Mike.....	12	106	8.8
YOUNG, Keena.....	12	82	6.8
BALDERSON, Jimmy....	7	44	6.3
MEADS, Garner.....	9	45	5.0
DAWES, Derek.....	12	59	4.9
BURGESS, Sam.....	10	30	3.0
REISMAN, Joshua.....	1	2	2.0
NASHIF, Terry.....	12	23	1.9
REICHNER, Brock.....	2	3	1.5

2004-05 BYU Season Stats  
 BYU Cougars Category Leaders (as of Dec 28, 2004)  
 All games

REBOUNDS	G	Reb	Reb/G
YOUNG, Keena.....	12	77	6.4
DAWES, Derek.....	12	59	4.9
HALL, Mike.....	12	51	4.3
MEADS, Garner.....	9	45	5.0
JENSEN, Jared.....	12	38	3.2

REBOUND AVERAGE	G	Reb	Avg/G
YOUNG, Keena.....	12	77	6.4
MEADS, Garner.....	9	45	5.0
DAWES, Derek.....	12	59	4.9
HALL, Mike.....	12	51	4.3
JENSEN, Jared.....	12	38	3.2

OFFENSIVE REBOUNDS	G	No.	Avg/G
YOUNG, Keena.....	12	34	2.8
HALL, Mike.....	12	18	1.5
DAWES, Derek.....	12	17	1.4
JENSEN, Jared.....	12	15	1.3
MEADS, Garner.....	9	13	1.4

DEFENSIVE REBOUNDS	G	No.	Avg/G
YOUNG, Keena.....	12	43	3.6
DAWES, Derek.....	12	42	3.5
HALL, Mike.....	12	33	2.8
MEADS, Garner.....	9	32	3.6
AINGE, Austin.....	12	27	2.3

FOULS	G	No.	Per/G
JENSEN, Jared.....	12	30	2.5
MEADS, Garner.....	9	29	3.2
HALL, Mike.....	12	23	1.9
YOUNG, Keena.....	12	21	1.8
DAWES, Derek.....	12	19	1.6

FOULOUTS	G	No.
MEADS, Garner.....	9	1

ASSISTS	G	No.	A/G
AINGE, Austin.....	12	36	3.0
NASHIF, Terry.....	12	31	2.6
HALL, Mike.....	12	31	2.6
YOUNG, Keena.....	12	12	1.0
JENSEN, Jared.....	12	8	0.7
ROSE, Mike.....	12	8	0.7
BALDERSON, Jimmy....	7	8	1.1

STEALS	G	No.	S/G
HALL, Mike.....	12	18	1.5
AINGE, Austin.....	12	14	1.2
JENSEN, Jared.....	12	8	0.7
ROSE, Mike.....	12	6	0.5
YOUNG, Keena.....	12	6	0.5
NASHIF, Terry.....	12	6	0.5

BLOCKED SHOTS	G	No.	Blk/G
DAWES, Derek.....	12	12	1.0
YOUNG, Keena.....	12	10	0.8
MILES, Chris.....	11	8	0.7
MEADS, Garner.....	9	5	0.6
BURGESS, Sam.....	10	3	0.3

MINUTES	G	No.	Min/G
HALL, Mike.....	12	395	32.9
JENSEN, Jared.....	12	280	23.3
AINGE, Austin.....	12	278	23.2
YOUNG, Keena.....	12	276	23.0
ROSE, Mike.....	12	224	18.7

TURNOVERS	G	No.	TO/G
AINGE, Austin.....	12	38	3.2
HALL, Mike.....	12	22	1.8
NASHIF, Terry.....	12	22	1.8
MEADS, Garner.....	9	16	1.8
DAWES, Derek.....	12	15	1.3
JENSEN, Jared.....	12	15	1.3

2004-05 BYU Season Stats  
 BYU Cougars Team Game-by-Game (as of Dec 28, 2004)  
 All games

TEAM STATISTICS

Opponent	Date	Score	W/L	---TOTAL---		--3-PTRS--		----REBOUNDS----		PF	A	TO	Blk	Stl	Pts---Avg						
				FG-FGA	Pct	3FG-FGA	Pct	FT-FTA	Pct							Off	Def	Tot	Avg		
vs North Carolina	11-22-04	50-86	L	18-57	.316	6-23	.261	8-14	.571	15	28	43	43.0	21	8	27	4	7	50	50.0	
vs Stanford	11-23-04	53-62	L	17-48	.354	4-16	.250	15-23	.652	11	27	38	40.5	20	4	19	1	3	53	51.5	
vs Chaminade	11-24-04	77-56	W	31-63	.492	5-15	.333	10-10	1.000	12	24	36	39.0	17	16	15	5	10	77	60.0	
CALIFORNIA	11/27/04	64-67	L	21-64	.328	6-21	.286	16-19	.842	19	20	39	39.0	19	12	8	5	6	64	61.0	
at Utah State	12/01/04	57-71	L	22-53	.415	8-21	.381	5-8	.625	11	19	30	37.2	17	10	15	5	7	57	60.2	
at USC	12/04/04	82-87	L	26-55	.473	13-25	.520	17-26	.654	14	26	40	37.7	19	18	21	1	5	82	63.8	
BOISE STATE UNIVERSIT	12/08/04	90-77	W	28-57	.491	11-21	.524	23-31	.742	8	35	43	38.4	16	15	15	4	5	90	67.6	
vs Washington State U	12/11/04	46-49	L	17-48	.354	6-25	.240	6-9	.667	6	25	31	37.5	14	11	14	3	6	46	64.9	
UTAH STATE	12/18/04	62-84	L	23-58	.397	7-19	.368	9-14	.643	11	18	29	36.6	22	10	13	7	6	62	64.6	
NORTH CAROLINA STATE	12/21/04	61-72	L	21-55	.382	5-16	.313	14-15	.933	7	25	32	36.1	18	16	13	1	6	61	64.2	
at Weber State	12-23-04	79-61	W	32-53	.604	6-11	.545	9-9	1.000	7	20	27	35.3	19	15	8	3	6	79	65.5	
SOUTHERN UTAH UNIVERS	12/28/04	77-52	W	27-54	.500	12-21	.571	11-19	.579	11	22	33	35.1	15	18	11	3	6	77	66.5	
BYU Cougars				798	283-665	.426	89-234	.380	143-197	.726	132	289	421	35.1	217	153	179	42	73	798	66.5
Opponents				824	299-698	.428	78-234	.333	148-220	.673	151	278	429	35.8	199	170	161	34	85	824	68.7

Games played: 12  
 Points/game: 66.5  
 FG Pct: 42.6  
 3FG Pct: 38.0  
 FT Pct: 72.6

Rebounds/game: 35.1  
 Assists/game: 12.8  
 Turnovers/game: 14.9  
 Assist/turnover ratio: 0.9  
 Steals/game: 6.1  
 Blocks/game: 3.5

2004-05 BYU Season Stats  
 BYU Cougars Opponent Game-by-Game (as of Dec 28, 2004)  
 All games

OPPONENT STATISTICS

Opponent	Date	Score	W/L	---TOTAL---		--3-PTRS--		---FT-FTA		----REBOUNDS----				PF	A	TO	Blk	Stl	Pts---Avg	
				FG-FGA	Pct	3FG-FGA	Pct	Pct	Off	Def	Tot	Avg								
vs North Carolina	11-22-04	50-86	L	30-69	.435	8-26	.308	18-23	.783	14	28	42	42.0	17	19	12	1	15	86	86.0
vs Stanford	11-23-04	53-62	L	21-55	.382	2-11	.182	18-25	.720	11	23	34	38.0	23	13	11	4	7	62	74.0
vs Chaminade	11-24-04	77-56	W	22-53	.415	6-23	.261	6-13	.462	9	21	30	35.3	16	12	21	4	8	56	68.0
CALIFORNIA	11/27/04	64-67	L	26-58	.448	3-9	.333	12-22	.545	18	27	45	37.8	17	6	14	5	4	67	67.8
at Utah State	12/01/04	57-71	L	25-54	.463	3-17	.176	18-23	.783	12	21	33	36.8	11	13	9	4	8	71	68.4
at USC	12/04/04	82-87	L	32-67	.478	11-25	.440	12-17	.706	10	20	30	35.7	19	21	11	2	10	87	71.5
BOISE STATE UNIVERSIT	12/08/04	90-77	W	30-74	.405	10-28	.357	7-13	.538	14	25	39	36.1	22	17	14	3	2	77	72.3
vs Washington State U	12/11/04	46-49	L	16-49	.327	10-19	.526	7-11	.636	10	26	36	36.1	11	13	15	2	6	49	69.4
UTAH STATE	12/18/04	62-84	L	30-59	.508	9-18	.500	15-24	.625	18	28	46	37.2	18	22	15	4	8	84	71.0
NORTH CAROLINA STATE	12/21/04	61-72	L	28-60	.467	5-28	.179	11-16	.688	10	25	35	37.0	14	13	10	3	8	72	71.1
at Weber State	12-23-04	79-61	W	22-53	.415	5-15	.333	12-16	.750	14	14	28	36.2	12	9	14	0	1	61	70.2
SOUTHERN UTAH UNIVERS	12/28/04	77-52	W	17-47	.362	6-15	.400	12-17	.706	11	20	31	35.8	19	12	15	2	8	52	68.7
-----																				
Opponents		824		299-698	.428	78-234	.333	148-220	.673	151	278	429	35.8	199	170	161	34	85	824	68.7
BYU Cougars		798		283-665	.426	89-234	.380	143-197	.726	132	289	421	35.1	217	153	179	42	73	798	66.5

Games played: 12  
 Points/game: 68.7  
 FG Pct: 42.8  
 3FG Pct: 33.3  
 FT Pct: 67.3

Rebounds/game: 35.8  
 Assists/game: 14.2  
 Turnovers/game: 13.4  
 Assist/turnover ratio: 1.1  
 Steals/game: 7.1  
 Blocks/game: 2.8

2004-05 BYU Season Stats  
 BYU Cougars Game-by-Game Points-Rebounds-Assists (as of Dec 28, 2004)  
 All games

Opponent	Date	Score	WL	01 HALL,MIKE	02 ROSE,MIKE	03 YOUNG,KEE	04 BURGESS,J	05 REISMAN,J	10 NASHIF,TE	12 REICHNER,	13 AINGE,AUS	20 BURGESS,S
vs North Carolina	11-22-04	50-86	L	10- 4- 0	5- 1- 0	9-10- 0	DNP	DNP	3- 1- 4	DNP	6- 1- 1	4- 1- 0
vs Stanford	11-23-04	53-62	L	7- 6- 2	8- 2- 0	6- 4- 0	DNP	DNP	7- 1- 1	DNP	0- 0- 0	0- 1- 1
vs Chaminade	11-24-04	77-56	W	14- 6- 5	5- 0- 3	14- 6- 0	DNP	2- 0- 0	4- 4- 5	0- 0- 0	2- 4- 2	8- 3- 0
CALIFORNIA	11/27/04	64-67	L	23- 4- 2	1- 3- 1	6- 6- 2	DNP	DNP	8- 8- 5	DNP	2- 1- 0	6- 1- 0
at Utah State	12/01/04	57-71	L	19- 5- 3	3- 0- 0	4- 9- 2	DNP	DNP	0- 0- 1	DNP	15- 2- 3	2- 1- 0
at USC	12/04/04	82-87	L	13- 2- 1	13- 3- 0	0- 4- 0	DNP	DNP	0- 3-10	DNP	7- 0- 2	DNP
BOISE STATE UNIVERSITY	12/08/04	90-77	W	21- 9- 5	19- 3- 1	11- 8- 0	DNP	DNP	1- 1- 0	DNP	14- 5- 5	DNP
vs Washington State Uni	12/11/04	46-49	L	3- 1- 2	15- 2- 1	2- 3- 0	DNP	DNP	0- 0- 0	DNP	16- 2- 4	0- 0- 0
UTAH STATE	12/18/04	62-84	L	4- 4- 1	14- 1- 0	8- 7- 0	DNP	DNP	0- 0- 4	DNP	21- 2- 3	5- 0- 0
NORTH CAROLINA STATE	12/21/04	61-72	L	18- 4- 3	9- 1- 1	2-10- 3	DNP	DNP	0- 0- 1	DNP	9- 4- 8	0- 1- 0
at Weber State	12-23-04	79-61	W	23- 2- 4	0- 0- 0	14- 6- 4	DNP	DNP	0- 0- 0	DNP	9- 4- 3	0- 0- 0
SOUTHERN UTAH UNIVERSIT	12/28/04	77-52	W	12- 4- 3	14- 1- 1	6- 4- 1	0- 1- 1	DNP	0- 3- 0	3- 1- 1	14- 3- 5	5- 1- 0

Opponent	Date	Score	WL	23 BALDERSON	34 BURGESS,D	41 MEADS,GAR	43 DAWES,DER	44 PLAISTED,	52 JENSEN,JA	54 MILES,CHR
vs North Carolina	11-22-04	50-86	L	DNP	0- 0- 0	2- 9- 1	1- 0- 0	2- 3- 1	8- 3- 1	0- 5- 0
vs Stanford	11-23-04	53-62	L	DNP	DNP	9- 5- 0	4-10- 0	1- 4- 0	11- 2- 0	DNP
vs Chaminade	11-24-04	77-56	W	DNP	DNP	DNP	10- 6- 1	0- 0- 0	16- 5- 0	2- 0- 0
CALIFORNIA	11/27/04	64-67	L	DNP	0- 0- 0	DNP	4- 8- 0	DNP	12- 2- 2	2- 1- 0
at Utah State	12/01/04	57-71	L	6- 0- 0	DNP	0- 2- 0	0- 2- 0	0- 0- 0	8- 4- 1	0- 1- 0
at USC	12/04/04	82-87	L	22- 1- 4	DNP	10- 8- 1	10- 5- 0	0- 1- 0	3- 5- 0	4- 2- 0
BOISE STATE UNIVERSITY	12/08/04	90-77	W	3- 2- 1	DNP	4- 3- 2	2- 3- 0	DNP	13- 5- 1	2- 1- 0
vs Washington State Uni	12/11/04	46-49	L	0- 0- 0	DNP	2-10- 2	6- 7- 1	DNP	0- 0- 0	2- 2- 1
UTAH STATE	12/18/04	62-84	L	2- 0- 1	DNP	4- 1- 1	0- 4- 0	DNP	4- 1- 0	0- 5- 0
NORTH CAROLINA STATE	12/21/04	61-72	L	DNP	DNP	4- 1- 0	5- 3- 0	DNP	14- 3- 0	0- 2- 0
at Weber State	12-23-04	79-61	W	0- 1- 0	DNP	10- 6- 0	7- 2- 1	DNP	16- 5- 3	0- 0- 0
SOUTHERN UTAH UNIVERSIT	12/28/04	77-52	W	11- 0- 2	DNP	DNP	10- 9- 1	DNP	2- 3- 0	0- 1- 3

2004-05 BYU Season Stats  
 BYU Cougars Game-by-Game Highs (as of Dec 28, 2004)  
 All games

Opponent	Date	Score	WL	POINTS	REBOUNDS	ASSISTS	STEALS	BLOCKED SHOTS
vs North Carolina	11-22-04	50-86	L	10-HALL, Mike	10-YOUNG, Keena	4-NASHIF, Terry	2-MEADS, Garner	1-MILES, Chris YOUNG, Keena HALL, Mike MEADS, Garner
vs Stanford	11-23-04	53-62	L	11-JENSEN, Jared	10-DAWES, Derek	2-HALL, Mike	1-HALL, Mike JENSEN, Jared NASHIF, Terry	1-MEADS, Garner
vs Chaminade	11-24-04	77-56	W	16-JENSEN, Jared	6-YOUNG, Keena DAWES, Derek HALL, Mike	5-HALL, Mike NASHIF, Terry	4-HALL, Mike	3-BURGESS, Sam
CALIFORNIA	11/27/04	64-67	L	23-HALL, Mike	8-DAWES, Derek NASHIF, Terry	5-NASHIF, Terry	3-HALL, Mike	3-DAWES, Derek
at Utah State	12/01/04	57-71	L	19-HALL, Mike	9-YOUNG, Keena	3-HALL, Mike AINGE, Austin	2-AINGE, Austin YOUNG, Keena JENSEN, Jared	2-MEADS, Garner YOUNG, Keena
at USC	12/04/04	82-87	L	22-BALDERSON, Ji	8-MEADS, Garner	10-NASHIF, Terry	1-NASHIF, Terry HALL, Mike MEADS, Garner MILES, Chris AINGE, Austin	1-DAWES, Derek
BOISE STATE UNIVERSITY	12/08/04	90-77	W	21-HALL, Mike	9-HALL, Mike	5-HALL, Mike AINGE, Austin	2-JENSEN, Jared	2-MILES, Chris
vs Washington State Unive	12/11/04	46-49	L	16-AINGE, Austin	10-MEADS, Garner	4-AINGE, Austin	3-ROSE, Mike	2-DAWES, Derek
UTAH STATE	12/18/04	62-84	L	21-AINGE, Austin	7-YOUNG, Keena	4-NASHIF, Terry	2-ROSE, Mike	3-MILES, Chris
NORTH CAROLINA STATE	12/21/04	61-72	L	18-HALL, Mike	10-YOUNG, Keena	8-AINGE, Austin	3-HALL, Mike	1-MILES, Chris
at Weber State	12-23-04	79-61	W	23-HALL, Mike	6-YOUNG, Keena MEADS, Garner	4-HALL, Mike YOUNG, Keena	4-AINGE, Austin	2-YOUNG, Keena
SOUTHERN UTAH UNIVERSITY	12/28/04	77-52	W	14-AINGE, Austin ROSE, Mike	9-DAWES, Derek	5-AINGE, Austin	3-AINGE, Austin	2-DAWES, Derek

2004-05 BYU Season Stats  
 BYU Cougars High/Low Analysis (as of Dec 28, 2004)  
 All games

BYU Cougars - TEAM GAME HIGHS

POINTS.....	90	vs Boise State University (12/08/04)
	82	at USC (12/04/04)
	79	at Weber State (12-23-04)
	77	vs Southern Utah University (12/28/04)
	77	vs Chaminade (11-24-04)
FIELD GOALS MADE.....	32	at Weber State (12-23-04)
	31	vs Chaminade (11-24-04)
FIELD GOAL ATTEMPTS.....	64	vs CALIFORNIA (11/27/04)
	63	vs Chaminade (11-24-04)
FIELD GOAL PERCENTAGE.....	.604 (32-53)	at Weber State (12-23-04)
	.500 (27-54)	vs Southern Utah University (12/28/04)
3 PT FIELD GOALS MADE.....	13	at USC (12/04/04)
	12	vs Southern Utah University (12/28/04)
3 PT FG ATTEMPTS.....	25	vs Washington State University (12/11/04)
	25	at USC (12/04/04)
3 PT FG PERCENTAGE.....	.571 (12-21)	vs Southern Utah University (12/28/04)
	.545 ( 6-11)	at Weber State (12-23-04)
FREE THROWS MADE.....	23	vs Boise State University (12/08/04)
	17	at USC (12/04/04)
FREE THROW ATTEMPTS.....	31	vs Boise State University (12/08/04)
	26	at USC (12/04/04)
FREE THROW PERCENTAGE.....	1.000 (10-10)	vs Chaminade (11-24-04)
	1.000 ( 9-9 )	at Weber State (12-23-04)
REBOUNDS.....	43	vs Boise State University (12/08/04)
	43	vs North Carolina (11-22-04)
ASSISTS.....	18	vs Southern Utah University (12/28/04)
	18	at USC (12/04/04)
STEALS.....	10	vs Chaminade (11-24-04)
	7	at Utah State (12/01/04)
	7	vs North Carolina (11-22-04)
BLOCKED SHOTS.....	7	vs Utah State (12/18/04)
	5	at Utah State (12/01/04)
	5	vs CALIFORNIA (11/27/04)
	5	vs Chaminade (11-24-04)
TURNOVERS.....	27	vs North Carolina (11-22-04)
	21	at USC (12/04/04)
FOULS.....	22	vs Utah State (12/18/04)
	21	vs North Carolina (11-22-04)



2004-05 BYU Season Stats  
 BYU Cougars High/Low Analysis (as of Dec 28, 2004)  
 All games

Opponent - GAME HIGHS

POINTS.....	87	at USC (12/04/04)
	86	vs North Carolina (11-22-04)
	84	vs Utah State (12/18/04)
	77	vs Boise State University (12/08/04)
	72	vs North Carolina State (12/21/04)
FIELD GOALS MADE.....	32	at USC (12/04/04)
	30	vs Utah State (12/18/04)
	30	vs Boise State University (12/08/04)
	30	vs North Carolina (11-22-04)
FIELD GOAL ATTEMPTS.....	74	vs Boise State University (12/08/04)
	69	vs North Carolina (11-22-04)
FIELD GOAL PERCENTAGE.....	.508 (30-59)	vs Utah State (12/18/04)
	.478 (32-67)	at USC (12/04/04)
3 PT FIELD GOALS MADE.....	11	at USC (12/04/04)
	10	vs Washington State University (12/11/04)
	10	vs Boise State University (12/08/04)
3 PT FG ATTEMPTS.....	28	vs North Carolina State (12/21/04)
	28	vs Boise State University (12/08/04)
3 PT FG PERCENTAGE.....	.526 (10-19)	vs Washington State University (12/11/04)
	.500 ( 9-18)	vs Utah State (12/18/04)
FREE THROWS MADE.....	18	at Utah State (12/01/04)
	18	vs Stanford (11-23-04)
	18	vs North Carolina (11-22-04)
FREE THROW ATTEMPTS.....	25	vs Stanford (11-23-04)
	24	vs Utah State (12/18/04)
FREE THROW PERCENTAGE.....	.783 (18-23)	at Utah State (12/01/04)
	.783 (18-23)	vs North Carolina (11-22-04)
REBOUNDS.....	46	vs Utah State (12/18/04)
	45	vs CALIFORNIA (11/27/04)
ASSISTS.....	22	vs Utah State (12/18/04)
	21	at USC (12/04/04)
STEALS.....	15	vs North Carolina (11-22-04)
	10	at USC (12/04/04)
BLOCKED SHOTS.....	5	vs CALIFORNIA (11/27/04)
	4	vs Utah State (12/18/04)
	4	at Utah State (12/01/04)
	4	vs Chaminade (11-24-04)
	4	vs Stanford (11-23-04)
TURNOVERS.....	21	vs Chaminade (11-24-04)
	15	vs Southern Utah University (12/28/04)
	15	vs Utah State (12/18/04)
	15	vs Washington State University (12/11/04)
FOULS.....	23	vs Stanford (11-23-04)
	22	vs Boise State University (12/08/04)

2004-05 BYU Season Stats  
 BYU Cougars High/Low Analysis (as of Dec 28, 2004)  
 All games

BYU Cougars - GAME LOWS

POINTS.....	46	vs Washington State University (12/11/04)
	50	vs North Carolina (11-22-04)
	53	vs Stanford (11-23-04)
	57	at Utah State (12/01/04)
	61	vs North Carolina State (12/21/04)
FIELD GOALS MADE.....	17	vs Stanford (11-23-04)
	17	vs Washington State University (12/11/04)
FIELD GOAL ATTEMPTS.....	48	vs Stanford (11-23-04)
	48	vs Washington State University (12/11/04)
FIELD GOAL PERCENTAGE.....	.316 (18-57)	vs North Carolina (11-22-04)
	.328 (21-64)	vs CALIFORNIA (11/27/04)
3 PT FIELD GOALS MADE.....	4	vs Stanford (11-23-04)
	5	vs Chaminade (11-24-04)
	5	vs North Carolina State (12/21/04)
3 PT FG ATTEMPTS.....	11	at Weber State (12-23-04)
	15	vs Chaminade (11-24-04)
3 PT FG PERCENTAGE.....	.240 ( 6-25)	vs Washington State University (12/11/04)
	.250 ( 4-16)	vs Stanford (11-23-04)
FREE THROWS MADE.....	5	at Utah State (12/01/04)
	6	vs Washington State University (12/11/04)
FREE THROW ATTEMPTS.....	8	at Utah State (12/01/04)
	9	vs Washington State University (12/11/04)
	9	at Weber State (12-23-04)
FREE THROW PERCENTAGE.....	.571 ( 8-14)	vs North Carolina (11-22-04)
	.579 (11-19)	vs Southern Utah University (12/28/04)
REBOUNDS.....	27	at Weber State (12-23-04)
	29	vs Utah State (12/18/04)
ASSISTS.....	4	vs Stanford (11-23-04)
	8	vs North Carolina (11-22-04)
STEALS.....	3	vs Stanford (11-23-04)
	5	at USC (12/04/04)
	5	vs Boise State University (12/08/04)
BLOCKED SHOTS.....	1	vs Stanford (11-23-04)
	1	at USC (12/04/04)
	1	vs North Carolina State (12/21/04)
TURNOVERS.....	8	vs CALIFORNIA (11/27/04)
	8	at Weber State (12-23-04)
FOULS.....	14	vs Washington State University (12/11/04)
	15	vs Southern Utah University (12/28/04)

2004-05 BYU Season Stats  
 BYU Cougars High/Low Analysis (as of Dec 28, 2004)  
 All games

Opponent - GAME LOWS

POINTS.....	49	vs Washington State University (12/11/04)
	52	vs Southern Utah University (12/28/04)
	56	vs Chaminade (11-24-04)
	61	at Weber State (12-23-04)
	62	vs Stanford (11-23-04)
FIELD GOALS MADE.....	16	vs Washington State University (12/11/04)
	17	vs Southern Utah University (12/28/04)
FIELD GOAL ATTEMPTS.....	47	vs Southern Utah University (12/28/04)
	49	vs Washington State University (12/11/04)
FIELD GOAL PERCENTAGE.....	.327 (16-49)	vs Washington State University (12/11/04)
	.362 (17-47)	vs Southern Utah University (12/28/04)
3 PT FIELD GOALS MADE.....	2	vs Stanford (11-23-04)
	3	vs CALIFORNIA (11/27/04)
	3	at Utah State (12/01/04)
3 PT FG ATTEMPTS.....	9	vs CALIFORNIA (11/27/04)
	11	vs Stanford (11-23-04)
3 PT FG PERCENTAGE.....	.176 ( 3-17)	at Utah State (12/01/04)
	.179 ( 5-28)	vs North Carolina State (12/21/04)
FREE THROWS MADE.....	6	vs Chaminade (11-24-04)
	7	vs Boise State University (12/08/04)
	7	vs Washington State University (12/11/04)
FREE THROW ATTEMPTS.....	11	vs Washington State University (12/11/04)
	13	vs Chaminade (11-24-04)
	13	vs Boise State University (12/08/04)
FREE THROW PERCENTAGE.....	.462 ( 6-13)	vs Chaminade (11-24-04)
	.538 ( 7-13)	vs Boise State University (12/08/04)
REBOUNDS.....	28	at Weber State (12-23-04)
	30	vs Chaminade (11-24-04)
	30	at USC (12/04/04)
ASSISTS.....	6	vs CALIFORNIA (11/27/04)
	9	at Weber State (12-23-04)
STEALS.....	1	at Weber State (12-23-04)
	2	vs Boise State University (12/08/04)
BLOCKED SHOTS.....	0	at Weber State (12-23-04)
	1	vs North Carolina (11-22-04)
TURNOVERS.....	9	at Utah State (12/01/04)
	10	vs North Carolina State (12/21/04)
FOULS.....	11	at Utah State (12/01/04)
	11	vs Washington State University (12/11/04)

2004-05 BYU Season Stats  
 BYU Cougars High/Low Analysis (as of Dec 28, 2004)  
 All games

BYU Cougars - INDIVIDUAL GAME HIGHS

POINTS.....	23	HALL, Mike at Weber State (12-23-04)
	23	HALL, Mike vs CALIFORNIA (11/27/04)
	22	BALDERSON, Jimmy at USC (12/04/04)
	21	AINGE, Austin vs Utah State (12/18/04)
	21	HALL, Mike vs Boise State University (12/08/04)
FIELD GOALS MADE.....	9	HALL, Mike at Weber State (12-23-04)
	8	JENSEN, Jared at Weber State (12-23-04)
	8	HALL, Mike vs CALIFORNIA (11/27/04)
FIELD GOAL ATT.....	18	HALL, Mike vs CALIFORNIA (11/27/04)
	17	HALL, Mike vs North Carolina State (12/21/04)
FG PCT (min 5 made).....	.750 ( 9-12)	HALL, Mike at Weber State (12-23-04)
	.750 ( 6-8 )	JENSEN, Jared vs Chaminade (11-24-04)
3 PT FG MADE.....	6	ROSE, Mike vs Boise State University (12/08/04)
	5	HALL, Mike at Weber State (12-23-04)
	5	BALDERSON, Jimmy at USC (12/04/04)
3 PT FG ATTEMPTS.....	9	ROSE, Mike vs Washington State University (12/11/04)
	9	ROSE, Mike vs Boise State University (12/08/04)
	9	AINGE, Austin at Utah State (12/01/04)
3-PT FG PCT (min 2 made).....	.800 ( 4-5 )	AINGE, Austin vs Southern Utah University (12/28/04)
	.714 ( 5-7 )	HALL, Mike at Weber State (12-23-04)
FREE THROWS MADE.....	7	JENSEN, Jared vs Boise State University (12/08/04)
	6	DAWES, Derek vs Southern Utah University (12/28/04)
	6	JENSEN, Jared vs North Carolina State (12/21/04)
	6	AINGE, Austin vs Utah State (12/18/04)
	6	DAWES, Derek at USC (12/04/04)
FREE THROW ATT.....	11	DAWES, Derek vs Southern Utah University (12/28/04)
	8	AINGE, Austin vs Utah State (12/18/04)
	8	JENSEN, Jared vs Boise State University (12/08/04)
FT PCT (min 3 made).....	1.000 ( 6-6 )	JENSEN, Jared vs North Carolina State (12/21/04)
	1.000 ( 4-4 )	MEADS, Garner at Weber State (12-23-04)
	1.000 ( 4-4 )	YOUNG, Keena at Weber State (12-23-04)
	1.000 ( 4-4 )	JENSEN, Jared vs Chaminade (11-24-04)
	1.000 ( 3-3 )	BURGESS, Sam vs CALIFORNIA (11/27/04)
	1.000 ( 3-3 )	MEADS, Garner vs Stanford (11-23-04)
REBOUNDS.....	10	YOUNG, Keena vs North Carolina State (12/21/04)
	10	MEADS, Garner vs Washington State University (12/11/04)
	10	DAWES, Derek vs Stanford (11-23-04)
	10	YOUNG, Keena vs North Carolina (11-22-04)
ASSISTS.....	10	NASHIF, Terry at USC (12/04/04)
	8	AINGE, Austin vs North Carolina State (12/21/04)
STEALS.....	4	AINGE, Austin at Weber State (12-23-04)
	4	HALL, Mike vs Chaminade (11-24-04)
BLOCKED SHOTS.....	3	MILES, Chris vs Utah State (12/18/04)
	3	DAWES, Derek vs CALIFORNIA (11/27/04)
	3	BURGESS, Sam vs Chaminade (11-24-04)
TURNOVERS.....	8	NASHIF, Terry vs North Carolina (11-22-04)
	6	AINGE, Austin vs North Carolina State (12/21/04)
FOULS.....	5	MEADS, Garner vs Utah State (12/18/04)
	4	BURGESS, Sam vs Southern Utah University (12/28/04)
	4	JENSEN, Jared at Weber State (12-23-04)
	4	AINGE, Austin vs North Carolina State (12/21/04)
	4	YOUNG, Keena vs Utah State (12/18/04)
	4	BALDERSON, Jimmy vs Utah State (12/18/04)