

No. 19 All-Time Wins • 36th All-Time Winning Percentage • 2 National Titles • 26 Conference Titles • 21 NCAA Tournaments • 30 Postseason Invitations
 1 National Player of the Year • 2 Basketball Hall of Fame Inductees • 40 All-America Citations • 43 NBA Draft Selections • 96 All-Conference Citations

2004-05 COUGAR BASKETBALL

Game 16 — BYU vs. Montana State-Billings

2004-05 BYU SCHEDULE / RESULTS

NOVEMBER

5 (Fri.)	BYU-Hawaii (exhibition)	85-70	W
12 (Fri.)	Calgary (exhibition)	86-52	W
22-24	EA Sports Maui Invitational in Maui, Hawaii		
22 (Mon.)	vs. North Carolina (ESPN2)	50-86	L
23 (Tue.)	vs. Stanford	53-62	L
24 (Wed.)	vs. Chaminade	77-56	W
27 (Sat.)	California (Comcast)	64-67	L

DECEMBER

1 (Wed.)	@ Utah State (KJZZ)	57-71	L
4 (Sat.)	@ USC (Fox Sports Net 2)	82-87	L
8 (Wed.)	Boise State (KBCI-TV)	90-77	W
11 (Sat.)	vs. Wash. St. @ Delta Center	46-49	L
18 (Sat.)	Utah State (SWP)	62-84	L
21 (Tue.)	North Carolina St (SWP/FNSN)	61-72	L
23 (Thu.)	@ Weber State	79-61	W
28 (Tue.)	Southern Utah	77-52	W
31 (Fri.)	Santa Clara	87-74	W

JANUARY

4 (Tue.)	@ Saint Mary's (Comcast)	51-72	L
8 (Sat.)	*San Diego State (SWP-KSL)	57-59	L
11 (Tue.)	Montana State-Billings	7 p.m.	
15 (Sat.)	*@ Colorado State (ESPN+)	1 p.m.	
17 (Mon.)	*@ Wyoming (ESPN)	10 p.m.	
22 (Sat.)	*Air Force (ABC)	11 a.m.	
24 (Mon.)	*New Mexico (SWP-UPN)	8 p.m.	
31 (Mon.)	*Utah (ESPN)	10 p.m.	

FEBRUARY

5 (Sat.)	*@ UNLV (ESPN+)	Noon	
7 (Mon.)	*@ San Diego State (SWP-UPN)	7 p.m.	
12 (Sat.)	*Wyoming (SWP-KSL)	7 p.m.	
14 (Mon.)	*Colorado State (SWP-UPN)	8 p.m.	
19 (Sat.)	*@ New Mexico (SWP-KSL)	7 p.m.	
21 (Mon.)	*@ Air Force (SWP-UPN)	7 p.m.	
26 (Sat.)	*@ Utah (ESPN+)	1 p.m.	

MARCH

5 (Sat.)	*UNLV (SWP-KSL)	7 p.m.	
10-12	@ MWC Tournament, Denver (ESPN, ERT)		

Times are local to site and subject to change

BYU HOSTS MONTANA STATE-BILLINGS TUESDAY

BYU (5-10, 0-1 MWC) faces its final non-league opponent Tuesday before returning to MWC play when the Cougars host the Montana State-Billings Yellowjackets (8-4, 0-3 Pacific West Conference) at 7 p.m. in the Marriott Center. The game is not being televised. The radio broadcast can be heard on KSL Newsradio 1160 (KSL.com).

UP NEXT FOR THE COUGARS

BYU takes its first MWC road trip to play Colorado State Saturday in Fort Collins in a 1 p.m. start (ESPN+, KJZZ-TV). BYU then faces Wyoming in Laramie Monday at 10 p.m. on ESPN.

STUDENT TICKET DISTRIBUTION FOR BYU-UTAH GAME TAKES PLACE TUESDAY AT 5 P.M.

Student-ticket distribution for this season's BYU vs. Utah men's basketball game will take place Tuesday, Jan. 11, prior to the BYU vs. Montana State-Billings game. Distribution begins at 5 p.m. at the northeast entrance of the Marriott Center. This year's BYU-Utah game is a nationally televised ESPN Big Monday contest starting at 10 p.m. on Jan. 31. Students may pick up one ticket with a BYU All-Sport Card and may carry up to two All-Sport Cards. Any remaining student tickets not distributed Tuesday will be available to All-Sport Card holders at the BYU Ticket Office during regular business hours while supplies last. Students will not be able to attend the BYU-Utah game without obtaining a ticket.

COUGAR QUICK HITS

- The 10 BYU players averaging double-digit minutes this season include six sophomores, three seniors and one freshman. Of BYU's freshmen top-20 signing class, only F/C Chris Miles is currently playing (11.5 minutes). Both David Burgess (ankles) and Trent Plaisted (knees) are currently out while top guard prospect and Arizona Player of the Year Lee Cummard has not been with the Cougars this season after opting to serve an LDS Church mission. After returning early, he will join the Cougars next season.
- Senior guard Mike Hall leads BYU in scoring at (13.7 ppg). Sophomore guard Mike Rose adds 9.7 ppg and senior center Jared Jensen contributes 9.5 ppg. Sophomore swingman Keena Young leads BYU in rebounding (5.7 rpg) while sophomore center Derek Dawes and sophomore forward Garner Meads both add 5.1 rpg.

BYU GAME #16 FAST FACTS

BYU COUGARS (5-10, 0-1 MWC) VS. MONTANA STATE-BILLINGS (8-4, 0-3 PACWEST)

TUESDAY, JAN. 11, 2005
 MARRIOTT CENTER (22,700)
 PROVO, UTAH 7:05 p.m. MST

Coaches: .BYU, Steve Cleveland (134-97 in eighth season; same overall)
 .MSUB, Craig Carse (174-85 in 10th season; 257-127 in 14th year overall)
 Series: . . . First meeting
 TV:None
 Radio:KSL 1160, BYU Sports Network (Greg Wrubell calls play-by-play with Mark Durrant adding commentary)
 Web:Live audio and live stats are available at byucougars.com/basketball_m/ (select 2004-05 schedule)

BYU'S PROJECTED STARTERS:

POS. #	NAME	HT.	WT.	YR.	HOMETOWN / LAST TEAM	PPG	RPG	NOTE
F/C 54	Chris Miles	6-11	235	Fr.	Provo, UT / Timpview HS	2.3	2.1	Freshman made second start vs. SDSU on Saturday
F 52	Jared Jensen	6-9	250	Sr.	West Haven, UT / Fremont HS	9.5	3.8	Makes team-best 59 percent of his field goal attempts
G 1	Mike Hall	6-3	205	Sr.	San Bernardino, CA / Dixie State College	13.7	4.0	Top returning scorer; 2004 MWC Defender of the Year
G 2	Mike Rose	6-2	185	So.	Houston, TX / Spring Woods HS	9.7	1.9	Leads team with 35 three-pointers and .438 3-FG %
G 13	Austin Ainge	6-2	180	So.	Gilbert, AZ / Highland HS	9.3	2.8	Started the last 7 games; adds 3.3 assists per game

BYU OFF THE BENCH:

POS. #	NAME	HT.	WT.	YR.	HOMETOWN / LAST TEAM	PPG	RPG	NOTE
F 3	Keena Young	6-6	205	So.	Beaumont, TX / South Plains College	6.0	5.7	Transfer leads the team in rebounds per game
F 4	Joshua Burgess	6-8	230	Jr.	Irvine, CA / Irvine Valley College	0.0	1.0	Saw only action with late time vs. Southern Utah
G 10	Terry Nashif	5-10	165	Sr.	Vancouver, WA / Evergreen HS	1.9	1.5	Senior captain adds 2.1 assists per game; has 14 career starts
G 12	Brock Reichner	6-4	205	Jr.	Provo, UT / Salt Lake Community College	1.0	0.3	Walkon transfer has appeared in 3 games in late action
G 20	Sam Burgess	6-3	190	So.	Alpine, UT / Snow College	2.3	0.8	Returned in May from 2-year Church mission to Spokane
G/F 23	Jimmy Balderson	6-6	200	So.	Magrath, Alberta / Magrath HS	5.1	0.6	Came out of planned redshirt year in BYU's fifth game
F 41	Garner Meads	6-8	225	So.	Salt Lake City, UT / Brighton HS	5.0	5.1	Has missed five games due to injury, 12 minutes vs. SDSU
C 43	Derek Dawes	6-11	265	So.	Salt Lake City, UT / Cottonwood HS	4.9	5.1	Limited time (shoulder injury) in last outing vs. SDSU

OUT - WILL NOT PLAY:

C 34	David Burgess	6-10	265	Fr.	Irvine, CA / Woodbridge HS	0.0	0.0	Out for season (ankles)
F 44	Trent Plaisted	6-11	220	Fr.	San Antonio, TX / Clark HS	1.6	0.6	Out indefinitely (knees)



MSU-BILLINGS QUICK FACTS**GENERAL INFO**

Location: Billings, Mont.
 Founded: 1927
 Enrollment: 4,669
 Nickname: Yellowjackets
 Colors: Cobalt Blue and Yellow
 Home Arena: Alterowitz Gymnasium (3,500)
 Conference: Pacific West
 Athletic Director: Dr. Gary Gray

BASKETBALL INFO

Head Coach: Craig Carse
 Alma Mater: Bethany
 Best time to call: mornings
 Office Phone: (406) 657-2371
 Overall Record (Years): 257-127 (14th year)
 Record at School (Years): 174-85 (10th year)
 Assistant Coaches: Brent Montague, David Carse

2003-2004

Overall Record: 17-10
 Conference Record/Finish: 7-8/4th
 Final Ranking/Post Season Finish: None

2004-2005

Letterman Returning/Lost: 4/5
 Starters Returning/Lost: 2/3

STARTERS RETURNING

Buddy Windy Boy (G, 6-6, Jr.) 11.9 ppg., 3.1 rpg.
 Cameron Munoz (G, 6-3, Jr.) 20.3 ppg., 2.8 rpg.

SERIES HISTORY

Series Record: First Meeting

MEDIA RELATIONS

Basketball Contact: Travis Elam
 Office: (406) 657-2100
 Home: (406) 690-3314
 Email: telam@msubillings.edu
 Fax: (406) 657-2919
 Web Site: www.msubillings.edu/athletics

LOOKING AT MONTANA STATE-BILLINGS

The Division II Yellowjackets are currently 8-4 on the season, including a 1-3 mark on the road and a 90-58 loss to BYU opponent Chaminade. Senior forward Justin Hassell leads MSU-Billings in both points per game (17.4) and rebounds per game (7.8) after spending last season on the sidelines with a medical redshirt. Cameron Munoz, a 6-3 sophomore guard, also adds 17.4 points per game and has made a team-best 90 percent of his free throws on the year (36-40). Junior guard Buddy Windy Boy and freshman forward Lucas Walker contribute 15.8 and 14.1 points respectively. Walker is also second on the team in rebounding with 6.3 per game while 6-4 sophomore forward Cody Samuelson is third, pulling down 6.0 boards per outing. Freshman forward Jonathan Wiley leads the Yellowjackets in field goal percentage with a .553 (26-47) mark while Windy Boy is tops from three-point range with a 49.5 percent efficiency (47-95), which ranks fifth in the nation among Division II teams. As a team, MSU-Billings averages 88.1 points per game while shooting 43.8 percent from field goal range, including 36.6 percent from beyond the arc, and 73.9 percent from the free-throw line. The Yellowjackets allow their opponents to score 84.7 points per game on 45.9 percent field goal shooting, 36.3 percent three-point shooting and 70.9 percent shooting from the line. Opponents out-rebound MSU-Billings 42.5 to 36.6 rebounds per game. Head coach Craig Carse is 176-85 in his tenth season with the Yellowjackets. Under Carse, MSU-Billings has won seven national Division II three-point titles and five national Division II scoring titles. As of the last national rankings (released Jan. 2), the Yellowjackets were ranked third in the nation in three-point field goals made per game (11.1) and fifth in scoring offense (94.8 points per game) among Division II teams.

YELLOWJACKETS COMING OFF THREE LOSSES IN HAWAII

HILO, HAWAII - The Montana State-Billings men's basketball team has probably never been as happy to say aloha to Hawaii as they were after Saturday's 106-85 loss at Hawaii-Hilo. The Yellowjackets dropped all three of their PacWest Conference games in Hawaii this week, falling to 8-4 overall and 0-3 in the PacWest. Twenty-fifth ranked Hawaii-Hilo improved to 15-1 on the season and 3-1 in conference play. MSU-Billings was outscored by an average of 22.7 points a game on the trip. Despite scoring 85 points on Saturday, the Jackets still managed to average just 68.0 points through the three games. They entered the week averaging a lofty 94.8 points. The result of Saturday's game wasn't in doubt by the ten minute mark of the first half. Hawaii-Hilo's Brian Graham hit one of his five 3-pointers at the 14:11 mark to give the Vulcans an 11 point lead. UH-Hilo stretched its lead to 21 with 9:03 to play in the half and built it to 64-39 by the break. The first 10 minutes of the second half didn't treat the Yellowjackets any kinder as the Vulcans increased their lead to 41 at 9:04 with 10:21 to play. UH-Hilo led by as many as 42 before the Yellowjackets cut into the deficit over the final six minutes. Six of the Jackets' 13 3-pointers came during that span. Justin Hassell (Sr., Brooklyn, NY) led the Yellowjackets with 19 points before fouling out with more than 10 minutes to play. Carlin Hughes (Fr., Perth, Western Australia) added 17 points and was 5-of-10 from behind the arc. Buddy Windy Boy (Jr., Lodge Grass, MT) finished with 11 points and a team-high four assists. Cody Samuelson (So., Broadus, MT) came off the bench to net nine points for MSU-Billings. Jonathan Wiley (So., Westlake Village, CA) added eight points. Freshman Drew Arnold (Tempe, AZ) led the team with five rebounds and had six points. MSU-Billings was out rebounded 40-23. Five players scored in double figures for Hawaii-Hilo. Skip Esene led all players with 24 points on 9-of-14 shooting. He also grabbed a game-high eight rebounds. Brian Graham finished with 19 points, and Alex Graham added 12. Alex Cabagnot and Steven McMaryion each finished with 11 points.

MONTANA STATE-BILLINGS' POSSIBLE STARTERS

Pos.	#	Name	Ht.	Yr.	PPG	RPG
F	01	Hassell, Justin	6-5	Sr.	17.4	7.8
F	21	Wiley, Jonathan	6-6	Fr.	7.2	5.3
F	04	Walker, Lucas	6-8	Fr.	14.1	6.3
G	05	Windy Boy, Buddy	6-6	Jr.	15.8	2.9
G	23	Munoz, Cameron	6-3	So.	17.4	2.0

SERIES NOTES

Tuesday's game is the first meeting between the Cougars and Yellowjackets.

2004-05 BYU NUMERICAL ROSTER

NO.	NAME	POS.	HT.	WT	YR.	HOMETOWN (PREVIOUS SCHOOL)
1	Mike Hall	G/F	6-3	205	Sr.	TR-1L San Bernardino, CA / Dixie State College
2	Mike Rose	G	6-2	185	So.	1L Houston, TX / Spring Woods HS
3	Keena Young	F	6-6	205	So.	TR Beaumont, TX / South Plains College
4	Joshua Burgess	F	6-8	230	Jr.	TR-RS Irvine, CA / Irvine Valley College
10	Terry Nashif	G	5-10	165	Sr.	3L Vancouver, WA / Evergreen HS
12	Brock Reichner	G	6-4	205	Jr.	TR Provo, UT / Salt Lake Community College
13	Austin Ainge	G	6-2	180	So.	RS-1L Gilbert, AZ / Highland HS
20	Sam Burgess	G	6-3	190	So.	TR Alpine, UT / Snow College
23	Jimmy Balderson	G	6-6	200	So.	1L Magrath, Alberta / Magrath HS
34	David Burgess	C	6-10	265	Fr.	HS Irvine, CA / Woodbridge HS
41	Garner Meads	F	6-8	225	So.	RS-1L Salt Lake City, UT / Brighton HS
43	Derek Dawes	C	6-11	275	So.	1L-RS Salt Lake City, UT / Cottonwood HS
44	Trent Plaisted	F	6-11	220	Fr.	HS San Antonio, TX / Clark HS
52	Jared Jensen	F/C	6-9	250	Sr.	3L West Haven, UT / Fremont HS
54	Chris Miles	F	6-11	235	Fr.	HS Provo, UT / Timpview HS

Head Coach: Steve Cleveland, UC Irvine, 1976
 Associate Head Coach: Dave Rose, Houston, 1983
 Assistant Coaches: Andy Toolson, BYU, 1990; John Wardenburg, BYU, 1986
 Director of Basketball Operations: Walter Roese, BYU-Hawaii, 1994
 Team Trainer: Robert Ramos, BYU, 1995

PRONUNCIATION GUIDE

TERRY NASHIF
 NASH-if

TRENT PLAISTED
 PLAY-sted

BROCK REICHNER
 RICH-ner

KEENA YOUNG
 KEY-nah

WALTER ROESE
 row-EESE

ROBERT RAMOS
 RAY-mus

SEASON / CAREER HIGHS

#	PLAYER	POINTS	REBOUNDS	ASSISTS
1	HALL, Mike <i>Career:</i>	23 vs. California, at Weber State <i>same</i>	9 vs. Boise State <i>same</i>	5 vs. Chaminade, vs. Boise State <i>same</i>
2	ROSE, Michael <i>Career:</i>	26 vs. Santa Clara <i>same (also vs. Southern Utah (2003))</i>	6 vs. San Diego State <i>same</i>	5 vs. Santa Clara <i>6 vs. Southern Utah (2003)</i>
3	YOUNG, Keena <i>Career:</i>	14 vs. Chaminade, at Weber State <i>same</i>	10 vs. North Carolina, NC State <i>same</i>	4 at Weber State <i>same</i>
4	BURGESS, Joshua <i>Career:</i>	- <i>-</i>	1 vs. Southern Utah <i>same</i>	vs. Southern Utah <i>same</i>
10	NASHIF, Terry <i>Career:</i>	8 vs. California <i>11 at San Diego State (2003)</i>	8 vs. California <i>same</i>	10 at USC <i>same</i>
12	REICHNER, Brock <i>Career:</i>	3 vs. Southern Utah <i>same</i>	1 vs. Southern Utah <i>same</i>	1 vs. Southern Utah <i>same</i>
13	AINGE, Austin <i>Career:</i>	21 vs. Utah State (12/18/04) <i>same</i>	7 vs. Santa Clara <i>same</i>	8 vs. NC State <i>same</i>
20	BURGESS, Sam <i>Career:</i>	8 vs. Chaminade <i>same</i>	3 vs. Chaminade <i>same</i>	1 vs. Stanford, at Saint Mary's <i>same</i>
23	BALDERSON, Jimmy <i>Career:</i>	22 at USC <i>same</i>	2 vs. Boise State <i>7 vs. vs. Fort Lewis (2002)</i>	4 at USC <i>same</i>
34	BURGESS, David <i>Career:</i>	- <i>-</i>	- <i>-</i>	- <i>-</i>
41	MEADS, Garner <i>Career:</i>	10 at USC, at Weber State <i>19 vs. San Diego State (2004)</i>	10 vs. Washington State <i>same - also vs. Wyoming (2004)</i>	2 vs. Boise State, vs. Washington State <i>same</i>
43	DAWES, Derek <i>Career:</i>	10 vs. Chaminade, at USC, vs. SUU <i>same</i>	10 vs. Stanford <i>same</i>	1 [five times] last vs. Santa Clara <i>2 vs. Wyoming (2/15/01)</i>
44	PLAISTED, Trent <i>Career:</i>	2 vs. North Carolina <i>same</i>	4 vs. Stanford <i>same</i>	1 vs. North Carolina <i>same</i>
52	JENSEN, Jared <i>Career:</i>	23 vs. Santa Clara <i>same</i>	7 at Saint Mary's, vs. San Diego State <i>10 (3 times-Creighton, CSUN, CSU)</i>	3 at Weber State <i>same (also at San Diego State)</i>
54	MILES, Chris <i>Career:</i>	12 vs. Santa Clara <i>same</i>	5 vs. UNC, Utah State, SDSU <i>same</i>	3 vs. Southern Utah, vs. Santa Clara <i>same</i>



BYU MARGIN OF VICTORY/DEFEAT WINS

	LOSSES
1 point	1
2 points	2
3 points	1
4 points	1
5 points	2
6 points	1
7 points	1
8 points	1
9 points	1
10 points	1
11 points	1
12 points	1
13 points	2
14 points	1
15 points	1
16-19 points	1 (18)
20-24 points	1 (21) 2 (21,22)
25-29 points	1 (25)
30-plus points	1 (36)

CURRENT BYU WIN/LOSS STREAKS ...

At home	0-1
On the road	0-1
On a neutral floor	0-1
At home vs. Nonconference	2-0
At home vs. MWC	0-1
On the road vs. Nonconference	0-1
On the road vs. MWC	3-0
On a neutral floor vs. Nonconference	0-1
On a neutral floor vs. MWC	0-1
at regular season tournament	1-0
at MWC Tournament	0-1
at NCAA Tournament	0-5
at NIT	0-1

BYU'S 2004-05 RECORD WHEN ...

At home	3-4
On the road	1-3
On a neutral floor	1-3
On Television	1-8
On CBS	0-0
On ESPN	0-0
On ESPN2	0-1
On ESPN+Plus	0-0
On ABC	0-0
On SportsWest	0-3
On other local broadcast TV	1-4
On Monday	0-1
On Tuesday	1-3
On Wednesday	2-1
On Thursday	1-0
On Friday	1-0
On Saturday	0-5
Coming off a win	2-3
Coming off a loss	3-6
Had two or more days between last game	3-9
Had only one day between last game	1-0
Playing the next day after a game	1-1
BYU scores 100 or more points	0-0
BYU scores between 90-99 points	1-0
BYU scores between 80-89 points	1-1
BYU scores between 70-79 points	3-0
BYU scores between 60-69 points	0-3
BYU scores below 60 points	0-6
Opponent scores 90 or more points	0-0
Opponent scores between 80-89 points	0-3
Opponent scores between 70-79 points	3-2
Opponent scores between 60-69 points	1-2
Opponent scores between 50-59 points	2-1
Opponent scores below 50 points	0-1
BYU leads at half	4-2
Opponent leads at half	0-7
Score tied at half	1-1
BYU leads with 5 minutes left	5-1
Opponent leads with 5 min. left	0-9
Score tied with 5 minutes left	0-0
BYU leads with 1 minute left	5-1
Opponent leads with 1 min. left	0-9
Score tied with 1 minute left	0-0
Game goes into overtime	0-0
BYU shoots 50 % or better	3-0
Opponent shoots 50 % or better	0-1
BYU outshoots opponent	5-1
Opponent outshoots BYU	0-9
BYU outrebounds opponent	3-4
Opponent outrebounds BYU	2-6
BYU and opponent tie in rebounds	0-0
vs. top-25 ranked opponent	0-2
vs. 2004 conference champions	0-3
vs. 2004 postseason teams	1-6

BYU's LAST OUTING - COUGARS FALL TO SDSU IN HEARTBREAKER

PROVO, Utah (Jan. 8, 2005) – BYU's men's basketball team lost to the San Diego State Aztecs 59-57 on the final shot to open Mountain West Conference play Saturday in the Marriott Center. The Cougars started the game strong with a lot of energy, jumping on the Aztecs with a 10-0 run. Behind quick scoring from senior Mike Hall and aggressive play from freshman Chris Miles, BYU took control of the game early, leading 28-19 at the half. However, with turnovers plaguing the Cougars in the second half and almost no offense in critical situations, SDSU clawed their way back to take the lead 42-40 with 10:31 remaining in the game. "We didn't have a real good offense tonight," BYU head coach Steve Cleveland said. "It's unfortunate that we didn't score more." BYU closed the gap, but crucial mistakes resulting in turnovers by the Cougars in the waning moments allowed SDSU to capitalize. With one second left and the scored tied at 57, the Aztecs' Chris Walton hit the falling away game-winning shot. "The players are hurting and if you've never played the game, you won't understand," Cleveland said. Hall led the Cougars in scoring with 16 points, while Jared Jensen added 10. Five different Cougar players had six or more rebounds; Jensen (7), Hall (6), Mike Rose (6), Austin Ainge (6), and Garner Meads (6), contributing to a season-high total of 47. Until this game, BYU had been 5-0 when leading with five minutes remaining in the game. "What you'll remember from this game is the mistakes in the last minutes," Cleveland said. With the loss BYU falls to 5-10 on the season while the Aztecs move to 7-7. BYU next plays Montana State-Billings to finish out non-conference action January 11 at 7 p.m. in the Marriott Center.

BYU STARTING LINEUPS

Opponent	(1)	(2)	(3)	(4)	(5)
v. North Carolina	Nashif	Rose	Hall	Meads	Jensen
v. Stanford	Nashif	Rose	Hall	Meads	Jensen
v. Chaminade	Nashif	Rose	Hall	Young	Jensen
California	Nashif	S. Burgess	Hall	Young	Jensen
at Utah State	Nashif	Hall	Young	Meads	Jensen
at USC	Ainge	Hall	Young	Meads	Jensen
Boise State	Nashif	Hall	Balderson	Meads	Jensen
v. Washington St	Nashif	Hall	Balderson	Meads	Jensen
Utah State	Ainge	Hall	Balderson	Meads	Dawes
NC State	Ainge	Hall	Young	Miles	Jensen
at Weber State	Ainge	Hall	Young	Jensen	Dawes
Southern Utah	Ainge	Rose	Hall	Young	Jensen
Santa Clara	Ainge	Hall	Young	Jensen	Dawes
at Saint Mary's	Ainge	Hall	Young	Jensen	Dawes
San Diego State	Ainge	Rose	Hall	Miles	Jensen

STARTING LINEUP RECORDS (11 different lineups)

RECORD	(1)	(2)	(3)	(4)	(5)
0-2	Nashif	Rose	Hall	Meads	Jensen
1-0	Nashif	Rose	Hall	Young	Jensen
0-1	Nashif	S. Burgess	Hall	Young	Jensen
0-1	Nashif	Hall	Young	Meads	Jensen
0-1	Ainge	Hall	Young	Meads	Jensen
1-1	Nashif	Hall	Balderson	Meads	Jensen
0-1	Ainge	Hall	Balderson	Meads	Dawes
0-1	Ainge	Hall	Young	Miles	Jensen
2-1	Ainge	Hall	Young	Jensen	Dawes
1-0	Ainge	Rose	Hall	Young	Jensen
0-1	Ainge	Rose	Hall	Miles	Jensen

2004-05 RECORD WHEN ...

Mike Hall starts	5-10 (15 starts)
Jared Jensen starts	5-9 (14 starts)
Keena Young starts	4-5 (9 starts)
Austin Ainge starts	3-5 (8 starts)
Terry Nashif starts	2-5 (7 starts)
Garner Meads starts	1-6 (7 starts)
Mike Rose starts	2-3 (5 starts)
Derek Dawes starts	2-2 (4 starts)
Jimmy Balderson starts	1-2 (3 starts)
Chris Miles starts	0-2 (2 starts)
Sam Burgess starts	0-1 (1 start)





2004-05 MWC STANDINGS

Team	MWC	Overall
New Mexico	1 0 1.000	14 2 .875
Air Force	1 0 1.000	10 5 .667
San Diego State	1 0 1.000	7 7 .500
Utah	0 0 .000	12 3 .800
UNLV	0 0 .000	7 5 .583
Colorado State	0 1 .000	8 6 .571
Wyoming	0 1 .000	7 6 .538
BYU	0 1 .000	5 10 .333

As of January 9, 2005 at 1:26 a.m. MT

UPCOMING SCHEDULE:

Monday, Jan. 10
UNLV at UTAH (ESPN)
IPFW at WYOMING

BYU TOPS MWC IN ATTENDANCE

BYU led the Mountain West Conference in attendance and was ranked 11th nationally in home attendance after averaging 15,300 in 13 home games in 2003-04. The prior season in 2002-03, BYU averaged the 17th largest crowd in the nation overall at 14,468 and had the nation's largest percentage increase over the prior season (during the 2002 Olympic Games hosted in Salt Lake City). Last year BYU had a season-high 22,718 attendance vs. Utah, the largest crowd since 1992 and the 21st largest crowd ever in the Marriott Center.

BYU BASKETBALL ON KSL NEWSRADIO 1160

The "Voice of the Cougars" is KSL Newsradio 1160's Greg Wrubell. He is in his ninth season as the play-by-play voice of BYU basketball. Wrubell, also the voice of BYU football, is joined by color analyst Mark Durrant, a four-year BYU basketball letterman who graduated in 1995 as a three-time Academic All-WAC forward, or Brian Santiago, who was the WAC assist and three-point percentage leader at Fresno State. Durrant has been part of the KSL broadcast team for eight years while Santiago is in his fourth year providing analysis for select games. Stations on the Cougar Sports Network include:

Salt Lake City, Utah (Flagship) KSL 1160 AM
St. George, Utah KDXU 890 AM
Manti/Delta, Utah KMGR 95.7 FM
Idaho Falls, Idaho KSSL 1260 AM
Also, listen online at KSL.com

BYU COACHES ON KSL EACH WEEK ...

Coaches Corner with Steve Cleveland
The Steve Cleveland Show
Cougar Hoops Weekly with Dave Rose



"Voice of the Cougars"
Greg Wrubell

Mondays at 8:45 a.m.
Wednesdays 6-7 p.m.
Thursdays 6-7 p.m.

FREE THROW STREAK

The Cougars set a school record by making 33 consecutive free throws until finally misfiring against San Diego State. BYU set a single-game record to start the streak by making 24 straight free throws against Santa Clara on Dec. 31. The 33 straight free throws spanned three games.

MODEL OF EFFICIENCY

Jared Jensen has made 19 straight free throws over the last six games. The BYU individual record for consecutive free throw made is 32 by Mike Smith in 1989. Jared Jensen has also made 26 of his last 37 field goal attempts (.703). On the season Jensen leads the team in both categories, shooting .588 from the floor and .875 from the line.

GOING TO THE BOARDS

Jared Jensen's seven rebounds against San Diego State gave him back-to-back season-high rebounding performances. He also had seven rebounds at Saint Mary's. In the first 12 games of the season, Jensen averaged 3.2 rebounds but over the last three games he is averaging 6.3 rebounds per game. Six BYU players had five or more rebounds against San Diego State, which contributed to BYU's season-high 47 rebounds.

CONFERENCE TITLES

BYU has won two regular season MWC titles (2001 and 2003) and one MWC Tournament crown (2001) during the five years of the Mountain West Conference. BYU finished second in the regular season this year and was the 2000 MWC Tournament runner-up.

MWC SUCCESS

With BYU's 10-4 conference record last year, Steve Cleveland now has the most MWC wins of any coach. He passed Wyoming's Steve McClain last season and now has 45 MWC wins compared to McClain's 41.



Steve Cleveland is in his eighth year at the helm of the Cougars in 2004-05. During his tenure at BYU, Cleveland has proven to be a first-rate recruiter, an excellent coach and player developer, and above all, a winner.

Cleveland has guided BYU to five straight postseason appearances and four 20-win seasons in the last five years. Only three other BYU coaches have ever achieved more 20-win seasons. He was recognized as the Mountain West Conference's top strategist in the 2004 Street & Smith College Basketball Preview. He was honored as the MWC Coach of the Year in 2002-03,

as voted by the league's coaches and media members, after guiding BYU to a share of the MWC regular season title and a 23-9 record.

In 2003-04, Cleveland coached the Cougars to a 76-71 win over then No. 25 and 2004 Final Four team Oklahoma State in the Delta Center. The Cougars finished second in the Mountain West Conference and advanced to the NCAA Tournament before losing 80-75 to defending national champion Syracuse. In 2002-03, Cleveland's team finished 23-9 and tied for the MWC title before earning an NCAA invite. In 2001-02, Cleveland coached BYU to a win over No. 13 Stanford and advanced to the second round of the NIT despite having lost four starters and six of his top seven players from the prior season. In 2000-01, Cleveland guided BYU to its first NCAA tournament bid since 1995, its first conference regular season title since 1993 and its first conference tournament championship since 1992. While rebuilding a program that finished 1-25 before his arrival, he has posted records of 9-21, 12-16, 22-11, 24-9, 18-12, 23-9 and 21-9. The 1999-2000, 2000-2001 and 2002-03 seasons all rank among the school's best years ever in terms of wins. In fact, since BYU's first season in 1903, only five BYU teams have ever recorded more wins than the 24-9 team in 2000-01.

Cleveland has brought the magic of the Marriott Center back in Provo. BYU averaged 15,300 fans in 2003-04, including the largest crowd (22,718) since 1992, to rank 11th nationally. BYU had the nation's largest percentage increase in attendance in 2003. The Cougars owned the nation's longest homecourt victory streak for much of the 2002 and 2003 seasons until it finally ended at 44 games. BYU has won 62 of its last 63 games at home, including unbeaten seasons in 2001, 2002 and 2004.

Cleveland's teams have traditionally been prepared to play their best at the end of the season. BYU ended the 2003-04 season on a nine-game winning streak through February and March until losing in the MWC semifinal game, earning its third NCAA bid in the last four years. BYU has been to the post-season five straight years. In 2001-02 BYU won in the first round of the NIT before losing at eventual NIT champion Memphis. In 2000-01, BYU won five straight games on the road to secure a share of the MWC regular season title and earn the automatic NCAA bid by claiming the MWC Tournament in Las Vegas. The Cougars won six of their last eight games the prior season, including two MWC tournament wins and two NIT victories. In Cleveland's first year, BYU completed a rare sweep of No. 15 New Mexico and UTEP on the road to earn a WAC tournament berth. The road sweep of New Mexico and UTEP was the first for BYU since 1990-91 and the 83-62 upset of nationally ranked New Mexico in the Pit ended the Lobos' 41-game home winning streak. In Cleveland's second season the Cougars had a blowout win over UTEP before a 90-74 conference tournament upset victory over TCU to achieve BYU's first conference tournament win since 1994.

Cleveland's teams have advanced to the finals of the MWC tournament in two of the five seasons the event has been played, winning the title in 2001.

As a recruiter, Cleveland has made a similar impact on BYU's program. Cleveland's recruits have proven they are not only committed to Cleveland's vision but also are the kind of players to help make that vision a reality in Provo. Cleveland and his staff have been able to attract top talent and develop them into better players.

Cleveland's recruits have been honored with a string of conference newcomer or major awards in their first seasons at BYU. Eight players have been honored in Cleveland's seven years as the Cougar coach, including five who have been singled out as either the conference newcomer or freshman of the year. The last two years Rafael Araujo was named the Newcomer of the Year by the conference media members in a poll conducted by the Las Vegas Review-Journal (the MWC no longer has such an award) and Mike Hall was named MWC Defensive Player of the Year. Listed below is the list of award winners in their first season at BYU.

- Mike Hall (2003-2004 Defensive Player of the Year; All-MWC Third Team)
- Rafael Araujo (2002-2003 Newcomer of the Year by MWC media poll)
- Jared Jensen (2001-2002 MWC Co-Freshman of the Year)
- Trent Whiting (2000-2001 MWC Newcomer Team, 2nd Team All-MWC)
- Terrell Lyday (1999-2000 MWC Newcomer of the Year; All-Tournament Team)
- Mark Bigelow (1998-99 WAC Freshman of the Year; Newcomer Team, 2nd Team All-WAC)
- Mekeli Wesley (1997-98 WAC Newcomer Team)
- Ron Selleaze (1997-98 WAC Newcomer of the Year; Newcomer Team, 2nd Team All-WAC)

In October 2001, Cleveland signed a multi-year contract extension with BYU. Before taking the helm with the Cougars on March 11, 1997, Cleveland compiled a 157-77 record at Fresno City College in Fresno, Calif. Cleveland was named coach of the year two times while at FCC and led the Rams to post-season playoffs in each of his seven seasons in Fresno. Cleveland coached 10 years at Fresno's Clovis West High School, compiling a 180-70 record.

PLAYING CAREER

Cleveland played college basketball at UC Irvine and was the Anteaters' MVP and leading scorer his senior season in 1975-76. Prior to attending UC Irvine, Cleveland was Fresno City College's Most Outstanding Player in 1973-74. Cleveland received a B.A. degree in social science from UC Irvine in 1976, and received a Master's in education administration from Fresno Pacific in 1979.

PERSONAL

Cleveland, 52, was born in the Los Angeles area and spent most of his life in Fresno, Calif. He served a full-time mission for the Church of Jesus Christ of Latter-day Saints to England from 1971-73. Cleveland was the first head basketball or football coach at BYU to have served a church mission. Cleveland and his wife Kip have three children: sons Casey and Skyler and daughter Katie.

CLEVELAND'S BYU LEDGER

BRIGHAM YOUNG UNIVERSITY						
Year	W	L	Pct.	Conference	Conf. Tourney	NCAA/NIT
2004-2005	5	10	.333	0-1		
2003-2004	21	9	.700	10-4 (2nd MWC)	1-1	0-1 NCAA
2002-2003	23	9	.719	11-3 (T-1st MWC)	1-1	0-1 NCAA
2001-2002	18	12	.600	7-7 (T-4th MWC)	0-1	1-1 NIT
2000-2001	24	9	.727	10-4 (T-1st MWC)	3-0	0-1 NCAA
1999-2000	22	11	.667	7-7 (sixth MWC)	2-1	2-1 NIT
1998-1999	12	16	.429	6-8 (fifth WAC)	1-1	
1997-1998	9	21	.300	4-10 (sixth WAC)	0-1	
Totals	134	97	.580	55-44 (.556)	8-6 (.571)	3-5 (.375)





MIKE HALL

6-3 • 205 • senior • guard
San Bernardino, Calif.

HALL LATELY: Currently leads the Cougars in scoring at 13.7 ppg ... Led the Cougars with 16 points vs. San Diego State while going a perfect 8-for-8 from the line ... Scored team-high 12 points at Saint Mary's ... He was 5-of-7 vs. Southern Utah while scoring 12 points ... Equaled his career-high with 23 points at Weber State, making a career-best 5 threes (5-7) and 9 field goals (9-12) ... Hall led BYU with 18 points vs. NC State ... Scored a team-leading 21 points on 58 percent (7-12) shooting while pulling down a career-high nine rebounds against Boise State ... Contributed 13 points at USC, including three buckets from behind the arc ... Recorded a team-high 19 points at Utah State, including 3-6 (.500) from behind the three-point line ... Achieved career-high 23 points vs. California, scoring the team's final 12 points ... Was out with an injured ankle the week leading up to the season opener ... Averaged 10.3 ppg at the Maui Invitational but lacked usual explosiveness while recovering from injury ... Dished out career-high 5 assists vs. Chaminade.

NOTING HALL: A 6-foot-3 guard from San Bernardino, Calif., Hall is an MWC Player of the Year candidate as a senior ... He earned MWC Defensive Player of the Year honors and All-MWC Third Team last year ... He is BYU's top returning scorer with the departure of NBA lottery pick Rafael Araujo and four-year starter Mark Bigelow ... Hall joined BYU as a junior from Dixie State College, where he was a first-team NJCAA All-American and Scenic West Athletic Conference and NJCAA Region 18 Player of the Year ... Hall began his college career at Pepperdine University in 2000-2001, playing 18 games for Jan van Breda Kolf in his final season coaching the Waves ... Last year filled the position vacated by graduated All-MWC guard Travis Hansen, who was selected by the Atlanta Hawks in the 2003 NBA Draft ... An unselfish, team-oriented player, Hall is an aggressive, slashing offensive scorer, solid rebounder and strong defender ... Last year he had 20 double-figure scoring games, including nine of the last 11 outings ... BYU was 15-5 when he scores in double digits ... Against Syracuse in the NCAA Tournament he had 17 points on 6-of-9 shooting, including 3-of-3 treys, while equaling his season high of 4 assists ... Against the Orangemen he not only hit from long range but had two head-turning dunks, including an ally-oop from Luiz Lemes ... He led BYU with 21 points on 8-of-10 shooting vs. Utah ... His dunk over MWC Co-Player of the Year Nick Welch of Air Force was the ESPN Play of the Day ... He had 16 points vs. New Mexico while holding Danny Granger to 9 points and 3 rebounds (Granger came in averaging 21 and 9) ... He shot 50 percent or better in 17 games .. Scored career-high 22 points vs. Weber State on 8-of-12 shooting.

PERSONAL: Born August 1982 in San Bernardino, Calif. ... parents are Clarence and Sharon Hogue ... brother Marcus Hall ... three-year-old son named Elijah Michael ... said he chose BYU because of good coaches, perfect fit for his position, good school, great community and fan support ... said the most influential people in his sports career are his stepfather and mother ... recreation management major.

Mike Hall – 2004-05 Game-by-Game

Opponent	Date	GS	Min	TOTAL			3PTS			REBOUNDS			PF	FO	A	TO	Blk	Stl	Pts	Avg					
				FG	FGA	Pct	3FG	FGA	Pct	FT	FTA	Pct									Off	Def	Tot		
vs North Carolina	11-22-04	*	25	4	15	.267	2	8	.250	0	2	.000	1	3	4	4.0	4	0	0	4	1	10	10.0		
vs Stanford	11-23-04	*	33	2	8	.250	1	3	.333	2	2	1.000	2	4	6	5.0	3	0	2	1	0	1	7	8.5	
vs Chaminade	11-24-04	*	38	5	12	.417	2	5	.400	2	2	1.000	3	3	6	5.3	0	0	5	1	0	4	14	10.3	
CALIFORNIA	11-27-04	*	37	8	18	.444	3	7	.429	4	5	.800	3	1	4	5.0	1	0	2	0	0	3	23	13.5	
at Utah State	12-01-04	*	39	7	16	.438	3	6	.500	2	2	1.000	2	3	5	5.0	1	0	3	1	1	1	19	14.6	
at USC	12-04-04	*	33	5	13	.385	3	7	.429	0	1	.000	1	1	2	4.5	2	0	1	3	0	1	13	14.3	
BOISE STATE UNIVERSITY	12-08-04	*	38	7	12	.583	2	3	.667	5	6	.833	2	7	9	5.1	2	0	5	1	0	0	21	15.3	
vs Washington State University	12-11-04	*	36	1	10	.100	1	6	.167	0	0	.000	0	1	1	4.6	4	0	2	3	0	2	3	13.8	
UTAH STATE	12-18-04	*	22	1	4	.250	0	2	.000	2	2	1.000	1	3	4	4.6	0	0	1	3	0	0	4	12.7	
NORTH CAROLINA STATE	12-21-04	*	30	7	17	.412	1	5	.200	3	4	.750	0	4	4	4.5	3	0	3	0	0	3	18	13.2	
at Weber State	12-23-04	*	35	9	12	.750	5	7	.714	0	0	.000	1	1	2	4.3	2	0	4	3	0	2	23	14.1	
SOUTHERN UTAH UNIVERSITY	12-26-04	*	29	5	7	.714	1	3	.333	1	2	.500	2	2	4	4.3	1	0	3	2	0	0	12	13.9	
SANTA CLARA	12-31-04	*	37	3	7	.429	1	3	.333	3	3	1.000	0	1	1	4.0	4	0	2	3	1	2	10	13.6	
at Saint Mary's (CA)	01-04-05	*	35	5	10	.500	2	4	.500	0	0	.000	0	2	2	3.9	2	0	1	1	0	0	12	13.5	
SAN DIEGO STATE	01-08-05	*	36	3	12	.250	2	7	.286	8	8	1.000	3	3	6	4.0	1	0	1	4	0	0	16	13.7	
Totals			15	503	72	173	.416	29	76	.382	32	39	.821	21	39	60	4.0	30	0	35	30	3	20	205	13.7

Games played: 15
Points/game: 13.7
FG Pct: 41.6
3FG Pct: 38.2
FT Pct: 82.1

Rebounds/game: 4.0
Assists/game: 2.3
Turnovers/game: 2.0
Assist/turnover ratio: 1.2
Steals/game: 1.3
Blocks/game: 0.2

BYU CAREER HIGHS:

POINTS: 23 vs. California, at Weber St. (2005)
FG MADE: 9 at Weber St. (2005)
FG ATT: 18 vs. California (2005)
FG%: .875 (7-8) vs. SUU (2004)
3FG MADE: 5 at Weber St. (2005)
3FG ATT: 8 vs. UNC (2005)
3FG%: 1.000 (3-3) vs. Syracuse (2004)
FT MADE: 10 vs. UNLV (2004)
FT ATT: 10 vs. UNLV (2004)
FT%: 1.000 (10-10) vs. UNLV (2004)
REB: 9 vs. Boise State (2005)
ASSISTS: 5 vs. Chaminade (2005), vs. Boise State (2005)
STEALS: 5 vs. SDSU (2004)
BLOCKS: 2 vs. WOU, vs. Wyoming (2004)
MINUTES: 41 vs. SDSU (2004)

HALL PRIOR YEARS' STATS

YEAR	GP	GS	MIN	AVG	FG	FGA	PCT	3FG	FGA	PCT	FT	FTA	PCT	OFF	DEF	TOT	AVG	PF	FO	A	AVG	TO	BLK	STL	PTS	AVG
2003-04	30	28	953	31.8	131	265	.494	24	69	.348	98	134	.731	48	56	104	3.5	60	1	54	1.8	58	14	42	384	12.8





JARED JENSEN

6-9 • 250 • senior • forward/center
West Haven, Utah

JENSEN LATELY: Has made 26 of his last 37 field goal attempts (.703) and has made 19 straight free throws ... On the season he leads the team in both categories, shooting .588 from the floor and .875 from the line. ... BYU is 4-1 this year when he takes at least 8 shots in a game ... His 7 rebounds against San Diego State gave him back-to-back season-high rebounding performances, also grabbing 7 rebounds at Saint Mary's ... In the first 12 games of the season, he averaged 3.2 rebounds but over the last three games he is averaging 6.3 rebounds per game ... Scored career-high 23 points, going 7-of-9 from the floor and a career-best 9-for-9 (9 FTs also tied career-most) at the line, while tying a season-high 5 rebounds vs. Santa Clara ... Totaled 16 points at Weber State while setting new career marks in field goals made (8) and attempted (11) - also tying his career-high with 3 assists ... Scored 14 points vs. NC State playing a career-high 35 minutes after scoring a combined 4 points in the previous two games ... Did not start against Utah State due to illness (food poisoning) but played 10 minutes going 2-2 from the floor ... Recorded 13 points, going 7-8 from the free throw line, while posting five rebounds against Boise State ... Scored 12 points in 34 minutes vs. Cal ... Averaged team-leading 11.7 points at the Maui Invitational ... Led all players at the Maui Invitational with a .864 shooting percentage, going 13-of-19 from the floor in three games.

NOTING JENSEN: Jensen is an all-conference candidate who will play a much larger role as a senior with the departure of NBA lottery pick Rafael Araujo ... Jensen has played power forward much of the past two years with Araujo in the lineup but Jensen now has the opportunity to return to his more natural position at center ... He made 58 starts over his first three seasons ... Jensen earned All-MWC honorable mention in 2002-03 and MWC Co-Freshman of the Year honors in 2001-02 when he finished first in the Mountain West Conference with a team-leading 59.1 field goal percentage (sixth single-season best percentage in school history) ... A talented offensive player in the low-post, he can receive almost any entry pass with exceptionally soft hands ... He came to the Cougars as the most prized high school recruit from the state of Utah, earning the 2001 Deseret News Mr. Basketball Award, scoring 25.8 points and pulling down 13 rebounds per game at Fremont High School ... A smart player with a total understanding of the BYU's defensive scheme, he also finishes well when given the opportunity, shooting 58 percent from the floor over his first three seasons ... Last year Jensen appeared in 27 of 30 games, with 8 starts, and averaged 3.8 points and 2.1 rebounds while shooting .536 from the floor and .724 from the line in 12.1 minutes per game ... After missing three games - all BYU losses - due to a back sprain he suffered against Wyoming in Provo, Jensen returned and BYU went on a nine-game winning streak to finish the regular season with a second-place MWC placement ... The depth and defense he provided in the post was not always evident on a stat sheet but was demonstrated as BYU went 10-1 in MWC games with Jensen suited up and 0-3 without him ... He went 14-17 (.824) from the line in MWC games ... He missed the first game of his career at Air Force after playing in 78 straight games for BYU ... In part due to injury, he saw more limited playing time as a junior, logging more than 20 minutes in a game only three times after averaging 20 minutes or better his first two years.

PERSONAL: Born March 1983 in Ogden, Utah ... parents are Arnold and Ruth Jensen ... married Shaylee P. Jensen in April 2004 in the Logan Temple ... started as a young child playing basketball with his parents ... recruited by Stanford, Utah, Weber State ... construction management major.

Jared Jensen - 2004-05 Game-by-Game

Opponent	Date	GS	Min	FG	FGA	Pct	3FG	FGA	Pct	FT	FTA	Pct	Off	Def	Tot	Avg	PF	FO	A	TO	Blk	Stl	Pts	Avg	
vs North Carolina	11-22-04	*	26	3	4	.750	0	0	.000	2	3	.667	0	3	3	3.0	4	0	1	1	0	1	8	8.0	
vs Stanford	11-23-04	*	24	4	7	.571	0	0	.000	3	5	.600	1	1	2	2.5	2	0	0	2	0	1	11	9.5	
vs Chamainade	11-24-04	*	25	6	8	.750	0	0	.000	4	4	1.000	4	1	5	3.3	4	0	0	3	0	0	16	11.7	
CALIFORNIA	11/27/04	*	34	4	10	.400	0	0	.000	4	5	.800	2	0	2	3.0	4	0	2	0	0	1	12	11.8	
at Utah State	12/01/04	*	32	3	6	.500	0	0	.000	2	2	1.000	0	4	4	3.2	4	0	1	0	0	2	8	11.0	
at USC	12/04/04	*	16	1	3	.333	0	0	.000	1	1	1.000	2	3	5	3.5	0	0	0	3	0	0	3	9.7	
BOISE STATE UNIVERSITY	12/08/04	*	25	3	9	.333	0	0	.000	7	8	.875	2	3	5	3.7	1	0	1	0	0	2	13	10.1	
vs Washington State University	12/11/04	*	6	0	1	.000	0	0	.000	0	0	.000	0	0	0	3.3	0	0	0	1	0	1	0	8.9	
UTAH STATE	12/18/04	*	10	2	2	1.000	0	0	.000	0	1	.000	1	0	1	3.0	1	0	0	1	0	0	4	8.3	
NORTH CAROLINA STATE	12/21/04	*	35	4	6	.667	0	0	.000	6	6	1.000	1	2	3	3.0	3	0	0	3	0	0	14	8.9	
at Weber State	12-23-04	*	27	8	11	.727	0	0	.000	0	0	.000	2	3	5	3.2	4	0	3	0	0	0	16	9.5	
SOUTHERN UTAH UNIVERSITY	12/28/04	*	20	1	2	.500	0	0	.000	0	0	.000	0	3	3	3.2	3	0	0	2	0	0	2	8.9	
SANTA CLARA	12/31/04	*	34	7	9	.778	0	0	.000	9	9	1.000	3	2	5	3.3	4	0	1	3	0	0	23	10.0	
at Saint Mary's (CA)	01/04/05	*	25	1	3	.333	0	0	.000	0	0	.000	2	5	7	3.6	3	0	1	7	1	0	2	9.4	
SAN DIEGO STATE	01/08/05	*	31	3	4	.750	0	0	.000	4	4	1.000	4	3	7	3.8	1	0	0	1	0	1	10	9.5	
Totals			14	370	50	85	.588	0	0	.000	42	48	.875	24	33	57	3.8	38	0	10	26	2	9	142	9.5

Games played: 15
Points/game: 9.5
FG Pct: 58.8
FT Pct: 87.5

Rebounds/game: 3.8
Assists/game: 0.7
Turnovers/game: 1.7
Assist/turnover ratio: 0.4
Steals/game: 0.6
Blocks/game: 0.1

CAREER HIGHS:

POINTS: 23 vs. Santa Clara (2005)
FG MADE: 8 at Weber State (2005)
FG ATT: 11 at Weber State(2005)
FG%: 1.000 (6-6) vs. Rice
3FG MADE: -
3FG ATT: -
3FG%: -
FT MADE: 9 vs. SDSU, vs. Santa Clara(2005)
FT ATT: 12 vs. SDSU
FT %: 1.000 (9-9) vs. Santa Clara (2005)
REB: 10 vs. CSU (2004), Creighton, CSUN (2002)
ASSISTS: 3 at San Diego State, at Weber St (2005)
STEALS: 2 (7 times) last vs. Boise State (2005)
BLOCKS: 2 (four times)
MINUTES: 35 vs. NC State (2005)

JENSEN PRIOR YEARS' STATS

YEAR	GP	GS	MIN	AVG	FG	FGA	PCT	3FG	FGA	PCT	FT	FTA	PCT	OFF	DEF	TOT	AVG	PF	FO	A	AVG	TO	BLK	STL	PTS	AVG
2001-02	30	25	599	20.0	88	149	.591	0	0	.000	82	97	.845	50	56	106	3.5	73	3	6	0.2	27	13	18	258	8.6
2002-03	32	25	693	21.7	81	141	.574	0	0	.000	77	96	.802	39	66	105	3.3	99	6	14	0.4	32	9	8	239	7.5
2003-04	27	8	328	12.1	30	56	.536	0	0	.000	42	58	.724	20	38	58	2.1	58	1	5	0.2	24	8	2	102	3.8
3-Year Totals	89	58	1620	18.2	199	346	.575	0	0	.000	201	251	.801	109	160	269	3.0	230	10	25	0.3	83	30	28	599	6.8





AUSTIN AINGE

6-2 • 180 • sophomore • point guard
Gilbert, Ariz.

AINGE LATELY: Started the last seven games ... Averaging 3.0 steals over the last five games ... Logged career-most 38 minutes vs. SDSU with career-equaling 4 steals as well as 5 assists, 6 rebounds and 9 points ... Played 37 minutes vs. Santa Clara with 9 points, 7 rebounds, 7 assists and 2 steals ... His 7 rebounds is a career-high and his 7 assists is one shy of his career mark ... Made career-high 4 treys in 5 attempts vs. Southern Utah, scoring 14 points with 5 assists ... Played 34 minutes at Weber State with career-high 4 steals, along with 9 points, 4 rebounds and 3 assists ... In 32 minutes vs. NC State he dishing out a career-high 8 assists along with 9 points and 4 rebounds ... Got his second start of the year vs Utah State and scored a career-high 21 points on 6-of-9 shooting, including 3 treys, and 6-of-8 from the line ... Scored 16 points on 58

percent (7-12) shooting in 31 minutes against Washington State ... Came off the bench to dish out 5 assists while adding 14 points and 5 rebounds against Boise State ... Made his first start and scored 7 points on 2-2 shooting, including one three-pointer, at USC ... Scored 15 points at Utah State on Dec. 1 ... Played backup point minutes at the Maui Invitational, averaging 2.7 points and 1.0 assists ... Scored 6 points vs. North Carolina, going 2-of-3 from behind the extended three-point arc ... He played more minutes in each of the first three games this season than his game-high last year of 10 minutes.

NOTING AINGE: Ainge has had the misfortune of being injured just prior to the start of the season the past two years ... He redshirted in 2002-03 and saw mostly limited action last year after returning ... He is a smart player and leader and a good three-point shooter ... A point guard with an excellent understanding of the game, he is the son of former BYU All-American, NBA All-Star, and Phoenix Suns head coach Danny Ainge, who is currently the executive director of basketball operations for the Boston Celtics ... Last year he missed the first nine games with an injury before making his college debut, hitting his only shot to score two points and grabbing one rebound in two minutes vs. Idaho State at the Cable Car Classic ... He saw his first extended playing time vs. CSU in Provo, logging a season-best 10 minutes, including first-half action for the first time, while scoring a season-best 6 points on 2-of-3 shooting and adding a season-high 2 assists ... also played 10 minutes at Air Force ... Appeared in eight games overall, averaging 1.3 points, 0.4 rebounds and 0.8 assists in 4.5 minutes per outing.

PERSONAL: Born September 1981.... parents are Danny and Michelle Ainge has three brothers and two sisters ... first cousin Erik Ainge is a freshman quarterback at Tennessee ... served mission for the Church of Jesus Christ of Latter-day Saints to the Dominican Republic ... married Crystal Bluth of Gilbert, Ariz., on April 26, 2003 ... international relations major.

Austin Ainge – 2004-05 Game-by-Game

Opponent	Date	GS	Min	TOTAL			3PTS			REBOUNDS			PF	FO	A	TO	Blk	Stl	Pts	Avg				
				FG	FGA	Pct	3FG	FGA	Pct	FT	FTA	Pct									Off	Def	Tot	
vs North Carolina	11/22/04	18	2	3	.667	2	3	.667	0	0	.000	0	1	1	1.0	1	0	1	4	0	1	6	6.0	
vs Stanford	11/23/04	12	0	1	.000	0	1	.000	0	0	.000	0	0	0	0.5	1	0	0	4	0	0	0	3.0	
vs Chamaineade	11/24/04	14	1	3	.333	0	1	.000	0	0	.000	0	4	4	1.7	3	0	2	3	0	0	2	2.7	
CALIFORNIA	11/27/04	9	0	2	.000	0	1	.000	2	2	1.000	0	1	1	1.5	0	0	0	1	0	0	2	2.5	
at Utah State	12/01/04	30	6	13	.462	3	9	.333	0	0	.000	0	2	2	1.6	1	0	3	4	0	2	15	5.0	
at USC	12/04/04	*	12	2	2	1.000	1	1	1.000	2	2	1.000	0	0	1.3	1	0	2	5	0	1	7	5.3	
BOISE STATE UNIVERSITY	12/08/04	25	4	8	.500	2	4	.500	4	6	.667	0	5	19	3	0	5	3	0	1	14	6.6		
vs Washington State University	12/11/04	31	7	12	.583	2	6	.333	0	0	.000	2	2	1.9	1	0	4	1	0	0	16	7.8		
UTAH STATE	12/18/04	*	30	6	9	.667	3	5	.600	6	8	.750	0	2	2	1.9	0	0	3	4	0	1	21	9.2
NORTH CAROLINA STATE	12/21/04	*	32	3	10	.300	1	3	.333	2	2	1.000	0	4	4	2.1	4	0	8	6	0	1	9	9.2
at Weber State	12/23/04	*	34	4	9	.444	1	3	.333	0	0	.000	1	3	4	2.3	2	0	3	1	0	4	9	9.2
SOUTHERN UTAH UNIVERSITY	12/28/04	*	31	5	9	.556	4	5	.800	0	0	.000	0	3	3	2.3	1	0	5	2	0	3	14	9.6
SANTA CLARA	12/31/04	*	37	2	8	.250	1	5	.200	4	4	1.000	0	7	7	2.7	1	0	7	5	0	2	9	9.5
at Saint Mary's (CA)	01/04/05	*	19	3	7	.429	0	2	.000	0	0	.000	0	1	1	2.6	4	0	2	6	0	2	6	9.3
SAN DIEGO STATE	01/08/05	*	38	4	11	.364	0	3	.000	1	3	.333	1	5	6	2.8	1	0	5	5	0	4	9	9.3
Totals		8	372	49	107	.458	20	52	.385	21	27	.778	2	40	42	2.8	24	0	50	54	0	22	139	9.3

Games played: 15
Points/game: 9.3
FG Pct: 45.8
3FG Pct: 38.5
FT Pct: 77.8

Rebounds/game: 2.8
Assists/game: 3.3
Turnovers/game: 3.6
Assist/turnover ratio: 0.9
Steals/game: 1.5


CAREER HIGHS:

POINTS: 21 vs. Utah State (2005)
FG MADE: 7 vs. Washington State (2005)
FG AT: 13 at Utah State (2005)
FG%: .667 (6-9) vs. Utah State (2005)
3FG MADE: 4 vs. Southern Utah (2005)
3FG AT: 9 at Utah State (2005)
3FG%: 800 (4-5) vs. SJU (2005)
FT MADE: 6 vs. Utah State (2005)
FT AT: 8 vs. Utah State (2005)
FT%: 1.000 (4-4) vs. Santa Clara (2005)
REB: 7 vs. Santa Clara (2005)
ASSTS: 8 vs. NC State (2005)
STEALS: 4 at Weber State, vs. SDSU (2005)
BLOCKS: 1 vs. New Mexico (2004)
MIN: 38 vs. SDSU (2005)

AINGE PRIOR YEARS' STATS

YEAR	GP	GS	MIN	AVG	FG	FGA	PCT	3FG	FGA	PCT	FT	FTA	PCT	OFF	DEF	TOT	AVG	PF	FO	A	AVG	TO	BLK	STL	PTS	AVG
2003-04	8	0	36	4.5	4	8	.500	1	4	.250	1	2	.500	0	3	3	0.4	6	0	6	0.8	6	1	0	10	1.3





DEREK DAWES

6-11 • 275 • sophomore • center
Salt Lake City, Utah

DAWES LATELY: Limited by shoulder injury, played only 8 minutes vs. SDSU with 3 rebounds ... Made fourth start at Saint Mary's, logging career-most 34 minutes ... He set personal bests of 4-for-6 shooting and tied his career-high 10 rebounds, while adding 9 points vs. the Gaels ... He fouled out vs. Santa Clara, playing 18 minutes with 5 points and 5 rebounds ... Was one rebound shy of a double-double against Southern Utah tying career-high 10 points with nine rebounds in 18 minutes, while adding 2 blocks and 1 steal ... Took a career-most 11 FT attempts vs. SUU ... Made his second start of the season at Weber State, scoring 7 points while attempting a career-most 8 shots ... Scored 5 points with 3 rebounds in 18 minutes vs. NC State ... Despite having to play with a broken thumb, he made his first start of the season vs. Utah State with regular starter Jared Jensen ill with food poisoning (Dawes had 4 rebounds in 14 minutes) ... Played 25 minutes against

Washington State, contributing 6 points and 7 rebounds ... Tied his season-high with 10 points, including a career-best 6-7 (.857) from the free-throw line, in 20 minutes at USC ... Had 4 points, career-best 3 blocks and 8 rebounds in 19 minutes vs California ... Seeing the first playing time since his freshman year in 2000-01, he achieved career-high totals of 10 points (vs. Chaminade) and 10 rebounds (vs. Stanford) during the Maui Invitational, averaging 5.0 ppg, 5.3 rpg during the three games coming off the bench.

NOTING DAWES: Dawes was a redshirt in 2003-04 after returning from a two-year LDS Church mission in August ... One of the most sought-after centers in the West out of Cottonwood High School (Salt Lake City), where he averaged 19 points, 14 rebounds and 8 blocked shots per game his senior year ... He appeared in 23 of 33 games, with one start, as a freshman on BYU's 24-9 2001 MWC Championship team before leaving to serve a two-year mission ... He redshirted last year ... He is an active player who runs the floor well, is a good free-throw shooter and has range to the three-point arc ... He has good shot blocking ability ... He averaged 1.1 points and 2.0 rebounds in 6.7 minutes per game as a freshman ... shared team-high honors with a season-best 7 rebounds in season-opening win over Elon College, also adding a season-high 6 points on 3-5 shooting in 12 minutes ... Grabbed a rebound in 20 of 23 appearances despite some limited minutes.

PERSONAL: Born October 1981 in Salt Lake City ... parents are Larry and Susan Dawes ... has two younger siblings, Cassidy 21 and Kelsey 16 ... is an Eagle scout ... graduated from Cottonwood High School ... served two-year mission for the Church of Jesus Christ of Latter-day Saints in New Hampshire ... recruited by Ohio State, Arizona State, Florida and San Diego State ... pre-communications major:

Derek Dawes – 2004-05 Game-by-Game

Opponent	Date	GS	Min	TOTAL			3PTS			REBOUNDS											Pts	Avg			
				FG	FGA	Pct	3FG	FGA	Pct	FT	FTA	Pct	Off	Def	Tot	Avg	PF	FO	A	TO			Blk	Stl	
vs North Carolina	11/22/04	3	0	0	.000	0	0	.000	1	2	.500	0	0	0	0.0	0	0	0	1	0	0	1	10		
vs Stanford	11/23/04	16	2	4	.500	0	0	.000	0	0	.000	3	7	10	5.0	4	0	0	1	0	0	4	2.5		
vs Chaminade	11/24/04	19	4	7	.571	0	0	.000	2	2	1.000	0	6	6	5.3	1	0	1	2	1	1	10	5.0		
at Utah State	11/27/04	19	2	7	.286	0	0	.000	0	0	.000	4	4	8	6.0	1	0	0	2	3	0	4	4.8		
at USC	12/01/04	10	0	0	.000	0	0	.000	0	2	.000	1	1	2	5.2	1	0	0	0	0	0	0	3.8		
BOISE STATE UNIVERSITY	12/04/04	20	2	4	.500	0	0	.000	6	7	.857	3	2	5	5.2	2	0	0	1	1	1	10	4.8		
vs Washington State University	12/08/04	14	1	3	.333	0	0	.000	0	1	.000	0	3	3	4.9	2	0	0	2	1	0	2	4.4		
UTAH STATE	12/11/04	25	1	1	1.000	0	0	.000	4	7	.571	3	4	7	5.1	1	0	1	1	2	0	6	4.6		
NORTH CAROLINA STATE	12/18/04	* 14	0	2	.000	0	0	.000	0	0	.000	0	4	4	5.0	3	0	0	2	1	0	0	4.1		
at Weber State	12/21/04	18	2	3	.667	0	0	.000	1	1	1.000	0	3	3	4.8	1	0	0	1	0	0	5	4.2		
SOUTHERN UTAH UNIVERSITY	12/23/04	* 23	3	8	.375	0	0	.000	1	1	1.000	0	2	2	4.5	3	0	1	0	1	0	7	4.5		
SANTA CLARA	12/28/04	18	2	6	.333	0	0	.000	6	11	.545	3	6	9	4.9	0	0	1	2	2	1	10	4.9		
at Saint Mary's (CA)	12/31/04	* 18	1	1	1.000	0	0	.000	3	3	1.000	0	5	5	4.9	5	1	1	1	1	0	5	4.9		
SAN DIEGO STATE	01/04/05	* 34	4	6	.667	0	0	.000	1	1	1.000	3	7	10	5.3	2	0	0	3	0	0	9	5.2		
	01/08/05	8	0	2	.000	0	0	.000	0	0	.000	2	1	3	5.1	2	0	0	0	0	0	0	4.9		
Totals			4	259	24	54	444	0	0	.000	25	38	658	22	55	77	5.1	28	1	5	19	13	2	73	4.9

Games played: 15
Points/game: 4.9
FG Pct: 44.4
FT Pct: 65.8

Rebounds/game: 5.1
Assists/game: 0.3
Turnovers/game: 1.3
Assist/turnover ratio: 0.3
Steals/game: 0.1
Blocks/game: 0.9


CAREER HIGHS:

POINTS: 10 vs. Chaminade, at USC, vs. Southern Utah (2005)
FG MADE: 4 vs. Chaminade, at Saint Mary's (2005)
FG ATT: 8 at Weber State (2005)
FG %: .667 (4/6) at Saint Mary's (2005)
3FG Made:
3FG ATT: -
3FG %: -
FT MADE: 6 at USC, vs. Southern Utah (2005)
FT ATT: 11 vs. SUU (2005)
FT %: .857 (6/7) at USC (2005)
REB: 10 vs. Stanford, at Saint Mary's (2005)
ASSISTS: 2 vs Wyoming (02/15/01)
STEALS: 1 vs San Diego St. (2001), vs. Chaminade, vs. SUU (2005)
BLOCKS: 3 vs. Cal (2005)
MINUTES: 34 at Saint Mary's (2005)

DAWES PRIOR YEARS' STATS

YEAR	GP	GS	MIN	AVG	FG	FGA	PCT	3FG	FGA	PCT	FT	FTA	PCT	OFF	DEF	TOT	AVG	PF	FO	A	AVG	TO	BLK	STL	PTS	AVG
2000-01	23	1	155	6.7	8	22	.364	0	0	.000	10	15	.667	19	27	46	2.0	25	0	2	0.1	9	8	1	26	1.1





KEENA YOUNG
 6-6 • 205 • sophomore • forward/guard
 Beaumont, Texas

YOUNG LATELY: Leads the Cougars with 5.7 rebounds per game ... Played a season-low 4 minutes vs. SDSU ... Started the prior five games and has nine starts ... Tied career-highs of 14 points and 2 blocks at Weber State while setting new personal bests of .714 FG percentage (5-7), 4 assists and 35 minutes played ... Started and tied career-high of 10 rebounds vs. North Carolina State to equal his 10 boards vs. North Carolina... also dished out 3 assists vs. NC State ... Had 8 points and a team-leading 7 rebounds in 17 minutes vs. Utah State ... Came off the bench against Boise State to record 11 points on a career-high 66.7 percent shooting (4-6) while adding 8 rebounds ... Started and led the team in rebounds with 9 against Utah State while posting a career-high two blocks ... Had 5 points, 6 rebounds and 2 assists in second start at power forward in place of injured Garner Meads vs. California ... Impressed in his Cougar debut at the Maui Invitational, averaging 9.7 points and 6.7 rebounds in 22.7 minutes of play over three games ... Came off the bench vs.

North Carolina (9 points, 10 rebounds in 23 minutes) and Stanford (6 points, 4 rebounds in 12 minutes) before starting in place of injured Garner Meads vs. Chaminade (14 points, 6 rebounds in 33 minutes).

NOTING YOUNG: Young is a 6-foot-6 swingman who transferred from South Plains College in Levelland, Texas, after signing with BYU in the spring ... Young averaged 9.9 points, 7.2 rebounds and 2.1 assists as a freshman at South Plains College in 2003-04 as an honorable mention all-league selection ... He has a good mid-range offensive game and is a strong rebounder ... With his size and ability as a defender and rebounder he will contribute on the wing and could play at the four as well ... As a sophomore, Young has four seasons to play three for the Cougars.

PERSONAL: Born April 1985 in Beaumont, Texas ... son of Cleveland and Lavella Young ... has one brother, Torri ... Enjoys Playstation ... signed out of high school with the University of Memphis along with classmate Kendrick Perkins but decided to attend South Plains College after Perkins chose to enter the 2003 NBA draft ... Prior to signing with BYU he had verbally committed to Texas Tech ... pre-Law major.

CLEVELAND ON YOUNG: "Keena will provide much needed depth on the guard line. Keena has the size and potential to develop into a significant contributor. He has a good mid-range game and has an opportunity to provide critical help at the 3-position as a defender and offensive rebounder."

Keena Young – 2004-05 Game-by-Game


Opponent	Date	GS	Min	TOTAL			3PTS			REBOUNDS			PF	FO	A	TO	Blk	Stl	Pts	Avg					
				FG	FGA	Pct	3FG	FGA	Pct	FT	FTA	Pct									Off	Def	Tot		
vs North Carolina	11-22-04		23	3	8	.375	0	2	.000	3	5	.600	5	5	10	10.0	1	0	0	0	1	0	9	9.0	
vs Stanford	11-23-04		12	2	4	.500	0	0	.000	2	3	.667	1	3	4	7.0	0	0	0	1	0	0	6	7.5	
vs Chaminade	11-24-04	*	33	7	12	.583	0	0	.000	0	0	.000	3	3	6	6.7	2	0	0	0	0	2	14	9.7	
CALIFORNIA	11-27-04	*	21	2	7	.286	0	0	.000	2	2	1.000	5	1	6	6.5	3	0	2	0	1	0	6	8.8	
at Utah State	12-01-04	*	32	2	7	.286	0	1	.000	0	0	.000	4	5	9	7.0	4	0	2	2	2	2	4	7.8	
at USC	12-04-04	*	19	0	0	.000	0	0	.000	0	0	.000	0	4	4	6.5	0	0	0	2	0	0	0	6.5	
BOISE STATE UNIVERSITY	12-08-04		20	4	6	.667	0	0	.000	3	4	.750	3	5	8	6.7	2	0	0	2	1	1	11	7.1	
vs Washington State University	12-11-04		15	1	3	.333	0	0	.000	0	0	.000	0	3	3	6.3	0	0	0	0	1	0	2	6.5	
UTAH STATE	12-18-04		17	4	9	.444	0	0	.000	0	1	.000	5	2	7	6.3	4	0	0	1	1	0	8	6.7	
NORTH CAROLINA STATE	12-21-04	*	28	1	5	.200	0	0	.000	0	0	.000	3	7	10	6.7	0	0	3	0	0	1	2	6.2	
at Weber State	12-23-04	*	35	5	7	.714	0	0	.000	4	4	1.000	3	3	6	6.6	3	0	4	0	2	0	14	6.9	
SOUTHERN UTAH UNIVERSITY	12-28-04	*	21	3	7	.429	0	0	.000	0	0	.000	2	2	4	6.4	2	0	1	0	1	0	6	6.8	
SANTA CLARA	12-31-04	*	14	0	0	.000	0	0	.000	2	2	1.000	0	3	3	6.2	1	0	0	1	0	0	2	6.5	
at Saint Mary's (CA)	01-04-05	*	24	3	5	.600	0	0	.000	0	0	.000	2	2	4	6.0	2	0	1	1	1	1	6	6.4	
SAN DIEGO STATE	01-08-05		4	0	0	.000	0	0	.000	0	0	.000	0	1	1	5.7	0	0	0	0	0	0	0	6.0	
Totals			9	318	37	80	.463	0	3	.000	16	21	.762	36	49	85	5.7	24	0	13	10	11	7	90	6.0

Games played: 15
 Points/game: 6.0
 FG Pct: 46.3
 3FG Pct: 0.0
 FT Pct: 76.2

Rebounds/game: 5.7
 Assists/game: 0.9
 Turnovers/game: 0.7
 Assist/turnover ratio: 1.3
 Steals/game: 0.5
 Blocks/game: 0.7

CAREER HIGHS:

POINTS: 14 vs. Chaminade, at Weber St. (2005)
FG MADE: 7 vs. Chaminade (2005)
FG ATT: 12 vs. Chaminade (2005)
FG %: .714 (5-7) at Weber State (2005)
3FG MADE: -
3FG ATT: 2 vs. North Carolina (2005)
3FG %: .000 (0-2) vs. N. Carolina (2005)
FT MADE: 4 at Weber St. (2005)
FT ATT: 5 vs. North Carolina (2005)
FT %: 1.000 (4-4) at Weber St. (2005)
REB: 10 vs. North Carolina, vs. NC State (2005)
ASSISTS: 4 at Weber State (2005)
STEALS: 2 vs. Chaminade (2005), at Utah State (2005)
BLOCKS: 2 at Utah State, at Weber St. (2005)
MINUTES: 35 at Weber St. (2005)



GARNER MEADS

6-8 • 225 • sophomore • forward
Salt Lake City, Utah

MEADS LATELY: Averages 5.1 rebounds, tied for second on the team ... Scored 5 points and grab 6 rebounds in 12 minutes vs. SDSU after missing the prior three games with a foot injury ... He missed two games earlier with an injured ankle ... After returning from the injured ankle, he had scored more than 4 points in a game only once (10 points at USC) in six outings before scoring 10 points at Weber State in his last action while sharing team-high honors with 6 rebounds ... Tied his career-highs with 10 rebounds and two assists against Washington State ... also dished out a career-high two assists against Boise State, adding four points and three rebounds in 14 minutes ... Recorded a season-high 10 points with eight rebounds at USC ... Returned from injury at Utah State on Dec. 1, posting two blocked shots in 18 minutes ... Started the first two games but had to sit out the next two games after injuring his ankle against Stanford ... Averaged 5.5 points and team-best 7.0 rebounds over first two games.

NOTING MEADS: Meads started 18 games, including 16 of the last 17 games, as a redshirt freshman in 2003-04 and showed promise of his abilities despite playing with injuries throughout much the year ... A heavily recruited McDonald's High School All-American, Meads entered his first year with BYU in 2000-01 after selecting the Cougars over Stanford and Utah, but suffered a punctured-lung injury the first week of practice and ended up deciding to redshirt ... He left to serve a two-year LDS Church mission at the semester, splitting his redshirt season between the fall of 2000 and the winter of 2003 ... He is an outstanding student-athlete who will be looked to as a leader on and off the floor ... He can bang inside but also has a nice mid-range game and should be a key player for the Cougars as a sophomore ... Overall last year, he appeared in 29 of 30 games, averaging 4.2 points and 2.9 rebounds while shooting .540 from the floor and .644 from the line in 16 minutes per game ... He shot 59 percent in league games, which would have rated second among MWC players but he hadn't taken the minimum three shots per game ... He had four double-figure scoring games and one double-digit rebounding outing ... He played a career-best 34 minutes vs. SDSU, scoring a personal-best 19 points on 7-of-11 shooting, including an aggressive one-handed slam through traffic in transition, and added 8 rebounds. ... He recorded a double-double with 13 points and a season-best 10 rebounds vs. Wyoming in Provo, going 6-for-9 from the floor in 26 minutes ... He played well in BYU's upset over nationally ranked and eventual Final Four participant Oklahoma State with 7 rebounds, including a key offensive rebound, and 6 points while playing 26 minutes.

PERSONAL: Born September 1981 in Salt Lake City ... parents are Garner and LeeAnn Meads ... has three sisters and two brothers ... enjoys playing the piano, cars, Sony PlayStation, swimming, water skiing and snow skiing ... was the student body historian at Brighton High his senior year and class vice president as a sophomore ... exercise science major with a business minor.

Garner Meads – 2004-05 Game-by-Game

Opponent	Date	GS	Min	TOTAL			3PTS			FT			REBOUNDS			Avg	PF	FO	A	TO	Blk	Stl	Pts	Avg	
				FG	FGA	Pct	3FG	FGA	Pct	FT	FTA	Pct	Off	Def	Tot										
vs North Carolina	11/22/04	*	22	1	6	.167	0	0	.000	0	0	.000	3	6	9	9.0	3	0	1	4	1	2	2	2.0	
vs Stanford	11/23/04	*	22	3	7	.429	0	0	.000	3	3	1.000	2	3	5	7.0	4	0	0	3	1	0	9	5.5	
vs Chaminade	11/24/04		DNP - Injury																						
CALIFORNIA	11/27/04		DNP - Injury																						
at Utah State	12/01/04	*	18	0	2	.000	0	0	.000	0	0	.000	1	1	2	5.3	3	0	0	3	2	0	0	3.7	
at USC	12/04/04	*	24	4	6	.667	0	0	.000	2	6	.333	5	3	8	6.0	3	0	1	1	0	1	10	5.3	
BOISE STATE UNIVERSITY	12/08/04	*	14	1	1	1.000	0	0	.000	2	2	1.000	0	3	3	5.4	4	0	2	1	0	0	4	5.0	
vs Washington State University	12/11/04	*	28	0	2	.000	0	0	.000	2	2	1.000	1	9	10	6.2	2	0	2	2	0	0	2	4.5	
UTAH STATE	12/18/04	*	23	2	5	.400	0	0	.000	0	0	.000	0	1	1	5.4	5	1	1	0	1	1	4	4.4	
NORTH CAROLINA STATE	12/21/04		15	1	3	.333	0	0	.000	2	2	1.000	1	0	1	4.9	2	0	0	0	0	1	4	4.4	
at Weber State	12/23/04		27	3	6	.500	0	1	.000	4	4	1.000	0	6	6	5.0	3	0	0	2	0	0	10	5.0	
SOUTHERN UTAH UNIVERSITY	12/28/04		DNP - Injury																						
SANTA CLARA	12/31/04		DNP - Injury																						
at Saint Mary's (CA)	01/04/05		DNP - Injury																						
SAN DIEGO STATE	01/08/05		12	2	3	.667	0	0	.000	1	2	.500	2	4	6	5.1	2	0	0	2	0	0	5	5.0	
Totals			7	205	17	41	.415	0	1	.000	16	21	.762	15	36	51	5.1	31	1	7	18	5	5	50	5.0

Games played: 10
Points/game: 5.0
FG Pct: 41.5
3FG Pct: 0.0
FT Pct: 76.2

Rebounds/game: 5.1
Assists/game: 0.7
Turnovers/game: 1.8
Assist/turnover ratio: 0.4
Steals/game: 0.5
Blocks/game: 0.5

CAREER HIGHS:

POINTS: 19 vs. SDSU (2004)
FG MADE: 7 vs. SDSU (2004)
FG ATT: 11 vs. SDSU (2004)
FG%: .667 (6-9) vs. Wyoming (2004); at USC (2005)

3FG MADE: -
3FG ATT: 1 at Utah (2004); at Weber St. (2005)
3FG%: .000 (0-1) at Utah (2004)
FT MADE: 5 vs. Weber St. vs. SDSU (2004)
FT ATT: 6 vs. Weber St. (2004); at USC (2005)
FT %: 1.000 (5-5) vs. SDSU (2004)
REB: 10 vs. Washington State (2005); vs. Wyoming (2004)
ASSISTS: 2 vs. Washington State, vs. Boise State (2005)
STEALS: 2 at Wyoming, vs. Utah (2004); vs. UNIC (2005)
BLOCKS: 2 vs. Utah in Provo, vs. Utah at MWC (2004); at Utah State (2005)
MINUTES: 34 vs. SDSU (2004)

MEADS PRIOR YEARS' STATS

YEAR	GP	GS	MIN	AVG	FG	FGA	PCT	3FG	FGA	PCT	FT	FTA	PCT	OFF	DEF	TOT	AVG	PF	FO	A	AVG	TO	BLK	STL	PTS	AVG
2003-04	29	18	465	16.0	47	87	.540	0	1	.000	29	45	.644	35	48	83	2.9	73	2	9	0.3	28	12	11	123	4.2





MIKE ROSE

6-2 • 185 • sophomore • guard
Houston, Texas

ROSE LATELY: Second on the team in scoring at 9.7 ppg ... 35 of his 48 successful field goals this year have been from behind the three-point arc ... Made fifth start and played career-most 36 minutes vs. SDSU, grabbing career-best 6 rebounds but went 3-10 from the floor and 1-7 on threes ... Had 6 points and 3 rebounds at Saint Mary's ... Equaled career-high 26 points on 7-of-10 shooting, including 4 treys, to lead BYU over Santa Clara while adding 5 assists ... also had career marks of 8 FTs, 11 FTAs and 33 minutes ... Made his fourth start vs. SUU, scoring 14 points while hitting four treys ... Did not take a shot for the first time this season in 9 minutes off the bench at Weber State ... Scored 9 points on 3 treys in 20 minutes vs. NC State ... Scored in double figures in the prior four games while averaging 15.3 ppg in those games ... Scored 14 points vs. Utah State in 31 minutes ... Recorded 15 points and a career-high three steals against Washington State ... Connected

on 6-of-9 three-pointers against Boise State en route to 19 points ... Came off the bench for 13 points on four three-pointers and one free throw at USC ... starting all three games at the Maui Invitational at shooting guard ... Scored 8 points vs. Stanford, with his 25 minutes vs. Stanford topping his high of 23 minutes played in a game last year as a freshman.

NOTING ROSE: Rose is an excellent shooter out of Spring Woods High School in Houston who led the Mountain West Conference in three-point percentage (.459) as a freshman in 2003-04 ... He set the BYU record with eight treys in his first college game ... His 28 treys last year, despite mostly limited playing time, is the most by a returning player ... He is BYU's third-leading scorer returning from last season ... A strong scoring threat, he has range well beyond the three-point arc ... He utilizes a 37-inch vertical to shoot over taller defenders with a quick release at top of his leap and can dunk off either foot ... Last year he appeared in 26 of 30 games, averaging 3.9 points and 0.7 rebounds in 7.9 minutes per game while shooting 42 percent overall from the floor ... 28 of his 34 field goals were treys ... He totaled a game- and season-high 26 points, while also dishing out a season-best 6 assists, against Southern Utah ... He was a perfect 4-for-4 from the floor, including 3-of-3 on treys for 11 points in nine minutes vs. USC ... He scored 10 points, all in his 11 first-half minutes when he made 3-of-4 treys, and played 22 minutes vs. CSU ... He scored 9 points on 3-of-4 shooting from long range vs. New Mexico in 12 minutes ... He could play a much larger role for the Cougars in 2004-05.

PERSONAL: Rose was born October 1984 ... parents are Gordon and Sharon ... has two brothers, Greg (22) and Jordan (17) ... ranked sixth in his class of 365 seniors ... was recruited by Houston, St. Louis, Utah State, Colorado State, Texas Christian, Texas A&M, Tennessee and Illinois ... is the nephew of BYU Associate Head Coach Dave Rose ... open major.

Mike Rose – 2004-05 Game-by-Game

Opponent	Date	GS	Min	TOTAL			3PTS			FT			REBOUNDS			PF	FO	A	TO	Blk	Stl	Pts	Avg		
				FG	FGA	Pct	3FG	FGA	Pct	FT	FTA	Pct	Off	Def	Tot									Avg	
vs North Carolina	11-22-04	*	15	2	7	.286	1	5	.200	0	0	.000	0	1	1	1.0	0	0	0	1	0	5	5.0		
vs Stanford	11-23-04	*	25	2	5	.400	2	5	.400	2	4	.500	0	2	2	1.5	0	0	0	3	0	8	6.5		
vs Chamaineade	11-24-04	*	14	2	5	.400	1	3	.333	0	0	.000	0	0	0	1.0	0	0	3	1	0	5	6.0		
CALIFORNIA	11-27-04		17	0	4	.000	0	4	.000	1	2	.500	0	3	3	1.5	3	0	1	0	0	1	1.48		
at Utah State	12/01/04		4	1	3	.333	1	2	.500	0	0	.000	0	0	0	1.2	2	0	0	0	0	3	4.4		
at USC	12/04/04		16	4	7	.571	4	6	.667	1	2	.500	0	3	3	1.5	4	0	1	0	0	13	5.8		
BOISE STATE UNIVERSITY	12/08/04		23	6	9	.667	6	9	.667	1	2	.500	0	3	3	1.7	1	0	1	3	0	19	7.7		
vs Washington State University	12/11/04		25	6	13	.462	3	9	.333	0	0	.000	2	2	1.8	3	0	1	2	0	3	15	8.6		
UTAH STATE	12/18/04		31	5	15	.333	3	8	.375	1	2	.500	1	0	1.7	0	0	0	1	0	2	14	9.2		
NORTH CAROLINA STATE	12/21/04		20	3	7	.429	3	5	.600	0	0	.000	0	1	1.6	3	0	1	1	0	0	9	9.2		
at Weber State	12-23-04		9	0	0	.000	0	0	.000	0	0	.000	0	0	0	1.5	0	0	0	0	0	0	8.4		
SOUTHERN UTAH UNIVERSITY	12/28/04	*	25	5	9	.556	4	7	.571	0	0	.000	0	1	1.4	0	0	1	1	0	0	14	8.8		
SANTA CLARA	12/31/04		33	7	10	.700	4	7	.571	8	11	.727	0	3	3	1.5	0	0	5	0	0	26	10.2		
at Saint Mary's (CA)	01/04/05		16	2	5	.400	2	3	.667	0	0	.000	0	3	3	1.6	1	0	2	3	0	6	9.9		
SAN DIEGO STATE	01/08/05	*	36	3	10	.300	1	7	.143	0	0	.000	0	6	6	1.9	3	0	2	1	0	7	9.7		
Totals			5	309	48	109	.440	35	80	.438	14	23	.609	1	28	29	1.9	20	0	17	18	0	6	145	9.7

Games played: 15
Points/game: 9.7
FG Pct: .44.0
3FG Pct: .43.8
FT Pct: 60.9

Rebounds/game: 1.9
Assists/game: 1.1
Turnovers/game: 1.2
Assist/turnover ratio: 0.9
Steals/game: 0.4

CAREER HIGHS:

POINTS: 26 vs. SUU (2004).
vs. Santa Clara (2005)
FG MADE: 9 vs. SUU (2004)
FG ATT: 16 vs. SUU (2004)
FG%: 1.000 (4-4) vs. USC (2004)
3FG MADE: 8 vs. SUU (2004)
3FG ATT: 13 vs. SUU (2004)
3FG%: 1.000 (3-3) vs. USC (2004)
FT MADE: 8 vs. Santa Clara (2005)
FT ATT: 11 vs. Santa Clara (2005)
FT%: 1.000 (3-3) at AFA (2004)
REB: 6 vs. SDSU (2005)
ASSISTS: 6 vs. SUU (2004)
STEALS: 3 vs. Washington State (2005)
BLOCKS: 1 vs. WOU (2004)
MINUTES: 36 vs. SDSU (2005)

ROSE PRIOR YEARS' STATS

YEAR	GP	GS	MIN	AVG	FG	FGA	PCT	3FG	FGA	PCT	FT	FTA	PCT	OFF	DEF	TOT	AVG	PF	FO	A	AVG	TO	BLK	STL	PTS	AVG
2003-04	26	0	206	7.9	34	81	.420	28	61	.459	6	12	.500	4	15	19	0.7	12	0	9	0.3	13	1	4	102	3.9





JIMMY BALDERSON
 6-6 • 200 • sophomore • guard
 Magrath, Alberta, Canada

BALDERSON LATELY: Played 6 minutes in each of the last three games Has made more than one field goal only once (vs. SUU) in the last eight games scored 11 points in 14 minutes off the bench on 4-of-5 shooting vs. Southern Utah ... Played less than a minute at Weber State and did not play vs. NC State after starting the prior three games ... shot 2-of-15 from the floor in his three starts ... Recorded a career-high 22 points at USC on 6-12 shooting, including a career-best 5 three-pointers ... Scored 6 points on .500 shooting in 11-minute season debut at Utah State after coming out of redshirt year ... Sat out the first four games planning to redshirt after August return from his two-year LDS Church mission to the Marshall Islands.

NOTING BALDERSON: Balderson is a 6-foot-6 guard who averaged 4.0 points per game and 1.5 rebounds per game as a freshman at BYU prior to serving a two-year mission for the Church of Jesus Christ of Latter-day Saints ... He returned in August ... A talented scorer, he has excellent range from the three-point arc and has good size. ... He plans to redshirt to allow time to get back into playing condition after his missionary service ... Balderson played in 27 of 30 games as a freshman reserve on BYU's 18-12 team that advanced to the second round of the NIT, logging 8.5 minutes per game while shooting .487 from the floor; .306 (11-of-36) on threes and .657 from the line ... His 48.7 percent shooting from the floor led all BYU perimeter players ... He was seventh on the team in scoring ... He appeared in all 14 league games, averaging 3.6 points and 1.3 rebounds in 8.3 minutes ... He scored double-digit points in three games ... He led BYU in scoring, rebounds and steals with season highs of 19 points, 7 rebounds and 3 steals in BYU's win over Fort Lewis College ... he totaled 14 points and 6 rebounds in a loss at Air Force and scored 11 points with 2 rebounds and a season-high 2 assists in a home win over Southern Utah ... He came off the bench cold in the closing moments of regulation at Pepperdine and promptly hit a three-pointer from the corner as time expired to send the game into overtime ... He scored in 21 of his 27 appearances and grabbed in a rebound in 17 outings.

PERSONAL: Born August 1983 in Magrath, Alberta, Canada ... parents are Wes and Lorraine Balderson ... one of seven children, three boys ... oldest brother was Canadian Interuniversity Player of the Year in Canada as shooting guard, while other brother currently plays football at the University of Alberta and little sister Debbie currently plays basketball for Lethbridge Community College ... served a two-year mission for the Church of Jesus Christ of Latter-day Saints in the Marshall Islands speaking Marshallese ... Business Finance major.

Jimmy Balderson – 2004-05 Game-by-Game

Opponent	Date	GS	Min	TOTAL			3PTS			REBOUNDS					PF	FO	A	TO	Blk	Stl	Pts	Avg		
				FG	FGA	Pct	3FG	FGA	Pct	FT	FTA	Pct	Off	Def									Tot	Avg
vs North Carolina	11-22-04			DNP - planned redshirt																				
vs Stanford	11-23-04			DNP - planned redshirt																				
vs Chaminade	11-24-04			DNP - planned redshirt																				
CALIFORNIA	11-27-04			DNP - planned redshirt																				
at Utah State	12/01/04		11	2	4	.500	1	3	.333	1	2	.500	0	0	0	0.0	0	0	0	1	0	0	6	6.0
at USC	12/04/04		25	6	12	.500	5	8	.625	5	7	.714	0	1	1	0.5	3	0	4	2	0	0	22	14.0
BOISE STATE UNIVERSITY	12/06/04	*	18	1	6	.167	1	4	.250	0	0	.000	0	2	2	1.0	0	0	1	0	0	3	10.3	
vs Washington State University	12/11/04	*	15	0	4	.000	0	3	.000	0	0	.000	0	0	0	0.8	0	0	2	0	0	0	7.8	
UTAH STATE	12/18/04	*	10	1	5	.200	0	2	.000	0	0	.000	0	0	0	0.6	4	0	1	1	0	2	6.6	
NORTH CAROLINA STATE	12/21/04			DNP - coaches decision																				
at Weber State	12-23-04		0	0	0	.000	0	0	.000	0	0	.000	0	1	1	0.7	0	0	0	0	0	0	5.5	
SOUTHERN UTAH UNIVERSITY	12/28/04		14	4	5	.800	1	1	1.000	2	2	1.000	0	0	0	0.6	2	0	2	1	0	1	11	6.3
SANTA CLARA	12/31/04		6	0	3	.000	0	1	.000	0	0	.000	0	1	1	0.6	0	0	0	0	0	0	5.5	
at Saint Mary's (CA)	01/04/05		6	0	2	.000	0	0	.000	0	0	.000	0	0	0	0.8	0	0	1	1	0	0	2.5	
SAN DIEGO STATE	01/08/05		6	1	2	.500	0	1	.000	0	0	.000	0	1	1	0.6	0	0	0	2	0	0	2	5.1
Totals		3	112	16	43	.372	9	24	.375	10	13	.769	0	6	6	0.6	10	0	8	9	0	1	51	5.1

Games played: 10
 Points/game: 5.1
 FG Pct: .372
 3FG Pct: .375
 FT Pct: 76.9

 Rebounds/game: 0.6
 Assists/game: 0.8
 Turnovers/game: 0.9
 Assist/turnover ratio: 0.9
 Steals/game: 0.1


CAREER HIGHS:

POINTS: 22 at USC (2005)
 FG MADE: 8 vs. Fort Lewis (12/12/01)
 FG ATT: 12 at USC (2005)
 FG%: .800 vs. Ft. Lewis, (12/12/01) vs. SUU (2005)
 3FG MADE: 5 at USC (2005)
 3FG ATT: 8 at USC (2005)
 3FG%: .620 at USC (2005)
 FT MADE: 5 at USC (2005)
 FT ATT: 7 at USC (2005)
 FT %: 1.000 (4-4) at AFA, UNLV (2001-02)
 REB: 7 vs. Fort Lewis (12/12/01)
 ASSTS: 4 at USC (2005)
 STEALS: 3 vs. Fort Lewis (12/12/01)
 BLOCKS: 1 at Wyoming (2/28/02)
 MIN: 25 at USC (2005)

BALDERSON PRIOR YEAR TOTALS

YEAR	GP	GS	MIN	AVG	FG	FGA	PCT	3FG	FGA	PCT	FT	FTA	PCT	OFF	DEF	TOT	AVG	PF	FO	A	AVG	TO	BLK	STL	PTS	AVG
2001-02	27	0	229	8.5	37	76	.487	11	36	.306	23	35	.657	11	30	41	1.5	21	1	12	0.4	15	1	9	108	4.0





TERRY NASHIF
 5-10 • 165 • senior • point guard
 Vancouver, Wash.

NASHIF LATELY: Has seven starts but is now coming off the bench ... Averages 2.1 assists per game ... Played season-low 2 minutes vs. SDSU ... Scored 5 points off the bench at Saint Mary's, including a clutch three when the Cougars were still in the game ... Made his seventh start in of the year against Washington State but played just six minutes ... Dished out a career-high 10 assists in 25 minutes of action off the bench at USC ... Had a season-high 8 points, career-best 8 rebounds and 5 assists in career-most 31 minutes vs. California ... Started all three games at the Maui Invitational, averaging 4.7 points and a team-leading 3.3 assists per game ... took a career-most 9 field goal attempts and 5 three-point attempts vs. Stanford ... also took 5 treys vs. Cal.

NOTING NASHIF: Nashif is a solid floor leader with three years of reserve experience who earned the start at the point to begin the season ... He was the primary backup as a freshman and sophomore and played in 23 of 30 games last season as a junior ... He made seven starts in 76 appearances in his first three seasons ... A smart player and good distributor of the ball, he led BYU in assists (3.0) and ranked first among MWC players in Assist/TO Ratio during league games as a sophomore when he made six starts and saw his most extended playing time ... He can knock down the three-pointer and is an excellent ballhandler ... Last year he played a season-high 21 minutes and scored a season-high 6 points while adding 4 rebounds and 3 assists against Western Oregon ... He dished out a career-best 8 assists against Idaho State at the Cable Car Classic in 18 minutes ... As a sophomore matched up against UNLV's Marcus Banks, who went onto become an NBA first-round draft selection, Nashif had 2 blocks and 7 assists (1 turnover), adding 4 boards.

PERSONAL: Born July 1980 in Vancouver, Wash. ... parents are Bruce and Kathy Nashif ... ancestry comes from Lebanon ... served a mission for the Church of Jesus Christ of Latter-day Saints to Columbia, S.C., returning in July 2001 ... recruited by Harvard and Portland State ... engaged to marry Katie Williamson on Nov. 6, 2004 ... physical education major.

Terry Nashif – 2004-05 Game-by-Game

Opponent	Date	GS	Min	TOTAL		3PTS			REBOUNDS				Avg	PF	FO	A	TO	Blk	Stl	Pts	Avg				
				FG	FGA	Pct	3FG	FGA	Pct	FT	FTA	Pct										Off	Def	Tot	
vs North Carolina	11-22-04	*	23	1	3	.333	1	3	.333	0	0	.000	0	1	1	1.0	1	0	4	8	0	1	3	3.0	
vs Stanford	11-23-04	*	30	2	9	.222	1	5	.200	2	2	1.000	0	1	1	1.0	4	0	1	3	0	1	7	5.0	
vs Chaminade	11-24-04	*	21	2	3	.667	0	0	.000	0	0	.000	0	4	4	2.0	2	0	5	1	1	1	4	4.7	
CALIFORNIA	11/27/04	*	31	3	8	.375	2	5	.400	0	0	.000	0	8	8	3.5	4	0	5	3	0	0	8	5.5	
at Utah State	12/01/04	*	10	0	0	.000	0	0	.000	0	0	.000	0	0	0	2.8	0	0	1	2	0	0	0	4.4	
at USC	12/04/04	*	25	0	4	.000	0	3	.000	0	0	.000	0	3	3	2.8	3	0	10	2	0	1	0	3.7	
BOISE STATE UNIVERSITY	12/08/04	*	17	0	2	.000	0	1	.000	1	2	.500	0	1	1	2.6	0	0	0	1	0	0	1	3.3	
vs Washington State University	12/11/04	*	6	0	1	.000	0	1	.000	0	0	.000	0	0	0	2.3	1	0	0	0	0	0	0	2.9	
UTAH STATE	12/18/04	*	12	0	2	.000	0	1	.000	0	0	.000	0	0	0	2.0	0	0	4	1	0	1	0	2.6	
NORTH CAROLINA STATE	12/21/04	*	8	0	2	.000	0	2	.000	0	0	.000	0	0	0	1.8	0	0	1	0	0	0	0	2.3	
at Weber State	12-23-04	*	6	0	0	.000	0	0	.000	0	0	.000	0	0	0	1.6	0	0	0	1	0	0	0	2.1	
SOUTHERN UTAH UNIVERSITY	12/28/04	*	9	0	1	.000	0	0	.000	0	0	.000	0	3	3	1.8	0	0	0	0	0	1	0	1.9	
SANTA CLARA	12/31/04	*	2	0	1	.000	0	1	.000	0	0	.000	0	0	0	1.6	0	0	0	0	0	0	0	1.8	
at Saint Mary's (CA)	01/04/05	*	17	2	6	.333	1	3	.333	0	0	.000	0	1	1	1.6	0	0	0	2	0	0	5	2.0	
SAN DIEGO STATE	01/08/05	*	2	0	0	.000	0	0	.000	0	0	.000	0	0	0	1.5	0	0	0	0	0	0	0	1.9	
Totals			7	219	10	42	.238	5	25	.200	3	4	.750	0	22	22	1.5	15	0	31	24	1	6	28	1.9

Games played: 15
 Points/game: 1.9
 FG Pct: 23.8
 3FG Pct: 20.0
 FT Pct: 75.0

Rebounds/game: 1.5
 Assists/game: 2.1
 Turnovers/game: 1.6
 Assist/turnover ratio: 1.3
 Steals/game: 0.4
 Blocks/game: 0.1


CAREER HIGHS:

POINTS: 11 at SDSU (2003)
 FG MADE: 3 (3 times) last vs. California (2005)
 FG ATT: 9 vs. Stanford (2005)
 FG%: 1.000 (3-3) at SDSU (2003)
 3FG MADE: 3 at SDSU (2003)
 3FG ATT: 5 vs. Sanford, Cal (2005)
 3FG%: 1.000 (3-3) at SDSU (2003)
 FT MADE: 6 vs. Rice
 FT ATT: 6 vs. CSUN (2002), Rice
 FT %: 1.000 (6-6) vs. Rice
 REB: 8 vs. California (2005)
 ASSISTS: 10 at USC (2005)
 STEALS: 3 at AFA
 BLOCKS: 2 vs. UNLV
 MINUTES: 31 vs. California (2005)

NASHIF PRIOR YEARS' STATS

YEAR	GP	GS	MIN	AVG	FG	FGA	PCT	3FG	FGA	PCT	FT	FTA	PCT	OFF	DEF	TOT	AVG	PF	FO	A	AVG	TO	BLK	STL	PTS	AVG
2001-02	21	0	60	2.9	1	3	.333	0	2	.000	9	12	.750	0	9	9	0.4	9	0	10	0.5	9	0	2	11	0.5
2002-03	32	6	470	14.7	21	61	.344	10	26	.385	17	23	.739	5	47	52	1.6	43	0	68	2.1	23	3	18	69	2.2
2003-04	23	1	171	7.4	6	22	.273	3	13	.231	7	9	.778	2	22	24	1.0	21	1	26	1.1	20	1	9	22	1.0
3-Year Totals	76	7	701	9.2	28	86	.326	13	41	.317	33	44	.750	7	78	85	1.1	73	1	104	1.3	42	4	29	102	1.3





SAM BURGESS
 6-3 • 190 • sophomore • guard
 Alpine, Utah

BURGESS LATELY: Has come off the bench in the last eight games for mostly limited minutes after not playing the prior two outings ... He saw more time vs. Southern Utah, scoring 5 points in 12 minutes ... Scored 5 points in 9 minutes vs. Utah State ... Played 4 minutes vs. Washington State at the Delta Center ... Scored 5 points in 12 minutes in his only start vs. California ... Scored 8 points with 3 rebounds, 3 blocks and 2 steals in 26 minutes vs. Chaminade in BYU's win.

NOTING BURGESS: Burgess is a 6-foot-3, 190-pound shooting guard who averaged 17.2 points per game during his one year at Snow College (Utah) prior to committing to BYU ... After playing at Snow, he left to serve a two-year mission for the Church of Jesus Christ of Latter-day Saints in Spokane, Wash., returning in May 2004 ... He is an excellent shooter and solid defender ... As a freshman prior to his mission and led the Scenic West Athletic Conference in three-point accuracy in 2001-02, making 49 percent (95-192) of his long range attempts while shooting 53 percent overall from the floor ... He shot 79 percent from the free throw line ... Burgess prepped at Lone Peak High School in Highland, Utah, where he was a first-team all-state athlete in three football, basketball and baseball.

PERSONAL: Born in November 1982, Burgess is a native of Alpine, Utah ... Parents are Andrew and Wealtha Burgess ... He is one of six children ... Two of his current teammates on BYU's team are his first cousins - brothers Joshua and David Burgess ... He served a two-year mission for the Church of Jesus Christ of Latter-day Saints in Spokane, Wash.

CLEVELAND ON BURGESS: "Sam is an outstanding three-point shooter and a strong defender. I love his competitive and confident approach to the game. Sam will be a great asset to our program."

Sam Burgess – 2004-05 Game-by-Game

Opponent	Date	GS	Min	TOTAL			3PTS			REBOUNDS			Avg	PF	FO	A	TO	Blk	Stl	Pts	Avg				
				FG	FGA	Pct	3FG	FGA	Pct	FT	FTA	Pct										Off	Def	Tot	
vs North Carolina	11-22-04		15	2	7	.286	0	2	.000	0	0	.000	0	1	1	1.0	4	0	0	2	0	0	4	4.0	
vs Stanford	11-23-04		8	0	3	.000	0	2	.000	0	0	.000	0	1	1	1.0	1	0	1	0	0	0	2.0		
vs Chaminade	11-24-04		26	3	11	.273	2	6	.333	0	0	.000	1	2	3	1.7	3	0	0	2	3	2	8	4.0	
CALIFORNIA	11-27-04	*	12	1	5	.200	1	4	.250	3	3	1.000	1	0	1	1.5	3	0	0	1	0	1	6	4.5	
at Utah State	12-01-04		9	1	2	.500	0	0	.000	0	0	.000	0	1	1	1.4	0	0	0	1	0	0	2	4.0	
at USC	12-04-04		DNP - coaches decision																						
BOISE STATE UNIVERSITY	12-08-04		DNP - coaches decision																						
vs Washington State University	12-11-04		4	0	0	.000	0	0	.000	0	0	.000	0	0	0	1.2	1	0	0	1	0	0	0	3.3	
UTAH STATE	12-18-04		9	2	5	.400	1	1	1.000	0	0	.000	0	0	0	1.0	2	0	0	0	0	1	5	3.6	
NORTH CAROLINA STATE	12-21-04		0	0	1	.000	0	1	.000	0	0	.000	0	1	1	1.0	0	0	0	0	0	0	0	3.1	
at Weber State	12-23-04		1	0	0	.000	0	0	.000	0	0	.000	0	0	0	0.9	0	0	0	0	0	0	0	2.8	
SOUTHERN UTAH UNIVERSITY	12-28-04		12	1	4	.250	1	3	.333	2	2	1.000	1	0	1	0.9	4	0	0	1	0	0	5	3.0	
SANTA CLARA	12-31-04		2	0	0	.000	0	0	.000	0	0	.000	0	0	0	0.8	1	0	0	0	0	0	0	2.7	
at Saint Mary's (CA)	01-04-05		6	0	2	.000	0	0	.000	0	0	.000	0	0	0	0.8	0	0	1	1	0	0	0	2.5	
SAN DIEGO STATE	01-08-05		2	0	1	.000	0	1	.000	0	0	.000	0	1	1	0.8	1	0	0	1	0	0	0	2.3	
Totals			1	106	10	41	.244	5	20	.250	5	5	1.000	3	7	10	0.8	20	0	2	10	3	4	30	2.3

Games played: 13
 Points/game: 2.3
 FG Pct: 24.4
 3FG Pct: 25.0
 FT Pct: 100.0

Rebounds/game: 0.8
 Assists/game: 0.2
 Turnovers/game: 0.8
 Assist/turnover ratio: 0.2
 Steals/game: 0.3
 Blocks/game: 0.2

CAREER HIGHS:

POINTS: 8 vs. Chaminade (2005)
 FG MADE: 3 vs. Chaminade (2005)
 FG ATT: 11 vs. Chaminade (2005)
 FG%: .500 (1-2) at Utah State (2005)
 3FG MADE: 2 vs. Chaminade (2005)
 3FG ATT: 6 vs. Chaminade (2005)
 3FG%: .333 (2-6) vs. Chaminade (2005)
 FT MADE: 3 vs. California (2005)
 FT ATT: 3 vs. California (2005)
 FT%: 1.000 (3-3) vs. Cal (2005)
 REB: 3 vs. Chaminade (2005)
 ASSISTS: 1 vs. Stanford, at Saint Mary's (2005)
 STEALS: 2 vs. Chaminade (2005)
 BLOCKS: 3 vs. Chaminade (2005)
 MINUTES: 26 vs. Chaminade (2005)





JOSHUA BURGESS

6-8 • 230 • junior • forward
Irvine, Calif.

BURGESS LATELY: Saw his only regular-season action of the year vs. Southern Utah with one rebound and one assist in three minutes played ... Played in both exhibition games, logging an average of 4.0 minutes per game.

NOTING BURGESS: Burgess joined the team in fall 2003 as a sophomore after playing at Irvine Valley College in 2003 ... He practiced with the team while sitting out due to transfer rules He is an aggressive rebounder with a good shooting touch with three-point range.

PERSONAL: Burgess was born March 1981 in Sandy, Utah ... parents are Kenneth and Sandi Burgess ... has three brothers and one sister ... brother Chris played at Duke and Utah before playing professionally overseas ... brother David is a freshman teammate at BYU this season and first cousin Sam Burgess is a sophomore who has joined the team after returning from a two-year mission ... sister Angela played on BYU's women's basketball team from 1998-99 ... served a two-year mission for the Church of Jesus Christ of Latter-day Saints in San Pablo, Philippines from August 2000 to July 2002 ... fitness and wellness management major.

Joshua Burgess – 2004-05 Game-by-Game

Opponent	Date	GS	Min	TOTAL		3-PTS		FT		REBOUNDS					PF	FO	A	TO	Blk	Stl	Pts	Avg		
				FG	FGA	Pct.	3FG	FGA	Pct.	FT	FTA	Pct.	Off	Def									Tot	Avg
vs North Carolina	11/22/04																							
vs Stanford	11/23/04																							
vs Chaminade	11/24/04																							
CALIFORNIA	11/27/04																							
at Utah State	12/01/04																							
at USC	12/04/04																							
BOISE STATE UNIVERSITY	12/08/04																							
vs Washington State University	12/11/04																							
UTAH STATE	12/18/04																							
NORTH CAROLINA STATE	12/21/04																							
at Weber State	12/23/04																							
SOUTHERN UTAH UNIVERSITY	12/28/04		3	0	1	.000	0	0	.000	0	0	.000	0	1	1	1.0	0	0	1	0	0	0	0.0	
SANTA CLARA	12/31/04																							
at Saint Mary's (CA)	01/04/05																							
SAN DIEGO STATE	01/08/05																							
Totals			0	3	0	1	.000	0	0	.000	0	0	.000	0	1	1	1.0	0	0	1	0	0	0	0.0

Games played: 1
FG Pct: 0.0

Rebounds/game: 1.0
Assists/game: 1.0
Assist/turnover ratio: 99.9

CAREER HIGHS:

POINTS: -
FG MADE: -
FG ATT: 1 vs. Southern Utah (2005)
FG %: .000 (0-1) vs. Southern Utah (2005)

3FG MADE: -
3FG ATT: -
3FG %: -
FT MADE: -
FT ATT: -
FT %: -
REB: 1 vs. Southern Utah (2005)
ASSISTS: 1 vs. Southern Utah (2005)

STEALS: -
BLOCKS: -
MINUTES: 3 vs. Southern Utah (2005)



BROCK REICHNER

6-4 • 205 • junior • guard
Provo, Utah

REICHNER LATELY: Has played in three regular-season games, playing two minutes at Saint Mary's, four minutes vs. Southern Utah and seeing late action vs. Chaminade ... He had 3 points, 1 rebound and 1 assist vs. SUU ... Played in one of two exhibitions, scoring 3 points vs. Calgary.

NOTING REICHNER: Reichner unites with the Cougars this fall as a junior after being one of Salt Lake Community College's major contributors in 2004 ... The 6-foot-4 Reichner adds to BYU's backcourt a solid shooter and talented defender and rebounder ... Reichner played at the College of Eastern Utah and served a two-year mission for the Church of Jesus Christ of Latter-day Saints before transferred to SLCC for his sophomore year where Reichner earned honorable mention honors,

leading the SWAC in free throw shooting at 89 percent ... He averaged 10.5 points, 4.5 rebounds and 2.1 assists and earned Academic All-American honors.

PERSONAL: Reichner was born July 1981 in Rexburg, Idaho ... parents are Mark and Irene Reichner ... married to Chanell Rose, who was a member of the BYU women's basketball team (2000-2003) and is the daughter of BYU associate head coach Dave Rose ... youngest of three brothers and two sisters ... brother David played at Utah and is now an assistant coach at San Jose State ... served a two year mission for the Church of Jesus Christ of Latter-day Saints in Portugal Lisbon South mission from October 2000 to December 2002 ... international relations major.

Brock Reichner – 2004-05 Game-by-Game

Opponent	Date	GS	Min	TOTAL			3-PTS			REBOUNDS			PF	FO	A	TO	Blk	Stl	Pts	Avg			
				FG	FGA	Pct	3FG	FGA	Pct	FT	FTA	Pct									Off	Def	Tot
vs North Carolina	11-22-04																						
vs Stanford	11-23-04																						
vs Chaminade	11-24-04			1	0	0	.000	0	0	.000	0	0	.000	0	0	0	0	0	0	0.0			
CALIFORNIA	11/27/04																						
at Utah State	12/01/04																						
at USC	12/04/04																						
BOISE STATE UNIVERSITY	12/08/04																						
vs Washington State University	12/11/04																						
UTAH STATE	12/18/04																						
NORTH CAROLINA STATE	12/21/04																						
at Weber State	12/23/04																						
SOUTHERN UTAH UNIVERSITY	12/28/04			4	1	2	.500	1	2	.500	0	2	.000	1	0	1	0.5	0	0	3	15		
SANTA CLARA	12/31/04																						
at Saint Mary's (CA)	01/04/05			2	0	0	.000	0	0	.000	0	0	.000	0	0	0	0.3	0	0	0	10		
SAN DIEGO STATE	01/08/05																						
Totals		0	7	1	2	.500	1	2	.500	0	2	.000	1	0	1	0.3	0	0	1	1	0	3	10

Games played: 3
Points/game: 1.0
FG Pct: 50.0
3FG Pct: 50.0
FT Pct: 0.0

Rebounds/game: 0.3
Assists/game: 0.3
Turnovers/game: 0.3
Assist/turnover ratio: 1.0

CAREER HIGHS:

POINTS: 3 vs. Southern Utah (2005)
FG MADE: 1 vs. Southern Utah (2005)
FG ATT: 2 vs. Southern Utah (2005)
FG %: .500 (1-2) vs. SUU (2005)
3FG MADE: 1 vs. Southern Utah (2005)
3FG ATT: 2 vs. Southern Utah (2005)
3FG %: .500 (1-2) vs. SUU (2005)
FT MADE: -
FT ATT: 2 vs. Southern Utah (2005)
FT %: .000 (0-2) vs. SUU (2005)
REB: 1 vs. Southern Utah (2005)
ASSISTS: 1 vs. Southern Utah (2005)
STEALS: -
BLOCKS: -
MINUTES: 4 vs. Southern Utah (2005)

5 PLAYERS SCORE IN DOUBLE FIGURES

12/28/04 vs. Southern Utah Ainge (14),
Rose (14), Hall (12), Balderson (11), Dawes (10)

6 PLAYERS SCORE IN DOUBLE FIGURES

11/24/99 vs. SUU 92-64 W, Lyday 15, Wesley 14, Rivers
14, Vranes 13, Nielsen 12, Cooper 10

A PLAYER RECORD A DOUBLE-DOUBLE

3/18/04 vs. Syracuse at NCAA Tournament (Denver)
Rafael Araujo, 24 points, 12 rebounds

TWO PLAYERS RECORD A DOUBLE-DOUBLE

1/23/99 vs. CS Northridge
Mark Bigelow 23 points, 11 rebounds
Nathan Cooper 15 points, 10 rebounds

TWO DOUBLE-DIGIT REBOUNDERS

12/30/03 at Santa Clara (Cable Car Classic)
Rafael Araujo-12, Jake Shoff-12

SIX PLAYERS HAD 5 OR MORE REBOUNDS

1/8/05 vs. San Diego State, Jensen-7, Hall-6, Rose-6
Meads-6, Ainge-6, Miles-5

FIVE PLAYERS HAD 6 OR MORE REBOUNDS

1/8/05 vs. San Diego State, Jensen-7, Hall-6, Rose-6
Meads-6, Ainge-6

TWO PLAYERS FOULED OUT

2/23/04 vs. Air Force
Hall, Shoff

THREE OR MORE PLAYERS FOULED OUT

12/30/03 at Santa Clara (Cable Car Classic)
Araujo, Jensen, Shoff

A PLAYER EJECTED FROM THE GAME

11/23/02 vs. Kansas State
Travis Hansen (2 technical fouls)

A BYU PLAYER RECEIVED A TECHNICAL FOUL

1/4/05 at Saint Mary's (hang on rim) - Chris Miles

A BYU COACH RECEIVED A TECHNICAL FOUL

3/3/03 at UNM - Steve Cleveland

AN OPPONENT COACH RECEIVED A TECHNICAL FOUL

12/13/03 vs USC - USC coach Henry Bibby

AN OPPONENT PLAYER RECEIVED A TECHNICAL FOUL

12/4/04 at USC - Gabriel Pruitt

AT LEAST TWO PLAYERS SCORED 20+ POINTS

12/31/04 vs. Santa Clara
Mike Rose-26, Jared Jensen-23

THREE PLAYERS SCORED 20+ POINTS

1/16/03 vs. UNLV Rafael Araujo-22
Mark Bigelow-21; Travis Hansen-20

FOUR PLAYERS SCORED 20+ POINTS

1/13/79 vs. UNM D. Ainge-27; Scott Runia-25;
Devin Durrant-20; Alan Taylor-20.

TWO PLAYERS SCORED 25+ POINTS

3/1/01 at New Mexico
Terrell Lyday-26; Mekeli Wesley-25

A PLAYER SCORED 30+ POINTS

12/06/03 vs. Oklahoma State (at Delta Center)
Rafael Araujo-32

PLAYER ATTEMPTED 20 OR MORE FIELD GOALS

3/20/03 21, Travis Hansen vs. Connecticut (8-21)

A PLAYER WITH 5 STEALS

2/9/04 vs. SDSU - Mike Hall

A PLAYER HAD DOUBLE-DIGIT ASSISTS

12/4/04 at USC
Terry Nashif - 10

A PLAYER MADE DOUBLE-DIGIT FREE THROWS

2/7/04 vs. UNLV
Mike Hall - 10-of-10

A PLAYER 100% AT FT LINE (MIN. 8 ATTS)

1/8/05 vs. SDSU - Mike Hall (8-8)

A PLAYER 100% FROM FLOOR (MIN. 5 ATTS)

1/02/03 vs. Pepperdine
Jake Shoff (6-6)

A PLAYER 100% ON TREYS (MIN. 3 ATTS)

3/18/04 vs. Syracuse at NCAA - Mike Hall (3-3)

DID NOT MAKE A TREY (255 STRAIGHT GAMES WITH 3)

11/22/96 vs. CS Fullerton (0-9)

LAST TIME OPPONENT DID NOT MAKE A TREY

12/14/02 Utah State (0-5)

BYU HAD SIX OR FEWER TURNOVERS

3/10/00 vs. Utah, 6

BYU COMMITTED 25-PLUS TURNOVERS

1/4/05 at Saint Mary's, 72-51 L (25)

BYU COMMITTED 11 OR LESS TEAM FOULS IN A GAME

12/7/00 vs. Florida International, 11

BYU SCORED 90 POINTS

12/8/04 vs. Boise State 90-77 W

BYU SCORED 100 POINTS

2001-02 vs. Fort Lewis 101-53 W

BYU SCORED 110 POINTS

1/28/95 vs. Morgan State 110-69 W

BYU SCORED LESS THAN 50 POINTS IN A GAME

12/11/04 vs. Washington State 46-49 L

HELD OPPONENT TO LESS THAN 50 POINTS IN A GAME

12/11/04 vs. Washington State 46-49 L

BYU SCORED LESS THAN 40 POINTS IN A GAME

2/3/97 @ New Mexico 32-74 L

HELD OPPONENT TO LESS THAN 40 POINTS IN A GAME

2/3/03 vs. Air Force 65-33 W

SHOT 60% FG

12/23/04 @ Weber State, (604) won, 79-61

OPPONENT SHOT 60% FG

1/24/04 @ Air Force 72.5 percent

SHOT 70% FG IN A HALF

12/31/04 vs. Santa Clara, (727) 16-22

DID NOT MISS A 2-POINT ATTEMPT IN A HALF

2/23/04 vs. Air Force, 13-13 inside the arc, (14-17, .824
overall)

SHOT 100% FT

1/4/05 @ Saint Mary's 3-for-3

SHOT 90% FT

12/31/04 vs. Santa Clara 91.7 percent 33-for-36

SHOT LESS THAN 50% FT

12/23/03 @ Utah State 43.8 percent (7-16)

SHOT 60% THREE-POINTERS

3/12/04 vs. Utah @MWC Tourney, 62.5 percent 5-for-8

SHOT 70% THREE-POINTERS

1/16/93 @ Air Force 73.3 percent 11-for-15

OPPONENT SCORED LESS THAN 20 POINTS IN FIRST HALF

1/8/05 SDSU, 19 (BYU led 28-19)

SCORED LESS THAN 20 POINTS IN THE FIRST HALF

11/22/04 vs. North Carolina, 18 (trailed 18-48)
12/21/04 vs. NC State, 18 (trailed 18-40)

SCORED LESS THAN 20 POINTS IN THE SECOND HALF

1/15/00 vs. Utah, 19

SCORED OVER 50 POINTS IN FIRST HALF

11/30/02 vs. Rice, 56

SCORED OVER 50 POINTS IN SECOND HALF

12/31/04 vs. Santa Clara, 59

SCORED OVER 60 POINTS IN FIRST HALF

2/25/93 vs. Sacramento St. 62

SCORED OVER 60 POINTS IN SECOND HALF

12/28/95 vs. Morgan St. 61

ALLOWED OVER 50 POINTS IN A HALF

12/23/03 at Utah State - 51 (first half)

WON BY 50 POINTS

2/25/93 vs. Sacramento State (50) 128-78 W

WON BY 40 POINTS

12/12/01 vs. Fort Lewis (48) 101-53 W

WON BY 30 POINTS

12/10/03 vs. Western Oregon (36) 92-56 W

WON BY 25 POINTS

12/28/04 vs. SUU (25) 77-52 W

LOST BY 35-plus POINTS

11/22/04 vs. North Carolina (36) 86-50 L

LOST BY 25 POINTS

1/7/04 @ NC State (27) 89-62 L

PLAYED OVERTIME GAME

2/9/04 vs. SDSU 83-69 W

WON GAME IN SINGLE OVERTIME

2/9/04 vs. SDSU 83-69 W

LOST IN OVERTIME

3/14/03 vs. CSU at MWC 80-86 L

PLAYED A DOUBLE OT GAME

3/5/88 vs. Utep 80-83 L 2OT

PLAYED A TRIPLE OT GAME

2/28/98 @ Utep 76-75 W 3OT

WON 15 STRAIGHT GAMES

1987-88 (17)

WON 10 STRAIGHT GAMES

1992-93 (13)

WON 9 STRAIGHT GAMES

2003-04

WON 6 STRAIGHT GAMES

2003-04 (twice)

LOST 3 STRAIGHT GAMES

2004-05 (twice) vs. California, @ Utah State, @ USC
vs. Wash St., Utah State, NC State

LOST 4 STRAIGHT GAMES

1998-99 Fresno St., @ UTEP, @ UNM, Utah

LOST 5 STRAIGHT

1997-98 (9)

LOST 10 STRAIGHT GAMES

1996-97 (21) - school record

WENT TO AN NCAA GAME

3/18/04 vs. Syracuse 75-80 L

WON AN NCAA GAME

3/18/93 vs. SMU 80-71 W
Then lost to Kansas 76-90 in second round

WON TWO NCAA GAMES

1980-81 Princeton 60-51, UCLA 78-55, Notre Dame 51-
50 Then lost to Virginia 60-74 L

WON THREE NCAA GAMES

Same as above

WON FOUR NCAA GAMES

Never

PLAYED IN THE NIT

2001-2002 Season

WON AN NIT GAME

3/14/02 vs. UC Irvine 78-55 W

WON TWO NIT GAMES

1999-00 Bowling Green 81-54, So. Illinois 82-57
Then lost to Notre Dame in quarterfinals

WON THREE NIT GAMES

1965-66 NIT CHAMPIONS
1950-51 NIT CHAMPIONS

WON CONFERENCE TOURNEY

2000-01

WON CONFERENCE REGULAR SEASON

2002-03 Tied with Utah

WON CONFERENCE REGULAR SEASON OUTRIGHT

1987-88

APPEARED ON ESPN

3/1/04 vs. Utah, 70-57 W

APPEARED ON ESPN 2

11/22/04 vs. North Carolina, 86-50 L

APPEARED ON ESPN+PLUS

3/12/04 vs. Utah at MWC, 51-54 L

APPEARED ON CBS

3/15/03 vs. Syracuse 75-80 L

APPEARED ON ABC

3/6/04 at UNLV, 89-88 W

WAS RANKED IN THE TOP-25 AP POLL

1992-93 Season Ranked 21st

FINISHED SEASON RANKED IN THE TOP-25 POLL

1987-88 Season 19th (AP), 17th (UPI)

2004-05 Individual Game Box Scores

2004-05 BYU Men's Basketball

BYU vs. No. 11 North Carolina – Game #1 (Maui)

11-23-04 4 p.m. at Lahaina Civic Center, Maui, Hawaii
VISITORS: Brigham Young D-1

#	Player	totfg		3-pt		rebounds			pf	tp	a	to	blk	s	min
		f	a	f	a	ft	of	de							
41	MEADS, Garner	f	1	6	0	0	0	3	2	1	4	1	2	22	
52	JENSEN, Jared	f	4	9	0	2	3	3	4	8	1	1	0	26	
01	HALL, Mike	g	4	15	2	8	2	1	3	4	10	4	1	25	
02	ROSE, Mike	g	2	7	1	5	0	0	1	1	0	1	0	15	
10	NASHIF, Terry	g	1	3	1	3	0	0	1	1	3	4	8	0	
03	YOUNG, Keena	g	3	8	0	2	3	5	10	1	9	0	0	23	
13	AINGE, Austin	g	2	3	2	3	0	0	1	1	6	1	4	0	
20	BURGESS, Sam	g	2	7	0	2	0	0	0	1	4	4	0	15	
34	BURGESS, David	g	0	1	0	0	0	0	0	0	2	0	0	1	
43	DAWES, Derek	g	0	0	0	0	0	0	0	0	1	0	0	3	
44	PLASTED, Trent	g	0	2	0	0	2	1	2	3	0	1	0	18	
54	MILES, Chris	g	0	1	0	0	0	0	3	2	5	1	0	7	
TEAM						2									
Totals.....		18	57	6	23	8	14	15	28	43	21	50	8	27	4

TOTAL FG%	1st Half: 5-27 18.5%	2nd Half: 13-30 43.3%	Game: 31.6%	DEADB
3-Pt. FG%	1st Half: 3-13 23.1%	2nd Half: 3-10 30.0%	Game: 26.1%	REBOUNDS
F Throw %	1st Half: 5-8 62.5%	2nd Half: 3-6 50.0%	Game: 57.1%	2

HOME TEAM: North Carolina 1-1

#	Player	totfg		3-pt		rebounds			pf	tp	a	to	blk	s	min
		f	a	f	a	ft	of	de							
21	Williams, Jawad	f	4	9	0	2	3	5	1	5	6	1	11	0	0
42	May, Sean	c	7	11	0	4	6	3	5	8	2	18	0	3	0
02	Felton, Raymond	g	2	10	2	7	0	0	2	2	3	6	7	2	0
05	Manuel, Jackie	g	2	5	0	2	3	1	2	0	6	2	0	0	24
32	McCart, Rashad	g	5	9	3	6	0	0	0	5	5	3	13	3	1
01	Scott, Melvin	g	3	6	2	5	2	2	0	0	0	0	10	0	1
03	Terry, Rayshawin	g	2	3	1	2	0	0	1	0	1	5	0	3	0
11	Thomas, Quentin	g	0	1	0	0	0	0	0	0	0	0	2	1	0
15	Everett, Charlie	g	0	0	0	0	0	0	0	0	0	0	0	0	0
22	Miller, Wes	g	0	2	0	0	0	0	0	0	0	0	1	0	0
24	Williams, Marvin	g	1	4	0	0	6	3	3	6	3	8	1	2	0
25	Grant, Damien	g	0	4	0	0	0	0	2	0	0	0	0	0	4
34	Noel, David	g	3	4	0	0	1	1	2	5	7	4	7	3	0
35	Hooker, C.J.	g	0	0	0	0	0	0	0	0	0	0	0	0	2
41	Sanders, Byron	g	1	1	0	0	0	0	1	0	1	0	2	0	0
TEAM						2									
Totals.....		30	69	8	26	18	23	14	28	42	17	86	19	12	1

TOTAL FG%	1st Half: 17-36 47.2%	2nd Half: 13-33 39.4%	Game: 43.5%	DEADB
3-Pt. FG%	1st Half: 3-13 23.1%	2nd Half: 5-13 38.5%	Game: 30.8%	REBOUNDS
F Throw %	1st Half: 11-14 78.6%	2nd Half: 7-9 77.8%	Game: 78.3%	2

Officials: Bob Donato, Craig Peterson, J.D. Collins

Technical fouls: Brigham Young-None, North Carolina-None.

Attendance: 2500

Score by Periods	1st	2nd	Total
Brigham Young	18	32	50
North Carolina	48	38	86

Points in the paint-BY 16,NC 40. Points off turnovers-BY 6,NC 30.
2nd chance points-BY 6,NC 17. Fast break points-BY 7,NC 19.
Bench points-BY 22,NC 32. Score tied-1 time. Lead changes-0 times.

BYU vs. Stanford – Game #2 (Maui Invitational)

11-23-04 11 a.m. at Lahaina Civic Center, Maui, Hawaii
VISITORS: Brigham Young D-2

#	Player	totfg		3-pt		rebounds			pf	tp	a	to	blk	s	min
		f	a	f	a	ft	of	de							
41	MEADS, Garner	f	3	7	0	0	3	3	2	5	4	9	0	3	1
52	JENSEN, Jared	f	4	7	0	0	3	5	1	2	2	11	0	2	0
01	HALL, Mike	g	2	8	1	3	2	2	4	6	3	7	2	1	33
02	ROSE, Mike	g	2	5	2	2	4	2	0	2	0	8	0	3	0
10	NASHIF, Terry	g	2	9	1	5	2	2	0	1	4	7	1	3	0
03	YOUNG, Keena	g	2	4	0	0	2	3	1	3	4	0	6	0	1
13	AINGE, Austin	g	0	1	0	0	0	0	0	0	0	0	0	0	12
20	BURGESS, Sam	g	0	3	0	0	0	0	0	1	1	0	1	0	8
43	DAWES, Derek	g	2	4	0	0	0	0	3	7	10	4	4	0	1
44	PLASTED, Trent	g	0	0	0	0	1	4	1	3	4	1	0	1	0
TEAM						1									
Totals.....		17	48	4	16	15	23	11	27	38	20	53	4	19	1

TOTAL FG%	1st Half: 9-26 34.6%	2nd Half: 8-22 36.4%	Game: 35.4%	DEADB
3-Pt. FG%	1st Half: 2-9 22.2%	2nd Half: 2-8 25.0%	Game: 25.0%	REBOUNDS
F Throw %	1st Half: 5-7 71.4%	2nd Half: 10-16 62.5%	Game: 65.2%	4

HOME TEAM: Stanford 2-1

#	Player	totfg		3-pt		rebounds			pf	tp	a	to	blk	s	min
		f	a	f	a	ft	of	de							
20	Grunfeld, Dan	f	6	12	1	4	7	8	1	6	7	1	20	0	1
01	Haysz, Matt	f	3	10	0	0	0	2	6	8	4	6	1	1	3
42	Little, Rob	c	2	5	0	0	1	2	1	2	3	5	1	4	0
11	Hernandez, Chris	g	1	6	1	4	6	1	1	2	3	3	9	3	0
21	Robinson, Nick	g	4	8	0	1	0	4	4	8	3	8	2	2	0
10	Morris, Jim	g	3	6	0	1	4	4	2	1	10	4	0	0	21
31	Fingen, Taj	g	2	2	0	0	1	1	2	4	1	0	0	1	13
32	Haas, Jason	g	0	1	0	0	0	0	0	0	0	0	0	0	14
44	Washington, Fred	g	0	4	0	0	0	0	0	0	1	0	0	0	4
55	Prowitt, Peter	g	0	1	0	0	0	1	1	2	2	0	1	0	9
TEAM						1									
Totals.....		21	55	2	11	18	25	11	23	34	23	62	13	11	4

TOTAL FG%	1st Half: 10-30 33.3%	2nd Half: 11-25 44.0%	Game: 38.2%	DEADB
3-Pt. FG%	1st Half: 1-6 16.7%	2nd Half: 1-5 20.0%	Game: 18.2%	REBOUNDS
F Throw %	1st Half: 7-9 77.8%	2nd Half: 11-16 68.8%	Game: 72.0%	2

Officials: Tony Greene, Steve Skiles, Brian Forte

Technical fouls: Brigham Young-None, Stanford-None.

Attendance: 2500

Score by Periods	1st	2nd	Total
Brigham Young	25	28	53
Stanford	28	34	62

Points in the paint-BY 20,STAN 34. Points off turnovers-BY 11,STAN 15.
2nd chance points-BY 7,STAN 10. Fast break points-BY 3,STAN 8.
Bench points-BY 11,STAN 14. Score tied-4 times. Lead changes-3 times.

BYU vs. Chaminade – Game #3 (Maui Invitational)

11-24-04 2 p.m. at Lahaina Civic Center, Maui, Hawaii
VISITORS: Brigham Young 1-2

#	Player	totfg		3-pt		rebounds			pf	tp	a	to	blk	s	min
		f	a	f	a	ft	of	de							
03	YOUNG, Keena	f	7	12	0	0	0	3	3	6	2	14	0	0	2
52	JENSEN, Jared	c	6	8	0	0	4	4	1	5	4	16	0	3	0
01	HALL, Mike	g	5	12	2	2	2	3	3	6	0	14	5	1	0
02	ROSE, Mike	g	2	5	1	3	0	0	0	0	0	5	3	1	0
10	NASHIF, Terry	g	2	3	0	0	0	0	0	4	2	4	5	1	1
05	REISMAN, Joshua	g	1	1	0	0	0	0	0	0	0	0	0	0	21
12	REICHNER, Brook	g	0	0	0	0	0	0	0	0	0	0	0	0	1
13	AINGE, Austin	g	1	3	0	1	0	0	0	4	3	2	3	0	0
20	BURGESS, Sam	g	3	11	2	6	0	0	1	2	3	3	8	0	2
43	DAWES, Derek	g	4	7	0	0	2	2	0	6	6	1	10	2	1
44	PLASTED, Trent	g	0	1	0	0	0	0	0	0	0	0	0	0	3
54	MILES, Chris	g	0	0	0	0	2	3	0	0	0	2	0	0	0
TEAM						1									
Totals.....		31	63	5	15	10	10	12	24	36	17	77	16	15	5

TOTAL FG%	1st Half: 14-34 41.2%	2nd Half: 17-29 58.6%	Game: 49.2%	DEADB
3-Pt. FG%	1st Half: 2-10 20.0%	2nd Half: 3-5 60.0%	Game: 33.3%	REBOUNDS
F Throw %	1st Half: 3-3 100%	2nd Half: 7-7 100%	Game: 100%	0

HOME TEAM: Chaminade 1-3

#	Player	totfg		3-pt		rebounds			pf	tp	a	to	blk	s	min
		f	a	f	a	ft	of	de							

2004-05 Individual Game Box Scores

2004-05 BYU Men's Basketball

BYU vs. Boise State – Game #7

12/08/04 7:05 p.m. at Provo, UT
VISITORS: Boise State University 4-3, 0-0 WAC

#	Player	totfg		3-pt		rebounds		pf	tp	a	to	blk	s	min									
		fg	fga	fga	fga	fta	fta								of	de							
21	BLAKESBURN, Jer	f	4	14	0	4	1	2	4	2	6	3	9	4	3	0	35						
25	BANKS, Tazarray	f	7	24	0	1	2	0	4	4	2	5	0	1	0	0	19						
45	ELLIS, Jason	f	9	16	0	2	4	5	10	4	20	2	4	1	0	26							
05	KARL, Coby	g	4	11	2	0	1	1	2	4	10	7	2	2	1	33							
35	HARRIS, Franco	g	4	9	4	0	0	0	3	2	12	2	3	0	0	27							
04	ROBINSON, Seth	g	2	8	0	0	0	0	2	1	0	0	0	0	0	9							
11	THOMPSON, McNeal	g	6	14	4	3	3	2	0	2	19	1	0	0	1	27							
12	LLOYD, Kareem	g	1	3	0	0	0	0	5	5	2	1	2	0	0	15							
44	GAINOUS, Kenney	g	0	1	0	0	0	0	1	2	3	2	0	0	0	9							
TEAM																							
Totals.....		30		74		10		28		7		13		14		25		39		2		200	
TOTAL FG%		1st Half: 13-29		44%		2nd Half: 17-45		37%		Game: 40%		DEADB		BALL									
3-Pt. FG%		1st Half: 5-12		41%		2nd Half: 5-16		31%		Game: 35%		REBOUNDS											
F Throw %		1st Half: 0-2		0.00		2nd Half: 7-11		63%		Game: 53%													

HOME TEAM: Brigham Young 2-5, 0-0 MWC

#	Player	totfg		3-pt		rebounds		pf	tp	a	to	blk	s	min													
		fg	fga	fga	fga	fta	fta								of	de											
41	MEADS, Garner	f	1	1	0	0	2	2	0	3	3	4	4	2	1	0	14										
52	JENSEN, Jared	c	3	9	0	0	7	8	2	3	5	1	13	1	0	0	25										
01	HALL, Mike	g	3	12	3	5	6	2	7	9	2	21	5	1	0	0	38										
10	NASHIF, Terry	g	0	2	0	1	2	0	0	1	1	0	1	0	1	0	17										
23	BALDERSON, Jimmy	g	1	6	1	4	0	0	2	2	0	3	1	0	0	0	18										
02	ROSE, Mike	g	6	9	6	9	3	2	3	3	3	11	9	3	0	0	23										
03	YOUNG, Keena	g	4	6	0	0	4	3	4	5	8	2	11	2	1	1	20										
13	AINGE, Austin	g	4	8	2	4	6	0	5	3	14	5	3	0	1	25											
43	DAWES, Derek	g	1	3	0	0	1	0	3	3	2	2	0	2	1	0	14										
54	MILES, Chris	g	1	1	0	0	0	1	1	1	2	0	2	2	1	6											
TEAM																											
Totals.....		28		57		11		23		31		8		35		43		16		9		15		4		200	
TOTAL FG%		1st Half: 13-29		44%		2nd Half: 15-28		53%		Game: 49%		DEADB		BALL													
3-Pt. FG%		1st Half: 7-12		58%		2nd Half: 4-14		29%		Game: 52%		REBOUNDS															
F Throw %		1st Half: 6-8		75%		2nd Half: 4-7		57%		Game: 74%																	

Officials: Scott Thornley, Mark Whitehead, Eddie Jackson
Technical fouls: Boise State University-None; Brigham Young-None.
Attendance: 8619
Score by Periods
Boise State University 31 46 77
Brigham Young 39 51 90
Points in the paint-BOISE 18, BY 27. Points off turnovers-BOISE 15, BY 19.
2nd chance points-BOISE 16, BY 17. Fast break points-BOISE 4, BY 12.
Bench points-BOISE 21, BY 48. Score tied-4 times. Lead changes-4 times.

BYU vs. Washington St. (Delta Crest) – Game #8

12/11/04 4:00 PM at Delta Crest, Salt Lake City, UT
VISITORS: Washington State University 4-3, 0-0 Pac-10

#	Player	totfg		3-pt		rebounds		pf	tp	a	to	blk	s	min															
		fg	fga	fga	fga	fta	fta								of	de													
34	DOMGILL, Robbie	f	2	1	1	0	0	2	2	4	3	0	0	2	0	12													
45	WHEM, Jeff	f	2	8	0	1	4	6	3	11	1	8	3	5	0	1	32												
14	HENRY, Chris	c	1	4	0	0	0	0	0	0	0	0	2	0	0	15													
02	LOW, Derrick	g	0	2	0	0	0	1	1	0	0	2	2	0	0	15													
11	KELATI, Thomas	g	5	9	3	6	2	3	2	5	7	15	3	3	0	34													
01	AKONGIN, Josh	g	3	8	3	4	0	0	1	1	9	0	1	0	1	14													
05	SCHLATTER, Chris	g	1	3	0	1	0	0	4	2	2	3	1	0	0	26													
12	GREEN, Randy	g	2	4	2	4	0	0	0	0	6	0	1	0	2	14													
22	GILL, Shami	g	0	5	0	0	1	2	3	5	2	1	0	2	0	22													
24	WEAVER, Kyle	g	0	0	0	0	0	0	0	0	0	0	1	0	0	2													
25	SIMMONS, Isaiah	g	1	2	1	1	0	0	0	0	0	3	0	0	0	7													
32	HARMELING, Daven	g	0	2	0	1	0	0	1	1	1	0	1	0	0	7													
TEAM																													
Totals.....		16		49		19		7		11		10		26		36		11		49		13		15		2		200	
TOTAL FG%		1st Half: 7-22		31.8%		2nd Half: 9-27		33.3%		Game: 32.7%		DEADB		BALL															
3-Pt. FG%		1st Half: 3-7		42.9%		2nd Half: 2-12		16.7%		Game: 52.6%		REBOUNDS																	
F Throw %		1st Half: 1-3		33.3%		2nd Half: 6-8		75.0%		Game: 63.6%																			

HOME TEAM: Brigham Young 2-5, 0-0 MWC

#	Player	totfg		3-pt		rebounds		pf	tp	a	to	blk	s	min													
		fg	fga	fga	fga	fta	fta								of	de											
23	BALDERSON, Jimmy	f	0	4	0	3	4	0	0	0	0	0	0	2	0	15											
41	MEADS, Garner	f	0	2	0	0	2	1	9	10	2	2	2	2	0	28											
52	JENSEN, Jared	c	0	1	0	0	0	0	0	0	0	0	1	0	1	6											
01	HALL, Mike	g	1	10	1	6	0	0	0	1	1	4	3	2	3	36											
10	NASHIF, Terry	g	0	1	0	1	0	0	0	0	1	0	0	0	0	6											
02	ROSE, Mike	g	6	13	3	9	0	0	0	2	3	15	1	2	3	25											
03	YOUNG, Keena	g	1	3	0	0	0	0	0	3	3	2	0	0	1	15											
13	AINGE, Austin	g	7	12	2	6	0	0	0	2	2	1	6	4	1	0	31										
20	BURGESS, Sam	g	0	0	0	0	0	0	0	0	1	0	1	0	0	4											
43	DAWES, Derek	g	1	1	0	0	4	7	3	4	7	1	6	1	1	0	25										
54	MILES, Chris	g	1	1	0	0	0	0	1	1	2	1	1	0	0	9											
TEAM																											
Totals.....		17		48		6		9		6		25		31		44		46		11		14		3		200	
TOTAL FG%		1st Half: 10-26		38.5%		2nd Half: 7-22		31.8%		Game: 35.4%		DEADB		BALL													
3-Pt. FG%		1st Half: 4-14		28.6%		2nd Half: 2-11		18.2%		Game: 24.0%		REBOUNDS															
F Throw %		1st Half: 1-2		50.0%		2nd Half: 5-7		71.4%		Game: 66.7%																	

Officials: Jim Danner, Tim Gabutero, Bill Gracey
Technical fouls: Washington State University-None; Brigham Young-None.
Attendance: 10293
Score by Periods
Washington State University 18 31 49
Brigham Young 25 21 46
Points in the paint-WASHST 6, BY 18. Points off turnovers-WASHST 4, BY 13.
2nd chance points-WASHST 6, BY 1. Fast break points-WASHST 0, BY 6.
Bench points-WASHST 21, BY 41. Score tied-3 times. Lead changes-4 times.

BYU vs. Utah State – Game #9

12/18/04 7:05 at Marriott Center, Provo, Utah
VISITORS: Utah State 7-2

#	Player	totfg		3-pt		rebounds		pf	tp	a	to	blk	s	min									
		fg	fga	fga	fga	fta	fta								of	de							
04	HARRIS, Nate	f	7	8	0	0	2	4	0	6	1	16	1	2	1	36							
25	NEL, John	f	1	3	0	0	0	1	2	3	1	2	0	1	0	15							
32	NELSON, Spencer	c	9	13	1	2	7	6	5	11	3	26	7	6	0	1	28						
02	PAK, David	g	3	7	2	3	0	1	0	2	4	8	3	2	0	16							
20	CARROLL, Jaycee	g	7	14	4	7	3	4	0	5	5	2	1	4	0	3	32						
01	CRANE, Marques	g	2	3	1	1	0	0	2	2	4	2	5	1	0	0	13						
03	MATHEUS, Cass	g	0	4	0	0	0	0	1	1	2	1	0	0	0	1	12						
05	COX, Robert	g	0	1	0	0	0	0	0	0	0	0	0	0	0	0	1						
21	BROWN, Calvin	g	0	1	0	0	0	2	0	1	1	2	0	0	0	0	17						
23	HUBER, Chris	g	1	2	1	2	0	0	0	0	0	2	3	2	1	0	13						
30	WILLIAMS, Jason	g	0	2	0	2	2	4	3	5	0	2	0	1	1	1	13						
31	MCVEY, Ian	g	0	1	0	0	1	2	1	0	1	0	1	1	0	4							
TEAM																							
Totals.....		30		59		9		18		15		24		18		28							

BYU vs. Santa Clara – Game #13

12/31/04 1:05 PM at Provo, UT
VISITORS: Santa Clara 7-8

#	Player	totfg		3-pt		rebounds		pf	tp	a	to	blk	s	min			
		fg	fga	fg	fga	ft	fta								of	de	tot
05	ANGLEY, Brody	* 4	9	3	5	0	0	2	2	4	3	11	3	0	1	28	
15	DONSON, Sean	* 0	2	0	0	2	2	1	2	3	3	2	1	0	0	10	
30	PERKINS, Daron	* 8	17	3	7	6	8	5	5	10	4	25	2	4	0	34	
40	ROHDE, Ethan	* 3	8	3	8	0	0	1	1	2	2	9	4	0	0	27	
41	NIESEN, Travis	* 3	7	0	0	1	2	3	5	5	6	0	2	0	0	19	
11	BAILEY, Kyle	5	10	3	5	1	2	0	1	1	2	14	2	0	0	22	
12	DOUGHERTY, Scott	0	1	0	1	0	0	0	0	0	3	0	1	0	0	10	
14	NEUBURGER, Graham	0	0	0	0	0	0	0	0	0	0	0	0	0	0	1	
21	HENKE, Mitch	0	0	0	0	0	0	0	1	1	0	0	0	0	0	3	
31	BORCHART, Scott	0	3	0	0	0	0	1	2	3	2	0	0	1	0	9	
34	PARHAM, Tristan	2	6	0	0	1	1	0	1	1	5	4	1	3	1	15	
43	LEGGE, Jordan	1	1	0	0	1	2	0	2	2	3	2	1	0	0	22	
TEAM						4		1									
Totals.....		26	64	12	26	10	16	19	18	37	31	74	16	17	1	5	200

TOTAL FG%	1st Half: 10-30 33.3%	2nd Half: 16-34 47.1%	Game: 40.6%	DEADBALL
3-Pt. FG%	1st Half: 4-10 40.0%	2nd Half: 8-16 50.0%	Game: 46.2%	REBOUNDS
F Throw %	1st Half: 4-7 57.1%	2nd Half: 6-9 66.7%	Game: 62.5%	0

HOME TEAM: Brigham Young 5-8

#	Player	totfg		3-pt		rebounds		pf	tp	a	to	blk	s	min			
		fg	fga	fg	fga	ft	fta								of	de	tot
03	YOUNG, Keena	f 0	0	0	0	2	2	0	3	3	1	2	0	1	0	0	14
52	JENSEN, Jared	f 7	9	0	0	9	9	3	2	5	4	23	1	3	0	0	34
43	DAWES, Derek	c 1	1	0	0	3	3	0	5	5	5	1	1	1	0	0	18
01	HALL, Mike	g 3	7	1	3	3	3	0	1	1	4	10	2	3	1	2	37
13	AINGE, Austin	g 2	8	1	5	4	4	0	7	7	1	9	7	5	0	2	37
02	ROSE, Mike	7	10	4	7	8	11	0	3	3	0	26	5	0	0	0	33
10	NASHIF, Terry	0	1	0	1	0	0	0	0	0	0	0	0	0	0	0	2
20	BURGESS, Sam	0	0	0	0	0	0	0	0	0	1	0	0	0	0	0	2
23	BALDERSON, Jimmy	0	3	0	1	0	0	0	1	1	0	0	0	0	0	0	6
54	MILES, Chris	4	7	0	0	4	4	2	1	3	4	12	3	0	0	0	17
TEAM						2		2									
Totals.....		24	46	6	17	33	36	5	25	30	20	87	19	13	5	4	200

TOTAL FG%	1st Half: 8-24 33.3%	2nd Half: 16-22 72.7%	Game: 52.2%	DEADBALL
3-Pt. FG%	1st Half: 2-9 22.2%	2nd Half: 4-8 50.0%	Game: 35.3%	REBOUNDS
F Throw %	1st Half: 10-13 76.9%	2nd Half: 23-23 100%	Game: 91.7%	2

Officials: Jim Danner, Shawn Lehigh, Larry Spaulding

Technical fouls: Santa Clara-None, Brigham Young-None.

Attendance: 9534

Score by Periods	1st	2nd	Total
Santa Clara	28	46	74
Brigham Young	28	59	87

Points in the paint-STCL 26, BY 28. Points off turnovers-STCL 18, BY 18.
2nd chance points-STCL 19, BY 6. Fast break points-STCL 2, BY 8.
Bench points-STCL 21, BY 38. Score tied 6 times. Lead changes-10 times.

BYU @ Saint Mary's – Game #14

01/04/05 7:36 PM at Moraga, CA (McKeon Pavilion)
VISITORS: Brigham Young 5-9

#	Player	totfg		3-pt		rebounds		pf	tp	a	to	blk	s	min			
		fg	fga	fg	fga	ft	fta								of	de	tot
01	HALL, Mike	* 5	10	2	4	0	0	0	2	2	2	12	1	1	0	0	35
03	YOUNG, Keena	* 3	5	0	0	0	0	0	2	2	4	2	6	1	1	1	24
13	AINGE, Austin	* 7	7	2	0	0	1	1	4	6	2	6	2	6	0	2	19
43	DAWES, Derek	* 4	6	0	0	1	1	3	7	10	2	9	0	3	0	0	34
52	JENSEN, Jared	* 1	3	0	0	0	0	2	5	7	3	2	1	7	1	0	25
02	ROSE, Mike	2	5	2	3	0	0	0	3	3	1	6	2	3	0	0	16
10	NASHIF, Terry	2	6	1	3	0	0	0	1	1	0	5	0	2	0	0	17
12	REICHNER, Brock	0	0	0	0	0	0	0	0	0	0	0	0	0	0	0	2
20	BURGESS, Sam	0	2	0	0	0	0	0	0	0	0	0	0	1	1	0	6
23	BALDERSON, Jimmy	1	2	1	1	2	2	0	0	0	1	5	0	0	0	0	7
54	MILES, Chris	0	5	0	0	0	0	0	2	2	4	0	0	0	1	1	15
TEAM						2		2									
Totals.....		21	51	6	13	3	3	7	25	32	19	51	8	25	3	4	200

TOTAL FG%	1st Half: 12-26 46.2%	2nd Half: 9-25 36.0%	Game: 41.2%	DEADBALL
3-Pt. FG%	1st Half: 3-6 50.0%	2nd Half: 3-7 42.9%	Game: 46.2%	REBOUNDS
F Throw %	1st Half: 1-1 100%	2nd Half: 2-2 100%	Game: 100%	0

HOME TEAM: Saint Mary's (CA) 12-4

#	Player	totfg		3-pt		rebounds		pf	tp	a	to	blk	s	min			
		fg	fga	fg	fga	ft	fta								of	de	tot
02	FOULAND, E.J.	* 2	7	1	2	1	3	0	2	2	1	6	7	3	0	3	29
11	MARONEY, Paul	* 7	17	1	4	4	5	3	2	5	1	19	0	3	0	5	33
14	KICKERT, Daniel	* 9	15	5	7	0	0	3	3	6	2	23	2	2	0	0	29
21	WALBERG, Jason	* 0	3	0	3	2	2	0	2	2	1	2	4	2	1	1	29
32	SANDERS, Jonathan	* 4	6	0	0	0	1	1	5	6	2	8	0	1	0	2	26
00	BOND, Erik	0	1	0	0	0	0	0	0	0	0	0	0	0	0	0	1
03	DeSILVA, Rafael	0	0	0	0	0	0	0	0	0	0	2	1	0	0	0	4
05	RHALIMI, Reda	1	1	0	0	0	0	0	0	0	0	2	0	0	0	0	1
10	WADDY, Daniel	0	0	0	0	0	0	0	0	0	1	0	0	1	0	0	2
23	COLLINS, Brett	2	6	0	1	0	1	1	1	1	2	4	0	1	1	0	15
24	GOLDEN, Todd	0	0	0	0	0	0	0	0	0	0	0	0	0	0	0	2
33	SHOLBERG, Blake	0	0	0	0	0	2	2	1	1	0	0	0	0	0	0	7
50	AQUIMANQIU, Frederic	3	7	0	1	2	3	5	5	10	2	8	3	2	0	1	22
TEAM						3		4									
Totals.....		28	63	7	18	9	17	15	23	38	13	72	18	16	2	12	200

TOTAL FG%	1st Half: 11-30 36.7%	2nd Half: 17-33 51.5%	Game: 44.4%	DEADBALL
3-Pt. FG%	1st Half: 3-8 37.5%	2nd Half: 4-10 40.0%	Game: 38.9%	REBOUNDS
F Throw %	1st Half: 6-11 54.5%	2nd Half: 3-6 50.0%	Game: 52.9%	3

Officials: Mark Reischling, Tim Gaburtero, Bruce Hicks

Technical fouls: Brigham Young-MILES, Chris, Saint Mary's (CA)-None.

Attendance: 2643

Score by Periods	1st	2nd	Total
Brigham Young	28	23	51
Saint Mary's (CA)	31	41	72

Points in the paint-BY 14, SMC 36. Points off turnovers-BY 16, SMC 35.
2nd chance points-BY 4, SMC 16. Fast break points-BY 0, SMC 12.
Bench points-BY 16, SMC 14. Score tied 9 times. Lead changes-9 times.

BYU vs. San Diego State – Game #15

01/08/05 7:05 PM at Marriott Center, Provo, UT
VISITORS: San Diego State 7-7, 1-0

#	Player	totfg		3-pt		rebounds		pf	tp	a	to	blk	s	min			
		fg	fga	fg	fga	ft	fta								of	de	tot
20	DAVIS, Trinaime	f 2	6	0	0	0	0	3	0	3	0	3	4	0	0	12	
42	SLAUGHTER, Marcus	f 6	17	1	5	4	6	1	5	6	3	17	2	2	0	34	
50	CAMARA, Mohamed	c 0	1	0	0	0	0	1	1	2	2	0	0	1	1	15	
01	HEATH, Brandon	g 5	16	0	3	1	3	0	2	2	0	11	2	5	0	32	
11	SMITH, Tyler	g 0	0	0	0	0	0	0	2	2	1	0	6	0	0	1	20
00	JOHNSON, Tommy	0	1	0	0	0	0	0	1	1	1	0	1	0	0	0	10
03	WALTON, Chris	6	8	0	2	0	0	3	3	6	1	12	1	1	0	0	30
15	SHAPPER, John	2	4	1	2	0	0	0	0	0	0	5	1	1	0	1	18
21	THOMAS, Matt	0	3	0	0	1	2	0	0	0	1	1	1	0	0	1	8
33	MANKER, Chris	4	6	0	2	1	1	1	5	6	4	9	3	1	0	1	

2004-05 BYU Season Stats
 BYU Cougars Combined Team Statistics (as of Jan 08, 2005)
 All games

RECORD:	OVERALL	HOME	AWAY	NEUTRAL
ALL GAMES	(5-10)	(3-4)	(1-3)	(1-3)
CONFERENCE	(0-1)	(0-1)	(0-0)	(0-0)
NON-CONFERENCE	(5-9)	(3-3)	(1-3)	(1-3)

## Player	GP-GS	Min--Avg	---TOTAL---		---3-PTS---		FT-FTA	Pct	---REBOUNDS---				PF	FO	A	TO	Blk	Stl	Pts	Avg
			FG-FGA	Pct	3FG-FGA	Pct			Off	Def	Tot	Avg								
01 HALL, Mike.....	15-15	503 33.5	72-173	.416	29-76	.382	32-39	.821	21	39	60	4.0	30	0	35	30	3	20	205	13.7
02 ROSE, Mike.....	15-5	309 20.6	48-109	.440	35-80	.438	14-23	.609	1	28	29	1.9	20	0	17	18	0	6	145	9.7
52 JENSEN, Jared.....	15-14	370 24.7	50-85	.588	0-0	.000	42-48	.875	24	33	57	3.8	38	0	10	26	2	9	142	9.5
13 AINGE, Austin.....	15-8	372 24.8	49-107	.458	20-52	.385	21-27	.778	2	40	42	2.8	24	0	50	54	0	22	139	9.3
03 YOUNG, Keena.....	15-9	318 21.2	37-80	.463	0-3	.000	16-21	.762	36	49	85	5.7	24	0	13	10	11	7	90	6.0
23 BALDERSON, Jimmy...	10-3	112 11.2	16-43	.372	9-24	.375	10-13	.769	0	6	6	0.6	10	0	8	9	0	1	51	5.1
41 MEADS, Garner.....	10-7	205 20.5	17-41	.415	0-1	.000	16-21	.762	15	36	51	5.1	31	1	7	18	5	5	50	5.0
43 DAWES, Derek.....	15-4	259 17.3	24-54	.444	0-0	.000	25-38	.658	22	55	77	5.1	28	1	5	19	13	2	73	4.9
20 BURGESS, Sam.....	13-1	106 8.2	10-41	.244	5-20	.250	5-5	1.000	3	7	10	0.8	20	0	2	10	3	4	30	2.3
54 MILES, Chris.....	14-2	161 11.5	13-36	.361	0-0	.000	6-6	1.000	12	18	30	2.1	23	0	7	8	13	3	32	2.3
05 REISMAN, Joshua....	1-0	5 5.0	1-1	1.000	0-0	.000	0-0	.000	0	0	0	0.0	2	0	0	1	0	0	2	2.0
10 NASHIF, Terry.....	15-7	219 14.6	10-42	.238	5-25	.200	3-4	.750	0	22	22	1.5	15	0	31	24	1	6	28	1.9
12 REICHNER, Brock....	3-0	7 2.3	1-2	.500	1-2	.500	0-2	.000	1	0	1	0.3	0	0	1	1	0	0	3	1.0
44 PLAISTED, Trent....	5-0	44 8.8	0-3	.000	0-0	.000	3-6	.500	2	6	8	1.6	2	0	1	2	0	0	3	0.6
34 BURGESS, David.....	2-0	7 3.5	0-1	.000	0-0	.000	0-0	.000	0	0	0	0.0	2	0	0	0	0	1	0	0.0
04 BURGESS, Joshua....	1-0	3 3.0	0-1	.000	0-0	.000	0-0	.000	0	1	1	1.0	0	0	1	0	0	0	0	0.0
TEAM.....									23	28	51	3.4	0		4					
Total.....	15	3000	348-819	.425	104-283	.367	193-253	.763	162	368	530	35.3	269	2	188	234	51	86	993	66.2
Opponents.....	15	3000	378-887	.426	99-292	.339	174-265	.657	196	341	537	35.8	259	-	221	206	39	110	1029	68.6

TEAM STATISTICS	BY	OPP	DATE	OPPONENT	W/L	SCORE	ATTEND
SCORING.....	993	1029	11-22-04	vs North Carolina	L	50-86	2500
Points per game.....	66.2	68.6	11-23-04	vs Stanford	L	53-62	2500
Scoring margin.....	-2.4	-	11-24-04	vs Chaminade	W	77-56	2500
FIELD GOALS-ATT.....	348-819	378-887	11/27/04	CALIFORNIA	L	64-67	9857
Field goal pct.....	.425	.426	12/01/04	at Utah State	L	57-71	9620
3 POINT FG-ATT.....	104-283	99-292	12/04/04	at USC	L	82-87	2163
3-point FG pct.....	.367	.339	12/08/04	BOISE STATE UNIVERSITY	W	90-77	8619
3-pt FG made per game..	6.9	6.6	12/11/04	vs Washington State University	L	46-49	10283
FREE THROWS-ATT.....	193-253	174-265	12/18/04	UTAH STATE	L	62-84	11610
Free throw pct.....	.763	.657	12/21/04	NORTH CAROLINA STATE	L	61-72	9390
REBOUNDS.....	530	537	12-23-04	at Weber State	W	79-61	7043
Rebounds per game.....	35.3	35.8	12/28/04	SOUTHERN UTAH UNIVERSITY	W	77-52	10239
Rebounding margin.....	-0.5	-	12/31/04	SANTA CLARA	W	87-74	9534
ASSISTS.....	188	221	01/04/05	at Saint Mary's (CA)	L	51-72	2643
Assists per game.....	12.5	14.7	*01/08/05	SAN DIEGO STATE	L	57-59	12633
TURNOVERS.....	234	206					
Turnovers per game.....	15.6	13.7					
Turnover margin.....	-1.9	-					
Assist/turnover ratio..	0.8	1.1					
STEALS.....	86	110					
Steals per game.....	5.7	7.3					
BLOCKS.....	51	39					
Blocks per game.....	3.4	2.6					
WINNING STREAK.....	0	-					
Home win streak.....	0	-					
ATTENDANCE.....	71882	39252					
Home games-Avg/Game....	7-10269	4-5367					
Neutral site-Avg/Game..	-	4-4446					

SCORE BY PERIODS:	1st	2nd	Total
BYU Cougars.....	438	555	- 993
Opponents.....	476	553	- 1029

2004-05 BYU Season Stats
 BYU Cougars Combined Team Statistics (as of Jan 08, 2005)
 Conference games

RECORD :	OVERALL	HOME	AWAY	NEUTRAL
ALL GAMES	(0-1)	(0-1)	(0-0)	(0-0)
CONFERENCE	(0-1)	(0-1)	(0-0)	(0-0)
NON-CONFERENCE	(0-0)	(0-0)	(0-0)	(0-0)

## Player	GP-GS	Min--Avg	---TOTAL---		---3-PTS---		FT-FTA	Pct	---REBOUNDS---				PF	FO	A	TO	Blk	Stl	Pts	Avg
			FG-FGA	Pct	3FG-FGA	Pct			Off	Def	Tot	Avg								
01 HALL, Mike.....	1-1	36 36.0	3-12	.250	2-7	.286	8-8	1.000	3	3	6	6.0	1	0	1	4	0	0	16	16.0
52 JENSEN, Jared.....	1-1	31 31.0	3-4	.750	0-0	.000	4-4	1.000	4	3	7	7.0	1	0	0	1	0	1	10	10.0
13 AINGE, Austin.....	1-1	38 38.0	4-11	.364	0-3	.000	1-3	.333	1	5	6	6.0	1	0	5	5	0	4	9	9.0
54 MILES, Chris.....	1-1	25 25.0	4-12	.333	0-0	.000	0-0	.000	3	2	5	5.0	2	0	0	1	1	0	8	8.0
02 ROSE, Mike.....	1-1	36 36.0	3-10	.300	1-7	.143	0-0	.000	0	6	6	6.0	3	0	2	1	0	0	7	7.0
41 MEADS, Garner.....	1-0	12 12.0	2-3	.667	0-0	.000	1-2	.500	2	4	6	6.0	2	0	0	2	0	0	5	5.0
23 BALDERSON, Jimmy...	1-0	6 6.0	1-2	.500	0-1	.000	0-0	.000	0	1	1	1.0	0	0	0	2	0	0	2	2.0
20 BURGESS, Sam.....	1-0	2 2.0	0-1	.000	0-1	.000	0-0	.000	0	1	1	1.0	1	0	0	1	0	0	0	0.0
43 DAWES, Derek.....	1-0	8 8.0	0-2	.000	0-0	.000	0-0	.000	2	1	3	3.0	2	0	0	0	0	0	0	0.0
10 NASHIF, Terry.....	1-0	2 2.0	0-0	.000	0-0	.000	0-0	.000	0	0	0	0.0	0	0	0	0	0	0	0	0.0
03 YOUNG, Keena.....	1-0	4 4.0	0-0	.000	0-0	.000	0-0	.000	0	1	1	1.0	0	0	0	0	0	0	0	0.0
TEAM.....										3	2	5	5.0	0		0				

Total.....	1	200	20-57	.351	3-19	.158	14-17	.824	18	29	47	47.0	13	0	8	17	1	5	57	57.0
Opponents.....	1	200	25-62	.403	2-14	.143	7-12	.583	11	22	33	33.0	16	-	17	12	2	8	59	59.0

TEAM STATISTICS	BY	OPP	DATE	OPPONENT	W/L	SCORE	ATTEND
SCORING.....	57	59	*01/08/05	SAN DIEGO STATE	L	57-59	12633
Points per game.....	57.0	59.0					
Scoring margin.....	-2.0	-					
FIELD GOALS-ATT.....	20-57	25-62					
Field goal pct.....	.351	.403					
3 POINT FG-ATT.....	3-19	2-14					
3-point FG pct.....	.158	.143					
3-pt FG made per game..	3.0	2.0					
FREE THROWS-ATT.....	14-17	7-12					
Free throw pct.....	.824	.583					
REBOUNDS.....	47	33					
Rebounds per game.....	47.0	33.0					
Rebounding margin.....	+14.0	-					
ASSISTS.....	8	17					
Assists per game.....	8.0	17.0					
TURNOVERS.....	17	12					
Turnovers per game....	17.0	12.0					
Turnover margin.....	-5.0	-					
Assist/turnover ratio..	0.5	1.4					
STEALS.....	5	8					
Steals per game.....	5.0	8.0					
BLOCKS.....	1	2					
Blocks per game.....	1.0	2.0					
WINNING STREAK.....	0	-					
Home win streak.....	0	-					
ATTENDANCE.....	12633	0					
Home games-Avg/Game...	1-12633	0-0					
Neutral site-Avg/Game..	-	0-0					

SCORE BY PERIODS:	1st	2nd	Total
BYU Cougars.....	28	29	57
Opponents.....	19	40	59

2004-05 BYU Season Stats
 BYU Cougars Combined Team Statistics (as of Jan 08, 2005)
 Home games

RECORD :	OVERALL	HOME	AWAY	NEUTRAL
ALL GAMES	(3-4)	(3-4)	(0-0)	(0-0)
CONFERENCE	(0-1)	(0-1)	(0-0)	(0-0)
NON-CONFERENCE	(3-3)	(3-3)	(0-0)	(0-0)

## Player	GP-GS	Min--Avg	---TOTAL---			---3-PTS---		FT-FTA	Pct	----REBOUNDS----				PF	FO	A	TO	Blk	Stl	Pts	Avg
			FG-FGA	Pct	3FG-FGA	Pct	Off			Def	Tot	Avg									
01 HALL, Mike.....	7-7	229 32.7	34-77	.442	10-30	.333	26-30	.867	11	21	32	4.6	12	0	17	13	1	8	104	14.9	
02 ROSE, Mike.....	7-2	185 26.4	29-64	.453	21-47	.447	11-17	.647	1	17	18	2.6	10	0	11	7	0	3	90	12.9	
13 AINGE, Austin.....	7-5	202 28.9	24-57	.421	11-26	.423	19-25	.760	1	27	28	4.0	10	0	33	26	0	12	78	11.1	
52 JENSEN, Jared.....	7-6	189 27.0	24-42	.571	0-0	.000	30-33	.909	13	13	26	3.7	17	0	4	9	1	4	78	11.1	
03 YOUNG, Keena.....	7-4	125 17.9	14-34	.412	0-0	.000	7-9	.778	18	21	39	5.6	12	0	6	4	4	2	35	5.0	
41 MEADS, Garner.....	4-2	64 16.0	6-12	.500	0-0	.000	5-6	.833	3	8	11	2.8	13	1	3	3	1	2	17	4.3	
43 DAWES, Derek.....	7-2	109 15.6	8-24	.333	0-0	.000	10-16	.625	9	26	35	5.0	14	1	2	10	8	1	26	3.7	
23 BALDERSON, Jimmy...	5-2	54 10.8	7-21	.333	2-9	.222	2-2	1.000	0	4	4	0.8	6	0	4	4	0	1	18	3.6	
54 MILES, Chris.....	7-2	116 16.6	10-25	.400	0-0	.000	4-4	1.000	7	11	18	2.6	14	0	6	6	11	1	24	3.4	
12 REICHNER, Brock....	1-0	4 4.0	1-2	.500	1-2	.500	0-2	.000	1	0	1	1.0	0	0	1	0	0	0	3	3.0	
20 BURGESS, Sam.....	6-1	37 6.2	4-16	.250	3-10	.300	5-5	1.000	2	2	4	0.7	11	0	0	3	0	2	16	2.7	
10 NASHIF, Terry.....	7-2	81 11.6	3-16	.188	2-10	.200	1-2	.500	0	12	12	1.7	4	0	10	5	0	2	9	1.3	
04 BURGESS, Joshua....	1-0	3 3.0	0-1	.000	0-0	.000	0-0	.000	0	1	1	1.0	0	0	1	0	0	0	0	0.0	
34 BURGESS, David.....	1-0	2 2.0	0-0	.000	0-0	.000	0-0	.000	0	0	0	0.0	0	0	0	0	0	0	0	0.0	
TEAM.....										13	11	24	3.4	0		0					

Total.....	7	1400	164-391	.419	50-134	.373	120-151	.795	79	174	253	36.1	123	2	98	90	26	38	498	71.1	
Opponents.....	7	1400	182-424	.429	47-138	.341	74-120	.617	101	165	266	38.0	137	-	103	97	20	43	485	69.3	

TEAM STATISTICS	BY	OPP	DATE	OPPONENT	W/L	SCORE	ATTEND
SCORING.....	498	485	11/27/04	CALIFORNIA	L	64-67	9857
Points per game.....	71.1	69.3	12/08/04	BOISE STATE UNIVERSITY	W	90-77	8619
Scoring margin.....	+1.9	-	12/18/04	UTAH STATE	L	62-84	11610
FIELD GOALS-ATT.....	164-391	182-424	12/21/04	NORTH CAROLINA STATE	L	61-72	9390
Field goal pct.....	.419	.429	12/28/04	SOUTHERN UTAH UNIVERSITY	W	77-52	10239
3 POINT FG-ATT.....	50-134	47-138	12/31/04	SANTA CLARA	W	87-74	9534
3-point FG pct.....	.373	.341	*01/08/05	SAN DIEGO STATE	L	57-59	12633
3-pt FG made per game..	7.1	6.7					
FREE THROWS-ATT.....	120-151	74-120					
Free throw pct.....	.795	.617					
REBOUNDS.....	253	266					
Rebounds per game.....	36.1	38.0					
Rebounding margin.....	-1.9	-					
ASSISTS.....	98	103					
Assists per game.....	14.0	14.7					
TURNOVERS.....	90	97					
Turnovers per game.....	12.9	13.9					
Turnover margin.....	+1.0	-					
Assist/turnover ratio..	1.1	1.1					
STEALS.....	38	43					
Steals per game.....	5.4	6.1					
BLOCKS.....	26	20					
Blocks per game.....	3.7	2.9					
WINNING STREAK.....	0	-					
Home win streak.....	0	-					
ATTENDANCE.....	71882	0					
Home games-Avg/Game....	7-10269	0-0					
Neutral site-Avg/Game..	-	0-0					

SCORE BY PERIODS:	1st	2nd	Total
BYU Cougars.....	201	297	- 498
Opponents.....	222	263	- 485

2004-05 BYU Season Stats
 BYU Cougars Combined Team Statistics (as of Jan 05, 2005)
 Away/Neutral Games

RECORD :	OVERALL	HOME	AWAY	NEUTRAL
ALL GAMES	(2-6)	(0-0)	(1-3)	(1-3)
CONFERENCE	(0-0)	(0-0)	(0-0)	(0-0)
NON-CONFERENCE	(2-6)	(0-0)	(1-3)	(1-3)

## Player	GP-GS	Min--Avg	---TOTAL---			---3-PTS---		FT-FTA	Pct	----REBOUNDS----				PF	FO	A	TO	Blk	Stl	Pts	Avg
			FG-FGA	Pct	3FG-FGA	Pct	Off			Def	Tot	Avg									
01 HALL, Mike.....	8-8	274 34.2	38-96	.396	19-46	.413	6-9	.667	10	18	28	3.5	18	0	18	17	2	12	101	12.6	
52 JENSEN, Jared.....	8-8	181 22.6	26-43	.605	0-0	.000	12-15	.800	11	20	31	3.9	21	0	6	17	1	5	64	8.0	
13 AINGE, Austin.....	8-3	170 21.3	25-50	.500	9-26	.346	2-2	1.000	1	13	14	1.8	14	0	17	28	0	10	61	7.6	
02 ROSE, Mike.....	8-3	124 15.5	19-45	.422	14-33	.424	3-6	.500	0	11	11	1.4	10	0	6	11	0	3	55	6.9	
03 YOUNG, Keena.....	8-5	193 24.1	23-46	.500	0-3	.000	9-12	.750	18	28	46	5.8	12	0	7	6	7	5	55	6.9	
23 BALDERSON, Jimmy...	5-1	58 11.6	9-22	.409	7-15	.467	8-11	.727	0	2	2	0.4	4	0	4	5	0	0	33	6.6	
43 DAWES, Derek.....	8-2	150 18.8	16-30	.533	0-0	.000	15-22	.682	13	29	42	5.3	14	0	3	9	5	1	47	5.9	
41 MEADS, Garner.....	6-5	141 23.5	11-29	.379	0-1	.000	11-15	.733	12	28	40	6.7	18	0	4	15	4	3	33	5.5	
10 NASHIF, Terry.....	8-5	138 17.3	7-26	.269	3-15	.200	2-2	1.000	0	10	10	1.3	11	0	21	19	1	4	19	2.4	
05 REISMAN, Joshua....	1-0	5 5.0	1-1	1.000	0-0	.000	0-0	.000	0	0	0	0.0	2	0	0	1	0	0	2	2.0	
20 BURGESS, Sam.....	7-0	69 9.9	6-25	.240	2-10	.200	0-0	.000	1	5	6	0.9	9	0	2	7	3	2	14	2.0	
54 MILES, Chris.....	7-0	45 6.4	3-11	.273	0-0	.000	2-2	1.000	5	7	12	1.7	9	0	1	2	2	2	8	1.1	
44 PLAISTED, Trent....	5-0	44 8.8	0-3	.000	0-0	.000	3-6	.500	2	6	8	1.6	2	0	1	2	0	0	3	0.6	
12 REICHNER, Brock....	2-0	3 1.5	0-0	.000	0-0	.000	0-0	.000	0	0	0	0.0	0	0	0	1	0	0	0	0.0	
34 BURGESS, David.....	1-0	5 5.0	0-1	.000	0-0	.000	0-0	.000	0	0	0	0.0	2	0	0	0	0	1	0	0.0	
TEAM.....										10	17	27	3.4	0		4					
Total.....	8	1600	184-428	.430	54-149	.362	73-102	.716	83	194	277	34.6	146	0	90	144	25	48	495	61.9	
Opponents.....	8	1600	196-463	.423	52-154	.338	100-145	.690	95	176	271	33.9	122	-	118	109	19	67	544	68.0	

TEAM STATISTICS	BY	OPP	DATE	OPPONENT	W/L	SCORE	ATTEND
SCORING.....	495	544	11-22-04	vs North Carolina	L	50-86	2500
Points per game.....	61.9	68.0	11-23-04	vs Stanford	L	53-62	2500
Scoring margin.....	-6.1	-	11-24-04	vs Chaminade	W	77-56	2500
FIELD GOALS-ATT.....	184-428	196-463	12/01/04	at Utah State	L	57-71	9620
Field goal pct.....	.430	.423	12/04/04	at USC	L	82-87	2163
3 POINT FG-ATT.....	54-149	52-154	12/11/04	vs Washington State University	L	46-49	10283
3-point FG pct.....	.362	.338	12-23-04	at Weber State	W	79-61	7043
3-pt FG made per game..	6.8	6.5	01/04/05	at Saint Mary's (CA)	L	51-72	2643
FREE THROWS-ATT.....	73-102	100-145					
Free throw pct.....	.716	.690					
REBOUNDS.....	277	271					
Rebounds per game.....	34.6	33.9					
Rebounding margin.....	+0.8	-					
ASSISTS.....	90	118					
Assists per game.....	11.3	14.8					
TURNOVERS.....	144	109					
Turnovers per game....	18.0	13.6					
Turnover margin.....	-4.4	-					
Assist/turnover ratio..	0.6	1.1					
STEALS.....	48	67					
Steals per game.....	6.0	8.4					
BLOCKS.....	25	19					
Blocks per game.....	3.1	2.4					
WINNING STREAK.....	0	-					
Home win streak.....	0	-					
ATTENDANCE.....	0	39252					
Home games-Avg/Game...	0-0	4-5367					
Neutral site-Avg/Game..	-	4-4446					

SCORE BY PERIODS:	1st	2nd	Total
BYU Cougars.....	237	258	- 495
Opponents.....	254	290	- 544

2004-05 BYU Season Stats
 BYU Cougars Combined Team Statistics (as of Jan 05, 2005)
 Games won

RECORD :	OVERALL	HOME	AWAY	NEUTRAL
ALL GAMES	(5-0)	(3-0)	(1-0)	(1-0)
CONFERENCE	(0-0)	(0-0)	(0-0)	(0-0)
NON-CONFERENCE	(5-0)	(3-0)	(1-0)	(1-0)

## Player	GP-GS	Min--Avg	---TOTAL---		---3-PTS---		FT-FTA	Pct	---REBOUNDS---				PF	FO	A	TO	Blk	Stl	Pts	Avg
			FG-FGA	Pct	3FG-FGA	Pct			Off	Def	Tot	Avg								
01 HALL, Mike.....	5-5	177 35.4	29-50	.580	11-21	.524	11-13	.846	8	14	22	4.4	9	0	19	10	1	8	80	16.0
52 JENSEN, Jared.....	5-5	131 26.2	25-39	.641	0-0	.000	20-21	.952	11	12	23	4.6	16	0	5	8	0	2	70	14.0
02 ROSE, Mike.....	5-2	104 20.8	20-33	.606	15-26	.577	9-13	.692	0	7	7	1.4	1	0	10	5	0	0	64	12.8
13 AINGE, Austin.....	5-3	141 28.2	16-37	.432	8-18	.444	8-10	.800	1	22	23	4.6	10	0	22	14	0	10	48	9.6
03 YOUNG, Keena.....	5-4	123 24.6	19-32	.594	0-0	.000	9-10	.900	11	16	27	5.4	10	0	5	3	4	3	47	9.4
41 MEADS, Garner.....	2-1	41 20.5	4-7	.571	0-1	.000	6-6	1.000	0	9	9	4.5	7	0	2	3	0	0	14	7.0
43 DAWES, Derek.....	5-2	92 18.4	11-25	.440	0-0	.000	12-18	.667	3	22	25	5.0	11	1	4	7	6	2	34	6.8
23 BALDERSON, Jimmy...	4-1	38 9.5	5-14	.357	2-6	.333	2-2	1.000	0	4	4	1.0	2	0	3	1	0	1	14	3.5
20 BURGESS, Sam.....	4-0	41 10.3	4-15	.267	3-9	.333	2-2	1.000	2	2	4	1.0	8	0	0	3	3	2	13	3.3
54 MILES, Chris.....	5-0	41 8.2	5-9	.556	0-0	.000	6-6	1.000	2	3	5	1.0	9	0	6	2	5	1	16	3.2
05 REISMAN, Joshua....	1-0	5 5.0	1-1	1.000	0-0	.000	0-0	.000	0	0	0	0.0	2	0	0	1	0	0	2	2.0
12 REICHNER, Brock....	2-0	5 2.5	1-2	.500	1-2	.500	0-2	.000	1	0	1	0.5	0	0	1	1	0	0	3	1.5
10 NASHIF, Terry.....	5-2	55 11.0	2-7	.286	0-2	.000	1-2	.500	0	8	8	1.6	2	0	5	3	1	2	5	1.0
44 PLAISTED, Trent....	1-0	3 3.0	0-1	.000	0-0	.000	0-0	.000	0	0	0	0.0	0	0	0	0	0	0	0	0.0
04 BURGESS, Joshua....	1-0	3 3.0	0-1	.000	0-0	.000	0-0	.000	0	1	1	1.0	0	0	1	0	0	0	0	0.0
TEAM.....										4	6	10	2.0	0		1				
Total.....	5	1000	142-273	.520	40-85	.471	86-105	.819	43	126	169	33.8	87	1	83	62	20	31	410	82.0
Opponents.....	5	1000	117-291	.402	39-107	.364	47-75	.627	67	98	165	33.0	100	-	66	81	10	24	320	64.0

TEAM STATISTICS	BY	OPP	DATE	OPPONENT	W/L	SCORE	ATTEND
SCORING.....	410	320	11-24-04	vs Chaminade	W	77-56	2500
Points per game.....	82.0	64.0	12/08/04	BOISE STATE UNIVERSITY	W	90-77	8619
Scoring margin.....	+18.0	-	12-23-04	at Weber State	W	79-61	7043
FIELD GOALS-ATT.....	142-273	117-291	12/28/04	SOUTHERN UTAH UNIVERSITY	W	77-52	10239
Field goal pct.....	.520	.402	12/31/04	SANTA CLARA	W	87-74	9534
3 POINT FG-ATT.....	40-85	39-107					
3-point FG pct.....	.471	.364					
3-pt FG made per game..	8.0	7.8					
FREE THROWS-ATT.....	86-105	47-75					
Free throw pct.....	.819	.627					
REBOUNDS.....	169	165					
Rebounds per game.....	33.8	33.0					
Rebounding margin.....	+0.8	-					
ASSISTS.....	83	66					
Assists per game.....	16.6	13.2					
TURNOVERS.....	62	81					
Turnovers per game....	12.4	16.2					
Turnover margin.....	+3.8	-					
Assist/turnover ratio..	1.3	0.8					
STEALS.....	31	24					
Steals per game.....	6.2	4.8					
BLOCKS.....	20	10					
Blocks per game.....	4.0	2.0					
WINNING STREAK.....	5	-					
Home win streak.....	3	-					
ATTENDANCE.....	28392	9543					
Home games-Avg/Game...	3-9464	1-7043					
Neutral site-Avg/Game..	-	1-2500					

SCORE BY PERIODS:	1st	2nd	Total
BYU Cougars.....	172	238	- 410
Opponents.....	132	188	- 320

2004-05 BYU Season Stats
 BYU Cougars Combined Team Statistics (as of Jan 08, 2005)
 Games lost

RECORD :	OVERALL	HOME	AWAY	NEUTRAL
ALL GAMES	(0-10)	(0-4)	(0-3)	(0-3)
CONFERENCE	(0-1)	(0-1)	(0-0)	(0-0)
NON-CONFERENCE	(0-9)	(0-3)	(0-3)	(0-3)

## Player	GP-GS	Min--Avg	---TOTAL---		---3-PTS---		FT-FTA	Pct	---REBOUNDS---				PF	FO	A	TO	Blk	Stl	Pts	Avg
			FG-FGA	Pct	3FG-FGA	Pct			Off	Def	Tot	Avg								
01 HALL, Mike.....	10-10	326 32.6	43-123	.350	18-55	.327	21-26	.808	13	25	38	3.8	21	0	16	20	2	12	125	12.5
13 AINGE, Austin.....	10-5	231 23.1	33-70	.471	12-34	.353	13-17	.765	1	18	19	1.9	14	0	28	40	0	12	91	9.1
02 ROSE, Mike.....	10-3	205 20.5	28-76	.368	20-54	.370	5-10	.500	1	21	22	2.2	19	0	7	13	0	6	81	8.1
52 JENSEN, Jared.....	10-9	239 23.9	25-46	.543	0-0	.000	22-27	.815	13	21	34	3.4	22	0	5	18	2	7	72	7.2
23 BALDERSON, Jimmy...	6-2	74 12.3	11-29	.379	7-18	.389	8-11	.727	0	2	2	0.3	8	0	5	8	0	0	37	6.2
41 MEADS, Garner.....	8-6	164 20.5	13-34	.382	0-0	.000	10-15	.667	15	27	42	5.3	24	1	5	15	5	5	36	4.5
03 YOUNG, Keena.....	10-5	195 19.5	18-48	.375	0-3	.000	7-11	.636	25	33	58	5.8	14	0	8	7	7	4	43	4.3
43 DAWES, Derek.....	10-2	167 16.7	13-29	.448	0-0	.000	13-20	.650	19	33	52	5.2	17	0	1	12	7	0	39	3.9
10 NASHIF, Terry.....	10-5	164 16.4	8-35	.229	5-23	.217	2-2	1.000	0	14	14	1.4	13	0	26	21	0	4	23	2.3
20 BURGESS, Sam.....	9-1	65 7.2	6-26	.231	2-11	.182	3-3	1.000	1	5	6	0.7	12	0	2	7	0	2	17	1.9
54 MILES, Chris.....	9-2	120 13.3	8-27	.296	0-0	.000	0-0	.000	10	15	25	2.8	14	0	1	6	8	2	16	1.8
44 PLAISTED, Trent....	4-0	41 10.3	0-2	.000	0-0	.000	3-6	.500	2	6	8	2.0	2	0	1	2	0	0	3	0.8
12 REICHNER, Brock....	1-0	2 2.0	0-0	.000	0-0	.000	0-0	.000	0	0	0	0.0	0	0	0	0	0	0	0	0.0
34 BURGESS, David.....	2-0	7 3.5	0-1	.000	0-0	.000	0-0	.000	0	0	0	0.0	2	0	0	0	0	1	0	0.0
TEAM.....										19	22	41	4.1	0		3				
Total.....	10	2000	206-546	.377	64-198	.323	107-148	.723	119	242	361	36.1	182	1	105	172	31	55	583	58.3
Opponents.....	10	2000	261-596	.438	60-185	.324	127-190	.668	129	243	372	37.2	159	-	155	125	29	86	709	70.9

TEAM STATISTICS	BY	OPP	DATE	OPPONENT	W/L	SCORE	ATTEND
SCORING.....	583	709	11-22-04	vs North Carolina	L	50-86	2500
Points per game.....	58.3	70.9	11-23-04	vs Stanford	L	53-62	2500
Scoring margin.....	-12.6	-	11/27/04	CALIFORNIA	L	64-67	9857
FIELD GOALS-ATT.....	206-546	261-596	12/01/04	at Utah State	L	57-71	9620
Field goal pct.....	.377	.438	12/04/04	at USC	L	82-87	2163
3 POINT FG-ATT.....	64-198	60-185	12/11/04	vs Washington State University	L	46-49	10283
3-point FG pct.....	.323	.324	12/18/04	UTAH STATE	L	62-84	11610
3-pt FG made per game..	6.4	6.0	12/21/04	NORTH CAROLINA STATE	L	61-72	9390
FREE THROWS-ATT.....	107-148	127-190	01/04/05	at Saint Mary's (CA)	L	51-72	2643
Free throw pct.....	.723	.668	*01/08/05	SAN DIEGO STATE	L	57-59	12633
REBOUNDS.....	361	372					
Rebounds per game.....	36.1	37.2					
Rebounding margin.....	-1.1	-					
ASSISTS.....	105	155					
Assists per game.....	10.5	15.5					
TURNOVERS.....	172	125					
Turnovers per game.....	17.2	12.5					
Turnover margin.....	-4.7	-					
Assist/turnover ratio..	0.6	1.2					
STEALS.....	55	86					
Steals per game.....	5.5	8.6					
BLOCKS.....	31	29					
Blocks per game.....	3.1	2.9					
WINNING STREAK.....	0	-					
Home win streak.....	0	-					
ATTENDANCE.....	43490	29709					
Home games-Avg/Game....	4-10872	3-4809					
Neutral site-Avg/Game..	-	3-5094					

SCORE BY PERIODS:	1st	2nd	Total
BYU Cougars.....	266	317	- 583
Opponents.....	344	365	- 709

2004-05 BYU Season Stats
 BYU Cougars Category Leaders (as of Jan 08, 2005)
 All games

FG PERCENTAGE	FG	ATT	Pct
REISMAN, Joshua.....	1	1	1.000
JENSEN, Jared.....	50	85	.588
REICHNER, Brock.....	1	2	.500
YOUNG, Keena.....	37	80	.463
AINGE, Austin.....	49	107	.458
DAWES, Derek.....	24	54	.444
ROSE, Mike.....	48	109	.440
HALL, Mike.....	72	173	.416
MEADS, Garner.....	17	41	.415
BALDERSON, Jimmy....	16	43	.372
MILES, Chris.....	13	36	.361
BURGESS, Sam.....	10	41	.244

3-POINT PERCENTAGE	3FG	ATT	Pct
REICHNER, Brock.....	1	2	.500
ROSE, Mike.....	35	80	.438
AINGE, Austin.....	20	52	.385
HALL, Mike.....	29	76	.382
BALDERSON, Jimmy....	9	24	.375
BURGESS, Sam.....	5	20	.250
NASHIF, Terry.....	5	25	.200
MEADS, Garner.....	0	1	.000
YOUNG, Keena.....	0	3	.000

FT PERCENTAGE	FT	ATT	Pct
MILES, Chris.....	6	6	1.000
BURGESS, Sam.....	5	5	1.000
JENSEN, Jared.....	42	48	.875
HALL, Mike.....	32	39	.821
AINGE, Austin.....	21	27	.778
BALDERSON, Jimmy....	10	13	.769
YOUNG, Keena.....	16	21	.762
MEADS, Garner.....	16	21	.762
NASHIF, Terry.....	3	4	.750
DAWES, Derek.....	25	38	.658
ROSE, Mike.....	14	23	.609
PLAISTED, Trent.....	3	6	.500

POINTS	G	Pts	Pts/G
HALL, Mike.....	15	205	13.7
ROSE, Mike.....	15	145	9.7
JENSEN, Jared.....	15	142	9.5
AINGE, Austin.....	15	139	9.3
YOUNG, Keena.....	15	90	6.0
DAWES, Derek.....	15	73	4.9
BALDERSON, Jimmy....	10	51	5.1
MEADS, Garner.....	10	50	5.0
MILES, Chris.....	14	32	2.3
BURGESS, Sam.....	13	30	2.3
NASHIF, Terry.....	15	28	1.9
PLAISTED, Trent.....	5	3	0.6

FIELD GOAL ATTEMPTS	G	Att	Att/G
HALL, Mike.....	15	173	11.5
ROSE, Mike.....	15	109	7.3
AINGE, Austin.....	15	107	7.1
JENSEN, Jared.....	15	85	5.7
YOUNG, Keena.....	15	80	5.3

FIELD GOALS MADE	G	Made	Made/G
HALL, Mike.....	15	72	4.8
JENSEN, Jared.....	15	50	3.3
AINGE, Austin.....	15	49	3.3
ROSE, Mike.....	15	48	3.2
YOUNG, Keena.....	15	37	2.5

3-POINT FG ATTEMPTS	G	Att	Att/G
ROSE, Mike.....	15	80	5.3
HALL, Mike.....	15	76	5.1
AINGE, Austin.....	15	52	3.5
NASHIF, Terry.....	15	25	1.7
BALDERSON, Jimmy....	10	24	2.4

3-POINT FGS MADE	G	Made	Made/G
ROSE, Mike.....	15	35	2.3
HALL, Mike.....	15	29	1.9
AINGE, Austin.....	15	20	1.3
BALDERSON, Jimmy....	10	9	0.9
BURGESS, Sam.....	13	5	0.4
NASHIF, Terry.....	15	5	0.3

FREE THROW ATTEMPTS	G	Att	Att/G
JENSEN, Jared.....	15	48	3.2
HALL, Mike.....	15	39	2.6
DAWES, Derek.....	15	38	2.5
AINGE, Austin.....	15	27	1.8
ROSE, Mike.....	15	23	1.5

FREE THROWS MADE	G	Made	Made/G
HALL, Mike.....	15	32	2.1
JENSEN, Jared.....	15	42	2.8
AINGE, Austin.....	15	21	1.4
ROSE, Mike.....	15	14	0.9
YOUNG, Keena.....	15	16	1.1
DAWES, Derek.....	15	25	1.7

POINTS AVERAGE	G	Pts	Avg/G
HALL, Mike.....	15	205	13.7
ROSE, Mike.....	15	145	9.7
JENSEN, Jared.....	15	142	9.5
AINGE, Austin.....	15	139	9.3
YOUNG, Keena.....	15	90	6.0
BALDERSON, Jimmy....	10	51	5.1
MEADS, Garner.....	10	50	5.0
DAWES, Derek.....	15	73	4.9
BURGESS, Sam.....	13	30	2.3
MILES, Chris.....	14	32	2.3
REISMAN, Joshua.....	1	2	2.0
NASHIF, Terry.....	15	28	1.9

2004-05 BYU Season Stats
 BYU Cougars Category Leaders (as of Jan 08, 2005)
 All games

REBOUNDS	G	Reb	Reb/G
YOUNG, Keena.....	15	85	5.7
DAWES, Derek.....	15	77	5.1
HALL, Mike.....	15	60	4.0
JENSEN, Jared.....	15	57	3.8
MEADS, Garner.....	10	51	5.1

REBOUND AVERAGE	G	Reb	Avg/G
YOUNG, Keena.....	15	85	5.7
DAWES, Derek.....	15	77	5.1
MEADS, Garner.....	10	51	5.1
HALL, Mike.....	15	60	4.0
JENSEN, Jared.....	15	57	3.8

OFFENSIVE REBOUNDS	G	No.	Avg/G
YOUNG, Keena.....	15	36	2.4
JENSEN, Jared.....	15	24	1.6
DAWES, Derek.....	15	22	1.5
HALL, Mike.....	15	21	1.4
MEADS, Garner.....	10	15	1.5

DEFENSIVE REBOUNDS	G	No.	Avg/G
DAWES, Derek.....	15	55	3.7
YOUNG, Keena.....	15	49	3.3
AINGE, Austin.....	15	40	2.7
HALL, Mike.....	15	39	2.6
MEADS, Garner.....	10	36	3.6

FOULS	G	No.	Per/G
JENSEN, Jared.....	15	38	2.5
MEADS, Garner.....	10	31	3.1
HALL, Mike.....	15	30	2.0
DAWES, Derek.....	15	28	1.9
AINGE, Austin.....	15	24	1.6
YOUNG, Keena.....	15	24	1.6

FOULOUTS	G	No.
MEADS, Garner.....	10	1
DAWES, Derek.....	15	1

ASSISTS	G	No.	A/G
AINGE, Austin.....	15	50	3.3
HALL, Mike.....	15	35	2.3
NASHIF, Terry.....	15	31	2.1
ROSE, Mike.....	15	17	1.1
YOUNG, Keena.....	15	13	0.9

STEALS	G	No.	S/G
AINGE, Austin.....	15	22	1.5
HALL, Mike.....	15	20	1.3
JENSEN, Jared.....	15	9	0.6
YOUNG, Keena.....	15	7	0.5
NASHIF, Terry.....	15	6	0.4
ROSE, Mike.....	15	6	0.4

BLOCKED SHOTS	G	No.	Blk/G
DAWES, Derek.....	15	13	0.9
MILES, Chris.....	14	13	0.9
YOUNG, Keena.....	15	11	0.7
MEADS, Garner.....	10	5	0.5
HALL, Mike.....	15	3	0.2
BURGESS, Sam.....	13	3	0.2

MINUTES	G	No.	Min/G
HALL, Mike.....	15	503	33.5
AINGE, Austin.....	15	372	24.8
JENSEN, Jared.....	15	370	24.7
YOUNG, Keena.....	15	318	21.2
ROSE, Mike.....	15	309	20.6

TURNOVERS	G	No.	TO/G
AINGE, Austin.....	15	54	3.6
HALL, Mike.....	15	30	2.0
JENSEN, Jared.....	15	26	1.7
NASHIF, Terry.....	15	24	1.6
DAWES, Derek.....	15	19	1.3

2004-05 BYU Season Stats
 BYU Cougars Team Game-by-Game (as of Jan 08, 2005)
 All games

TEAM STATISTICS

Opponent	Date	Score	W/L	---TOTAL---		--3-PTRS--		----REBOUNDS----										Pts---Avg		
				FG-FGA	Pct	3FG-FGA	Pct	FT-FTA	Pct	Off	Def	Tot	Avg	PF	A	TO	Blk		Stl	
vs North Carolina	11-22-04	50-86	L	18-57	.316	6-23	.261	8-14	.571	15	28	43	43.0	21	8	27	4	7	50	50.0
vs Stanford	11-23-04	53-62	L	17-48	.354	4-16	.250	15-23	.652	11	27	38	40.5	20	4	19	1	3	53	51.5
vs Chaminade	11-24-04	77-56	W	31-63	.492	5-15	.333	10-10	1.000	12	24	36	39.0	17	16	15	5	10	77	60.0
CALIFORNIA	11/27/04	64-67	L	21-64	.328	6-21	.286	16-19	.842	19	20	39	39.0	19	12	8	5	6	64	61.0
at Utah State	12/01/04	57-71	L	22-53	.415	8-21	.381	5-8	.625	11	19	30	37.2	17	10	15	5	7	57	60.2
at USC	12/04/04	82-87	L	26-55	.473	13-25	.520	17-26	.654	14	26	40	37.7	19	18	21	1	5	82	63.8
BOISE STATE UNIVERSIT	12/08/04	90-77	W	28-57	.491	11-21	.524	23-31	.742	8	35	43	38.4	16	15	15	4	5	90	67.6
vs Washington State U	12/11/04	46-49	L	17-48	.354	6-25	.240	6-9	.667	6	25	31	37.5	14	11	14	3	6	46	64.9
UTAH STATE	12/18/04	62-84	L	23-58	.397	7-19	.368	9-14	.643	11	18	29	36.6	22	10	13	7	6	62	64.6
NORTH CAROLINA STATE	12/21/04	61-72	L	21-55	.382	5-16	.313	14-15	.933	7	25	32	36.1	18	16	13	1	6	61	64.2
at Weber State	12-23-04	79-61	W	32-53	.604	6-11	.545	9-9	1.000	7	20	27	35.3	19	15	8	3	6	79	65.5
SOUTHERN UTAH UNIVERS	12/28/04	77-52	W	27-54	.500	12-21	.571	11-19	.579	11	22	33	35.1	15	18	11	3	6	77	66.5
SANTA CLARA	12/31/04	87-74	W	24-46	.522	6-17	.353	33-36	.917	5	25	30	34.7	20	19	13	5	4	87	68.1
at Saint Mary's (CA)	01/04/05	51-72	L	21-51	.412	6-13	.462	3-3	1.000	7	25	32	34.5	19	8	25	3	4	51	66.9
SAN DIEGO STATE	01/08/05	57-59	L	20-57	.351	3-19	.158	14-17	.824	18	29	47	35.3	13	8	17	1	5	57	66.2
BYU Cougars		993		348-819	.425	104-283	.367	193-253	.763	162	368	530	35.3	269	188	234	51	86	993	66.2
Opponents		1029		378-887	.426	99-292	.339	174-265	.657	196	341	537	35.8	259	221	206	39	110	1029	68.6

Games played: 15
 Points/game: 66.2
 FG Pct: 42.5
 3FG Pct: 36.7
 FT Pct: 76.3

Rebounds/game: 35.3
 Assists/game: 12.5
 Turnovers/game: 15.6
 Assist/turnover ratio: 0.8
 Steals/game: 5.7
 Blocks/game: 3.4

2004-05 BYU Season Stats
 BYU Cougars Opponent Game-by-Game (as of Jan 08, 2005)
 All games

OPPONENT STATISTICS

Opponent	Date	Score	W/L	---TOTAL---		--3-PTRS--		---FT-FTA---		----REBOUNDS----				PF	A	TO	Blk	Stl	Pts---Avg	
				FG-FGA	Pct	3FG-FGA	Pct	FT-FTA	Pct	Off	Def	Tot	Avg							
vs North Carolina	11-22-04	50-86	L	30-69	.435	8-26	.308	18-23	.783	14	28	42	42.0	17	19	12	1	15	86	86.0
vs Stanford	11-23-04	53-62	L	21-55	.382	2-11	.182	18-25	.720	11	23	34	38.0	23	13	11	4	7	62	74.0
vs Chaminade	11-24-04	77-56	W	22-53	.415	6-23	.261	6-13	.462	9	21	30	35.3	16	12	21	4	8	56	68.0
CALIFORNIA	11/27/04	64-67	L	26-58	.448	3-9	.333	12-22	.545	18	27	45	37.8	17	6	14	5	4	67	67.8
at Utah State	12/01/04	57-71	L	25-54	.463	3-17	.176	18-23	.783	12	21	33	36.8	11	13	9	4	8	71	68.4
at USC	12/04/04	82-87	L	32-67	.478	11-25	.440	12-17	.706	10	20	30	35.7	19	21	11	2	10	87	71.5
BOISE STATE UNIVERSIT	12/08/04	90-77	W	30-74	.405	10-28	.357	7-13	.538	14	25	39	36.1	22	17	14	3	2	77	72.3
vs Washington State U	12/11/04	46-49	L	16-49	.327	10-19	.526	7-11	.636	10	26	36	36.1	11	13	15	2	6	49	69.4
UTAH STATE	12/18/04	62-84	L	30-59	.508	9-18	.500	15-24	.625	18	28	46	37.2	18	22	15	4	8	84	71.0
NORTH CAROLINA STATE	12/21/04	61-72	L	28-60	.467	5-28	.179	11-16	.688	10	25	35	37.0	14	13	10	3	8	72	71.1
at Weber State	12-23-04	79-61	W	22-53	.415	5-15	.333	12-16	.750	14	14	28	36.2	12	9	14	0	1	61	70.2
SOUTHERN UTAH UNIVERS	12/28/04	77-52	W	17-47	.362	6-15	.400	12-17	.706	11	20	31	35.8	19	12	15	2	8	52	68.7
SANTA CLARA	12/31/04	87-74	W	26-64	.406	12-26	.462	10-16	.625	19	18	37	35.8	31	16	17	1	5	74	69.1
at Saint Mary's (CA)	01/04/05	51-72	L	28-63	.444	7-18	.389	9-17	.529	15	23	38	36.0	13	18	16	2	12	72	69.3
SAN DIEGO STATE	01/08/05	57-59	L	25-62	.403	2-14	.143	7-12	.583	11	22	33	35.8	16	17	12	2	8	59	68.6
Opponents		1029		378-887	.426	99-292	.339	174-265	.657	196	341	537	35.8	259	221	206	39	110	1029	68.6
BYU Cougars		993		348-819	.425	104-283	.367	193-253	.763	162	368	530	35.3	269	188	234	51	86	993	66.2

Games played: 15
 Points/game: 68.6
 FG Pct: 42.6
 3FG Pct: 33.9
 FT Pct: 65.7

Rebounds/game: 35.8
 Assists/game: 14.7
 Turnovers/game: 13.7
 Assist/turnover ratio: 1.1
 Steals/game: 7.3
 Blocks/game: 2.6

2004-05 BYU Season Stats
 BYU Cougars Game-by-Game Points-Rebounds-Assists (as of Jan 08, 2005)
 All games

Opponent	Date	Score	WL	01	02	03	04	05	10	12	13	20
				HALL,MIKE	ROSE,MIKE	YOUNG,KEE	BURGESS,J	REISMAN,J	NASHIF,TE	REICHNER, AINGE,AUS	BURGESS,S	
vs North Carolina	11-22-04	50-86	L	10- 4- 0	5- 1- 0	9-10- 0	DNP	DNP	3- 1- 4	DNP	6- 1- 1	4- 1- 0
vs Stanford	11-23-04	53-62	L	7- 6- 2	8- 2- 0	6- 4- 0	DNP	DNP	7- 1- 1	DNP	0- 0- 0	0- 1- 1
vs Chaminade	11-24-04	77-56	W	14- 6- 5	5- 0- 3	14- 6- 0	DNP	2- 0- 0	4- 4- 5	0- 0- 0	2- 4- 2	8- 3- 0
CALIFORNIA	11/27/04	64-67	L	23- 4- 2	1- 3- 1	6- 6- 2	DNP	DNP	8- 8- 5	DNP	2- 1- 0	6- 1- 0
at Utah State	12/01/04	57-71	L	19- 5- 3	3- 0- 0	4- 9- 2	DNP	DNP	0- 0- 1	DNP	15- 2- 3	2- 1- 0
at USC	12/04/04	82-87	L	13- 2- 1	13- 3- 0	0- 4- 0	DNP	DNP	0- 3-10	DNP	7- 0- 2	DNP
BOISE STATE UNIVERSITY	12/08/04	90-77	W	21- 9- 5	19- 3- 1	11- 8- 0	DNP	DNP	1- 1- 0	DNP	14- 5- 5	DNP
vs Washington State Uni	12/11/04	46-49	L	3- 1- 2	15- 2- 1	2- 3- 0	DNP	DNP	0- 0- 0	DNP	16- 2- 4	0- 0- 0
UTAH STATE	12/18/04	62-84	L	4- 4- 1	14- 1- 0	8- 7- 0	DNP	DNP	0- 0- 4	DNP	21- 2- 3	5- 0- 0
NORTH CAROLINA STATE	12/21/04	61-72	L	18- 4- 3	9- 1- 1	2-10- 3	DNP	DNP	0- 0- 1	DNP	9- 4- 8	0- 1- 0
at Weber State	12-23-04	79-61	W	23- 2- 4	0- 0- 0	14- 6- 4	DNP	DNP	0- 0- 0	DNP	9- 4- 3	0- 0- 0
SOUTHERN UTAH UNIVERSIT	12/28/04	77-52	W	12- 4- 3	14- 1- 1	6- 4- 1	0- 1- 1	DNP	0- 3- 0	3- 1- 1	14- 3- 5	5- 1- 0
SANTA CLARA	12/31/04	87-74	W	10- 1- 2	26- 3- 5	2- 3- 0	DNP	DNP	0- 0- 0	DNP	9- 7- 7	0- 0- 0
at Saint Mary's (CA)	01/04/05	51-72	L	12- 2- 1	6- 3- 2	6- 4- 1	DNP	DNP	5- 1- 0	0- 0- 0	6- 1- 2	0- 0- 1
SAN DIEGO STATE	01/08/05	57-59	L	16- 6- 1	7- 6- 2	0- 1- 0	DNP	DNP	0- 0- 0	DNP	9- 6- 5	0- 1- 0

Opponent	Date	Score	WL	23	34	41	43	44	52	54
				BALDERSON	BURGESS,D	MEADS,GAR	DAWES,DER	PLAISTED, JENSEN,JA	MILES,CHR	
vs North Carolina	11-22-04	50-86	L	DNP	0- 0- 0	2- 9- 1	1- 0- 0	2- 3- 1	8- 3- 1	0- 5- 0
vs Stanford	11-23-04	53-62	L	DNP	DNP	9- 5- 0	4-10- 0	1- 4- 0	11- 2- 0	DNP
vs Chaminade	11-24-04	77-56	W	DNP	DNP	DNP	10- 6- 1	0- 0- 0	16- 5- 0	2- 0- 0
CALIFORNIA	11/27/04	64-67	L	DNP	0- 0- 0	DNP	4- 8- 0	DNP	12- 2- 2	2- 1- 0
at Utah State	12/01/04	57-71	L	6- 0- 0	DNP	0- 2- 0	0- 2- 0	0- 0- 0	8- 4- 1	0- 1- 0
at USC	12/04/04	82-87	L	22- 1- 4	DNP	10- 8- 1	10- 5- 0	0- 1- 0	3- 5- 0	4- 2- 0
BOISE STATE UNIVERSITY	12/08/04	90-77	W	3- 2- 1	DNP	4- 3- 2	2- 3- 0	DNP	13- 5- 1	2- 1- 0
vs Washington State Uni	12/11/04	46-49	L	0- 0- 0	DNP	2-10- 2	6- 7- 1	DNP	0- 0- 0	2- 2- 1
UTAH STATE	12/18/04	62-84	L	2- 0- 1	DNP	4- 1- 1	0- 4- 0	DNP	4- 1- 0	0- 5- 0
NORTH CAROLINA STATE	12/21/04	61-72	L	DNP	DNP	4- 1- 0	5- 3- 0	DNP	14- 3- 0	0- 2- 0
at Weber State	12-23-04	79-61	W	0- 1- 0	DNP	10- 6- 0	7- 2- 1	DNP	16- 5- 3	0- 0- 0
SOUTHERN UTAH UNIVERSIT	12/28/04	77-52	W	11- 0- 2	DNP	DNP	10- 9- 1	DNP	2- 3- 0	0- 1- 3
SANTA CLARA	12/31/04	87-74	W	0- 1- 0	DNP	DNP	5- 5- 1	DNP	23- 5- 1	12- 3- 3
at Saint Mary's (CA)	01/04/05	51-72	L	5- 0- 0	DNP	DNP	9-10- 0	DNP	2- 7- 1	0- 2- 0
SAN DIEGO STATE	01/08/05	57-59	L	2- 1- 0	DNP	5- 6- 0	0- 3- 0	DNP	10- 7- 0	8- 5- 0

2004-05 BYU Season Stats
 BYU Cougars Game-by-Game Highs (as of Jan 08, 2005)
 All games

Opponent	Date	Score	WL	POINTS	REBOUNDS	ASSISTS	STEALS	BLOCKED SHOTS
vs North Carolina	11-22-04	50-86	L	10-HALL, Mike	10-YOUNG, Keena	4-NASHIF, Terry	2-MEADS, Garner	1-MILES, Chris YOUNG, Keena HALL, Mike MEADS, Garner
vs Stanford	11-23-04	53-62	L	11-JENSEN, Jared	10-DAWES, Derek	2-HALL, Mike	1-HALL, Mike JENSEN, Jared NASHIF, Terry	1-MEADS, Garner
vs Chaminade	11-24-04	77-56	W	16-JENSEN, Jared	6-YOUNG, Keena DAWES, Derek HALL, Mike	5-HALL, Mike NASHIF, Terry	4-HALL, Mike	3-BURGESS, Sam
CALIFORNIA	11/27/04	64-67	L	23-HALL, Mike	8-DAWES, Derek NASHIF, Terry	5-NASHIF, Terry	3-HALL, Mike	3-DAWES, Derek
at Utah State	12/01/04	57-71	L	19-HALL, Mike	9-YOUNG, Keena	3-HALL, Mike AINGE, Austin	2-AINGE, Austin YOUNG, Keena JENSEN, Jared	2-MEADS, Garner YOUNG, Keena
at USC	12/04/04	82-87	L	22-BALDERSON, Ji	8-MEADS, Garner	10-NASHIF, Terry	1-NASHIF, Terry HALL, Mike MEADS, Garner MILES, Chris AINGE, Austin	1-DAWES, Derek
BOISE STATE UNIVERSITY	12/08/04	90-77	W	21-HALL, Mike	9-HALL, Mike	5-HALL, Mike AINGE, Austin	2-JENSEN, Jared	2-MILES, Chris
vs Washington State Unive	12/11/04	46-49	L	16-AINGE, Austin	10-MEADS, Garner	4-AINGE, Austin	3-ROSE, Mike	2-DAWES, Derek
UTAH STATE	12/18/04	62-84	L	21-AINGE, Austin	7-YOUNG, Keena	4-NASHIF, Terry	2-ROSE, Mike	3-MILES, Chris
NORTH CAROLINA STATE	12/21/04	61-72	L	18-HALL, Mike	10-YOUNG, Keena	8-AINGE, Austin	3-HALL, Mike	1-MILES, Chris
at Weber State	12-23-04	79-61	W	23-HALL, Mike	6-YOUNG, Keena MEADS, Garner	4-HALL, Mike YOUNG, Keena	4-AINGE, Austin	2-YOUNG, Keena
SOUTHERN UTAH UNIVERSITY	12/28/04	77-52	W	14-AINGE, Austin ROSE, Mike	9-DAWES, Derek	5-AINGE, Austin	3-AINGE, Austin	2-DAWES, Derek
SANTA CLARA	12/31/04	87-74	W	26-ROSE, Mike	7-AINGE, Austin	7-AINGE, Austin	2-HALL, Mike AINGE, Austin	3-MILES, Chris
at Saint Mary's (CA)	01/04/05	51-72	L	12-HALL, Mike	10-DAWES, Derek	2-ROSE, Mike AINGE, Austin	2-AINGE, Austin	1-JENSEN, Jared MILES, Chris YOUNG, Keena
SAN DIEGO STATE	01/08/05	57-59	L	16-HALL, Mike	7-JENSEN, Jared	5-AINGE, Austin	4-AINGE, Austin	1-MILES, Chris

2004-05 BYU Season Stats
 BYU Cougars High/Low Analysis (as of Jan 08, 2005)
 All games

BYU Cougars - TEAM GAME HIGHS

POINTS.....	90	vs Boise State University (12/08/04)
	87	vs Santa Clara (12/31/04)
	82	at USC (12/04/04)
	79	at Weber State (12-23-04)
	77	vs Southern Utah University (12/28/04)
	77	vs Chaminade (11-24-04)
FIELD GOALS MADE.....	32	at Weber State (12-23-04)
	31	vs Chaminade (11-24-04)
FIELD GOAL ATTEMPTS.....	64	vs CALIFORNIA (11/27/04)
	63	vs Chaminade (11-24-04)
FIELD GOAL PERCENTAGE.....	.604 (32-53)	at Weber State (12-23-04)
	.522 (24-46)	vs Santa Clara (12/31/04)
3 PT FIELD GOALS MADE.....	13	at USC (12/04/04)
	12	vs Southern Utah University (12/28/04)
3 PT FG ATTEMPTS.....	25	vs Washington State University (12/11/04)
	25	at USC (12/04/04)
3 PT FG PERCENTAGE.....	.571 (12-21)	vs Southern Utah University (12/28/04)
	.545 (6-11)	at Weber State (12-23-04)
FREE THROWS MADE.....	33	vs Santa Clara (12/31/04)
	23	vs Boise State University (12/08/04)
FREE THROW ATTEMPTS.....	36	vs Santa Clara (12/31/04)
	31	vs Boise State University (12/08/04)
FREE THROW PERCENTAGE.....	1.000 (10-10)	vs Chaminade (11-24-04)
	1.000 (9-9)	at Weber State (12-23-04)
	1.000 (3-3)	at Saint Mary's (CA) (01/04/05)
REBOUNDS.....	47	vs San Diego State (01/08/05)
	43	vs Boise State University (12/08/04)
	43	vs North Carolina (11-22-04)
ASSISTS.....	19	vs Santa Clara (12/31/04)
	18	vs Southern Utah University (12/28/04)
	18	at USC (12/04/04)
STEALS.....	10	vs Chaminade (11-24-04)
	7	at Utah State (12/01/04)
	7	vs North Carolina (11-22-04)
BLOCKED SHOTS.....	7	vs Utah State (12/18/04)
	5	vs Santa Clara (12/31/04)
	5	at Utah State (12/01/04)
	5	vs CALIFORNIA (11/27/04)
	5	vs Chaminade (11-24-04)
TURNOVERS.....	27	vs North Carolina (11-22-04)
	25	at Saint Mary's (CA) (01/04/05)
FOULS.....	22	vs Utah State (12/18/04)
	21	vs North Carolina (11-22-04)

2004-05 BYU Season Stats
 BYU Cougars High/Low Analysis (as of Jan 08, 2005)
 All games

Opponent - GAME HIGHS

POINTS.....	87	at USC (12/04/04)
	86	vs North Carolina (11-22-04)
	84	vs Utah State (12/18/04)
	77	vs Boise State University (12/08/04)
	74	vs Santa Clara (12/31/04)
FIELD GOALS MADE.....	32	at USC (12/04/04)
	30	vs Utah State (12/18/04)
	30	vs Boise State University (12/08/04)
	30	vs North Carolina (11-22-04)
FIELD GOAL ATTEMPTS.....	74	vs Boise State University (12/08/04)
	69	vs North Carolina (11-22-04)
FIELD GOAL PERCENTAGE.....	.508 (30-59)	vs Utah State (12/18/04)
	.478 (32-67)	at USC (12/04/04)
3 PT FIELD GOALS MADE.....	12	vs Santa Clara (12/31/04)
	11	at USC (12/04/04)
3 PT FG ATTEMPTS.....	28	vs North Carolina State (12/21/04)
	28	vs Boise State University (12/08/04)
3 PT FG PERCENTAGE.....	.526 (10-19)	vs Washington State University (12/11/04)
	.500 (9-18)	vs Utah State (12/18/04)
FREE THROWS MADE.....	18	at Utah State (12/01/04)
	18	vs Stanford (11-23-04)
	18	vs North Carolina (11-22-04)
FREE THROW ATTEMPTS.....	25	vs Stanford (11-23-04)
	24	vs Utah State (12/18/04)
FREE THROW PERCENTAGE.....	.783 (18-23)	at Utah State (12/01/04)
	.783 (18-23)	vs North Carolina (11-22-04)
REBOUNDS.....	46	vs Utah State (12/18/04)
	45	vs CALIFORNIA (11/27/04)
ASSISTS.....	22	vs Utah State (12/18/04)
	21	at USC (12/04/04)
STEALS.....	15	vs North Carolina (11-22-04)
	12	at Saint Mary's (CA) (01/04/05)
BLOCKED SHOTS.....	5	vs CALIFORNIA (11/27/04)
	4	vs Utah State (12/18/04)
	4	at Utah State (12/01/04)
	4	vs Chaminade (11-24-04)
	4	vs Stanford (11-23-04)
TURNOVERS.....	21	vs Chaminade (11-24-04)
	17	vs Santa Clara (12/31/04)
FOULS.....	31	vs Santa Clara (12/31/04)
	23	vs Stanford (11-23-04)

2004-05 BYU Season Stats
 BYU Cougars High/Low Analysis (as of Jan 08, 2005)
 All games

BYU Cougars - GAME LOWS

POINTS.....	46	vs Washington State University (12/11/04)
	50	vs North Carolina (11-22-04)
	51	at Saint Mary's (CA) (01/04/05)
	53	vs Stanford (11-23-04)
	57	at Utah State (12/01/04)
	57	vs San Diego State (01/08/05)
FIELD GOALS MADE.....	17	vs Stanford (11-23-04)
	17	vs Washington State University (12/11/04)
FIELD GOAL ATTEMPTS.....	46	vs Santa Clara (12/31/04)
	48	vs Stanford (11-23-04)
	48	vs Washington State University (12/11/04)
FIELD GOAL PERCENTAGE.....	.316 (18-57)	vs North Carolina (11-22-04)
	.328 (21-64)	vs CALIFORNIA (11/27/04)
3 PT FIELD GOALS MADE.....	3	vs San Diego State (01/08/05)
	4	vs Stanford (11-23-04)
3 PT FG ATTEMPTS.....	11	at Weber State (12-23-04)
	13	at Saint Mary's (CA) (01/04/05)
3 PT FG PERCENTAGE.....	.158 (3-19)	vs San Diego State (01/08/05)
	.240 (6-25)	vs Washington State University (12/11/04)
FREE THROWS MADE.....	3	at Saint Mary's (CA) (01/04/05)
	5	at Utah State (12/01/04)
FREE THROW ATTEMPTS.....	3	at Saint Mary's (CA) (01/04/05)
	8	at Utah State (12/01/04)
FREE THROW PERCENTAGE.....	.571 (8-14)	vs North Carolina (11-22-04)
	.579 (11-19)	vs Southern Utah University (12/28/04)
REBOUNDS.....	27	at Weber State (12-23-04)
	29	vs Utah State (12/18/04)
ASSISTS.....	4	vs Stanford (11-23-04)
	8	vs North Carolina (11-22-04)
	8	at Saint Mary's (CA) (01/04/05)
	8	vs San Diego State (01/08/05)
STEALS.....	3	vs Stanford (11-23-04)
	4	vs Santa Clara (12/31/04)
	4	at Saint Mary's (CA) (01/04/05)
BLOCKED SHOTS.....	1	vs Stanford (11-23-04)
	1	at USC (12/04/04)
	1	vs North Carolina State (12/21/04)
	1	vs San Diego State (01/08/05)
TURNOVERS.....	8	vs CALIFORNIA (11/27/04)
	8	at Weber State (12-23-04)
FOULS.....	13	vs San Diego State (01/08/05)
	14	vs Washington State University (12/11/04)

2004-05 BYU Season Stats
 BYU Cougars High/Low Analysis (as of Jan 08, 2005)
 All games

Opponent - GAME LOWS

POINTS.....	49	vs Washington State University (12/11/04)
	52	vs Southern Utah University (12/28/04)
	56	vs Chaminade (11-24-04)
	59	vs San Diego State (01/08/05)
	61	at Weber State (12-23-04)
FIELD GOALS MADE.....	16	vs Washington State University (12/11/04)
	17	vs Southern Utah University (12/28/04)
FIELD GOAL ATTEMPTS.....	47	vs Southern Utah University (12/28/04)
	49	vs Washington State University (12/11/04)
FIELD GOAL PERCENTAGE.....	.327 (16-49)	vs Washington State University (12/11/04)
	.362 (17-47)	vs Southern Utah University (12/28/04)
3 PT FIELD GOALS MADE.....	2	vs Stanford (11-23-04)
	2	vs San Diego State (01/08/05)
3 PT FG ATTEMPTS.....	9	vs CALIFORNIA (11/27/04)
	11	vs Stanford (11-23-04)
3 PT FG PERCENTAGE.....	.143 (2-14)	vs San Diego State (01/08/05)
	.176 (3-17)	at Utah State (12/01/04)
FREE THROWS MADE.....	6	vs Chaminade (11-24-04)
	7	vs Boise State University (12/08/04)
	7	vs Washington State University (12/11/04)
	7	vs San Diego State (01/08/05)
FREE THROW ATTEMPTS.....	11	vs Washington State University (12/11/04)
	12	vs San Diego State (01/08/05)
FREE THROW PERCENTAGE.....	.462 (6-13)	vs Chaminade (11-24-04)
	.529 (9-17)	at Saint Mary's (CA) (01/04/05)
REBOUNDS.....	28	at Weber State (12-23-04)
	30	vs Chaminade (11-24-04)
	30	at USC (12/04/04)
ASSISTS.....	6	vs CALIFORNIA (11/27/04)
	9	at Weber State (12-23-04)
STEALS.....	1	at Weber State (12-23-04)
	2	vs Boise State University (12/08/04)
BLOCKED SHOTS.....	0	at Weber State (12-23-04)
	1	vs North Carolina (11-22-04)
	1	vs Santa Clara (12/31/04)
TURNOVERS.....	9	at Utah State (12/01/04)
	10	vs North Carolina State (12/21/04)
FOULS.....	11	at Utah State (12/01/04)
	11	vs Washington State University (12/11/04)

2004-05 BYU Season Stats
 BYU Cougars High/Low Analysis (as of Jan 08, 2005)
 All games

BYU Cougars - INDIVIDUAL GAME HIGHS

POINTS.....	26	ROSE, Mike vs Santa Clara (12/31/04)
	23	JENSEN, Jared vs Santa Clara (12/31/04)
	23	HALL, Mike at Weber State (12-23-04)
	23	HALL, Mike vs CALIFORNIA (11/27/04)
	22	BALDERSON, Jimmy at USC (12/04/04)
FIELD GOALS MADE.....	9	HALL, Mike at Weber State (12-23-04)
	8	JENSEN, Jared at Weber State (12-23-04)
	8	HALL, Mike vs CALIFORNIA (11/27/04)
FIELD GOAL ATT.....	18	HALL, Mike vs CALIFORNIA (11/27/04)
	17	HALL, Mike vs North Carolina State (12/21/04)
FG PCT (min 5 made).....	.778 (7-9)	JENSEN, Jared vs Santa Clara (12/31/04)
	.750 (9-12)	HALL, Mike at Weber State (12-23-04)
	.750 (6-8)	JENSEN, Jared vs Chaminade (11-24-04)
3 PT FG MADE.....	6	ROSE, Mike vs Boise State University (12/08/04)
	5	HALL, Mike at Weber State (12-23-04)
	5	BALDERSON, Jimmy at USC (12/04/04)
3 PT FG ATTEMPTS.....	9	ROSE, Mike vs Washington State University (12/11/04)
	9	ROSE, Mike vs Boise State University (12/08/04)
	9	AINGE, Austin at Utah State (12/01/04)
3-PT FG PCT (min 2 made).....	.800 (4-5)	AINGE, Austin vs Southern Utah University (12/28/04)
	.714 (5-7)	HALL, Mike at Weber State (12-23-04)
FREE THROWS MADE.....	9	JENSEN, Jared vs Santa Clara (12/31/04)
	8	HALL, Mike vs San Diego State (01/08/05)
	8	ROSE, Mike vs Santa Clara (12/31/04)
FREE THROW ATT.....	11	ROSE, Mike vs Santa Clara (12/31/04)
	11	DAWES, Derek vs Southern Utah University (12/28/04)
FT PCT (min 5 made).....	1.000 (9-9)	JENSEN, Jared vs Santa Clara (12/31/04)
	1.000 (8-8)	HALL, Mike vs San Diego State (01/08/05)
	1.000 (6-6)	JENSEN, Jared vs North Carolina State (12/21/04)
REBOUNDS.....	10	DAWES, Derek at Saint Mary's (CA) (01/04/05)
	10	YOUNG, Keena vs North Carolina State (12/21/04)
	10	MEADS, Garner vs Washington State University (12/11/04)
	10	DAWES, Derek vs Stanford (11-23-04)
	10	YOUNG, Keena vs North Carolina (11-22-04)
ASSISTS.....	10	NASHIF, Terry at USC (12/04/04)
	8	AINGE, Austin vs North Carolina State (12/21/04)
STEALS.....	4	AINGE, Austin vs San Diego State (01/08/05)
	4	AINGE, Austin at Weber State (12-23-04)
	4	HALL, Mike vs Chaminade (11-24-04)
BLOCKED SHOTS.....	3	MILES, Chris vs Santa Clara (12/31/04)
	3	MILES, Chris vs Utah State (12/18/04)
	3	DAWES, Derek vs CALIFORNIA (11/27/04)
	3	BURGESS, Sam vs Chaminade (11-24-04)
TURNOVERS.....	8	NASHIF, Terry vs North Carolina (11-22-04)
FOULS.....	5	DAWES, Derek vs Santa Clara (12/31/04)
	5	MEADS, Garner vs Utah State (12/18/04)