

No. 19 All-Time Wins • 36th All-Time Winning Percentage • 2 National Titles • 26 Conference Titles • 21 NCAA Tournaments • 30 Postseason Invitations
 1 National Player of the Year • 2 Basketball Hall of Fame Inductees • 40 All-America Citations • 43 NBA Draft Selections • 96 All-Conference Citations

2004-05 COUGAR BASKETBALL

Game 17 — BYU @ Colorado State

2004-05 BYU SCHEDULE / RESULTS

NOVEMBER

5 (Fri.)	BYU-Hawaii (exhibition)	85-70	W
12 (Fri.)	Calgary (exhibition)	86-52	W
22-24	EA Sports Maui Invitational in Maui, Hawaii		
22 (Mon.)	vs. North Carolina (ESPN2)	50-86	L
23 (Tue.)	vs. Stanford	53-62	L
24 (Wed.)	vs. Chaminade	77-56	W
27 (Sat.)	California (Comcast)	64-67	L

DECEMBER

1 (Wed.)	@ Utah State (KJZZ)	57-71	L
4 (Sat.)	@ USC (Fox Sports Net 2)	82-87	L
8 (Wed.)	Boise State (KBCL-TV)	90-77	W
11 (Sat.)	vs. Wash. St. @ Delta Center	46-49	L
18 (Sat.)	Utah State (SWP)	62-84	L
21 (Tue.)	North Carolina St (SWPFSNS)	61-72	L
23 (Thu.)	@ Weber State	79-61	W
28 (Tue.)	Southern Utah	77-52	W
31 (Fri.)	Santa Clara	87-74	W

JANUARY

4 (Tue.)	@ Saint Mary's (Comcast)	51-72	L
8 (Sat.)	*San Diego State (SWP-KSL)	57-59	L
11 (Tue.)	Montana State-Billings	110-70	W
15 (Sat.)	*@ Colorado State (ESPN+)	1 p.m.	
17 (Mon.)	*@ Wyoming (ESPN)	10 p.m.	
22 (Sat.)	*Air Force (ABC)	11 a.m.	
24 (Mon.)	*New Mexico (SWP-UPN)	8 p.m.	
31 (Mon.)	*Utah (ESPN)	10 p.m.	

FEBRUARY

5 (Sat.)	*@ UNLV (ESPN+)	Noon	
7 (Mon.)	*@ San Diego State (SWP-UPN)	7 p.m.	
12 (Sat.)	*Wyoming (SWP-KSL)	7 p.m.	
14 (Mon.)	*Colorado State (SWP-UPN)	8 p.m.	
19 (Sat.)	*@ New Mexico (SWP-KSL)	7 p.m.	
21 (Mon.)	*@ Air Force (SWP-UPN)	7 p.m.	
26 (Sat.)	*@ Utah (ESPN+)	1 p.m.	

MARCH

5 (Sat.)	*UNLV (SWP-KSL)	7 p.m.	
10-12	@ MWC Tournament, Denver (ESPN, ERT)		

Times are local to site and subject to change

BYU PLAYS AT COLORADO STATE SATURDAY

BYU (6-10, 0-1 MWC) returns to Mountain West Conference action Saturday when the Cougars face Colorado State at 1 p.m. MST in Fort Collins, Colo. The Cougars and Rams play in this week's featured MWC game on ESPN+ (KJZZ-TV, channel 14, in Salt Lake City). The radio broadcast can be heard on KSL Newsradio 1160 (KSL.com).

UP NEXT FOR THE COUGARS

BYU continues the Front Range road swing on Monday in Laramie when the Cougars and Cowboys tipoff in a nationally televised 10 p.m. (MST) tilt on ESPN.

COUGAR QUICK HITS

- Saturday's game is BYU's first conference road contest of the season. The Cougars have a 3-game road winning streak in MWC play dating back to last season. BYU has swept the Front Range road trip the past two seasons after being swept at CSU and at Wyoming the prior four trips to the Front Range.
- Saturday's game at CSU will be Steve Cleveland's 233rd game as coach of the Cougars, moving him into a second-place tie for all-time games coached at BYU with Ott Romney (1927-35). Stan Watts is the all-time leader with 626 games on the BYU bench over 23 seasons (1949-72).
- Senior guard Mike Hall leads BYU in scoring at (13.7 ppg). Senior center Jared Jensen adds 9.9 ppg along with sophomore guard Mike Rose. Sophomore transfer Keena Young leads BYU in rebounding (5.7 rpg) with sophomore forward Garner Meads adding 5.6 rpg and sophomore center Derek Dawes contributing 5.1 rpg. Sophomore guard Austin Ainge leads the team with 58 assists (3.6 apg).
- BYU shoots .435 from the floor, .381 from three and .753 (12th nationally) from the line while averaging 68.9 ppg. BYU opponents have shot .419 from the field and .345 on threes while scoring 68.7 ppg.
- The 10 BYU players averaging double-digit minutes this season include six sophomores, three seniors and one freshman. Of BYU's freshmen top-20 signing class, only F/C Chris Miles is currently playing (11.8 minutes). Both David Burgess (ankles) and Trent Plaisted (knees) are currently out while top guard prospect and Arizona Player of the Year Lee Cummard has not been with the Cougars this season after opting to serve an LDS Church mission. After returning early, he will join the Cougars next season.
- BYU's schedule this season has included four Pac-10 opponents and two nationally ranked ACC teams (North Carolina and NC State). BYU's wins are over Chaminade (77-56), Boise State (90-77), Weber State (79-61), Southern Utah (77-52), Santa Clara (87-74) and Montana State-Billings (110-70).

BYU GAME #17 FAST FACTS

BYU COUGARS (6-10, 0-1 MWC) at COLORADO STATE RAMS (8-6, 0-1 MWC)

SATURDAY, JAN. 15, 2005
 MOBEY ARENA (8,745)
 FORT COLLINS, COLO. 1 p.m. MST

Coaches: .BYU, Steve Cleveland (135-97 in eighth season; same overall)

.....CSU, Dale Layer (67-67 in fifth season; 234-154 in 14th year overall)

Series: ...BYU leads, 77-44 (BYU swept the season series last year)

TV:ESPN+, KJZZ-TV, channel 14, in Salt Lake City (Rich Waltz calls play-by-play with Irv Brown adding analysis)

Radio:KSL 1160, BYU Sports Network (Greg Wrubell calls play-by-play with Brian Santiago adding commentary)

Web:Live audio and live stats are available at byucougars.com/basketball_m/ (select 2004-05 schedule)

BYU'S PROJECTED STARTERS:

POS. #	NAME	HT.	WT.	YR.	HOMETOWN / LAST TEAM	PPG	RPG	NOTE
F	41 Garner Meads	6-8	225	So.	Salt Lake City, UT / Brighton HS	5.2	5.6	Back from injury, made first start since Dec. 18 last game
C	52 Jared Jensen	6-9	250	Sr.	West Haven, UT / Fremont HS	9.9	4.0	Makes team-best 60 percent of his field goal attempts
G/F	1 Mike Hall	6-3	205	Sr.	San Bernardino, CA / Dixie State College	13.7	4.1	Top returning scorer; 2004 MWC Defender of the Year
G	2 Mike Rose	6-2	185	So.	Houston, TX / Spring Woods HS	9.9	1.9	Leads team with 39 three-pointers and .448 3-FG %
G	13 Austin Ainge	6-2	180	So.	Gilbert, AZ / Highland HS	9.3	2.8	Started the last 8 games; adds 3.6 assists per game

BYU OFF THE BENCH:

POS. #	NAME	HT.	WT.	YR.	HOMETOWN / LAST TEAM	PPG	RPG	NOTE
F	3 Keena Young	6-6	205	So.	Beaumont, TX / South Plains College	6.3	5.7	Transfer leads the team in rebounds per game
F	4 Joshua Burgess	6-8	230	Jr.	Irvine, CA / Irvine Valley College	1.5	0.5	Has seen late action vs. Southern Utah and MSU-Billings
G	10 Terry Nashif	5-10	165	Sr.	Vancouver, WA / Evergreen HS	2.4	1.5	Senior captain adds 2.1 assists per game; has 14 career starts
G	12 Brock Reichner	6-4	205	Jr.	Provo, UT / Salt Lake Community College	1.8	0.8	Walkon transfer has appeared in 4 games in late action
G	20 Sam Burgess	6-3	190	So.	Alpine, UT / Snow College	2.3	0.8	Returned in May from 2-year Church mission to Spokane
G/F	23 Jimmy Balderson	6-6	200	So.	Magrath, Alberta / Magrath HS	5.5	0.8	Came out of planned redshirt year in BYU's fifth game
C	43 Derek Dawes	6-11	265	So.	Salt Lake City, UT / Cottonwood HS	4.9	5.1	DNP vs. MSU-Billings (shoulder) but should play at CSU
F/C	54 Chris Miles	6-11	235	Fr.	Provo, UT / Timpvieview HS	2.6	2.2	Freshman made second start vs. SDSU last Saturday



BYU SERIES RECORD VS.

COLORADO STATE

Overall Series Record: BYU leads 77-44
 BYU Record in Provo: 50-10
 BYU Record in Fort Collins: 26-31
 BYU Record at Neutral Sites: 1-3
 BYU Record under Steve Cleveland: 7-6
 BYU Record in Overtime Games: 4-3* [1-1 Hm, 3-1 Rd, 0-1 Neutral]
 *1-0 in 2OT [1971, won 98-92 in Ft. Collins]
 Last Overtime Game: 2003, CSU 86, BYU 80
 at MWC Tournament in Las Vegas
 Longest BYU Win Streak: 9 [two times 1985-89, 1991-94]
 Longest CSU Win Streak: 7 [1960-70]
 Largest BYU Margin of Victory: 39, 91-52 in 1939
 Largest CSU Margin of Victory: 25, 74-49 in 1958
 Most Points Scored by BYU: 105 in 1972
 Most Points Scored by CSU: 100 in 1996

RECENT SERIES HISTORY

1-30-84	Colorado State	73-57	W
2-23-84	at Colorado State	65-70	L
1-19-85	at Colorado State	65-64	W
2-14-85	Colorado State	77-69	W
1-17-86	at Colorado State	68-63	W
2-27-86	Colorado State	86-76	W
1-2-87	Colorado State (OT)	75-67	W
1-31-87	at Colorado State	51-49	W
2-13-88	Colorado State	86-80	W
2-23-88	at Colorado State	75-67	W
1-21-89	at Colorado State	84-69	W
3-4-89	Colorado State	72-89	L
1-27-90	Colorado State	67-52	W
3-1-90	at Colorado State	57-59	L
1-17-91	at Colorado State	72-55	W
1-31-91	Colorado State	69-52	W
3-7-91	Colorado State	72-51	W
1-11-92	Colorado State	72-51	W
1-25-92	at Colorado State (OT)	79-74	W
1-28-93	at Colorado State	70-63	W
2-4-93	Colorado State	81-57	W
1-29-94	Colorado State	79-66	W
2-5-94	at Colorado State (OT)	72-70	W
1-19-95	at Colorado State	72-80	L
2-9-95	Colorado State	76-68	W
3-9-95	vs. Colorado State**	73-75	L
1-20-96	Colorado State	76-78	L
2-8-96	at Colorado State	76-81	L
3-7-96	vs. Colorado State+	84-100	L
1-22-98	Colorado State	44-55	L
2-12-98	at Colorado State	74-83	L
1-22-00	Colorado State	68-47	W
2-24-00	at Colorado State	54-68	L
1-20-01	at Colorado State	55-60	L
2-17-01	Colorado State	68-51	W
2-4-02	Colorado State	57-52	W
3-2-02	at Colorado State(OT)	75-79	L
2-10-03	at Colorado State	77-68	W
3-08-03	Colorado State	67-55	W
3-14-03	vs. Colorado State(OT)+	80-86	L
1-17-04	Colorado State	82-53	W
2-16-04	at Colorado State	79-73	W

* Skyline Tournament
 ** WAC Tournament
 + MWC Tournament

LOOKING AT COLORADO STATE

The Rams return four starters and eight lettermen from last year's 13-16 team that tied for seventh in the MWC with a 4-10 record. This year CSU is 8-6 overall and 0-1 in league play after losing at reigning regular-season champion Air Force, 58-53. The Rams have lost two straight games, both on the road, including its 78-63 loss at Pepperdine on Jan. 3. CSU is 8-0 at home this season. Among its five nonconference road losses the Rams suffered several close defeats, including an overtime 79-76 loss at Auburn, a 69-68 setback at Purdue and an 89-83 loss at Colorado. CSU will be without the services of guard Dwight Boatner, who left the team due to personal reasons this week. Boatner is a 6-foot, 170-pound sophomore from Lake Charles, La., who had played in all 14 games, including 10 as a starter, while averaging 8.1 points per game, with 31 assists. CSU is led by senior center Matt Nelson. The 7-foot-1 All-MWC performer leads the nation with his 69 percent accuracy from the floor while scoring 15.8 points per game. He also adds a team-best 5.7 rebounds. CSU played at Air Force without its second-leading scorer and rebounder in senior forward Matt Williams, who averages 12.5 ppg and 5.0 rpg. Williams suffered a minor sprain of his left knee at Pepperdine. Freshman 7-footer Jason Smith started in Williams' place at Air Force and totaled 14 rebounds along with 6 points and 4 assists. Smith is third on the tea in scoring overall this season at 9.5 ppg while contributing 5.1 rpg. CSU averages 75.6 points while allowing 66.9. The Rams are a good shooting team, making 50 percent of their attempts from the floor overall. CSU shoots .356 from long range and .701 from the line. Ram opponents have shot .386 from the field and .264 on threes. CSU wins the battle of the boards by an average of 38.1 to 32.5.

LAST OUTING - FREE THROWS DOWN STRETCH DO IN RAMS

Air Force used a 15-1 run midway through the second half to erase a CSU three-point lead en route to a 58-53 Falcon victory in Clune Arena last Saturday afternoon. The game remained close during the entire first half with neither team gaining a lead larger than five during the period. CSU came out of the locker room and used a 6-0 run to take a three-point lead, 29-26, with 16:45 to play. The Rams remained up by three with 14:36 until the Falcons sprinted to a 15-1 run in a six-minute span to lead 45-34 with 8:42 to play. The Rams cut the lead back to five points before Air Force hit 11-of-12 free throws in the last three minutes to seal the five-point win. Senior Matt Nelson posted 21 points on 9-of-10 shooting while grabbing six boards on the day. Sophomore Dwight Boatner was the only other Ram in double figures with 14 (11 in the first half). Freshman Jason Smith recorded a game-high 14 rebounds and dished out a team-high four assists. CSU hit 19-of-47 (.404) on the night from the floor while the Falcons were 20-of-57 (.351). CSU committed 22 turnovers and forced only 11 by Air Force.

COLORADO STATE'S PROJECTED STARTERS

Pos.	#	Name	Wt.	Ht.	Yr.	PPG	RPG
F	14	Jason Smith	225	7-0	Fr.	9.5	5.1
F	34	Stephen Verwers	245	6-10	So.	3.1	2.9
C	54	Matt Nelson	265	7-1	Sr.	15.8	5.7
G	10	Jon Rakiiecki	205	6-3	Sr.	8.1	2.9
G	32	Michael Morris	210	6-3	Jr.	7.9	3.3

SERIES NOTES

Saturday's game will be the 122nd meeting between the two schools. BYU leads the series 77-44. The Rams hold a 31-26 advantage in Fort Collins while the Cougars own a 50-10 record in Provo. Last year, BYU swept the regular-season series for the second consecutive year, beating the Rams in Fort Collins and again in Provo. CSU has a 3-1 advantage in neutral court games. BYU has won the last two games in Fort Collins, ending a six-game losing streak in Moby Arena dating back to 1994. The Cougars have won six of the last eight games overall. BYU has won five straight in Provo since CSU swept the series in 1998, winning in Provo, 55-44, on Jan. 22. The two teams did not meet in 1999. Steve Cleveland is 7-6 against Colorado State with a 5-1 record in Provo, 2-4 mark at Moby Arena and 0-1 neutral court result. The series dates back to 1938.

FRONT RANGE SWEEPS

The Cougars have enjoyed recent success on the difficult Front Range road trip, having swept Colorado State and Wyoming the past two seasons in Fort Collins and Laramie. The prior BYU sweep of the two games was in 1993. Under Steve Cleveland, BYU was swept on the Front Range the first four times it made the trip before BYU's success the last two years. The schools did not play during the final year of the WAC in 1999.

LAST YEAR'S BOX SCORE - IN PROVO

01/17/04 7:07 pm at Brigham Young University
VISITORS: Colorado State 8-7, 0-2

#	Player	tot-fg		3-pt		rebounds			pf	tp	a	to	blk	s	min	
		fg	fga	fg	fga	ft	fta	of								de
13	ROBINSON, Freddy	f	7	13	1	3	7	10	2	2	4	1	16	0	1	26
42	WILLIAMS, Matt	f	4	10	0	0	4	8	0	7	7	3	12	2	4	29
01	STEVENS, Derrick	g	2	7	1	4	0	0	0	2	2	2	5	1	2	33
10	RAKIECKI, Jon	g	0	10	0	10	2	2	2	2	4	3	2	1	2	27
20	CLARK, Ronnie	g	1	4	0	0	1	4	2	2	4	4	3	1	3	14
02	LOHREY, Brian	g	0	0	0	0	0	0	0	0	0	0	0	0	0	2
04	BALL, Nick	g	0	2	0	1	0	0	0	1	1	2	0	0	0	10
11	THOMASSON, Phillip	g	3	5	0	1	2	3	0	1	1	1	8	1	2	16
22	JOHNSON, Shelton	g	1	5	1	3	0	0	0	1	1	2	3	0	1	0
34	VERWERS, Stephen	g	2	3	0	0	0	0	1	2	3	5	4	0	0	24
54	NELSON, Matt	g	0	0	0	0	0	0	0	0	0	0	0	0	0	4
	TEAM															2
	Totals		20	59	3	22	10	18	7	25	32	24	53	7	14	2

TOTAL FG%	1st Half: 9-29 31.0%	2nd Half: 11-30 36.7%	Game: 33.9%	DEADBALL
3-Pt. FG%	1st Half: 1-11 9.1%	2nd Half: 2-11 18.2%	Game: 13.6%	REBOUNDS
F Throw %	1st Half: 4-8 50.0%	2nd Half: 6-10 60.0%	Game: 55.6%	5

HOME TEAM: Brigham Young University 11-4, 1-1

#	Player	tot-fg		3-pt		rebounds			pf	tp	a	to	blk	s	min	
		fg	fga	fg	fga	ft	fta	of								de
03	BIGELOW, Mark	f	2	6	0	3	7	10	2	2	4	1	11	6	0	1
41	MEADS, Garner	f	2	3	0	0	0	0	1	2	5	4	0	0	0	11
55	ARAUJO, Rafael	c	6	9	0	1	4	5	2	7	9	2	16	2	2	26
01	HALL, Mike	g	3	9	1	3	2	4	2	2	4	3	9	0	1	33
04	LEMES, Luiz	g	4	7	2	3	2	2	0	4	4	0	12	2	5	0
00	WOODBERRY, Kevin	g	0	1	0	0	0	0	2	2	0	0	1	1	1	0
02	ROSE, Mike	g	3	9	3	6	1	2	0	1	1	2	10	2	0	0
10	NASHIF, Terry	g	1	1	0	2	2	0	6	6	1	4	3	0	0	1
13	AINGE, Austin	g	2	3	1	2	1	2	0	0	0	2	6	2	1	0
15	DRESSER, Mike	g	1	2	0	0	0	0	0	0	0	2	1	0	0	5
52	JENSEN, Jared	g	2	4	0	0	4	5	2	8	10	4	8	0	4	0
	TEAM															2
	Totals		26	54	7	18	23	32	9	35	44	20	82	19	14	3

TOTAL FG%	1st Half: 15-27 55.6%	2nd Half: 11-27 40.7%	Game: 48.1%	DEADBALL
3-Pt. FG%	1st Half: 6-10 60.0%	2nd Half: 1-8 12.5%	Game: 38.9%	REBOUNDS
F Throw %	1st Half: 13-18 72.2%	2nd Half: 10-14 71.4%	Game: 71.9%	3

Officials: Scott Thornley, Duane Allen, Mill Stowe
Technical fouls: Colorado State-CLARK, Ronnie. Brigham Young University-JENSEN, Jared.

Attendance: 17661

Score by Periods	1st	2nd	Total
Colorado State	23	30	53
Brigham Young University	49	33	82

Points in the paint-CS 16, BY 28. Points off turnovers-CS 12, BY 14.
2nd chance points-CS 5, BY 10. Fast break points-CS 2, BY 11.
Bench points-CS 15, BY 39. Score tied-1 time. Lead changes-4 times

LAST YEAR'S BOX SCORE - IN FORT COLLINS

02-16-04 10:00 p.m. at Fort Collins, Colo. (Moby Arena)
VISITORS: Brigham Young University 16-7 (6-4 MWC)

#	Player	tot-fg		3-pt		rebounds			pf	tp	a	to	blk	s	min	
		fg	fga	fg	fga	ft	fta	of								de
03	BIGELOW, Mark	f	3	9	1	5	3	4	0	0	0	4	10	2	5	0
41	MEADS, Garner	f	2	4	0	0	1	2	3	4	7	3	5	0	1	1
55	ARAUJO, Rafael	c	7	17	0	0	7	10	4	8	12	4	21	1	0	4
01	HALL, Mike	g	5	9	1	4	3	4	2	4	6	1	14	1	2	0
04	LEMES, Luiz	g	3	7	0	2	0	1	0	5	5	2	6	6	3	0
00	WOODBERRY, Kevin	g	2	5	2	4	0	0	0	2	2	1	6	2	1	0
02	ROSE, Mike	g	1	2	0	1	0	2	0	0	0	0	2	0	1	0
05	SHOFF, Jake	g	4	5	0	0	1	1	2	1	3	4	9	0	1	1
52	JENSEN, Jared	g	1	2	0	0	4	4	1	1	2	2	6	1	1	0
	TEAM															2
	Totals		28	60	4	16	19	28	14	27	41	21	79	13	15	2

TOTAL FG%	1st Half: 15-37 40.5%	2nd Half: 13-23 56.5%	Game: 46.7%	DEADBALL
3-Pt. FG%	1st Half: 3-12 25.0%	2nd Half: 1-4 25.0%	Game: 25.0%	REBOUNDS
F Throw %	1st Half: 2-4 50.0%	2nd Half: 17-24 70.8%	Game: 67.9%	3

HOME TEAM: Colorado State 11-12 (3-7 MWC)

#	Player	tot-fg		3-pt		rebounds			pf	tp	a	to	blk	s	min	
		fg	fga	fg	fga	ft	fta	of								de
20	CLARK, Ronnie	f	3	4	0	0	2	4	1	1	2	3	8	0	2	0
22	JOHNSON, Shelton	f	1	7	0	5	0	1	2	2	4	1	2	0	1	0
42	WILLIAMS, Matt	c	4	10	0	2	4	1	4	5	4	10	2	5	0	2
05	BOATNER, Dwight	g	3	5	1	2	4	4	0	1	7	2	11	3	2	0
32	MORRIS, Michael	g	3	8	1	5	3	3	0	6	6	0	10	5	0	4
10	RAKIECKI, Jon	g	0	0	0	0	0	0	0	0	0	1	0	0	0	2
11	THOMASSON, Phillip	g	2	0	0	0	0	0	1	1	2	0	0	0	0	10
13	ROBINSON, Freddy	g	2	3	0	1	2	3	0	2	2	2	6	1	0	0
34	VERWERS, Stephen	g	1	2	0	0	0	0	0	1	1	2	0	0	0	5
54	NELSON, Matt	g	9	12	0	0	6	8	1	6	7	4	24	1	2	1
	TEAM															1
	Totals		26	53	2	13	19	27	6	24	30	20	73	12	13	5

TOTAL FG%	1st Half: 12-22 54.5%	2nd Half: 14-31 45.2%	Game: 49.1%	DEADBALL
3-Pt. FG%	1st Half: 1-4 25.0%	2nd Half: 1-9 11.1%	Game: 15.4%	REBOUNDS
F Throw %	1st Half: 7-9 77.8%	2nd Half: 12-18 66.7%	Game: 70.4%	2

Officials: David Hall, Scott Thornley, Larry Spaulding
Technical fouls: Brigham Young University-None. Colorado State-None.

Attendance: 4526

Score by Periods	1st	2nd	Total
Brigham Young University	35	44	79
Colorado State	32	41	73

Points in the paint-BY 46, CS 34. Points off turnovers-BY 22, CS 10.
2nd chance points-BY 15, CS 6. Fast break points-BY 19, CS 0.
Bench points-BY 23, CS 32. Score tied-4 times. Lead changes-1 time.

LAST YEAR IN PROVO – COUGARS WIN BIG AGAINST CSU, 82-53

PROVO, Utah, (Jan. 17, 2004) – Rafael Araujo scored 16 points and grabbed nine boards to lead BYU past Colorado State 82-53 Saturday evening at the Marriott Center. BYU used an 18-1 run to build a 19-point lead midway through the first half, and the Cougars didn't look back, extending their lead to 26 points at halftime, BYU's largest lead at the break this season. Coach Steve Cleveland said he was pleased his team came out and played well after the way they played in the last two games. "I didn't care if this was home or away. I wanted to play well," Cleveland said. "I thought we did that. We attacked defensively and got good shots. We played 30 minutes of good basketball, but it got sloppy in the end." The Cougars' run started when freshman Mike Rose was inserted into the game and subsequently hit a three-pointer. Rose would hit two more threes during the stretch, and Mike Hall would add another. "Mike Rose came in and hit some huge shots," Cleveland said. "That's how I plan to play him the rest of the year. He's played well in practice and earned the minutes." Those three-pointers opened up the middle for Araujo, allowing him to get the ball deep in the post and score easily over the Ram defenders. The Cougars didn't let up after halftime, outscoring CSU 18-6 while extending its lead to 31 three different times during the second half. After two poor shooting nights against North Carolina State and San Diego State where the Cougars hit only 40.4 percent of their shots, BYU hit 49.1 percent of its shots against the Rams, including 38.9 percent from three-point range. Besides Araujo, the Cougars had three other players hit double figures, including Luiz Lemes (12), Mark Bigelow (11) and Rose (10).

LAST YEAR IN FORT COLLINS – SHOFF SPARKS COUGARS TO VICTORY OVER CSU

FORT COLLINS, Colo. (Feb. 16, 2004) – Rafael Araujo recorded his 13th double-double of the season, scoring 21 points and grabbing 12 rebounds, as the Cougars defeated Colorado State 79-73 Monday night at Moby arena. Araujo and Ram center Matt Nelson battled back and forth all night with Nelson scoring 24 points to lead all scorers, but the most pivotal stretch of the game came when Araujo was sitting on the bench with four fouls. Colorado State had battled back from a seven-point deficit to tie the game at 54 when backup center Jake Shoff replaced Araujo. Shoff helped ignite a 15-4 run, scoring five points in less than one minute during the run before collecting his fourth foul. Shoff finished the game with a season-high nine points and three rebounds in only 12 minutes of work. "Bench play was critical to our success," coach Steve Cleveland said. "(Kevin) Woodberry was solid. Jake Shoff had a good game, and (Jared) Jensen contributed tonight." Following the Cougar run, BYU led by 11 points and held on to win by six points, giving BYU its second straight road win. With the victory, the Cougars swept the Front Range road trip in back-to-back years for the first time since BYU did it in the 1971-72 and 1972-73 seasons. BYU won in back-to-back years at CSU for the first time in 10 years. The Cougars opened the game with sloppy play, falling behind by 11 points early, but the Cougars exploded for a 20-2 run to take a 28-21 lead. BYU extended its lead to nine points before the Rams closed the half on a 6-0 run to cut the Cougar lead to 35-32 at the half. Colorado State continued its run into the second half, eventually tying the score at 36, but BYU fought back with another run of its own to take a seven point lead, which the Rams would quickly erase. But BYU had one more run up its sleeve that put Colorado State away for good. BYU scored 19 fast-break points, using its defense to ignite several scoring runs. Three Cougars scored in double figures as Mike Hall totaled 14 points and Mark Bigelow added 10. Freshman Dwight Boatner contributed 11 points for CSU while Matt Williams and Michael Morris each added 10 points. BYU had a 41-30 advantage on the boards, including 14 offensive rebounds.



2004-05 BYU NUMERICAL ROSTER

NO.	NAME	POS.	HT.	WT	YR.	HOMETOWN (PREVIOUS SCHOOL)
1	Mike Hall	G/F	6-3	205	Sr.	TR-1L San Bernardino, CA / Dixie State College
2	Mike Rose	G	6-2	185	So.	1L Houston, TX / Spring Woods HS
3	Keena Young	F	6-6	205	So.	TR Beaumont, TX / South Plains College
4	Joshua Burgess	F	6-8	230	Jr.	TR-RS Irvine, CA / Irvine Valley College
5	Joshua Reisman	G	6-1	180	Jr.	TR Mount Vernon, Wash. / San Jose City College
10	Terry Nashif	G	5-10	165	Sr.	3L Vancouver, WA / Evergreen HS
12	Brock Reichner	G	6-4	205	Jr.	TR Provo, UT / Salt Lake Community College
13	Austin Ainge	G	6-2	180	So.	RS-1L Gilbert, AZ / Highland HS
20	Sam Burgess	G	6-3	190	So.	TR Alpine, UT / Snow College
23	Jimmy Balderson	G	6-6	200	So.	1L Magrath, Alberta / Magrath HS
34	David Burgess	C	6-10	265	Fr.	HS Irvine, CA / Woodbridge HS
41	Garner Meads	F	6-8	225	So.	RS-1L Salt Lake City, UT / Brighton HS
43	Derek Dawes	C	6-11	275	So.	1L-RS Salt Lake City, UT / Cottonwood HS
44	Trent Plaisted	F	6-11	220	Fr.	HS San Antonio, TX / Clark HS
52	Jared Jensen	F/C	6-9	250	Sr.	3L West Haven, UT / Fremont HS
54	Chris Miles	F	6-11	235	Fr.	HS Provo, UT / Timpview HS

Head Coach: Steve Cleveland , UC Irvine, 1976
 Associate Head Coach: Dave Rose, Houston, 1983
 Assistant Coaches: Andy Toolson, BYU, 1990; John Wardenburg, BYU, 1986
 Director of Basketball Operations: Walter Roese, BYU-Hawaii, 1994
 Team Trainer: Robert Ramos, BYU, 1995

PRONUNCIATION GUIDE

TERRY NASHIF
 NASH-if

TRENT PLAISTED
 PLAY-sted

BROCK REICHNER
 RICH-ner

KEENA YOUNG
 KEY-nah

WALTER ROESE
 row-EESE

ROBERT RAMOS
 RAY-mus

SEASON / CAREER HIGHS

#	PLAYER	POINTS	REBOUNDS	ASSISTS
1	HALL, Mike <i>Career:</i>	23 vs. California, at Weber State <i>same</i>	9 vs. Boise State <i>same</i>	5 vs. Chaminade, vs. Boise State <i>same</i>
2	ROSE, Michael <i>Career:</i>	26 vs. Santa Clara <i>same (also vs. Southern Utah (2003))</i>	6 vs. San Diego State <i>same</i>	5 vs. Santa Clara <i>6 vs. Southern Utah (2003)</i>
3	YOUNG, Keena <i>Career:</i>	14 vs. Chaminade, at Weber State <i>same</i>	10 vs. North Carolina, NC State <i>same</i>	4 at Weber State <i>same</i>
4	BURGESS, Joshua <i>Career:</i>	3 vs. MSU-Billings <i>same</i>	1 vs. Southern Utah <i>same</i>	1 vs. Southern Utah <i>same</i>
10	NASHIF, Terry <i>Career:</i>	10 vs. MSU-Billings <i>11 at San Diego State (2003)</i>	8 vs. California <i>same</i>	10 at USC <i>same</i>
12	REICHNER, Brock <i>Career:</i>	3 vs. Southern Utah <i>same</i>	2 vs. MSU-Billings <i>same</i>	1 vs. Southern Utah <i>same</i>
13	AINGE, Austin <i>Career:</i>	21 vs. Utah State (12/18/04) <i>same</i>	7 vs. Santa Clara <i>same</i>	8 vs. NC State, vs. MSU-Billings <i>same</i>
20	BURGESS, Sam <i>Career:</i>	8 vs. Chaminade <i>same</i>	3 vs. Chaminade, vs. MSU-Billings <i>same</i>	4 vs. MSU-Billings <i>same</i>
23	BALDERSON, Jimmy <i>Career:</i>	22 at USC <i>same</i>	3 vs. MSU-Billings <i>7 vs. vs. Fort Lewis (2002)</i>	4 at USC <i>same</i>
34	BURGESS, David <i>Career:</i>	- <i>-</i>	- <i>-</i>	- <i>-</i>
41	MEADS, Garner <i>Career:</i>	10 at USC, at Weber State <i>19 vs. San Diego State (2004)</i>	11 vs. MSU-Billings <i>same</i>	2 vs. Boise State, vs. Washington State <i>same</i>
43	DAWES, Derek <i>Career:</i>	10 vs. Chaminade, at USC, vs. SUU <i>same</i>	10 vs. Stanford <i>same</i>	1 [five times] last vs. Santa Clara <i>2 vs. Wyoming (2/15/01)</i>
44	PLAISTED, Trent <i>Career:</i>	2 vs. North Carolina <i>same</i>	4 vs. Stanford <i>same</i>	1 vs. North Carolina <i>same</i>
52	JENSEN, Jared <i>Career:</i>	23 vs. Santa Clara <i>same</i>	7 [the last three games] <i>10 (3 times-Creighton, CSUN, CSU)</i>	3 at Weber State <i>same (also at San Diego State)</i>
54	MILES, Chris <i>Career:</i>	12 vs. Santa Clara <i>same</i>	5 vs. UNC, Utah State, SDSU <i>same</i>	3 vs. Southern Utah, vs. Santa Clara <i>same</i>



BYU MARGIN OF VICTORY/DEFEAT

WINS	LOSSES
1 point	
2 points	1
3 points	2
4 points	
5 points	1
6 points	
7 points	
8 points	
9 points	1
10 points	
11 points	1
12 points	
13 points	2
14 points	1
15 points	
16-19 points	1 (18)
20-24 points	1 (21)
25-29 points	1 (25)
30-plus points	1 (40)

CURRENT BYU WIN/LOSS STREAKS ...

At home	1-0
On the road	0-1
On a neutral floor	0-1
At home vs. Nonconference	3-0
At home vs. MWC	0-1
On the road vs. Nonconference	0-1
On the road vs. MWC	3-0
On a neutral floor vs. Nonconference	0-1
On a neutral floor vs. MWC	0-1
at regular season tournament	1-0
at MWC Tournament	0-1
at NCAA Tournament	0-5
at NIT	0-1

BYU'S 2004-05 RECORD WHEN ...

At home	4-4
On the road	1-3
On a neutral floor	1-3
On Television	1-8
On CBS	0-0
On ESPN	0-0
On ESPN2	0-1
On ESPN+Plus	0-0
On ABC	0-0
On SportsWest	0-3
On other local broadcast TV	1-4
On Monday	0-1
On Tuesday	2-3
On Wednesday	2-1
On Thursday	1-0
On Friday	1-0
On Saturday	0-5
Coming off a win	2-3
Coming off a loss	4-6
Had two or more days between last game	4-9
Had only one day between last game	1-0
Playing the next day after a game	1-1
BYU scores 100 or more points	1-0
BYU scores between 90-99 points	1-0
BYU scores between 80-89 points	1-1
BYU scores between 70-79 points	3-0
BYU scores between 60-69 points	0-3
BYU scores below 60 points	0-6
Opponent scores 90 or more points	0-0
Opponent scores between 80-89 points	0-3
Opponent scores between 70-79 points	4-2
Opponent scores between 60-69 points	1-2
Opponent scores between 50-59 points	2-1
Opponent scores below 50 points	0-1
BYU leads at half	5-2
Opponent leads at half	0-7
Score tied at half	1-1
BYU leads with 5 minutes left	6-1
Opponent leads with 5 min. left	0-9
Score tied with 5 minutes left	0-0
BYU leads with 1 minute left	6-1
Opponent leads with 1 min. left	0-9
Score tied with 1 minute left	0-0
Game goes into overtime	0-0
BYU shoots 50 % or better	4-0
Opponent shoots 50 % or better	0-1
BYU outshoots opponent	6-1
Opponent outshoots BYU	0-9
BYU outrebounds opponent	4-4
Opponent outrebounds BYU	2-6
BYU and opponent tie in rebounds	0-0
vs. top-25 ranked opponent	0-2
vs. 2004 conference champions	0-3
vs. 2004 postseason teams	1-6

BYU's LAST OUTING - COUGARS SWAT YELLOWJACKETS, 110-70

PROVO, Utah (Jan 11, 2005) – It may have been a cold night in Provo, but inside the Marriott Center it was sizzling as the Cougars snowballed past Montana State-Billings 110-70, posting their highest point total since the 1995 season. The Cougars hosted the Division II Yellow Jackets school for the first time in school history and quickly make short work of them. BYU was especially dominant inside the paint where the Cougars outscored the MSU-Billings 50-14. "We know this weekend will be a different atmosphere and a different kind of competition," said BYU head coach Steve Cleveland. "We need a few of these games to settle the nerves of our guys." Offensively the Cougars cruised as they tallied the most first half points in the Coach Cleveland era with 57, eclipsing the old mark of 56 set against Rice in 2002. The Cougars opened up the game on a 5-0 run led by an Austin Ainge floater. But then BYU got sloppy, turning the ball over repeatedly and allowing the Yellow Jackets to battle back with a 6-0 run to take an early 6-5 lead. But that would be the only lead MSU-Billings would see as Mike Rose sank a deep three and it was an offensive avalanche from there. A Chris Miles dunk ignited the crowd and helped extend the Cougar lead. BYU coasted into the locker room with a 27-point advantage at the half. In the second half, it was more of the same for the blue and white. Austin Ainge threw an ally-oop pass to Mike Hall with eleven minutes remaining, giving the Cougars a 35-point lead from which Montana State was never able to recover, leading to the 40-point rout. The Yellow Jackets and the Cougars combined to shoot 52 from three-point range and tie a Marriott Center record for combined three-pointers made with 23. MSU-Billings put up 36 shots from beyond the arc and hit 14 for a 38.9 percent efficiency while the Cougars posted a season-high 62.5 percent mark on 10-16 shooting from beyond the arc. The game saw a series of firsts for the Cougars as Garner Meads returned to the line up for the first time since the Utah State game on Dec. 18. Meads hauled in a team-high 11 rebounds. Fans also saw shooting guard Sam Burgess have his longest stint at the point guard position while all thirteen players who suited up, including Brock Reichner and Josh Burgess, saw action. Six players scored in double figures for the first time since 1999 as Jared Jensen scored a team-high 16 points, Hall and Rose each contributed 14 and Ainge, Keena Young and Terry Nashif each added 10 points.

BYU STARTING LINEUPS

Opponent	(1)	(2)	(3)	(4)	(5)
v. North Carolina	Nashif	Rose	Hall	Meads	Jensen
v. Stanford	Nashif	Rose	Hall	Meads	Jensen
v. Chaminade	Nashif	Rose	Hall	Young	Jensen
California	Nashif	S. Burgess	Hall	Young	Jensen
at Utah State	Nashif	Hall	Young	Meads	Jensen
at USC	Ainge	Hall	Young	Meads	Jensen
Boise State	Nashif	Hall	Balderson	Meads	Jensen
v. Washington St.	Nashif	Hall	Balderson	Meads	Jensen
Utah State	Ainge	Hall	Balderson	Meads	Dawes
NC State	Ainge	Hall	Young	Miles	Jensen
at Weber State	Ainge	Hall	Young	Jensen	Dawes
Southern Utah	Ainge	Rose	Hall	Young	Jensen
Santa Clara	Ainge	Hall	Young	Jensen	Dawes
at Saint Mary's	Ainge	Hall	Young	Jensen	Dawes
San Diego State	Ainge	Rose	Hall	Miles	Jensen
MSU-Billings	Ainge	Rose	Hall	Meads	Jensen

STARTING LINEUP RECORDS (12 different lineups)

RECORD	(1)	(2)	(3)	(4)	(5)
0-2	Nashif	Rose	Hall	Meads	Jensen
1-0	Nashif	Rose	Hall	Young	Jensen
0-1	Nashif	S. Burgess	Hall	Young	Jensen
0-1	Nashif	Hall	Young	Meads	Jensen
0-1	Ainge	Hall	Young	Meads	Jensen
1-1	Nashif	Hall	Balderson	Meads	Jensen
0-1	Ainge	Hall	Balderson	Meads	Dawes
0-1	Ainge	Hall	Young	Miles	Jensen
2-1	Ainge	Hall	Young	Jensen	Dawes
1-0	Ainge	Rose	Hall	Young	Jensen
0-1	Ainge	Rose	Hall	Miles	Jensen
1-0	Ainge	Rose	Hall	Meads	Jensen

2004-05 RECORD WHEN ...

Mike Hall starts	6-10 (16 starts)
Jared Jensen starts	6-9 (15 starts)
Keena Young starts	4-5 (9 starts)
Austin Ainge starts	4-5 (9 starts)
Garner Meads starts	2-6 (8 starts)
Terry Nashif starts	2-5 (7 starts)
Mike Rose starts	3-3 (6 starts)
Derek Dawes starts	2-2 (4 starts)
Jimmy Balderson starts	1-2 (3 starts)
Chris Miles starts	0-2 (2 starts)
Sam Burgess starts	0-1 (1 start)





2004-05 MWC STANDINGS

Team	MWC	Overall
New Mexico	1 0 1.000	14 2 .875
Utah	1 0 1.000	13 3 .813
Air Force	1 0 1.000	11 5 .688
San Diego State	1 0 1.000	7 7 .500
Colorado State	0 1 .000	8 6 .571
UNLV	0 1 .000	7 6 .538
Wyoming	0 1 .000	7 6 .538
BYU	0 1 .000	6 10 .375

As of January 12, 2005 at 2:02 p.m. MT

UPCOMING SCHEDULE:

January 15 (Saturday)

- *NEW MEXICO at AIR FORCE, 4 p.m.
- *BYU at COLORADO STATE, 1 p.m. ESPN+Plus
- *SAN DIEGO STATE at UNLV, 7:30 p.m. SW
- *UTAH at WYOMING, 4 p.m. KJZZ

January 17 (Monday)

- *BYU at WYOMING, 10 p.m. ESPN
- *UTAH at COLORADO STATE, 6 p.m. FSN/KJZZ

INJURY ISSUES

BYU has suffered through several different injury issues this year. Sophomore forward Garner Meads has missed five games overall this year due to injury (three games foot, two games ankle). Tests proved negative for a stress fracture in his foot and he was able to return to action last Saturday vs. San Diego State. Meads had already missed two games (ankle) earlier this season. Sophomore center Derek Dawes has played the last seven games with a broken thumb and missed most of the last two games due to a shoulder injury. Freshman center David Burgess is scheduled for ankle surgery and will be out for the season, and freshman forward Trent Plaisted is out indefinitely (knee). Both made limited appearances early in the seasons. Junior transfer Josh Reisman, a 6-1 guard who played in only one game for five minutes, had a second surgery to repair the broken nose he suffered during the summer and won't return. Senior F/C Jared Jensen did not start and played limited minutes vs. Utah State due to food poisoning and junior forward Joshua Burgess has been slowed by back problems. Freshman F/C Chris Miles is the only Cougar post player not to have his play limited during the regular season due to illness or injury.

BYU BASKETBALL ON KSL NEWSRADIO 1160

The "Voice of the Cougars" is KSL Newsradio 1160's Greg Wrubell. He is in his ninth season as the play-by-play voice of BYU basketball. Wrubell, also the voice of BYU football, is joined by color analyst Mark Durrant, a four-year BYU basketball letterman who graduated in 1995 as a three-time Academic All-WAC forward, or Brian Santiago, who was the WAC assist and three-point percentage leader at Fresno State. Durrant has been part of the KSL broadcast team for eight years while Santiago is in his fourth year providing analysis for select games. Stations on the Cougar Sports Network include:

- Salt Lake City, Utah (Flagship) KSL 1160 AM
- St. George, Utah KDXU 890 AM
- Manti/Delta, Utah KMGR 95.7 FM
- Idaho Falls, Idaho KSSL 1260 AM
- Also, listen online at KSL.com



"Voice of the Cougars"
Greg Wrubell

BYU COACHES ON KSL EACH WEEK ...
Coaches Corner with Steve Cleveland
The Steve Cleveland Show
Cougar Hoops Weekly with Dave Rose

Wednesdays at 8:45 a.m.
Wednesdays 6-7 p.m.
Thursdays 6-7 p.m.

FREE THROW STREAK

The Cougars set a school record by making 33 consecutive free throws until finally misfiring against San Diego State. BYU set a single-game record to start the streak by making 24 straight free throws against Santa Clara on Dec. 31. The 33 straight free throws spanned three games.

AINGE PROVING POINT

Point guard Austin Ainge is one of BYU's young players taking advantage of his opportunity for playing time this season. He has earned the starting position, making the last eight starts. He had a career-high 7 rebounds vs. Santa Clara, career-best 21 points on 6-of-9 shooting vs. Utah State and a career-most 8 assists vs. NC State and MSU-Billings. He is now earning the majority of the point guard minutes with senior Terry Nashif coming off the bench. Overall, he is fourth on the team in scoring at 9.3 ppg and leads the team in assists at 3.6 apg.

MODEL OF EFFICIENCY

Jared Jensen has made 23 straight free throws over the last seven games. The BYU record for consecutive free throws made is 32 by Mike Smith in 1989. Jared Jensen has also made 32 of his last 46 field goal attempts (.696). On the season Jensen leads the team in both categories, shooting .596 (4th in MWC) and .885 from the line (No. 1 in MWC, 15th nationally).

GOING TO THE BOARDS

Jared Jensen's seven rebounds against MSU-Billings gave him back-to-back-to-back season-high rebounding performances. He also had seven rebounds vs. SDSU and at Saint Mary's. In the first 12 games, Jensen averaged 3.2 rebounds but over the last four games he is averaging 6.5 rebounds. BYU has totaled back-to-back season-high 47 rebounds the past two games.

SCORING SPREE

BYU's 59-point second half against Santa Clara is its most points in a half under head coach Steve Cleveland. BYU achieved its largest first-half production in the Cleveland era on Tuesday with 57 points in the first 20 minutes vs. Montana State-Billings. Prior to this season, the previous high for a half under Cleveland was 56 first-half points against Rice in 2002. BYU's 110 total points against MSUB on Tuesday is its highest point total since 1995.

SHOOTING PERCENTAGE/WINNING PERCENTAGE

BYU is 6-1 when out shooting its opponent and 0-8 when the opponent has the better percentage. After shooting below 40 percent in six of its first 10 games, the Cougars topped 50 percent shooting the three games (all wins) prior to shooting 41 percent at Saint Mary's. BYU then rebounded with another great shooting night against MSU-Billings, shooting 54.8 percent from the floor and a season-high 62.5 percent from three-point range. BYU shot 52 percent vs. Santa Clara and made 50 percent from the floor and 57 percent on threes (12-of-21) vs. Southern Utah. The Cougars made a season-high 60 percent from the floor and 54.5 percent on threes in its win at Weber State.



COUGAR ROSTER BREAKDOWN

STARTERS RETURNING (3)

Mike Hall G/F Sr. 12.8 PPG, 3.5 RPG, 1.4 SPG
(30 starts in 2003-04, 30 career starts)
Jared Jensen F/C Sr. 3.8 PPG, 2.1 RPG, .536 FG%
(8 starts in 2003-04, 58 career starts)
Garner Meads F So. 4.2 PPG, 2.9 RPG, .547 FG%
(18 starts in 2003-04, 18 career starts)

STARTERS LOST (4)

Rafael Araujo C 6-11 18.4 PPG, 10.1 RPG, 1.4 SPG
(30 starts in 2003-04, 62 career starts)
Mark Bigelow F/G 6-7 13.4 PPG, 3.8 RPG, 2.8 APG
(30 starts in 2003-04, 119 career starts)
Luiz Lemes G 6-3 8.7 PPG, 3.0 RPG, 4.5 APG
(30 starts in 2003-04, 30 career starts)
Kevin Woodberry G 6-0 5.0 PPG, 1.9 RPG, 2.1 APG
(5 starts in 2003-04, 31 career starts)

LETTERWINNERS RETURNING (8)

Mike Hall G/F Sr. 12.8 PPG, 3.5 RPG, 1.4 SPG
Jared Jensen F/C Sr. 3.8 PPG, 2.1 RPG, .536 FG%
Terry Nashif G Sr. 1.0 PPG, 1.0 RPG, 1.1 APG
Austin Ainge G So. 1.3 PPG, 0.4 RPG, 0.8 APG
Garner Meads F So. 4.2 PPG, 2.9 RPG, .547 FG%
Mike Rose G So. 3.9 PPG, 0.7 RPG, .459 3FG%
*Jimmy Balderson G So. 4.0 PPG, 1.5 RPG
**Derek Dawes C So. 1.1 ppg, 2.0 rpg

** returning from mission; stats from 2001-02 season*

*** redshirt last year after returning from mission, stats from 2000-01 season*

LETTERWINNERS LOST (7)

Rafael Araujo C Sr. 18.4 PPG, 10.1 RPG, 1.4 SPG
Mark Bigelow F/G Sr. 13.4 PPG, 3.8 RPG, 2.8 APG
Luiz Lemes G Sr. 8.7 PPG, 3.0 RPG, 4.5 APG
Kevin Woodberry G Sr. 5.0 PPG, 1.9 RPG, 2.1 APG
Jake Shoff F/C Sr. 2.9 PPG, 2.7 RPG, .612 FG%
Ricky Bower G Sr. Missed Sr. season due to injury
+Marc Roberts G 6-3 (1.7 ppg, 1.1 rpg)

+ Left team after sixth game in 2003-04

RETURNING 2003-04 REDSHIRTS (2)

Joshua Burgess F 6-8 Jr. TR
Derek Dawes C 6-11 So. 1L

NEWCOMERS (7)

David Burgess C 6-10 Fr.
(signed out of Woodbridge HS in Irvine, Calif.)
Sam Burgess G 6-3 So.
(Transfer back from LDS Mission (Snow College))
Chris Miles F 6-10 Fr.
(Signed out of Timpview HS in Provo, Utah)
Trent Plaisted F 6-10 Fr.
(Signed out of Clark HS in San Antonio)
Brock Reichner G 6-4 Jr.
(Walkon transferring from Salt Lake CC)
Joshua Reisman G 6-1 Jr.
(Transfer signed out of San Jose City College (Calif.))
Keena Young G/F 6-6 So.
(Transfer signed out of South Plains College (Texas))

RETURNING FROM LDS CHURCH MISSIONS (2)

Sam Burgess G 6-3 190 So. TR
(Returned in May from Spokane, Wash.)
Jimmy Balderson G 6-6 200 So. 1L
(Returned in August from Micronesia, Guam)

COUGAR PROGRAM ACHIEVED ANOTHER 20-WIN SEASON LAST YEAR

Last year's 21-9 NCAA team was Steve Cleveland's fourth 20-win team in the past five years. In his seven seasons in Provo, Cleveland has rebuilt the 1-25 program he inherited into a regular conference contender and NCAA participant. Only three BYU coaches have had more 20-win seasons.

- Stan Watts had 6 seasons of 20 wins in 23 years of coaching
- Roger Reid had 6 seasons of 20 wins in 8 years of coaching
- G.Ott Romney had 5 seasons of 20 wins in 9 years of coaching

FIVE STRAIGHT POSTSEASON INVITES

BYU earned its fifth straight postseason invitation in 2003-04, including its third NCAA Tournament berth in the last four years. The Cougars earned their second consecutive NCAA at-large invitation after finishing the year with the MWC's best RPI rating and strength of schedule ranking. The Cougars also had the league's top win with its victory over Big 12 Champion and NCAA Final Four participant Oklahoma State.

LOOKING AT THE LAST FIVE YEARS

Year	Overall Record	Pre-League	MWC Games	Home Games	MWC Tourney	Postseason
2003-04	21-9 (.700)	10-3 (.769)	10-4 (.714)	13-0 (1.000)	1-1 (.500)	NCAA 0-1
2002-03	23-9 (.719)	11-4 (.733)	11-3 (.786)	13-1 (.929)	1-1 (.500)	NCAA 0-1
2001-02	18-12 (.600)	10-3 (.769)	7-7 (.500)	16-0 (1.000)	0-1 (.000)	NIT 1-1
2000-01	24-9 (.727)	11-4 (.733)	10-4 (.714)	15-0 (1.000)	3-0 (1.000)	NCAA 0-1
<u>1999-00</u>	<u>22-11 (.667)</u>	<u>11-2 (.846)</u>	<u>7-7 (.500)</u>	<u>14-2 (.875)</u>	<u>2-1 (.667)</u>	<u>NIT 2-1</u>
TOTALS	108-50 (.684)	53-16 (.768)	45-25 (.643)	71-3 (.959)	7-4 (.636)	3-5 (.375)

CONFERENCE TITLES

BYU has won two regular season MWC titles (2001 and 2003) and one MWC Tournament crown (2001) during the five years of the Mountain West Conference. BYU finished second in the regular season this year and was the 2000 MWC Tournament runner-up.

MWC SUCCESS

With BYU's 10-4 conference record last year, Steve Cleveland now has the most MWC wins of any coach. He passed Wyoming's Steve McClain last season and now has 45 MWC wins compared to McClain's 41.

BYU SUCCESS EVIDENT BY MWC AWARDS

BYU players have earned 15 All-MWC honors in the five years of the league, including last year when Rafael Araujo (1st team), Mark Bigelow (2nd team) and Mike Hall (3rd team) were recognized. Two players, Mekeli Wesley in 2001 and Rafael Araujo last year, have earned MWC Player of the Year accolades, while two others, Travis Hansen in 2003 and Mike Hall last year, have been named Defensive Player of the Year. Cougar coach Steve Cleveland was named MWC Coach of the Year in 2003.

NONCONFERENCE SUCCESS

BYU has had the best success of any MWC team against nonconference competition in the first five years of the league. Cleveland coached BYU to a 56-21 (.727) record against nonconference teams in that five years span, including the league's only unbeaten home nonconference record at 39-0 over those five years. Overall, the Cougars defeated 40 straight non-conference opponents in the Marriott Center since starting the streak with a 61-59 win over Utah State as a member of the WAC on Jan. 2, 1999. Cal just ended the streak with its 67-64 win on Nov. 27. BYU also achieved top nonconference wins with victories over nationally ranked opponents Oklahoma State (2003-04) and Stanford (2001-02).

PLAYERS IN THE PROS

In the past five years the BYU program has helped several players go on to professional basketball opportunities. Rafael Araujo was the No. 8 overall pick in this year's NBA draft, selected by the Toronto Raptors. Travis Hansen was the second-round pick of the Atlanta Hawks in 2003. After playing one year with the Hawks he signed a lucrative one-year contract to play in Spain. Others to play professionally over the past five years include Mekeli Wesley (Belgium), Terrell Lyday (France), Trent Whiting (Italy), Eric Nielsen (Spain) and Silester Rivers (Chile). In addition to Araujo, Mark Bigelow (Germany) and Luiz Lemes (Brazil) joined the professional ranks overseas from last year's team.

BYU TOPS MWC IN ATTENDANCE

BYU led the Mountain West Conference in attendance and was ranked 11th nationally in home attendance after averaging 15,300 in 13 home games in 2003-04. The prior season in 2002-03, BYU averaged the 17th largest crowd in the nation overall at 14,468 and had the nation's largest percentage increase over the prior season (during the 2002 Olympic Games hosted in Salt Lake City). Last year BYU had a season-high 22,718 attendance vs. Utah, the largest crowd since 1992 and the 21st largest crowd ever in the Marriott Center.

YEAR	OVERALL ATTENDANCE	PRE-LEAGUE	MWC GAMES
2003-04	15,300	13,340	16,981
2002-03	14,468	13,355	15,581
2001-02	8,630	6,810	11,043
*1997-98	8,430	6,647	9,767

*Cleveland's first year



BYU NCAA RESULTS

1950	Western Regional Semis (Kansas City) Baylor 56, BYU 55 Western Consolation (Kansas City) BYU 83, UCLA 62
1951	West First Round (Kansas City) BYU 68, San Jose State 61 West Regional Semifinals (Kansas City) Kansas State 64, BYU 54 West Regional Consolation (Kansas City) Washington 80, BYU 67
1957	West Regional Semifinals (Corvallis, Ore) California 86, BYU 59 West Regional Consolation (Corvallis, Ore) BYU 65, Idaho State 54
1965	West Regional Semifinals (Provo) UCLA 100, BYU 76 West Regional Consolation (Provo) Oklahoma City 112, BYU 102
1969	West First Round (Las Cruces, NM) New Mexico State 74, BYU 62
1971	West First Round (Logan, UT) BYU 91, Utah State 82 West Reg. Semifinals (Salt Lake) UCLA 91, BYU 73 West Reg. Consolation (Salt Lake) Pacific 84, BYU 81
1972	West First Round (Pocatello, Idaho) Long Beach State 95, BYU 90
1979	West Second Round (Tucson, Ariz.) (4) San Francisco 86 (5) BYU 63
1980	West First Round (Ogden, Utah) (6) Clemson 71 (3) BYU 66
1981	East Regional (Providence, R.I.) (6) BYU 60, (11) Princeton 51 (6) BYU 78, (3) UCLA 55 East Regional Semifinals (Atlanta) (6) BYU 51, (2) Notre Dame 50 West Regional Finals (Atlanta) (1) Virginia 74, (6) BYU 60
1984	Midwest Regional (Birmingham, Ala.) (8) BYU 84, (9) UAB 68 (1) Kentucky 93, (8) BYU 68
1987	SE First Round (Birmingham, Ala.) (7) New Orleans 83, (10) BYU 79
1988	Midwest Regional (Birmingham, Ala.) (4) BYU 98, (13) NC-Charlotte 92 (OT) (5) Louisville 97, (4) BYU 76
1990	East First Round (Hartford, Conn.) (5) Clemson 49, (12) BYU 47
1991	West First Round (Salt Lake) (10) BYU 61, (7) Virginia 48 West Second Round (Salt Lake) (2) Arizona 76, (10) BYU 61
1992	West First Round (Boise, Idaho) (7) LSU 94, (10) BYU 83
1993	Midwest First Round (Chicago) (7) BYU 80, (10) SMU 71 Midwest Second Round (Chicago) (2) Kansas 90, (7) BYU 76
1995	Midwest First Round (Memphis, Tenn.) (9) Tulane 76, (8) BYU 70
2001	West First Round (San Diego, Calif.) (5) Cincinnati 84, (12) BYU 59
2003	South First Round (Spokane, Wash.) (5) Connecticut 58, (12) BYU 53
2004	Phoenix Region First Round (Denver, Colo.) (5) Syracuse 80, (12) BYU 75

WINNING BASKETBALL TRADITION

With its all-time record of 1478-949 (.609), BYU is No. 19 all-time in Division I victories. The Cougars rank 36th all-time in winning percentage among all Division I basketball programs. The Cougars have had 82 winning seasons in their 102 years of basketball and have made 30 postseason appearances, including 21 NCAA bids, and won 26 conference championships.

WINNING WAYS

- With its win at UNLV last year to conclude the regular season, BYU achieved its 28th 20-win season. The Cougars have averaged 20 wins every 2.7 years (BYU has played 76 seasons in which it has played at least 20 games in a season).

- Last year was BYU coach Steve Cleveland's fourth 20-win season in his seven years in Provo since rebuilding the program from its 1-25 season in 1996-97. Cleveland has the second-highest percentage of 20 win seasons (57%) in BYU history behind Roger Reid (75%). Only three BYU coaches have had more than four seasons of 20 wins:

Stan Watts had 6 seasons of 20 wins in 23 years of coaching
Roger Reid had 6 seasons of 20 wins in 8 years of coaching
G.Ott Romney had 5 seasons of 20 wins in 9 years of coaching

CLEVELAND NO. 2 ON MARRIOTT CENTER VICTORY LIST; NO. 2 IN ALL-TIME BYU WINS ON HORIZON

Cougar head coach Steve Cleveland has guided BYU to the second-most Marriott Center wins. He needs five more Marriott Center wins to have the most ever by a BYU coach. With his 88-22 record in the Cougars' home arena, he is currently second, having passed Frank Arnold's 81 victories last year. Roger Reid has the most Marriott Center wins with 92. Ladell Andersen is fourth with 71. With a 135-97 overall record in his eighth season in Provo, Cleveland is fifth on BYU's career coaching victories list and is 18 wins from moving into second. He needs three wins to move into fourth. He moved past Legendary Cougar coach Stan Watts has the most wins in school history with 372 triumphs from 1949-72. Ott Romney (1927-35) and Roger Reid (1989-96) both achieved 152 victories and Frank Arnold (1975-83) is currently fourth with 137 wins.

BYU AMONG 14 TEAMS TO HAVE PLAYER DRAFT EACH OF THE LAST TWO SEASONS

BYU is one of 14 teams to have at least one player drafted in each of the last two NBA drafts. Former BYU center Rafael Araujo was the No. 8 overall pick in the 2004 draft, being selected by the Toronto Raptors. Former BYU guard Travis Hansen was the No. 37 pick overall, taken in the second round by the Atlanta Hawks in the 2003 draft. Following is the list of teams that have had a player drafted the past two seasons (number of players drafted in parenthesis): Arizona (2), BYU (2), Connecticut (3), Duke (3), Georgia (2), Gonzaga (2), Memphis (2), Minnesota (2), Missouri (2), Oregon (2), Stanford (3), Texas (2), UCLA (2), Xavier (3).

NCAA TOURNAMENT TRADITION

BYU gained an at-large bid to the NCAA Tournament after making a solid case for entry into the annual championship field. The Cougars achieved 21 wins even though they played more games (16) away (8-8 record) from home than they did in the Marriott Center where BYU was a perfect 13-0. The Cougars finished the season strong, winning nine straight games until being upset 54-51 by Utah in the MWC Tournament semifinals. BYU had an RPI of 31 and strength of schedule rated No. 35 when selected. BYU had quality wins, including a neutral court victory over nationally ranked and Final Four qualifier Oklahoma State, the Big 12 champs.

- BYU made its 21st NCAA Tournament appearance. The Cougars have an 11-24 record in the NCAA Tournament.

- BYU coach Steve Cleveland has guided the Cougars to the NCAA Tournament three out of the last four seasons, including back-to-back appearances the last two years. In his seventh year at BYU, Cleveland has guided the Cougars to postseason play in each of the past five seasons. He has returned the Cougar program to an annual tournament participant since taking over a program that was 1-25 the season before his arrival.

ALL-AMERICA TRADITION

BYU players have received 40 All-America citations. Last year Rafael Araujo was named to the Basketball Times All-America Second Team and was an Associated Press honorable mention pick last season. Regarded as the nation's No. 2 center by Basketball Times, Araujo earned second-team honors while Connecticut center Omeke Okafor received first-team accolades and Duke center Shelden Williams was selected to the third team. Araujo led the Cougars in scoring last season at 18.4 points per game and pulled down a team-leading 10.1 boards per game, which ranks 11th nationally. He had the fourth highest combined points and rebounds averages in the nation last year. The MWC Co-Player of the Year, Araujo also topped BYU in steals (1.4 spg) and blocks (0.8 bpg) and led all MWC players in steals in league action. The 6-foot-11 280-pound native of Sao Paulo, Brazil, recorded 16 double-doubles games, the fifth best single-season total all-time at BYU, while leading the Cougars to a 21-9 record and their second straight at-large NCAA Tournament berth. Araujo was joined on the second team by Wisconsin point guard Devin Harris, North Carolina wing Rashad McCants, Providence forward Ryan Gomes, and Mississippi State forward Lawrence Roberts. Araujo is the 19th Cougar basketball player to earn All-America honors and the first since 2001 when Mekeli Wesley earned Associated Press honorable mention honors. Araujo was also named an honorable mention AP selection, as Okafor was the only center selected to the three AP teams. Araujo is the first Cougar since Mike Smith in 1988 to receive second-team honors. He recorded career highs of 32 points and 17 rebounds in BYU's win over eventual No. 3 Oklahoma State and finished his season with 24 points and 12 rebounds against defending national champion Syracuse in the first round of the NCAA Tournament.





Steve Cleveland is in his eighth year at the helm of the Cougars in 2004-05. During his tenure at BYU, Cleveland has proven to be a first-rate recruiter, an excellent coach and player developer, and above all, a winner.

Cleveland has guided BYU to five straight postseason appearances and four 20-win seasons in the last five years. Only three other BYU coaches have ever achieved more 20-win seasons. He was recognized as the Mountain West Conference's top strategist in the 2004 Street & Smith College Basketball Preview. He was honored as the MWC Coach of the Year in 2002-03,

as voted by the league's coaches and media members, after guiding BYU to a share of the MWC regular season title and a 23-9 record.

In 2003-04, Cleveland coached the Cougars to a 76-71 win over then No. 25 and 2004 Final Four team Oklahoma State in the Delta Center. The Cougars finished second in the Mountain West Conference and advanced to the NCAA Tournament before losing 80-75 to defending national champion Syracuse. In 2002-03, Cleveland's team finished 23-9 and tied for the MWC title before earning an NCAA invite. In 2001-02, Cleveland coached BYU to a win over No. 13 Stanford and advanced to the second round of the NIT despite having lost four starters and six of his top seven players from the prior season. In 2000-01, Cleveland guided BYU to its first NCAA tournament bid since 1995, its first conference regular season title since 1993 and its first conference tournament championship since 1992. While rebuilding a program that finished 1-25 before his arrival, he has posted records of 9-21, 12-16, 22-11, 24-9, 18-12, 23-9 and 21-9. The 1999-2000, 2000-2001 and 2002-03 seasons all rank among the school's best years ever in terms of wins. In fact, since BYU's first season in 1903, only five BYU teams have ever recorded more wins than the 24-9 team in 2000-01.

Cleveland has brought the magic of the Marriott Center back in Provo. BYU averaged 15,300 fans in 2003-04, including the largest crowd (22,718) since 1992, to rank 11th nationally. BYU had the nation's largest percentage increase in attendance in 2003. The Cougars owned the nation's longest homecourt victory streak for much of the 2002 and 2003 seasons until it finally ended at 44 games. BYU has won 62 of its last 63 games at home, including unbeaten seasons in 2001, 2002 and 2004.

Cleveland's teams have traditionally been prepared to play their best at the end of the season. BYU ended the 2003-04 season on a nine-game winning streak through February and March until losing in the MWC semifinal game, earning its third NCAA bid in the last four years. BYU has been to the post-season five straight years. In 2001-02 BYU won in the first round of the NIT before losing at eventual NIT champion Memphis. In 2000-01, BYU won five straight games on the road to secure a share of the MWC regular season title and earn the automatic NCAA bid by claiming the MWC Tournament in Las Vegas. The Cougars won six of their last eight games the prior season, including two MWC tournament wins and two NIT victories. In Cleveland's first year, BYU completed a rare sweep of No. 15 New Mexico and UTEP on the road to earn a WAC tournament berth. The road sweep of New Mexico and UTEP was the first for BYU since 1990-91 and the 83-62 upset of nationally ranked New Mexico in the Pit ended the Lobos' 41-game home winning streak. In Cleveland's second season the Cougars had a blowout win over UTEP before a 90-74 conference tournament upset victory over TCU to achieve BYU's first conference tournament win since 1994.

Cleveland's teams have advanced to the finals of the MWC tournament in two of the five seasons the event has been played, winning the title in 2001.

As a recruiter, Cleveland has made a similar impact on BYU's program. Cleveland's recruits have proven they are not only committed to Cleveland's vision but also are the kind of players to help make that vision a reality in Provo. Cleveland and his staff have been able to attract top talent and develop them into better players.

Cleveland's recruits have been honored with a string of conference newcomer or major awards in their first seasons at BYU. Eight players have been honored in Cleveland's seven years as the Cougar coach, including five who have been singled out as either the conference newcomer or freshman of the year. The last two years Rafael Araujo was named the Newcomer of the Year by the conference media members in a poll conducted by the Las Vegas Review-Journal (the MWC no longer has such an award) and Mike Hall was named MWC Defensive Player of the Year. Listed below is the list of award winners in their first season at BYU.

- Mike Hall (2003-2004 Defensive Player of the Year; All-MWC Third Team)
- Rafael Araujo (2002-2003 Newcomer of the Year by MWC media poll)
- Jared Jensen (2001-2002 MWC Co-Freshman of the Year)
- Trent Whiting (2000-2001 MWC Newcomer Team, 2nd Team All-MWC)
- Terrell Lyday (1999-2000 MWC Newcomer of the Year; All-Tournament Team)
- Mark Bigelow (1998-99 WAC Freshman of the Year; Newcomer Team, 2nd Team All-WAC)
- Mekeli Wesley (1997-98 WAC Newcomer Team)
- Ron Selleaze (1997-98 WAC Newcomer of the Year; Newcomer Team, 2nd Team All-WAC)

In October 2001, Cleveland signed a multi-year contract extension with BYU. Before taking the helm with the Cougars on March 11, 1997, Cleveland compiled a 157-77 record at Fresno City College in Fresno, Calif. Cleveland was named coach of the year two times while at FCC and led the Rams to post-season playoffs in each of his seven seasons in Fresno. Cleveland coached 10 years at Fresno's Clovis West High School, compiling a 180-70 record.

PLAYING CAREER

Cleveland played college basketball at UC Irvine and was the Anteaters' MVP and leading scorer his senior season in 1975-76. Prior to attending UC Irvine, Cleveland was Fresno City College's Most Outstanding Player in 1973-74. Cleveland received a B.A. degree in social science from UC Irvine in 1976, and received a Master's in education administration from Fresno Pacific in 1979.

PERSONAL

Cleveland, 52, was born in the Los Angeles area and spent most of his life in Fresno, Calif. He served a full-time mission for the Church of Jesus Christ of Latter-day Saints to England from 1971-73. Cleveland was the first head basketball or football coach at BYU to have served a church mission. Cleveland and his wife Kip have three children: sons Casey and Skyler and daughter Katie.

CLEVELAND'S BYU LEDGER

BRIGHAM YOUNG UNIVERSITY						
Year	W	L	Pct.	Conference	Conf. Tourney	NCAA/NIT
2004-2005	6	10	.375	0-1		
2003-2004	21	9	.700	10-4 (2nd MWC)	1-1	0-1 NCAA
2002-2003	23	9	.719	11-3 (T-1st MWC)	1-1	0-1 NCAA
2001-2002	18	12	.600	7-7 (T-4th MWC)	0-1	1-1 NIT
2000-2001	24	9	.727	10-4 (T-1st MWC)	3-0	0-1 NCAA
1999-2000	22	11	.667	7-7 (sixth MWC)	2-1	2-1 NIT
1998-1999	12	16	.429	6-8 (fifth WAC)	1-1	
1997-1998	9	21	.300	4-10 (sixth WAC)	0-1	
Totals	134	97	.580	55-44 (.556)	8-6 (.571)	3-5 (.375)





MIKE HALL

6-3 • 205 • senior • guard
San Bernardino, Calif.

HALL LATELY: Currently leads the Cougars in scoring at 13.7 ppg ... Has made 13 consecutive free throws over the last four games ... Scored 14 points on 6-10 shooting against MSU-Billings... Led the Cougars with 16 points vs. San Diego State while going a perfect 8-for-8 from the line ... Scored team-high 12 points at Saint Mary's ... He was 5-of-7 vs. Southern Utah while scoring 12 points ... Equaled his career-high with 23 points at Weber State, making a career-best 5 threes (5-7) and 9 field goals (9-12) ... Hall led BYU with 18 points vs. NC State ... Scored a team-leading 21 points on 58 percent (7-12) shooting while pulling down a career-high nine rebounds against Boise State ... Contributed 13 points at USC, including three buckets from behind the arc ... Recorded a team-high 19 points at Utah State, including 3-6 (.500) from behind the three-point line ... Achieved career-high 23 points vs. California, scoring the team's final 12 points ... Was out with an injured ankle the week leading up to the season opener ... Averaged 10.3 ppg at the Maui Invitational but lacked usual explosiveness while recovering from injury ... Dished out career-high 5 assists vs. Chaminade.

NOTING HALL: A 6-foot-3 guard from San Bernardino, Calif., Hall is an MWC Player of the Year candidate as a senior ... He earned MWC Defensive Player of the Year honors and All-MWC Third Team last year ... He is BYU's top returning scorer with the departure of NBA lottery pick Rafael Araujo and four-year starter Mark Bigelow ... Hall joined BYU as a junior from Dixie State College, where he was a first-team NJCAA All-American and Scenic West Athletic Conference and NJCAA Region 18 Player of the Year ... Hall began his college career at Pepperdine University in 2000-2001, playing 18 games for Jan van Breda Kolf in his final season coaching the Waves ... Last year filled the position vacated by graduated All-MWC guard Travis Hansen, who was selected by the Atlanta Hawks in the 2003 NBA Draft ... An unselfish, team-oriented player, Hall is an aggressive, slashing offensive scorer, solid rebounder and strong defender ... Last year he had 20 double-figure scoring games, including nine of the last 11 outings ... BYU was 15-5 when he scores in double digits ... Against Syracuse in the NCAA Tournament he had 17 points on 6-of-9 shooting, including 3-of-3 treys, while equaling his season high of 4 assists ... Against the Orangemen he not only hit from long range but had two head-turning dunks, including an ally-oop from Luiz Lemes ... He led BYU with 21 points on 8-of-10 shooting vs. Utah ... His dunk over MWC Co-Player of the Year Nick Welch of Air Force was the ESPN Play of the Day ... He had 16 points vs. New Mexico while holding Danny Granger to 9 points and 3 rebounds (Granger came in averaging 21 and 9) ... He shot 50 percent or better in 17 games .. Scored career-high 22 points vs. Weber State on 8-of-12 shooting.

PERSONAL: Born August 1982 in San Bernardino, Calif. ... parents are Clarence and Sharon Hogue ... brother Marcus Hall ... three-year-old son named Elijah Michael ... said he chose BYU because of good coaches, perfect fit for his position, good school, great community and fan support ... said the most influential people in his sports career are his stepfather and mother ... recreation management major.

Mike Hall – 2004-05 Game-by-Game

Opponent	Date	GS	Min	TOTAL			3PTS			REBOUNDS			PF	FO	A	TO	Blk	Stl	Pts	Avg					
				FG	FGA	Pct	3FG	FGA	Pct	FT	FTA	Pct									Off	Def	Tot		
vs North Carolina	11-22-04	*	25	4	15	.267	2	8	.250	0	2	.000	1	3	4	4.0	4	0	0	4	1	10	10.0		
vs Stanford	11-23-04	*	33	2	8	.250	1	3	.333	2	2	1.000	2	4	6	5.0	3	0	2	1	0	1	7	8.5	
vs Chaminade	11-24-04	*	38	5	12	.417	2	5	.400	2	2	1.000	3	3	6	5.3	0	0	5	1	0	4	14	10.3	
CALIFORNIA	11/27/04	*	37	8	18	.444	3	7	.429	4	5	.800	3	1	4	5.0	1	0	2	0	0	3	23	13.5	
at Utah State	12/01/04	*	39	7	16	.438	3	6	.500	2	2	1.000	2	3	5	5.0	1	0	3	1	1	1	19	14.6	
at USC	12/04/04	*	33	5	13	.385	3	7	.429	0	1	.000	1	1	2	4.5	2	0	1	3	0	1	13	14.3	
BOISE STATE UNIVERSITY	12/08/04	*	38	7	12	.583	2	3	.667	5	6	.833	2	7	9	5.1	2	0	5	1	0	0	21	15.3	
vs Washington State University	12/11/04	*	36	1	10	.100	1	6	.167	0	0	.000	0	1	1	4.6	4	0	2	3	0	2	3	13.8	
UTAH STATE	12/18/04	*	22	1	4	.250	0	2	.000	2	2	1.000	1	3	4	4.6	0	0	1	3	0	0	4	12.7	
NORTH CAROLINA STATE	12/21/04	*	30	7	17	.412	1	5	.200	3	4	.750	0	4	4	4.5	3	0	3	0	0	3	18	13.2	
at Weber State	12-23-04	*	35	9	12	.750	5	7	.714	0	0	.000	1	1	2	4.3	2	0	4	3	0	2	23	14.1	
SOUTHERN UTAH UNIVERSITY	12/28/04	*	29	5	7	.714	1	3	.333	1	2	.500	2	2	4	4.3	1	0	3	2	0	0	12	13.9	
SANTA CLARA	12/31/04	*	37	3	7	.429	1	3	.333	3	3	1.000	0	1	1	4.0	4	0	2	3	1	2	10	13.6	
at Saint Mary's (CA)	01/04/05	*	35	5	10	.500	2	4	.500	0	0	.000	0	2	2	3.9	2	0	1	1	0	0	12	13.5	
SAN DIEGO STATE	01/08/05	*	36	3	12	.250	2	7	.286	8	8	1.000	3	3	6	4.0	1	0	1	4	0	0	16	13.7	
MONTANA STATE-BILLINGS	01/11/05	*	24	6	10	.600	0	2	.000	2	2	1.000	3	2	5	4.1	0	0	1	3	0	0	14	13.7	
Totals			16	527	78	183	.426	29	78	.372	34	41	.829	24	41	65	4.1	30	0	36	33	3	20	219	13.7
Games played: 16																									
Points/game: 13.7																									
FG Pct: 42.6																									
3FG Pct: 37.2																									
FT Pct: 82.9																									
Rebounds/game: 4.1																									
Assists/game: 2.3																									
Turnovers/game: 2.1																									
Assist/turnover ratio: 1.1																									
Steals/game: 1.3																									
Blocks/game: 0.2																									
Hall vs. Colorado State (2 games)	29.0	8	18	.444	2	7	.286	5	8	.625	4	6	10	5.0	4	0	1	3	0	5	23	11.5			

BYU CAREER HIGHS:

POINTS: 23 vs. California, at Weber St. (2005)
 FG MADE: 9 at Weber St. (2005)
 FG ATT: 18 vs. California (2005)
 FG%: .875 (7-8) vs. SUU (2004)
 3FG MADE: 5 at Weber St. (2005)
 3FG ATT: 8 vs. UNC (2005)
 3FG%: 1.000 (3-3) vs. Syracuse (2004)
 FT MADE: 10 vs. UNLV (2004)
 FT ATT: 10 vs. UNLV (2004)
 FT%: 1.000 (10-10) vs. UNLV (2004)
 REB: 9 vs. Boise State (2005)
 ASSISTS: 5 vs. Chaminade (2005), vs. Boise State (2005)
 STEALS: 5 vs. SDSU (2004)
 BLOCKS: 2 vs. WOU, vs. Wyoming (2004)
 MINUTES: 41 vs. SDSU (2004)

HALL PRIOR YEARS' STATS

YEAR	GP	GS	MIN	AVG	FG	FGA	PCT	3FG	FGA	PCT	FT	FTA	PCT	OFF	DEF	TOT	AVG	PF	FO	A	AVG	TO	BLK	STL	PTS	AVG
2003-04	30	28	953	31.8	131	265	.494	24	69	.348	98	134	.731	48	56	104	3.5	60	1	54	1.8	58	14	42	384	12.8





JARED JENSEN

6-9 • 250 • senior • forward/center
West Haven, Utah

JENSEN LATELY: Has made 32 of his last 46 field goal attempts (.696) and has made 23 straight free throws ... On the season he leads the team in both categories, shooting .596 from the floor and .885 from the line ... Tied for second on the team averaging 9.9 points per game ... BYU is 5-1 this year when he takes at least 8 shots in a game ... Led the team with 16 points against MSU-Billings and recorded 7 rebounds, giving him back-to-back-to-back season-high rebounding performances, also grabbing 7 rebounds vs. San Diego State and at Saint Mary's ... In the first 12 games of the season, he averaged 3.2 rebounds but over the last three games he is averaging 6.3 rebounds per game ... Scored career-high 23 points, going 7-of-9 from the floor and a career-best 9-for-9 (9 FTs also tied career-most) at the line, while tying a season-high 5 rebounds vs. Santa Clara ... Totaled 16 points at Weber State while setting new career marks in field goals made (8) and attempted (11) – also tying his career-high with 3 assists ... Scored 14 points vs. NC State playing a career-

high 35 minutes after scoring a combined 4 points in the previous two games ... Did not start against Utah State due to illness (food poisoning) but played 10 minutes going 2-2 from the floor ... Recorded 13 points, going 7-8 from the free throw line, while posting five rebounds against Boise State ... Scored 12 points in 34 minutes vs. Cal ... Averaged team-leading 11.7 points at the Maui Invitational ... Led all players at the Maui Invitational with a .864 shooting percentage, going 13-of-19 from the floor in three games.

NOTING JENSEN: Jensen is an all-conference candidate who will play a much larger role as a senior with the departure of NBA lottery pick Rafael Araujo ... Jensen has played power forward much of the past two years with Araujo in the lineup but Jensen now has the opportunity to return to his more natural position at center ... He made 58 starts over his first three seasons ... Jensen earned All-MWC honorable mention in 2002-03 and MWC Co-Freshman of the Year honors in 2001-02 when he finished first in the Mountain West Conference with a team-leading 59.1 field goal percentage (sixth single-season best percentage in school history) ... A talented offensive player in the low-post, he can receive almost any entry pass with exceptionally soft hands ... He came to the Cougars as the most prized high school recruit from the state of Utah, earning the 2001 Deseret News Mr. Basketball Award, scoring 25.8 points and pulling down 13 rebounds per game at Fremont High School ... A smart player with a total understanding of the BYU's defensive scheme, he also finishes well when given the opportunity, shooting 58 percent from the floor over his first three seasons ... Last year Jensen appeared in 27 of 30 games, with 8 starts, and averaged 3.8 points and 2.1 rebounds while shooting .536 from the floor and .724 from the line in 12.1 minutes per game ... After missing three games – all BYU losses – due to a back sprain he suffered against Wyoming in Provo, Jensen returned and BYU went on a nine-game winning streak to finish the regular season with a second-place MWC placement ... The depth and defense he provided in the post was not always evident on a stat sheet but was demonstrated as BYU went 10-1 in MWC games with Jensen suited up and 0-3 without him ... He went 14-17 (.824) from the line in MWC games ... He missed the first game of his career at Air Force after playing in 78 straight games for BYU ... In part due to injury, he saw more limited playing time as a junior, logging more than 20 minutes in a game only three times after averaging 20 minutes or better his first two years.

PERSONAL: Born March 1983 in Ogden, Utah ... parents are Arnold and Ruth Jensen ... married Shaylee P. Jensen in April 2004 in the Logan Temple ... started as a young child playing basketball with his parents ... recruited by Stanford, Utah, Weber State ... construction management major.

Jared Jensen – 2004-05 Game-by-Game

Opponent	Date	GS	Min	FG	FGA	Pct	3FG	FGA	Pct	FT	FTA	Pct	Off	Def	Tot	Avg	PF	FO	A	TO	Blk	Stl	Pts	Avg	
vs North Carolina	11-22-04	*	26	3	4	.750	0	0	.000	2	3	.667	0	3	3	3.0	4	0	1	1	0	1	8	8.0	
vs Stanford	11-23-04	*	24	4	7	.571	0	0	.000	3	5	.600	1	1	2	2.5	2	0	0	2	0	1	11	9.5	
vs Chamaineade	11-24-04	*	25	6	8	.750	0	0	.000	4	4	1.000	4	1	5	3.3	4	0	0	3	0	0	16	11.7	
CALIFORNIA	11/27/04	*	34	4	10	.400	0	0	.000	4	5	.800	2	0	2	3.0	4	0	2	0	0	1	12	11.8	
at Utah State	12/01/04	*	32	3	6	.500	0	0	.000	2	2	1.000	0	4	4	3.2	4	0	1	0	0	2	8	11.0	
at USC	12/04/04	*	16	1	3	.333	0	0	.000	1	1	1.000	2	3	5	3.5	0	0	3	0	0	3	9.7		
BOISE STATE UNIVERSITY	12/08/04	*	25	3	9	.333	0	0	.000	7	8	.875	2	3	5	3.7	1	0	1	0	0	2	13	10.1	
vs Washington State University	12/11/04	*	6	0	1	.000	0	0	.000	0	0	.000	0	0	0	3.3	0	0	0	1	0	1	0	8.9	
UTAH STATE	12/18/04	*	10	2	2	1.000	0	0	.000	0	1	.000	1	0	1	3.0	1	0	0	1	0	1	4	8.3	
NORTH CAROLINA STATE	12/21/04	*	35	4	6	.667	0	0	.000	6	6	1.000	1	2	3	3.0	3	0	0	3	0	0	14	8.9	
at Weber State	12-23-04	*	27	8	11	.727	0	0	.000	0	0	.000	2	3	5	3.2	4	0	3	0	0	0	16	9.5	
SOUTHERN UTAH UNIVERSITY	12/28/04	*	20	1	2	.500	0	0	.000	0	0	.000	0	3	3	3.2	3	0	0	2	0	0	2	8.9	
SANTA CLARA	12/31/04	*	34	7	9	.778	0	0	.000	9	9	1.000	3	2	5	3.3	4	0	1	3	0	0	23	10.0	
at Saint Mary's (CA)	01/04/05	*	25	1	3	.333	0	0	.000	0	0	.000	2	5	7	3.6	3	0	1	7	1	0	2	9.4	
SAN DIEGO STATE	01/08/05	*	31	3	4	.750	0	0	.000	4	4	1.000	4	3	7	3.8	1	0	0	1	0	1	10	9.5	
MONTANA STATE-BILLINGS	01/11/05	*	17	6	9	.667	0	0	.000	4	4	1.000	3	4	7	4.0	3	0	0	1	0	1	16	9.9	
Totals			15	367	56	94	.596	0	0	.000	46	52	.885	27	37	64	4.0	41	0	10	27	2	10	158	9.9

Games played: 16
Points/game: 9.9
FG Pct: 59.6
FT Pct: 88.5

Rebounds/game: 4.0
Assists/game: 0.6
Turnovers/game: 1.7
Assist/turnover ratio: 0.4
Steals/game: 0.6
Blocks/game: 0.1

Jensen vs. Colorado State (7 games)	211	11	25	.440	0	0	.000	23	25	.920	9	18	27	3.9	21	1	2	11	2	5	45	6.4
-------------------------------------	-----	----	----	------	---	---	------	----	----	------	---	----	----	-----	----	---	---	----	---	---	----	-----

CAREER HIGHS:

- POINTS: 23 vs. Santa Clara (2005)
- FG MADE: 8 at Weber State (2005)
- FG ATT: 11 at Weber State(2005)
- FG%: 1.000 (6-6) vs. Rice
- 3FG MADE: -
- 3FG ATT: -
- 3FG%: -
- FT MADE: 9 vs. SDSU, vs. Santa Clara(2005)
- FT ATT: 12 vs. SDSU
- FT %: 1.000 (9-9) vs. Santa Clara (2005)
- REB: 10 vs. CSU (2004), Creighton, CSUN (2002)
- ASSISTS: 3 at San Diego State, at Weber St (2005)
- STEALS: 2 (7 times) last vs. Boise State (2005)
- BLOCKS: 2 (four times)
- MINUTES: 35 vs. NC State (2005)

JENSEN PRIOR YEARS' STATS

YEAR	GP	GS	MIN	AVG	FG	FGA	PCT	3FG	FGA	PCT	FT	FTA	PCT	OFF	DEF	TOT	AVG	PF	FO	A	AVG	TO	BLK	STL	PTS	AVG
2001-02	30	25	599	20.0	88	149	.591	0	0	.000	82	97	.845	50	56	106	3.5	73	3	6	0.2	27	13	18	258	8.6
2002-03	32	25	693	21.7	81	141	.574	0	0	.000	77	96	.802	39	66	105	3.3	99	6	14	0.4	32	9	8	239	7.5
2003-04	27	8	328	12.1	30	56	.536	0	0	.000	42	58	.724	20	38	58	2.1	58	1	5	0.2	24	8	2	102	3.8
3-Year Totals	89	58	1620	18.2	199	346	.575	0	0	.000	201	251	.801	109	160	269	3.0	230	10	25	0.3	83	30	28	599	6.8





AUSTIN AINGE

6-2 • 180 • sophomore • point guard
Gilbert, Ariz.

AINGE LATELY: Started the last eight games ... Averaging 2.5 steals over the last six games while leading the team in that category ... Fourth on the team in scoring with 9.3 points per game ... Tied his career-high in assists with 8 against MSU-Billings along with contributing 10 points ... Logged career-most 38 minutes vs. SDSU with career-equaling 4 steals as well as 5 assists, 6 rebounds and 9 points ... Played 37 minutes vs. Santa Clara with 9 points, 7 rebounds, 7 assists and 2 steals ... His 7 rebounds was a career-high and his 7 assists was one shy of his career mark ... Made career-high 4 treys in 5 attempts vs. Southern Utah, scoring 14 points with 5 assists ... Played 34 minutes at Weber State with career-high 4 steals, along with 9 points, 4 rebounds and 3 assists ... In 32 minutes vs. NC State he dishing out a career-high 8 assists along with

9 points and 4 rebounds ... Got his second start of the year vs Utah State and scored a career-high 21 points on 6-of-9 shooting, including 3 treys, and 6-of-8 from the line ... Scored 16 points on 58 percent (7-12) shooting in 31 minutes against Washington State ... Came off the bench to dish out 5 assists while adding 14 points and 5 rebounds against Boise State ... Made his first start and scored 7 points on 2-2 shooting, including one three-pointer, at USC ... Scored 15 points at Utah State on Dec. 1 ... Played backup point minutes at the Maui Invitational, averaging 2.7 points and 1.0 assists ... Scored 6 points vs. North Carolina, going 2-of-3 from behind the extended three-point arc ... He played more minutes in each of the first three games this season than his game-high last year of 10 minutes.

NOTING AINGE: Ainge has had the misfortune of being injured just prior to the start of the season the past two years ... He redshirted in 2002-03 and saw mostly limited action last year after returning ... He is a smart player and leader and a good three-point shooter ... A point guard with an excellent understanding of the game, he is the son of former BYU All-American, NBA All-Star, and Phoenix Suns head coach Danny Ainge, who is currently the executive director of basketball operations for the Boston Celtics ... Last year he missed the first nine games with an injury before making his college debut, hitting his only shot to score two points and grabbing one rebound in two minutes vs. Idaho State at the Cable Car Classic ... He saw his first extended playing time vs. CSU in Provo, logging a season-best 10 minutes, including first-half action for the first time, while scoring a season-best 6 points on 2-of-3 shooting and adding a season-high 2 assists ... also played 10 minutes at Air Force ... Appeared in eight games overall, averaging 1.3 points, 0.4 rebounds and 0.8 assists in 4.5 minutes per outing.

PERSONAL: Born September 1981.... parents are Danny and Michelle Ainge has three brothers and two sisters ... first cousin Erik Ainge is a freshman quarterback at Tennessee ... served mission for the Church of Jesus Christ of Latter-day Saints to the Dominican Republic ... married Crystal Bluth of Gilbert, Ariz., on April 26, 2003 ... international relations major.

Austin Ainge – 2004-05 Game-by-Game

Opponent	Date	GS	Min	TOTAL			3PTS			REBOUNDS			Avg	PF	FO	A	TO	Blk	Stl	Pts	Avg			
				FG	FGA	Pct	3FG	FGA	Pct	FT	FTA	Pct										Off	Def	Tot
vs North Carolina	11/22/04	18	2	3	.667	2	3	.667	0	0	.000	0	1	1	1.0	1	0	1	4	0	1	6	6.0	
vs Stanford	11/23/04	12	0	1	.000	0	1	.000	0	0	.000	0	0	0	0.5	1	0	0	4	0	0	0	3.0	
vs Chamaineade	11/24/04	14	1	3	.333	0	1	.000	0	0	.000	0	4	4	1.7	3	0	2	3	0	0	2	2.7	
CALIFORNIA	11/27/04	9	0	2	.000	0	1	.000	2	2	1.000	0	1	1	1.5	0	0	1	0	0	0	2	2.5	
at Utah State	12/01/04	30	6	13	.462	3	9	.333	0	0	.000	0	2	2	1.6	1	0	3	4	0	2	15	5.0	
at USC	12/04/04	*	12	2	2	1.000	1	1	1.000	2	2	1.000	0	0	1.3	1	0	2	5	0	1	7	5.3	
BOISE STATE UNIVERSITY	12/08/04	25	4	8	.500	2	4	.500	4	6	.667	0	5	5	1.9	3	0	5	3	0	1	14	6.6	
vs Washington State University	12/11/04	31	7	12	.583	2	6	.333	0	0	.000	2	2	1.9	1	0	4	1	0	0	16	7.8		
UTAH STATE	12/18/04	*	30	6	9	.667	3	5	.600	6	8	.750	0	2	1.9	0	0	3	4	0	1	21	9.2	
NORTH CAROLINA STATE	12/21/04	*	32	3	10	.300	1	3	.333	2	2	1.000	0	4	4	2.1	4	0	8	6	0	1	9	9.2
at Weber State	12/23/04	*	34	4	9	.444	1	3	.333	0	0	.000	1	3	4	2.3	2	0	3	1	0	4	9	9.2
SOUTHERN UTAH UNIVERSITY	12/28/04	*	31	5	9	.556	4	5	.800	0	0	.000	3	3	2.3	1	0	5	2	0	3	14	9.6	
SANTA CLARA	12/31/04	*	37	2	8	.250	1	5	.200	4	4	1.000	0	7	7	2.7	1	0	7	5	0	2	9	9.5
at Saint Mary's (CA)	01/04/05	*	19	3	7	.429	0	2	.000	0	0	.000	1	1	2.6	4	0	2	6	0	2	6	9.3	
SAN DIEGO STATE	01/08/05	*	38	4	11	.364	0	3	.000	1	3	.333	1	5	6	2.8	1	0	5	5	0	4	9	9.3
MONTANA STATE-BILLINGS	01/11/05	*	23	3	5	.600	2	3	.667	2	2	1.000	0	2	2	2.8	3	0	8	2	0	10	9.3	
Totals		9	395	52	112	.464	22	55	.400	23	29	.793	2	42	44	2.8	27	0	58	56	0	22	149	9.3
Games played: 16																								
Points/game: 9.3																								
FG Pct: 46.4																								
3FG Pct: 40.0																								
FT Pct: 79.3																								
Rebounds/game: 2.8																								
Assists/game: 3.6																								
Turnovers/game: 3.5																								
Assist/turnover ratio: 1.0																								
Steals/game: 1.4																								
Ainge vs. Colorado State (1 game)	10	2	3	.667	1	2	.500	1	2	.500	0	0	0	0	0.3	2	0	2	1	0	0	6	2.0	


CAREER HIGHS:

- POINTS: 21 vs. Utah State (2005)
- FG MADE: 7 vs. Washington State (2005)
- FG AT: 13 at Utah State (2005)
- FG%: .667 (6-9) vs. Utah State (2005)
- 3FG MADE: 4 vs. Southern Utah (2005)
- 3FG AT: 9 at Utah State (2005)
- 3FG%: 800 (4-5) vs. SJU (2005)
- FT MADE: 6 vs. Utah State (2005)
- FT AT: 8 vs. Utah State (2005)
- FT%: 1.000 (4-4) vs. Santa Clara (2005)
- REB: 7 vs. Santa Clara (2005)
- ASSTS: 8 vs. MSU-Billings, vs. NC State (2005)
- STEALS: 4 at Weber State, vs. SDSU (2005)
- BLOCKS: 1 vs. New Mexico (2004)
- MIN: 38 vs. SDSU (2005)

AINGE PRIOR YEARS' STATS

YEAR	GP	GS	MIN	AVG	FG	FGA	PCT	3FG	FGA	PCT	FT	FTA	PCT	OFF	DEF	TOT	AVG	PF	FO	A	AVG	TO	BLK	STL	PTS	AVG
2003-04	8	0	36	4.5	4	8	.500	1	4	.250	1	2	.500	0	3	3	0.4	6	0	6	0.8	6	1	0	10	1.3





DEREK DAWES

6-11 • 275 • sophomore • center
Salt Lake City, Utah

DAWES LATELY: Third on the team with 5.1 rebounds per game ... Limited by shoulder injury, did not play against MSU-Billings and logged only 8 minutes vs. SDSU with 3 rebounds ... Made fourth start at Saint Mary's, logging career-most 34 minutes ... He set personal bests of 4-for-6 shooting and tied his career-high 10 rebounds, while adding 9 points vs. the Gaels ... He fouled out vs. Santa Clara, playing 18 minutes with 5 points and 5 rebounds ... Was one rebound shy of a double-double against Southern Utah tying career-high 10 points with nine rebounds in 18 minutes, while adding 2 blocks and 1 steal ... Took a career-most 11 FT attempts vs. SUU ... Made his second start of the season at Weber State, scoring 7 points while attempting a career-most 8 shots ... Scored 5 points with 3 rebounds in 18 minutes vs. NC State ... Despite having to play with a broken thumb, he made his first start of the season vs. Utah State with regular starter Jared Jensen ill with food poisoning (Dawes had 4 rebounds in 14 minutes) ... Played 25 minutes against Washington State, contributing 6 points and 7 rebounds ... Tied his season-high with 10 points, including a career-best 6-7 (.857) from the free-throw line, in 20 minutes at USC ... Had 4 points, career-best 3 blocks and 8 rebounds in 19 minutes vs California ... Seeing the first playing time since his freshman year in 2000-01, he achieved career-high totals of 10 points (vs. Chaminade) and 10 rebounds (vs. Stanford) during the Maui Invitational, averaging 5.0 ppg, 5.3 rpg during the three games coming off the bench.

NOTING DAWES: Dawes was a redshirt in 2003-04 after returning from a two-year LDS Church mission in August ... One of the most sought-after centers in the West out of Cottonwood High School (Salt Lake City), where he averaged 19 points, 14 rebounds and 8 blocked shots per game his senior year ... He appeared in 23 of 33 games, with one start, as a freshman on BYU's 24-9 2001 MWC Championship team before leaving to serve a two-year mission ... He redshirted last year ... He is an active player who runs the floor well, is a good free-throw shooter and has range to the three-point arc ... He has good shot blocking ability ... He averaged 1.1 points and 2.0 rebounds in 6.7 minutes per game as a freshman ... shared team-high honors with a season-best 7 rebounds in season-opening win over Elon College, also adding a season-high 6 points on 3-5 shooting in 12 minutes ... Grabbed a rebound in 20 of 23 appearances despite some limited minutes.

PERSONAL: Born October 1981 in Salt Lake City ... parents are Larry and Susan Dawes ... has two younger siblings, Cassidy 21 and Kelsey 16 ... is an Eagle scout ... graduated from Cottonwood High School ... served two-year mission for the Church of Jesus Christ of Latter-day Saints in New Hampshire ... recruited by Ohio State, Arizona State, Florida and San Diego State ... pre-communications major:

Derek Dawes – 2004-05 Game-by-Game

Opponent	Date	GS	Min	TOTAL			3PTS			REBOUNDS											Avg			
				FG	FGA	Pct	3FG	FGA	Pct	FT	FTA	Pct	Off	Def	Tot	Avg	PF	FO	A	TO		Blk	Stl	Pts
vs North Carolina	11/22/04	3	0	0	.000	0	0	.000	1	2	.500	0	0	0	0.0	0	0	1	0	0	1	0	1	10
vs Stanford	11/23/04	16	2	4	.500	0	0	.000	0	0	.000	3	7	10	5.0	4	0	0	1	0	0	4	2.5	
vs Chaminade	11/24/04	19	4	7	.571	0	0	.000	2	2	1.000	0	6	6	5.3	1	0	1	2	1	1	10	5.0	
CALIFORNIA	11/27/04	19	2	7	.286	0	0	.000	0	0	.000	4	4	8	6.0	1	0	0	2	3	0	4	4.8	
at Utah State	12/01/04	10	0	0	.000	0	0	.000	0	2	.000	1	1	2	5.2	1	0	0	0	0	0	0	3.8	
at USC	12/04/04	20	2	4	.500	0	0	.000	6	7	.857	3	2	5	5.2	2	0	0	1	1	1	10	4.8	
BOISE STATE UNIVERSITY	12/08/04	14	1	3	.333	0	0	.000	0	1	.000	0	3	3	4.9	2	0	0	2	1	0	2	4.4	
vs Washington State University	12/11/04	25	1	1	1.000	0	0	.000	4	7	.571	3	4	7	5.1	1	0	1	1	2	0	6	4.6	
UTAH STATE	12/18/04	*	14	0	2	.000	0	0	.000	0	0	.000	0	4	4	5.0	3	0	0	2	1	0	4.1	
NORTH CAROLINA STATE	12/21/04	18	2	3	.667	0	0	.000	1	1	1.000	0	3	3	4.8	1	0	0	1	0	0	5	4.2	
at Weber State	12/23/04	*	23	3	8	.375	0	0	.000	1	1	1.000	0	2	2	4.5	3	0	1	0	1	0	7	4.5
SOUTHERN UTAH UNIVERSITY	12/28/04	18	2	6	.333	0	0	.000	6	11	.545	3	6	9	4.9	0	0	1	2	2	1	10	4.9	
SANTA CLARA	12/31/04	*	18	1	1	1.000	0	0	.000	3	3	1.000	0	5	5	4.9	5	1	1	1	0	5	4.9	
at Saint Mary's (CA)	01/04/05	*	34	4	6	.667	0	0	.000	1	1	1.000	3	7	10	5.3	2	0	0	3	0	9	5.2	
SAN DIEGO STATE	01/08/05	8	0	2	.000	0	0	.000	0	0	.000	2	1	3	5.1	2	0	0	0	0	0	0	4.9	
MONTANA STATE-BILLINGS	01/11/05	DNP - Injury																						
Totals		4	259	24	54	.444	0	0	.000	25	38	.658	22	55	77	5.1	28	1	5	19	13	2	73	4.9
Games played:	15																							
Points/game:	4.9																							
FG Pct:	44.4																							
FT Pct:	65.8																							
Rebounds/game:	5.1																							
Assists/game:	0.3																							
Turnovers/game:	1.3																							
Assist/turnover ratio:	0.3																							
Steals/game:	0.1																							
Blocks/game:	0.9																							
Dawes vs. Colorado State (1 game)		13.0	0	0	.000	0	0	.000	0	0	.000	3	0	3	3.0	1	0	0	1	0	0	0	0.0	


CAREER HIGHS:

POINTS: 10 vs. Chaminade, at USC, vs. Southern Utah (2005)
 FG MADE: 4 vs. Chaminade, at Saint Mary's (2005)
 FG ATT: 8 at Weber State (2005)
 FG %: .667 (4/6) at Saint Mary's (2005)
 3FG Made:
 3FG ATT: -
 3FG %: -
 FT MADE: 6 at USC, vs. Southern Utah (2005)
 FT ATT: 11 vs. SUU (2005)
 FT %: .857 (6/7) at USC (2005)
 REB: 10 vs. Stanford, at Saint Mary's (2005)
 ASSISTS: 2 vs Wyoming (02/15/01)
 STEALS: 1 vs San Diego St. (2001), vs. Chaminade, vs. SUU (2005)
 BLOCKS: 3 vs. Cal (2005)
 MINUTES: 34 at Saint Mary's (2005)

DAWES PRIOR YEARS' STATS

YEAR	GP	GS	MIN	AVG	FG	FGA	PCT	3FG	FGA	PCT	FT	FTA	PCT	OFF	DEF	TOT	AVG	PF	FO	A	AVG	TO	BLK	STL	PTS	AVG
2000-01	23	1	155	6.7	8	22	.364	0	0	.000	10	15	.667	19	27	46	2.0	25	0	2	0.1	9	8	1	26	1.1





KEENA YOUNG
 6-6 • 205 • sophomore • forward/guard
 Beaumont, Texas

YOUNG LATELY: Leads the Cougars with 5.7 rebounds per game ... Tied his career-highs in steals and blocks with 2 apiece while contributing 10 points against MSU-Billings ... Played a season-low 4 minutes vs. SDSU ... Started the prior five games and has nine starts ... Tied career-highs of 14 points and 2 blocks at Weber State while setting new personal bests of .714 FG percentage (5-7), 4 assists and 35 minutes played ... Started and tied career-high of 10 rebounds vs. North Carolina State to equal his 10 boards vs. North Carolina... also dished out 3 assists vs. NC State ... Had 8 points and a team-leading 7 rebounds in 17 minutes vs. Utah State ... Came off the bench against Boise State to record 11 points on a career-high 66.7 percent shooting (4-6) while adding 8 rebounds ... Started and led the team in rebounds with 9 against Utah State while posting a career-high two blocks ... Had 5 points, 6 rebounds and 2 assists in second start at power forward in place of injured Garner Meads vs. California ... Impressed in his Cougar debut at the Maui

Invitational, averaging 9.7 points and 6.7 rebounds in 22.7 minutes of play over three games ... Came off the bench vs. North Carolina (9 points, 10 rebounds in 23 minutes) and Stanford (6 points, 4 rebounds in 12 minutes) before starting in place of injured Garner Meads vs. Chaminade (14 points, 6 rebounds in 33 minutes).

NOTING YOUNG: Young is a 6-foot-6 swingman who transferred from South Plains College in Levelland, Texas, after signing with BYU in the spring ... Young averaged 9.9 points, 7.2 rebounds and 2.1 assists as a freshman at South Plains College in 2003-04 as an honorable mention all-league selection ... He has a good mid-range offensive game and is a strong rebounder ... With his size and ability as a defender and rebounder he will contribute on the wing and could play at the four as well ... As a sophomore, Young has four seasons to play three for the Cougars.

PERSONAL: Born April 1985 in Beaumont, Texas ... son of Cleveland and Lavella Young ... has one brother, Torri ... Enjoys Playstation ... signed out of high school with the University of Memphis along with classmate Kendrick Perkins but decided to attend South Plains College after Perkins chose to enter the 2003 NBA draft ... Prior to signing with BYU he had verbally committed to Texas Tech ... pre-Law major.

Keena Young – 2004-05 Game-by-Game


Opponent	Date	GS	Min	TOTAL			3PTS			REBOUNDS			Avg	PF	FO	A	TO	Blk	Stl	Pts	Avg				
				FG	FGA	Pct	3FG	FGA	Pct	FT	FTA	Pct										Off	Def	Tot	
vs North Carolina	11-22-04		23	3	8	.375	0	2	.000	3	5	.600	5	5	10	10.0	1	0	0	0	1	0	9	9.0	
vs Stanford	11-23-04		12	2	4	.500	0	0	.000	2	3	.667	1	3	4	7.0	0	0	0	1	0	0	6	7.5	
vs Chaminade	11-24-04	*	33	7	12	.583	0	0	.000	0	0	.000	3	3	6	6.7	2	0	0	0	0	2	14	9.7	
CALIFORNIA	11/27/04	*	21	2	7	.286	0	0	.000	2	2	1.000	5	1	6	6.5	3	0	2	0	1	0	6	8.8	
at Utah State	12/01/04	*	32	2	7	.286	0	1	.000	0	0	.000	4	5	9	7.0	4	0	2	2	2	2	4	7.8	
at USC	12/04/04	*	19	0	0	.000	0	0	.000	0	0	.000	0	4	4	6.5	0	0	0	2	0	0	0	6.5	
BOISE STATE UNIVERSITY	12/08/04		20	4	6	.667	0	0	.000	3	4	.750	3	5	8	6.7	2	0	0	2	1	1	11	7.1	
vs Washington State University	12/11/04		15	1	3	.333	0	0	.000	0	0	.000	0	3	3	6.3	0	0	0	1	0	2	6.5		
UTAH STATE	12/18/04		17	4	9	.444	0	0	.000	0	1	.000	5	2	7	6.3	4	0	0	1	1	0	8	6.7	
NORTH CAROLINA STATE	12/21/04	*	28	1	5	.200	0	0	.000	0	0	.000	3	7	10	6.7	0	0	3	0	0	1	2	6.2	
at Weber State	12-23-04	*	35	5	7	.714	0	0	.000	4	4	1.000	3	3	6	6.6	3	0	4	0	2	0	14	6.9	
SOUTHERN UTAH UNIVERSITY	12/28/04	*	21	3	7	.429	0	0	.000	0	0	.000	2	2	4	6.4	2	0	1	0	1	0	6	6.8	
SANTA CLARA	12/31/04	*	14	0	0	.000	0	0	.000	2	2	1.000	0	3	3	6.2	1	0	0	1	0	0	2	6.5	
at Saint Mary's (CA)	01/04/05	*	24	3	5	.600	0	0	.000	0	0	.000	2	2	4	6.0	2	0	1	1	1	1	6	6.4	
SAN DIEGO STATE	01/08/05		4	0	0	.000	0	0	.000	0	0	.000	0	1	1	5.7	0	0	0	0	0	0	0	6.0	
MONTANA STATE-BILLINGS	01/11/05		20	3	6	.500	0	0	.000	4	8	.500	2	4	6	5.7	1	0	0	1	2	2	10	6.3	
Totals			9	338	40	86	.465	0	3	.000	20	29	.690	38	53	91	5.7	25	0	13	11	13	9	100	6.3

Games played: 16
 Points/game: 6.3
 FG Pct: 46.5
 3FG Pct: 0.0
 FT Pct: 69.0

Rebounds/game: 5.7
 Assists/game: 0.8
 Turnovers/game: 0.7
 Assist/turnover ratio: 1.2
 Steals/game: 0.6
 Blocks/game: 0.8

CAREER HIGHS:

POINTS: 14 vs. Chaminade, at Weber St. (2005)
FG MADE: 7 vs. Chaminade (2005)
FG ATT: 12 vs. Chaminade (2005)
FG %: .714 (5-7) at Weber State (2005)
3FG MADE: -
3FG ATT: 2 vs. North Carolina (2005)
3FG %: .000 (0-2) vs. N. Carolina (2005)
FT MADE: 4 at Weber St. (2005)
FT ATT: 8 vs. MSU-Billings (2005)
FT %: 1.000 (4-4) at Weber St. (2005)
REB: 10 vs. North Carolina, vs. NC State (2005)
ASSISTS: 4 at Weber State (2005)
STEALS: 2 vs. MSU-Billings, vs. Chaminade, at Utah State (2005)
BLOCKS: 2 vs. MSU-Billings, at Utah State, at Weber St. (2005)
MINUTES: 35 at Weber St. (2005)



GARNER MEADS

6-8 • 225 • sophomore • forward
Salt Lake City, Utah

MEADS LATELY: Averages 5.6 rebounds, second on the team ... In his first start since Dec. 18, Meads recorded a career-high 11 rebounds against MSU-Billings ... Scored 5 points and grabbed 6 rebounds in 12 minutes vs. SDSU after missing the prior three games with a foot injury ... He missed two games earlier with an injured ankle ... After returning from the injured ankle, he had scored more than 4 points in a game only once (10 points at USC) in six outings before scoring 10 points at Weber State in his last action prior to his recent foot injury ... shared team-high honors with 6 rebounds at Weber State ... Had 10 rebounds and two assists against Washington State ... also dished out a career-high two assists against Boise State, adding four points and three rebounds in 14 minutes ... Recorded a season-high 10 points with eight rebounds at USC ... Returned from injury at

Utah State on Dec. 1, posting two blocked shots in 18 minutes ... Started the first two games but had to sit out the next two games after injuring his ankle against Stanford ... Averaged 5.5 points and team-best 7.0 rebounds over first two games.

NOTING MEADS: Meads started 18 games, including 16 of the last 17 games, as a redshirt freshman in 2003-04 and showed promise of his abilities despite playing with injuries throughout much the year ... A heavily recruited McDonald's High School All-American, Meads entered his first year with BYU in 2000-01 after selecting the Cougars over Stanford and Utah, but suffered a punctured-lung injury the first week of practice and ended up deciding to redshirt ... He left to serve a two-year LDS Church mission at the semester, splitting his redshirt season between the fall of 2000 and the winter of 2003 ... He is an outstanding student-athlete who will be looked to as a leader on and off the floor ... He can bang inside but also has a nice mid-range game and should be a key player for the Cougars as a sophomore ... Overall last year, he appeared in 29 of 30 games, averaging 4.2 points and 2.9 rebounds while shooting .540 from the floor and .644 from the line in 16 minutes per game ... He shot 59 percent in league games, which would have rated second among MWC players but he hadn't taken the minimum three shots per game ... He had four double-figure scoring games and one double-digit rebounding outing ... He played a career-best 34 minutes vs. SDSU, scoring a personal-best 19 points on 7-of-11 shooting, including an aggressive one-handed slam through traffic in transition, and added 8 rebounds. ... He recorded a double-double with 13 points and a season-best 10 rebounds vs. Wyoming in Provo, going 6-for-9 from the floor in 26 minutes ... He played well in BYU's upset over nationally ranked and eventual Final Four participant Oklahoma State with 7 rebounds, including a key offensive rebound, and 6 points while playing 26 minutes.

PERSONAL: Born September 1981 in Salt Lake City ... parents are Garner and LeeAnn Meads ... has three sisters and two brothers ... enjoys playing the piano, cars, Sony PlayStation, swimming, water skiing and snow skiing ... was the student body historian at Brighton High his senior year and class vice president as a sophomore ... exercise science major with a business minor.

Garner Meads – 2004-05 Game-by-Game

Opponent	Date	GS	Min	TOTAL			3PTS			REBOUNDS			PF	FO	A	TO	Blk	Stl	Pts	Avg					
				FG	FGA	Pct	3FG	FGA	Pct	FT	FTA	Pct									Off	Def	Tot	Avg	
vs North Carolina	11/22/04	*	22	1	6	.167	0	0	.000	0	0	.000	3	6	9	3	0	1	4	1	2	2	2.0		
vs Stanford	11/23/04	*	22	3	7	.429	0	0	.000	3	3	1.000	2	3	5	7	0	0	3	1	0	9	5.5		
vs Chaminade	11/24/04																								
CALIFORNIA	11/27/04																								
at Utah State	12/01/04	*	18	0	2	.000	0	0	.000	0	0	.000	1	1	2	5.3	3	0	0	3	2	0	0	3.7	
at USC	12/04/04	*	24	4	6	.667	0	0	.000	2	6	.333	5	3	8	6.0	3	0	1	1	0	1	10	5.3	
BOISE STATE UNIVERSITY	12/08/04	*	14	1	1	1.000	0	0	.000	2	2	1.000	0	3	3	5.4	4	0	2	1	0	0	4	5.0	
vs Washington State University	12/11/04	*	28	0	2	.000	0	0	.000	2	2	1.000	1	9	10	6.2	2	0	2	2	0	0	2	4.5	
UTAH STATE	12/18/04	*	23	2	5	.400	0	0	.000	0	0	.000	0	1	1	5.4	5	1	1	0	1	1	4	4.4	
NORTH CAROLINA STATE	12/21/04		15	1	3	.333	0	0	.000	2	2	1.000	1	0	1	4.9	2	0	0	0	0	1	4	4.4	
at Weber State	12/23/04		27	3	6	.500	0	1	.000	4	4	1.000	0	6	6	5.0	3	0	0	2	0	0	10	5.0	
SOUTHERN UTAH UNIVERSITY	12/26/04																								
SANTA CLARA	12/31/04																								
at Saint Mary's (CA)	01/04/05																								
SAN DIEGO STATE	01/08/05		12	2	3	.667	0	0	.000	1	2	.500	2	4	6	5.1	2	0	0	2	0	0	5	5.0	
MONTANA STATE-BILLINGS	01/11/05	*	21	3	7	.429	0	0	.000	1	2	.500	4	7	11	5.6	1	0	1	1	0	0	7	5.2	
Totals			8	226	20	48	.417	0	1	.000	17	23	.739	19	43	62	5.6	32	1	8	19	5	5	57	5.2
Games played:	11																								
Points/game:	5.2																								
FG Pct:	41.7																								
3FG Pct:	0.0																								
FT Pct:	73.9																								
Rebounds/game:	5.6																								
Assists/game:	0.7																								
Turnovers/game:	1.7																								
Assist/turnover ratio:	0.4																								
Steals/game:	0.5																								
Blocks/game:	0.5																								
Meads vs. Colorado State (2 games)	18.0	4	7	.571	0	0	.000	1	2	.500	4	5	9	4.5	8	1	0	1	1	1	1	9	4.5		

CAREER HIGHS:

POINTS: 19 vs. SDSU (2004)
 FG MADE: 7 vs. SDSU (2004)
 FG ATT: 11 vs. SDSU (2004)
 FG%: .667 (6-9) vs. Wyoming (2004), at USC (2005)
 3FG MADE: -
 3FG ATT: 1 at Utah (2004), at Weber St. (2005)
 3FG%: .000 (0-1) at Utah (2004)
 FT MADE: 5 vs. Weber St., vs. SDSU (2004)
 FT ATT: 6 vs. Weber St. (2004), at USC (2005)
 FT %: 1.000 (5-5) vs. SDSU (2004)
 REB: 11 vs. MSU-Billings (2005)
 ASSISTS: 2 vs. Washington State, vs. Boise State (2005)
 STEALS: 2 at Wyoming, vs. Utah (2004), vs. UNC (2005)
 BLOCKS: 2 vs. Utah in Provo, vs. Utah at MWC (2004), at Utah State (2005)
 MINUTES: 34 vs. SDSU (2004)

MEADS PRIOR YEARS' STATS

YEAR	GP	GS	MIN	AVG	FG	FGA	PCT	3FG	FGA	PCT	FT	FTA	PCT	OFF	DEF	TOT	AVG	PF	FO	A	AVG	TO	BLK	STL	PTS	AVG
2003-04	29	18	465	16.0	47	87	.540	0	1	.000	29	45	.644	35	48	83	2.9	73	2	9	0.3	28	12	11	123	4.2





MIKE ROSE

6-2 • 185 • sophomore • guard
Houston, Texas

ROSE LATELY: Tied for second on the team in scoring at 9.9 ppg ... 39 of his 53 successful field goals this year have been from behind the three-point arc ... Leads the team in three-point percentage with a .448 mark ... Started against MSU-Billings, contributing 14 points on 4-7 shooting from three-point range and recording his first block of the season ... Made fifth start and played career-most 36 minutes vs. SDSU, grabbing career-best 6 rebounds but went 3-10 from the floor and 1-7 on threes ... Had 6 points and 3 rebounds at Saint Mary's ... Equaled career-high 26 points on 7-of-10 shooting, including 4 treys, to lead BYU over Santa Clara while adding 5 assists ... also had career marks of 8 FTs, 11 FTAs and 33 minutes ... Made his fourth start vs. SUU, scoring 14 points while hitting four treys ... Did not take a shot for the first time this season in 9 minutes off the bench at Weber State ... Scored 9 points on 3 treys in 20 minutes vs. NC State ... Scored

in double figures in the prior four games while averaging 15.3 ppg in those games ... Scored 14 points vs. Utah State in 31 minutes ... Recorded 15 points and a career-high three steals against Washington State ... Connected on 6-of-9 three-pointers against Boise State en route to 19 points ... Came off the bench for 13 points on four three-pointers and one free throw at USC ... starting all three games at the Maui Invitational at shooting guard ... Scored 8 points vs. Stanford, with his 25 minutes vs. Stanford topping his high of 23 minutes played in a game last year as a freshman.

NOTING ROSE: Rose is an excellent shooter out of Spring Woods High School in Houston who led the Mountain West Conference in three-point percentage (.459) as a freshman in 2003-04 ... He set the BYU record with eight treys in his first college game ... His 28 treys last year, despite mostly limited playing time, is the most by a returning player ... He is BYU's third-leading scorer returning from last season ... A strong scoring threat, he has range well beyond the three-point arc ... He utilizes a 37-inch vertical to shoot over taller defenders with a quick release at top of his leap and can dunk off either foot ... Last year he appeared in 26 of 30 games, averaging 3.9 points and 0.7 rebounds in 7.9 minutes per game while shooting 42 percent overall from the floor ... 28 of his 34 field goals were treys ... He totaled a game- and season-high 26 points, while also dishing out a season-best 6 assists, against Southern Utah ... He was a perfect 4-for-4 from the floor, including 3-of-3 on treys for 11 points in nine minutes vs. USC ... He scored 10 points, all in his 11 first-half minutes when he made 3-of-4 treys, and played 22 minutes vs. CSU ... He scored 9 points on 3-of-4 shooting from long range vs. New Mexico in 12 minutes ... He could play a much larger role for the Cougars in 2004-05.

PERSONAL: Rose was born October 1984 ... parents are Gordon and Sharon ... has two brothers, Greg (22) and Jordan (17) ... ranked sixth in his class of 365 seniors ... was recruited by Houston, St. Louis, Utah State, Colorado State, Texas Christian, Texas A&M, Tennessee and Illinois ... is the nephew of BYU Associate Head Coach Dave Rose ... open major.

Mike Rose – 2004-05 Game-by-Game

Opponent	Date	GS	Min	TOTAL			3-PTS			REBOUNDS			PF	FO	A	TO	Blk	Stl	Pts	Avg					
				FG	FGA	Pct	3FG	3FGA	Pct	FT	FTA	Pct									Off	Def	Tot	Avg	
vs North Carolina	11-22-04	*	15	2	7	.286	1	5	.200	0	0	.000	0	1	1	10	0	0	0	5	5.0				
vs Stanford	11-23-04	*	25	2	5	.400	2	5	.400	2	4	.500	0	2	2	15	0	0	0	8	6.5				
vs Chamaine	11-24-04	*	14	2	5	.400	1	3	.333	0	0	.000	0	0	0	10	0	0	3	1	0	5	6.0		
CALIFORNIA	11-27-04		17	0	4	.000	0	4	.000	1	2	.500	0	3	3	15	3	0	1	0	1	1	4.8		
at Utah State	12-01-04		4	1	3	.333	1	2	.500	0	0	.000	0	0	0	12	2	0	0	0	0	3	4.4		
at USC	12-04-04		16	4	7	.571	4	6	.667	1	2	.500	0	3	3	15	4	0	1	0	0	13	5.8		
BOISE STATE UNIVERSITY	12-08-04		23	6	9	.667	6	9	.667	1	2	.500	0	3	3	17	1	0	1	3	0	19	7.7		
vs Washington State University	12-11-04		25	6	13	.462	3	9	.333	0	0	.000	0	2	2	18	3	0	1	2	0	3	15	8.6	
UTAH STATE	12-18-04		31	5	15	.333	3	8	.375	1	2	.500	1	0	1	17	0	0	1	0	2	14	9.2		
NORTH CAROLINA STATE	12-21-04		20	3	7	.429	3	5	.600	0	0	.000	0	1	1	16	3	0	1	1	0	0	9	9.2	
at Weber State	12-23-04		9	0	0	.000	0	0	.000	0	0	.000	0	0	0	15	0	0	0	0	0	0	0	8.4	
SOUTHERN UTAH UNIVERSITY	12-28-04	*	25	5	9	.556	4	7	.571	0	0	.000	0	1	1	14	0	0	1	1	0	14	8.8		
SANTA CLARA	12-31-04		33	7	10	.700	4	7	.571	8	11	.727	0	3	3	15	0	0	5	0	0	0	26	10.2	
at Saint Mary's (CA)	01-04-05		16	2	5	.400	2	3	.667	0	0	.000	0	3	16	1	0	2	3	0	0	6	9.9		
SAN DIEGO STATE	01-08-05	*	36	3	10	.300	1	7	.143	0	0	.000	0	6	6	19	3	0	2	1	0	0	7	9.7	
MONTANA STATE-BILLINGS	01-11-05	*	22	5	10	.500	4	7	.571	0	0	.000	0	2	2	19	1	0	3	0	1	1	14	9.9	
Totals			6	331	53	119	.445	39	87	.448	14	23	.609	1	30	31	19	21	0	20	18	1	7	159	9.9
Games played: 16																									
Points/game: 9.9																									
FG Pct: 44.5																									
3FG Pct: 44.8																									
FT Pct: 60.9																									
Rebounds/game: 1.9																									
Assists/game: 1.3																									
Turnovers/game: 1.1																									
Assist/turnover ratio: 1.1																									
Steals/game: 0.4																									
Blocks/game: 0.1																									
Rose vs. Colorado State (2 games)																									

CAREER HIGHS:

- POINTS: 26 vs. SUU (2004).
vs. Santa Clara (2005)
- FG MADE: 9 vs. SUU (2004)
- FG ATT: 16 vs. SUU (2004)
- FG%: 1.000 (4-4) vs. USC (2004)
- 3FG MADE: 8 vs. SUU (2004)
- 3FG ATT: 13 vs. SUU (2004)
- 3FG%: 1.000 (3-3) vs. USC (2004)
- FT MADE: 8 vs. Santa Clara (2005)
- FT ATT: 11 vs. Santa Clara (2005)
- FT%: 1.000 (3-3) at AFA (2004)
- REB: 6 vs. SDSU (2005)
- ASSISTS: 6 vs. SUU (2004)
- STEALS: 3 vs. Washington State (2005)
- BLOCKS: 1 vs. MSU-Billings (2005), vs. WOU (2004)
- MINUTES: 36 vs. SDSU (2005)

ROSE PRIOR YEARS' STATS

YEAR	GP	GS	MIN	AVG	FG	FGA	PCT	3FG	3FGA	PCT	FT	FTA	PCT	OFF	DEF	TOT	AVG	PF	FO	A	AVG	TO	BLK	STL	PTS	AVG
2003-04	26	0	206	7.9	34	81	.420	28	61	.459	6	12	.500	4	15	19	0.7	12	0	9	0.3	13	1	4	102	3.9





JIMMY BALDERSON
 6-6 • 200 • sophomore • guard
 Magrath, Alberta, Canada

BALDERSON LATELY: Was perfect from the field against MSU-Billings, going 3-3 and scoring 9 points ... scored 11 points in 14 minutes off the bench on 4-of-5 shooting vs. Southern Utah ... Played less than a minute at Weber State and did not play vs. NC State after starting the prior three games ... shot 2-of-15 from the floor in his three starts ... Recorded a career-high 22 points at USC on 6-12 shooting, including a career-best 5 three-pointers ... Scored 6 points on .500 shooting in 11-minute season debut at Utah State after coming out of redshirt year ... Sat out the first four games planning to redshirt after August return from his two-year LDS Church mission to the Marshall Islands.

NOTING BALDERSON: Balderson is a 6-foot-6 guard who averaged 4.0 points per game and 1.5 rebounds per game as a freshman at BYU prior to serving a two-year mission for the Church of Jesus Christ of Latter-day Saints ... He returned in August ... A talented scorer, he has excellent range from the three-point arc and has good size. ... He plans to redshirt to allow time to get back into playing condition after his missionary service ... Balderson played in 27 of 30 games as a freshman reserve on BYU's 18-12 team that advanced to the second round of the NIT, logging 8.5 minutes per game while shooting .487 from the floor; .306 (11-of-36) on threes and .657 from the line ... His 48.7 percent shooting from the floor led all BYU perimeter players ... He was seventh on the team in scoring ... He appeared in all 14 league games, averaging 3.6 points and 1.3 rebounds in 8.3 minutes ... He scored double-digit points in three games ... He led BYU in scoring, rebounds and steals with season highs of 19 points, 7 rebounds and 3 steals in BYU's win over Fort Lewis College ... he totaled 14 points and 6 rebounds in a loss at Air Force and scored 11 points with 2 rebounds and a season-high 2 assists in a home win over Southern Utah ... He came off the bench cold in the closing moments of regulation at Pepperdine and promptly hit a three-pointer from the corner as time expired to send the game into overtime ... He scored in 21 of his 27 appearances and grabbed in a rebound in 17 outings.

PERSONAL: Born August 1983 in Magrath, Alberta, Canada ... parents are Wes and Lorraine Balderson ... one of seven children, three boys ... oldest brother was Canadian Interuniversity Player of the Year in Canada as shooting guard, while other brother currently plays football at the University of Alberta and little sister Debbie currently plays basketball for Lethbridge Community College ... served a two-year mission for the Church of Jesus Christ of Latter-day Saints in the Marshall Islands speaking Marshallese ... Business Finance major.

Jimmy Balderson – 2004-05 Game-by-Game

Opponent	Date	GS	Min	TOTAL			3PTS	FT	FTA	REBOUNDS					PF	FO	A	TO	Blk	Stl	Pts	Avg			
				FG	FGA	Pct	3FG			FGA	Pct	Pct	Off	Def									Tot	Avg	
vs North Carolina	11-22-04			DNP - planned redshirt																					
vs Stanford	11-23-04			DNP - planned redshirt																					
vs Chaminade	11-24-04			DNP - planned redshirt																					
CALIFORNIA	11-27-04			DNP - planned redshirt																					
at Utah State	12/01/04		11	2	4	.500	1	3	.333	1	2	.500	0	0	0	0.0	0	0	0	1	0	0	6	6.0	
at USC	12/04/04		25	6	12	.500	5	8	.625	5	7	.714	0	1	1	0.5	3	0	4	2	0	0	22	14.0	
BOISE STATE UNIVERSITY	12/06/04	*	18	1	6	.167	1	4	.250	0	0	.000	0	2	2	1.0	0	0	1	0	0	0	3	10.3	
vs Washington State University	12/11/04	*	15	0	4	.000	0	3	.000	0	0	.000	0	0	0	0.8	0	0	2	0	0	0	0	7.8	
UTAH STATE	12/18/04	*	10	1	5	.200	0	2	.000	0	0	.000	0	0	0	0.6	4	0	1	1	0	0	2	6.6	
NORTH CAROLINA STATE	12/21/04			DNP - coaches decision																					
at Weber State	12-23-04		0	0	0	.000	0	0	.000	0	0	.000	0	1	1	0.7	0	0	0	0	0	0	0	5.5	
SOUTHERN UTAH UNIVERSITY	12/28/04		14	4	5	.800	1	1	1.000	2	2	1.000	0	0	0	0.6	2	0	2	1	0	1	11	6.3	
SANTA CLARA	12/31/04		6	0	3	.000	0	1	.000	0	0	.000	0	1	1	0.6	0	0	0	0	0	0	0	5.5	
at Saint Mary's (CA)	01/04/05		6	0	2	.000	0	0	.000	0	0	.000	0	0	0	0.8	0	0	1	1	0	0	0	2.5	
SAN DIEGO STATE	01/08/05		6	1	2	.500	0	1	.000	0	0	.000	0	1	1	0.6	0	0	0	2	0	0	2	5.1	
MONTANA STATE-BILLINGS	01/11/05		16	3	3	1.000	0	0	.000	3	6	.500	0	3	3	0.8	0	0	2	2	0	1	9	5.5	
Totals			3	128	19	46	.413	9	24	.375	13	19	.684	0	9	9	0.8	10	0	10	11	0	2	60	5.5
Games played: 11																									
Points/game: 5.5																									
FG Pct: 41.3																									
3FG Pct: 37.5																									
FT Pct: 68.4																									
Rebounds/game: 0.8																									
Assists/game: 0.9																									
Turnovers/game: 1.0																									
Assist/turnover ratio: 0.9																									
Steals/game: 0.2																									
Balderson vs. Colorado State (2 games)			6.5	1	3	.333	0	0	.000	0	1	.000	2	2	4	2.0	0	0	0	2	0	1	2	1.0	


CAREER HIGHS:

POINTS: 22 at USC (2005)
 FG MADE: 8 vs. Fort Lewis (12/12/01)
 FG ATT: 12 at USC (2005)
 FG%: 1.000 (3-3) vs. MSUBillings (2005)
 3FG MADE: 5 at USC (2005)
 3FG ATT: 8 at USC (2005)
 3FG%: .620 at USC (2005)
 FT MADE: 5 at USC (2005)
 FT ATT: 7 at USC (2005)
 FT%: 1.000 (4-4) at AFA, UNLV (2001-02)
 REB: 7 vs. Fort Lewis (12/12/01)
 ASSTS: 4 at USC (2005)
 STEALS: 3 vs. Fort Lewis (12/12/01)
 BLOCKS: 1 at Wyoming (2/28/02)
 MIN: 25 at USC (2005)

BALDERSON PRIOR YEAR TOTALS

YEAR	GP	GS	MIN	AVG	FG	FGA	PCT	3FG	FGA	PCT	FT	FTA	PCT	OFF	DEF	TOT	AVG	PF	FO	A	AVG	TO	BLK	STL	PTS	AVG
2001-02	27	0	229	8.5	37	76	.487	11	36	.306	23	35	.657	11	30	41	1.5	21	1	12	0.4	15	1	9	108	4.0





TERRY NASHIF
 5-10 • 165 • senior • point guard
 Vancouver, Wash.

NASHIF LATELY: Has seven starts but is now coming off the bench ... Averages 2.1 assists per game ... Scored a season-high 10 points in 11 minutes on 4-5 shooting vs. MSU-Billings and tied his career-high in steals with 3 ... Played season-low 2 minutes vs. SDSU ... Scored 5 points off the bench at Saint Mary's, including a clutch three when the Cougars were still in the game ... Made his seventh start in of the year against Washington State but played just six minutes ... Dished out a career-high 10 assists in 25 minutes of action off the bench at USC ... Had a season-high 8 points, career-best 8 rebounds and 5 assists in career-most 31 minutes vs. California ... Started all three games at the Maui Invitational, averaging 4.7 points and a team-leading 3.3 assists per game ... took a career-most 9 field goal attempts and 5 three-point attempts vs. Stanford ... also took 5 treys vs. Cal.

NOTING NASHIF: Nashif is a solid floor leader with three years of reserve experience who earned the start at the point to begin the season ... He was the primary backup as a freshman and sophomore and played in 23 of 30 games last season as a junior ... He made seven starts in 76 appearances in his first three seasons ... A smart player and good distributor of the ball, he led BYU in assists (3.0) and ranked first among MWC players in Assist/TO Ratio during league games as a sophomore when he made six starts and saw his most extended playing time ... He can knock down the three-pointer and is an excellent ballhandler ... Last year he played a season-high 21 minutes and scored a season-high 6 points while adding 4 rebounds and 3 assists against Western Oregon ... He dished out a career-best 8 assists against Idaho State at the Cable Car Classic in 18 minutes ... As a sophomore matched up against UNLV's Marcus Banks, who went onto become an NBA first-round draft selection, Nashif had 2 blocks and 7 assists (1 turnover), adding 4 boards.

PERSONAL: Born July 1980 in Vancouver, Wash. ... parents are Bruce and Kathy Nashif ... ancestry comes from Lebanon ... served a mission for the Church of Jesus Christ of Latter-day Saints to Columbia, S.C., returning in July 2001 ... recruited by Harvard and Portland State ... engaged to marry Katie Williamson on Nov. 6, 2004 ... physical education major.

Terry Nashif – 2004-05 Game-by-Game

Opponent	Date	GS	Min	TOTAL			3PTS			REBOUNDS			Avg	PF	FO	A	TO	Blk	Stl	Pts	Avg				
				FG	FGA	Pct	3FG	FGA	Pct	FT	FTA	Pct										Off	Def	Tot	
vs North Carolina	11-22-04	*	23	1	3	.333	1	3	.333	0	0	.000	0	1	1	1.0	1	0	4	8	0	1	3	3.0	
vs Stanford	11-23-04	*	30	2	9	.222	1	5	.200	2	2	1.000	0	1	1	1.0	4	0	1	3	0	1	7	5.0	
vs Chaminade	11-24-04	*	21	2	3	.667	0	0	.000	0	0	.000	0	4	4	2.0	2	0	5	1	1	1	4	4.7	
CALIFORNIA	11/27/04	*	31	3	8	.375	2	5	.400	0	0	.000	0	8	8	3.5	4	0	5	3	0	0	8	5.5	
at Utah State	12/01/04	*	10	0	0	.000	0	0	.000	0	0	.000	0	0	0	2.8	0	0	1	2	0	0	0	4.4	
at USC	12/04/04	*	25	0	4	.000	0	3	.000	0	0	.000	0	3	3	2.8	3	0	10	2	0	1	0	3.7	
BOISE STATE UNIVERSITY	12/08/04	*	17	0	2	.000	0	1	.000	1	2	.500	0	1	1	2.6	0	0	0	1	0	0	1	3.3	
vs Washington State University	12/11/04	*	6	0	1	.000	0	1	.000	0	0	.000	0	0	0	2.3	1	0	0	0	0	0	0	2.9	
UTAH STATE	12/18/04	*	12	0	2	.000	0	1	.000	0	0	.000	0	0	0	2.0	0	0	4	1	0	1	0	2.6	
NORTH CAROLINA STATE	12/21/04	*	8	0	2	.000	0	2	.000	0	0	.000	0	0	0	1.8	0	0	1	0	0	0	0	2.3	
at Weber State	12-23-04	*	6	0	0	.000	0	0	.000	0	0	.000	0	0	0	1.6	0	0	0	1	0	0	0	2.1	
SOUTHERN UTAH UNIVERSITY	12/28/04	*	9	0	1	.000	0	0	.000	0	0	.000	0	3	3	1.8	0	0	0	0	0	0	1	0	1.9
SANTA CLARA	12/31/04	*	2	0	1	.000	0	1	.000	0	0	.000	0	0	0	1.6	0	0	0	0	0	0	0	0	1.8
at Saint Mary's (CA)	01/04/05	*	17	2	6	.333	1	3	.333	0	0	.000	0	1	1	1.6	0	0	0	2	0	0	5	2.0	
SAN DIEGO STATE	01/08/05	*	2	0	0	.000	0	0	.000	0	0	.000	0	0	0	1.5	0	0	0	0	0	0	0	0	1.9
MONTANA STATE-BILLINGS	01/11/05	*	11	4	5	.800	2	2	1.000	0	0	.000	0	2	2	1.5	0	0	2	1	0	3	10	2.4	
Totals			7	230	14	47	.298	7	27	.259	3	4	.750	0	24	24	1.5	15	0	33	25	1	9	38	2.4

Games played: 16
 Points/game: 2.4
 FG Pct: 29.8
 3FG Pct: 25.9
 FT Pct: 75.0

Rebounds/game: 1.5
 Assists/game: 2.1
 Turnovers/game: 1.6
 Assist/turnover ratio: 1.3
 Steals/game: 0.6
 Blocks/game: 0.1

Nashif vs. Colorado State (5 games) 74 2 5 .400 1 3 .333 2 2 1.000 1 9 10 2.0 4 0 7 1 0 2 7 1.4


CAREER HIGHS:

POINTS: 11 at SDSU (2003)
 FG MADE: 4 vs. MSU-Billings (2005)
 FG ATT: 9 vs. Stanford (2005)
 FG%: 1.000 (3-3) at SDSU (2003)
 3FG MADE: 3 at SDSU (2003)
 3FG ATT: 5 vs. Sanford, Cal (2005)
 3FG%: 1.000 (3-3) at SDSU (2003)
 FT MADE: 6 vs. Rice
 FT ATT: 6 vs. CSUN (2002), Rice
 FT %: 1.000 (6-6) vs. Rice
 REB: 8 vs. California (2005)
 ASSISTS: 10 at USC (2005)
 STEALS: 3 vs. MSU-Billings (2005), at AFA (2004)
 BLOCKS: 2 vs. UNLV
 MINUTES: 31 vs. California (2005)

NASHIF PRIOR YEARS' STATS

YEAR	GP	GS	MIN	AVG	FG	FGA	PCT	3FG	FGA	PCT	FT	FTA	PCT	OFF	DEF	TOT	AVG	PF	FO	A	AVG	TO	BLK	STL	PTS	AVG
2001-02	21	0	60	2.9	1	3	.333	0	2	.000	9	12	.750	0	9	9	0.4	9	0	10	0.5	9	0	2	11	0.5
2002-03	32	6	470	14.7	21	61	.344	10	26	.385	17	23	.739	5	47	52	1.6	43	0	68	2.1	23	3	18	69	2.2
2003-04	23	1	171	7.4	6	22	.273	3	13	.231	7	9	.778	2	22	24	1.0	21	1	26	1.1	10	1	9	22	1.0
3-Year Totals	76	7	701	9.2	28	86	.326	13	41	.317	33	44	.750	7	78	85	1.1	73	1	104	1.3	42	4	29	102	1.3





SAM BURGESS

6-3 • 190 • sophomore • guard
Alpine, Utah

BURGESS LATELY: Has come off the bench in the last nine games for mostly limited action after not playing the prior two outings ... He played 18 minutes vs. MSU-Billings, adding six points and a career-high 4 assists ... Saw 12 minutes on the floor vs. Southern Utah, scoring 5 points ... Scored 5 points in 9 minutes vs. Utah State ... Played 4 minutes vs. Washington State at the Delta Center ... Scored 5 points in 12 minutes in his only start vs. California ... Scored 8 points with 3 rebounds, 3 blocks and 2 steals in season-high 26 minutes vs. Chaminade in BYU's win.

NOTING BURGESS: Burgess is a 6-foot-3, 190-pound shooting guard who averaged 17.2 points per game during his one year at Snow College (Utah) prior to committing to BYU ... After playing at Snow, he left to serve a two-year mission for the Church of Jesus Christ of Latter-day Saints in Spokane, Wash., returning in May 2004 ... He is an excellent shooter

and solid defender ... As a freshman prior to his mission and led the Scenic West Athletic Conference in three-point accuracy in 2001-02, making 49 percent (95-192) of his long range attempts while shooting 53 percent overall from the floor ... He shot 79 percent from the free throw line ... Burgess prepped at Lone Peak High School in Highland, Utah, where he was a first-team all-state athlete in three football, basketball and baseball.

PERSONAL: Born in November 1982, Burgess is a native of Alpine, Utah ... Parents are Andrew and Wealtha Burgess ... He is one of six children ... Two of his current teammates on BYU's team are his first cousins - brothers Joshua and David Burgess ... He served a two-year mission for the Church of Jesus Christ of Latter-day Saints in Spokane, Wash.

Sam Burgess – 2004-05 Game-by-Game

Opponent	Date	GS	Min	TOTAL			3PTS			REBOUNDS			Avg	PF	FO	A	TO	Blk	Stl	Pts	Avg				
				FG	FGA	Pct	3FG	FGA	Pct	FT	FTA	Pct										Off	Def	Tot	
vs North Carolina	11-22-04		15	2	7	.286	0	2	.000	0	0	.000	0	1	1	1.0	4	0	0	2	0	0	4	4.0	
vs Stanford	11-23-04		8	0	3	.000	0	2	.000	0	0	.000	0	1	1	1.0	1	0	1	0	0	0	0	2.0	
vs Chaminade	11-24-04		26	3	11	.273	2	6	.333	0	0	.000	1	2	3	1.7	3	0	0	2	3	2	8	4.0	
CALIFORNIA	11/27/04	*	12	1	5	.200	1	4	.250	3	3	1.000	1	0	1	1.5	3	0	0	1	0	1	6	4.5	
at Utah State	12/01/04		9	1	2	.500	0	0	.000	0	0	.000	0	1	1	1.4	0	0	0	1	0	0	2	4.0	
at USC	12/04/04		DNP - coaches decision																						
BOISE STATE UNIVERSITY	12/08/04		DNP - coaches decision																						
vs Washington State University	12/11/04		4	0	0	.000	0	0	.000	0	0	.000	0	0	0	1.2	1	0	0	1	0	0	0	3.3	
UTAH STATE	12/18/04		9	2	5	.400	1	1	1.000	0	0	.000	0	0	0	1.0	2	0	0	0	0	1	5	3.6	
NORTH CAROLINA STATE	12/21/04		0	0	1	.000	0	1	.000	0	0	.000	0	1	1	1.0	0	0	0	0	0	0	0	3.1	
at Weber State	12-23-04		1	0	0	.000	0	0	.000	0	0	.000	0	0	0	0.9	0	0	0	0	0	0	0	2.8	
SOUTHERN UTAH UNIVERSITY	12/28/04		12	1	4	.250	1	3	.333	2	2	1.000	1	0	1	0.9	4	0	0	1	0	0	5	3.0	
SANTA CLARA	12/31/04		2	0	0	.000	0	0	.000	0	0	.000	0	0	0	0.8	1	0	0	0	0	0	0	2.7	
at Saint Mary's (CA)	01/04/05		6	0	2	.000	0	0	.000	0	0	.000	0	0	0	0.8	0	0	1	1	0	0	0	2.5	
SAN DIEGO STATE	01/08/05		2	0	1	.000	0	1	.000	0	0	.000	0	1	1	0.8	1	0	0	1	0	0	0	2.3	
MONTANA STATE-BILLINGS	01/11/05		18	1	4	.250	1	1	1.000	3	4	.750	1	2	3	0.9	4	0	4	2	0	3	6	2.6	
Totals			1	124	11	45	.244	6	21	.286	8	9	.889	4	9	13	0.9	24	0	6	12	3	7	3.6	2.6

Games played: 14
Points/game: 2.6
FG Pct: 24.4
3FG Pct: 28.6
FT Pct: 88.9

Rebounds/game: 0.9
Assists/game: 0.4
Turnovers/game: 0.9
Assist/turnover ratio: 0.5
Steals/game: 0.5
Blocks/game: 0.2

CAREER HIGHS:

POINTS: 8 vs. Chaminade (2005)
FG MADE: 3 vs. Chaminade (2005)
FG ATT: 11 vs. Chaminade (2005)
FG%: .500 (1-2) at Utah State (2005)
3FG MADE: 2 vs. Chaminade (2005)
3FG ATT: 6 vs. Chaminade (2005)
3FG%: 1.000 (1-1) vs. MSU-Billings (2005)
FT MADE: 3 vs. MSU-Billings, vs. California (2005)
FT ATT: 4 vs. MSU-Billings (2005)
FT%: 1.000 (3-3) vs. Cal (2005)
REB: 3 vs. MSU-Billings, vs. Chaminade (2005)
ASSISTS: 4 vs. MSU-Billings (2005)
STEALS: 3 vs. MSU-Billings (2005)
BLOCKS: 3 vs. Chaminade (2005)
MINUTES: 26 vs. Chaminade (2005)





CHRIS MILES
 6-11 • 235 • freshman • forward
 Provo, Utah

MILES LATELY: Recorded 7 points, 3 rebounds, a block and a steal in 16 minutes vs. MSU-Billings ... With Derek Dawes slowed by injuries, Miles made his second start vs. San Diego State, playing a career-most 25 minutes ... Had 8 points and tied career-high 5 rebounds but suffered 4-for-12 shooting ... Had tough outing at Saint Mary's, going 0-5 from the floor with 2 rebounds in 15 minutes ... Had career marks against Santa Clara of 12 points, 4 FG, 4 FT, 4 FTA and tied career-bests of 3 assists and 3 blocks while adding 3 rebounds in 17 minutes ... Played 14 minutes vs. Southern Utah, dishing out career-best 3 assists ... Made his first start, playing 14 minutes with 2 rebounds vs. NC State ... Logged career-best 22 minutes vs. Utah State while equaling a career-high 5 rebounds with a personal-best 3 blocks ... Recorded 2 blocks in 6 minutes against Boise State ... Contributed a career-high 4 points on 2-4 shooting in 8 minutes at USC, highlighted by taking a steal the length of the court for a slam dunk ... Played 18 minutes with 2 points, 1

rebound and 1 blocked shot vs. California ... Grabbed 5 rebounds in 7 minutes vs. North Carolina ... played only one minute vs. Chaminade, making both his free throw attempts to score his first points as a Cougar.

NOTING MILES: Miles is Utah's two-time reigning 4A State MVP out of Timpview High School in Provo ... He was ranked as high as the No. 2 post player in the West ... He is an excellent shot-blocker and defender who runs the floor well ... He has worked hard during the summer and has the ability to be a significant contributor ... He averaged 14.9 points, 8.0 rebounds and 4.5 blocks for the Thunderbirds as a senior ... The repeat Deseret News 4A MVP finished his career at Timpview with nearly 300 blocks, second all-time in the Utah High School record book to former BYU and current NBA center Shawn Bradley.

PERSONAL: Miles is a native of Provo, Utah ...He was invited to the NBA Players Camp during the summer of 2003, where he was rated No. 47 among the nation's top high school players ... He was ranked as high as the No. 2 post player in the West ... Gonzaga, Utah State, Utah, Kansas, Oregon State, Connecticut, UCLA, Wyoming and Texas Tech also recruited Miles.

Chris Miles – 2004-05 Game-by-Game

Opponent	Date	GS	Min	TOTAL			3-PTS			REBOUNDS			Avg	PF	FO	A	TO	Blk	Stl	Pts	Avg			
				FG	FGA	Pct	3FG	FGA	Pct	FT	FTA	Pct										Off	Def	Tot
vs North Carolina	11-22-04	7	0	1	.000	0	0	.000	0	0	.000	3	2	5	5.0	1	0	0	1	1	0	0.0		
vs. Stanford	11-23-04	DNP - coaches decision																						
vs Chaminade	11-24-04	1	0	0	.000	0	0	.000	2	2	1.000	0	0	0	2.5	0	0	0	0	0	2	1.0		
CALIFORNIA	11-27-04	18	1	3	.333	0	0	.000	0	0	.000	0	1	1	2.0	0	0	0	1	1	0	2	1.3at	
Utah State	12/01/04	2	0	0	.000	0	0	.000	0	0	.000	0	1	1	1.8	0	0	0	0	0	0	0	1.0	
at USC	12/04/04	8	2	4	.500	0	0	.000	0	0	.000	1	1	2	1.8	1	0	0	0	0	1	4	1.6	
BOISE STATE UNIVERSITY	12/08/04	6	1	1	1.000	0	0	.000	0	0	.000	0	1	1	1.7	1	0	0	2	2	1	2	1.7	
vs Washington State University	12/11/04	9	1	1	1.000	0	0	.000	0	0	.000	1	1	2	1.7	1	0	1	1	0	0	2	1.7	
UTAH STATE	12/18/04	22	0	0	.000	0	0	.000	0	0	.000	2	3	5	2.1	3	0	0	0	3	0	0	1.5	
NORTH CAROLINA STATE	12/21/04	* 14	0	1	.000	0	0	.000	0	0	.000	0	2	2	2.1	2	0	0	2	1	0	0	1.3	
at Weber State	12-23-04	3	0	0	.000	0	0	.000	0	0	.000	0	0	0	1.9	2	0	0	0	0	0	0	1.2	
SOUTHERN UTAH UNIVERSITY	12/28/04	14	0	1	.000	0	0	.000	0	0	.000	0	1	1	1.8	2	0	3	0	0	0	0	1.1	
SANTA CLARA	12/31/04	17	4	7	.571	0	0	.000	4	4	1.000	2	1	3	1.9	4	0	3	0	3	0	12	2.0	
at Saint Mary's (CA)	01/04/05	15	0	5	.000	0	0	.000	0	0	.000	0	2	2	1.9	4	0	0	0	1	1	0	1.8	
SAN DIEGO STATE	01/08/05	* 25	4	12	.333	0	0	.000	0	0	.000	3	2	5	2.1	2	0	0	1	1	0	8	2.3	
MONTANA STATE-BILLINGS	01/11/05	16	3	10	.300	0	0	.000	1	2	.500	2	1	3	2.2	1	0	2	0	1	1	7	2.6	
Totals		2	177	16	46	.348	0	0	.000	7	8	.875	14	19	33	2.2	24	0	9	8	14	4	39	2.6

Games played: 15
 Points/game: 2.6
 FG Pct: 34.8
 FT Pct: 87.5

Rebounds/game: 2.2
 Assists/game: 0.6
 Turnovers/game: 0.5
 Assist/turnover ratio: 1.1
 Steals/game: 0.3
 Blocks/game: 0.9

CAREER HIGHS:

POINTS: 12 vs. Santa Clara (2005)
 FG MADE: 4 vs. Santa Clara, vs. SDSU (2005)
 FG ATT: 12 vs. SDSU (2005)
 FG %: .571 (4-7) vs. Santa Clara (2005)

3FG MADE: -
 3FG ATT: -
 3FG %: -
 FT MADE: 4 vs. Santa Clara (2005)
 FT ATT: 4 vs. Santa Clara (2005)
 FT %: 1.000 (4-4) vs. Santa Clara (2005)

REB: 5 vs. North Carolina, vs. USU, vs. SDSU (2005)
 ASSISTS: 3 vs. Southern Utah, vs. Santa Clara (2005)
 STEALS: 1 (4 times) last vs. MSU-Billings (2005)
 BLOCKS: 3 vs. Utah State, vs. Santa Clara (2005)
 MINUTES: 25 vs. SDSU (2005)



BROCK REICHNER

6-4 • 205 • junior • guard
Provo, Utah

REICHNER LATELY: Has played in four regular-season games, playing six minutes vs. MSU-Billings, two minutes at Saint Mary's, four minutes vs. Southern Utah and seeing late action vs. Chaminade ... Scored 4 points on 2-3 shooting and pulled down two rebounds, both career-highs, against MSUB ... He had 3 points, 1 rebound and 1 assist vs. SUU ... Played in one of two exhibitions, scoring 3 points vs. Calgary.

NOTING REICHNER: Reichner unites with the Cougars this fall as a junior after being one of Salt Lake Community College's major contributors in 2004 ... The 6-foot-4 Reichner adds to BYU's backcourt a solid shooter and talented defender and rebounder ... Reichner played at the College of Eastern Utah and served a two-year mission for the Church of Jesus Christ of

Latter-day Saints before transferred to SLCC for his sophomore year where Reichner earned honorable mention honors, leading the SWAC in free throw shooting at 89 percent ... He averaged 10.5 points, 4.5 rebounds and 2.1 assists and earned Academic All-American honors.

PERSONAL: Reichner was born July 1981 in Rexburg, Idaho ... parents are Mark and Irene Reichner ... married to Chanell Rose, who was a member of the BYU women's basketball team (2000-2003) and is the daughter of BYU associate head coach Dave Rose ... youngest of three brothers and two sisters ... brother David played at Utah and is now an assistant coach at San Jose State ... served a two year mission for the Church of Jesus Christ of Latter-day Saints in Portugal Lisbon South mission from October 2000 to December 2002 ... international relations major.

Brock Reichner – 2004-05 Game-by-Game

Opponent	Date	GS	Min	TOTAL			3-PTS			REBOUNDS					PF	FO	A	TO	Blk	Stl	Pts	Avg		
				FG	FGA	Pct	3FG	FGA	Pct	FT	FTA	Pct	Off	Def									Tot	Avg
vs North Carolina	11-22-04																							
				DNP - coaches decision																				
vs Stanford	11-23-04			DNP - coaches decision																				
vs Chaminade	11-24-04		1	0	0	.000	0	0	.000	0	0	.000	0	0	0	0.0	0	0	0	1	0	0	0.0	
CALIFORNIA	11/27/04			DNP - coaches decision																				
at Utah State	12/01/04			DNP - coaches decision																				
at USC	12/04/04			DNP - coaches decision																				
BOISE STATE UNIVERSITY	12/08/04			DNP - coaches decision																				
vs Washington State University	12/11/04			DNP - coaches decision																				
UTAH STATE	12/18/04			DNP - coaches decision																				
NORTH CAROLINA STATE	12/21/04			DNP - coaches decision																				
at Weber State	12/23/04			DNP - coaches decision																				
SOUTHERN UTAH UNIVERSITY	12/28/04		4	1	2	.500	1	2	.500	0	2	.000	1	0	1	0.5	0	0	1	0	0	0	3	1.5
SANTA CLARA	12/31/04			DNP - coaches decision																				
at Saint Mary's (CA)	01/04/05		2	0	0	.000	0	0	.000	0	0	.000	0	0	0	0.3	0	0	0	0	0	0	1.0	
SAN DIEGO STATE	01/08/05			DNP - coaches decision																				
MONTANA STATE-BILLINGS	01/11/05		6	2	3	.667	0	0	.000	0	0	.000	0	2	2	0.8	2	0	0	0	0	0	4	1.8
Totals			0	13	3	5	.600	1	2	.500	0	2	.000	1	2	0.8	2	0	1	1	0	0	7	1.8

Games played: 4
Points/game: 1.8
FG Pct: 60.0
3FG Pct: 50.0
FT Pct: 0.0

Rebounds/game: 0.8
Assists/game: 0.3
Turnovers/game: 0.3
Assist/turnover ratio: 1.0

CAREER HIGHS:

POINTS: 4 vs. MSU-Billings (2005)
FG MADE: 2 vs. MSU-Billings (2005)
FG ATT: 3 vs. MSU-Billings (2005)
FG %: .667 (2-3) vs. MSU-Billings (2005)

3FG MADE: 1 vs. Southern Utah (2005)
3FG ATT: 2 vs. Southern Utah (2005)
3FG %: .500 (1-2) vs. SUU (2005)
FT MADE: -
FT ATT: 2 vs. Southern Utah (2005)
FT %: .000 (0-2) vs. SUU (2005)
REB: 2 vs. MSU-Billings (2005)
ASSISTS: 1 vs. Southern Utah (2005)

STEALS: -
BLOCKS: -
MINUTES: 6 vs. MSU-Billings (2005)

5 PLAYERS SCORE IN DOUBLE FIGURES

12/28/04 vs. Southern Utah Ainge (14),
Rose (14), Hall (12), Balderson (11), Dawes (10)

6 PLAYERS SCORE IN DOUBLE FIGURES

1/11/05 vs. MSU-Billings 110-70 W, Jensen 16, Hall 14,
Rose 14, Ainge 10, Nashif 10, Young 10

A PLAYER RECORD A DOUBLE-DOUBLE

3/18/04 vs. Syracuse at NCAA Tournament (Denver)
Rafael Araujo, 24 points, 12 rebounds

TWO PLAYERS RECORD A DOUBLE-DOUBLE

1/23/99 vs. CS Northridge
Mark Bigelow 23 points, 11 rebounds
Nathan Cooper 15 points, 10 rebounds

TWO DOUBLE-DIGIT REBOUNDS

12/30/03 at Santa Clara (Cable Car Classic)
Rafael Araujo-12, Jake Shoff-12

SIX PLAYERS HAD 5 OR MORE REBOUNDS

1/8/05 vs. San Diego State, Jensen-7, Hall-6, Rose-6,
Meads-6, Ainge-6, Miles-5

FIVE PLAYERS HAD 6 OR MORE REBOUNDS

1/8/05 vs. San Diego State, Jensen-7, Hall-6, Rose-6,
Meads-6, Ainge-6

TWO PLAYERS FOULED OUT

2/23/04 vs. Air Force
Hall, Shoff

THREE OR MORE PLAYERS FOULED OUT

12/30/03 at Santa Clara (Cable Car Classic)
Araujo, Jensen, Shoff

A PLAYER EJECTED FROM THE GAME

11/23/02 vs. Kansas State
Travis Hansen (2 technical fouls)

A BYU PLAYER RECEIVED A TECHNICAL FOUL

1/4/05 at Saint Mary's (hang on rim) - Chris Miles

A BYU COACH RECEIVED A TECHNICAL FOUL

3/3/03 at UNM - Steve Cleveland

AN OPPONENT COACH RECEIVED A TECHNICAL FOUL

12/13/03 vs USC - USC coach Henry Bibby

AN OPPONENT PLAYER RECEIVED A TECHNICAL FOUL

1/11/05 vs. MSU-Billings - Justin Hassell

AT LEAST TWO PLAYERS SCORED 20+ POINTS

12/31/04 vs. Santa Clara
Mike Rose-26, Jared Jensen-23

THREE PLAYERS SCORED 20+ POINTS

1/16/03 vs. UNLV Rafael Araujo-22
Mark Bigelow-21; Travis Hansen-20

FOUR PLAYERS SCORED 20+ POINTS

1/13/79 vs. UNM D. Ainge-27; Scott Runia-25;
Devin Durrant-20; Alan Taylor-20.

TWO PLAYERS SCORED 25+ POINTS

3/1/01 at New Mexico
Terrell Lyday-26; Mekeli Wesley-25

A PLAYER SCORED 30+ POINTS

12/06/03 vs. Oklahoma State (at Delta Center)
Rafael Araujo-32

PLAYER ATTEMPTED 20 OR MORE FIELD GOALS

3/20/03 21, Travis Hansen vs. Connecticut (8-21)

A PLAYER WITH 5 STEALS

2/9/04 vs. SDSU - Mike Hall

A PLAYER HAD DOUBLE-DIGIT ASSISTS

12/4/04 at USC
Terry Nashif - 10

A PLAYER MADE DOUBLE-DIGIT FREE THROWS

2/7/04 vs. UNLV
Mike Hall - 10-of-10

A PLAYER 100% AT FT LINE (MIN. 8 ATTS)

1/8/05 vs. SDSU - Mike Hall (8-8)

A PLAYER 100% FROM FLOOR (MIN. 5 ATTS)

1/02/03 vs. Pepperdine
Jake Shoff (6-6)

A PLAYER 100% ON TREYS (MIN. 3 ATTS)

3/18/04 vs. Syracuse at NCAA - Mike Hall (3-3)

DID NOT MAKE A TREY (256 STRAIGHT GAMES WITH 3)

11/22/96 vs. CS Fullerton (0-9)

LAST TIME OPPONENT DID NOT MAKE A TREY

12/14/02 Utah State (0-5)

BYU HAD SIX OR FEWER TURNOVERS

3/10/00 vs. Utah, 6

BYU COMMITTED 25-PLUS TURNOVERS

1/4/05 at Saint Mary's, 72-51 L (25)

BYU COMMITTED 11 OR LESS TEAM FOULS IN A GAME

12/7/00 vs. Florida International, 11

BYU SCORED 90 POINTS

12/8/04 vs. Boise State 90-77 W

BYU SCORED 100 POINTS

2001-02 vs. Fort Lewis 101-53 W

BYU SCORED 110 POINTS

1/11/05 vs. MSU-Billings 110-70 W

BYU SCORED LESS THAN 50 POINTS IN A GAME

12/11/04 vs. Washington State 46-49 L

HELD OPPONENT TO LESS THAN 50 POINTS IN A GAME

12/11/04 vs. Washington State 46-49 L

BYU SCORED LESS THAN 40 POINTS IN A GAME

2/3/97 @ New Mexico 32-74 L

HELD OPPONENT TO LESS THAN 40 POINTS IN A GAME

2/3/03 vs. Air Force 65-33 W

SHOT 60% FG

12/23/04 @ Weber State, (.604) won, 79-61

OPPONENT SHOT 60% FG

1/24/04 @ Air Force 72.5 percent

SHOT 70% FG IN A HALF

12/31/04 vs. Santa Clara, (.727) 16-22

DID NOT MISS A 2-POINT ATTEMPT IN A HALF

2/23/04 vs. Air Force, 13-13 inside the arc, (14-17, .824
overall)

SHOT 100% FT

1/4/05 @ Saint Mary's 3-for-3

SHOT 90% FT

12/31/04 vs. Santa Clara 91.7 percent 33-for-36

SHOT LESS THAN 50% FT

12/23/03 @ Utah State 43.8 percent (7-16)

SHOT 60% THREE-POINTERS

1/11/05 vs. MSU-Billings, 62.5 percent 10-for-16

SHOT 70% THREE-POINTERS

1/16/93 @ Air Force 73.3 percent 11-for-15

OPPONENT SCORED LESS THAN 20 POINTS IN FIRST HALF

1/8/05 SDSU, 19 (BYU led 28-19)

SCORED LESS THAN 20 POINTS IN THE FIRST HALF

11/22/04 vs. North Carolina, 18 (trailed 18-48)
12/21/04 vs. NC State, 18 (trailed 18-40)

SCORED LESS THAN 20 POINTS IN THE SECOND HALF

1/15/00 vs. Utah, 19

SCORED OVER 50 POINTS IN FIRST HALF

1/11/05 vs. MSU-Billings, 57

SCORED OVER 50 POINTS IN SECOND HALF

1/11/05 vs. MSU-Billings, 53

SCORED OVER 60 POINTS IN FIRST HALF

2/25/93 vs. Sacramento St. 62

SCORED OVER 60 POINTS IN SECOND HALF

12/28/95 vs. Morgan St. 61

ALLOWED OVER 50 POINTS IN A HALF

12/23/03 at Utah State - 51 (first half)

WON BY 50 POINTS

2/25/93 vs. Sacramento State (50) 128-78 W

WON BY 40 POINTS

1/11/05 vs. MSU-Billings (40) 110-70 W

WON BY 30 POINTS

12/10/03 vs. Western Oregon (36) 92-56 W

WON BY 25 POINTS

12/28/04 vs. SUU (25) 77-52 W

LOST BY 35-plus POINTS

11/22/04 vs. North Carolina (36) 86-50 L

LOST BY 25 POINTS

1/7/04 @ NC State (27) 89-62 L

PLAYED OVERTIME GAME

2/9/04 vs. SDSU 83-69 W

WON GAME IN SINGLE OVERTIME

2/9/04 vs. SDSU 83-69 W

LOST IN OVERTIME

3/14/03 vs. CSU at MWC 80-86 L

PLAYED A DOUBLE OT GAME

3/5/88 vs. Utep 80-83 L 2OT

PLAYED A TRIPLE OT GAME

2/28/98 @ Utep 76-75 W 3OT

WON 15 STRAIGHT GAMES

1987-88 (17)

WON 10 STRAIGHT GAMES

1992-93 (13)

WON 9 STRAIGHT GAMES

2003-04

WON 6 STRAIGHT GAMES

2003-04 (twice)

LOST 3 STRAIGHT GAMES

2004-05 (twice) vs. California, @ Utah State, @ USC
vs. Wash St., Utah State, NC State

LOST 4 STRAIGHT GAMES

1998-99 Fresno St., @ UTEP, @ UNM, Utah

LOST 5 STRAIGHT

1997-98 (9)

LOST 10 STRAIGHT GAMES

1996-97 (21) - school record

WENT TO AN NCAA GAME

3/18/04 vs. Syracuse 75-80 L

WON AN NCAA GAME

3/18/93 vs. SMU 80-71 W
Then lost to Kansas 76-90 in second round

WON TWO NCAA GAMES

1980-81 Princeton 60-51, UCLA 78-55, Notre Dame 51-
50 Then lost to Virginia 60-74 L

WON THREE NCAA GAMES

Same as above

WON FOUR NCAA GAMES

Never

PLAYED IN THE NIT

2001-2002 Season

WON AN NIT GAME

3/14/02 vs. UC Irvine 78-55 W

WON TWO NIT GAMES

1999-00 Bowling Green 81-54, So. Illinois 82-57
Then lost to Notre Dame in quarterfinals

WON THREE NIT GAMES

1965-66 NIT CHAMPIONS
1950-51 NIT CHAMPIONS

WON CONFERENCE TOURNEY

2000-01

WON CONFERENCE REGULAR SEASON

2002-03 Tied with Utah

WON CONFERENCE REGULAR SEASON OUTRIGHT

1987-88

APPEARED ON ESPN

3/1/04 vs. Utah, 70-57 W

APPEARED ON ESPN 2

11/22/04 vs. North Carolina, 86-50 L

APPEARED ON ESPN+PLUS

3/12/04 vs. Utah at MWC, 51-54 L

APPEARED ON CBS

3/15/03 vs. Syracuse 75-80 L

APPEARED ON ABC

3/6/04 at UNLV, 89-88 W

WAS RANKED IN THE TOP-25 AP POLL

1992-93 Season Ranked 21st

FINISHED SEASON RANKED IN THE TOP-25 POLL

1987-88 Season 19th (AP), 17th (UPI)

2004-05 Individual Game Box Scores

2004-05 BYU Men's Basketball

BYU vs. No. 11 North Carolina – Game #1 (Maui)

11-23-04 4 p.m. at Lahaina Civic Center, Maui, Hawaii
VISITORS: Brigham Young D-1

#	Player	totfg		3-pt		rebounds			pf	tp	a	to	blk	s	min	
		f	a	f	a	ft	of	de								tot
41	MEADS, Garner	f	1	6	0	0	0	3	2	1	4	1	2	22		
52	JENSEN, Jared	f	4	9	0	2	3	0	3	4	8	1	1	0	26	
01	HALL, Mike	g	2	15	2	8	2	1	3	4	10	4	1	1	25	
02	ROSE, Mike	g	2	7	1	5	0	0	1	1	0	1	0	1	15	
10	NASHIF, Terry	g	1	3	1	3	0	0	1	1	1	3	4	8	0	23
03	YOUNG, Keena	g	3	8	0	2	3	5	5	10	1	9	0	0	1	23
13	AINGE, Austin	g	2	3	2	3	0	0	1	1	1	6	1	4	0	18
20	BURGESS, Sam	g	2	7	0	2	0	0	0	1	4	4	0	2	0	15
34	BURGESS, David	g	0	1	0	0	0	0	0	0	2	0	0	0	0	15
43	DAWES, Derek	g	0	0	0	0	0	0	0	0	1	0	1	0	0	3
44	PLASTED, Trent	g	0	2	0	0	2	1	2	3	0	2	1	1	0	18
54	MILES, Chris	g	0	1	0	0	0	0	3	2	5	1	0	0	1	7
TEAM																
Totals.....		18 57		6 23		8 14		15 28		43 21		50 8		27 4 7 200		

TOTAL FG%	1st Half: 5:27 18.5%	2nd Half: 13:30 43.3%	Game: 31.6%	DEADB
3-Pt. FG%	1st Half: 3:13 23.1%	2nd Half: 3:10 30.0%	Game: 26.1%	REBOUNDS
F Throw %	1st Half: 5:8 62.5%	2nd Half: 3:6 50.0%	Game: 57.1%	2

HOME TEAM: North Carolina 1-1

#	Player	totfg		3-pt		rebounds			pf	tp	a	to	blk	s	min	
		f	a	f	a	ft	of	de								tot
21	Williams, Jawad	f	4	9	0	2	3	5	1	5	6	1	11	0	0	23
42	May, Sean	c	7	11	0	4	6	3	5	8	2	18	0	3	0	23
02	Felton, Raymond	g	2	10	2	7	0	0	2	2	3	6	7	2	0	26
05	Manuel, Jackie	g	2	5	0	2	3	1	2	0	6	2	0	0	3	24
32	McCart, Rashad	g	5	9	3	6	0	0	5	5	3	13	3	1	0	22
01	Scott, Melvin	g	3	6	2	5	2	2	0	0	0	10	0	0	1	13
03	Terry, Rayshawn	g	2	3	1	2	0	0	1	0	1	5	0	3	0	6
11	Thomas, Quentin	g	0	1	0	0	0	0	0	0	0	0	2	1	0	8
15	Everett, Charlie	g	0	0	0	0	0	0	0	0	0	0	0	0	0	6
22	Miller, West	g	0	2	0	0	0	0	0	0	0	0	1	0	0	6
24	Williams, Marvin	g	1	4	0	0	6	3	3	6	3	8	1	2	0	30
25	Grant, Damien	g	0	4	0	0	0	0	2	0	0	0	0	0	0	4
34	Noel, David	g	3	4	0	0	1	1	2	5	7	4	7	3	0	27
35	Hooker, C.J.	g	0	0	0	0	0	0	0	0	0	0	0	0	0	2
41	Sanders, Byron	g	1	1	0	0	0	0	1	0	1	0	2	0	0	4
TEAM																
Totals.....		30 69		8 26		18 23		14 28		42 17		86 19		12 1 15 200		

TOTAL FG%	1st Half: 17:36 47.2%	2nd Half: 13:33 39.4%	Game: 43.5%	DEADB
3-Pt. FG%	1st Half: 3:13 23.1%	2nd Half: 5:13 38.5%	Game: 30.8%	REBOUNDS
F Throw %	1st Half: 11:14 78.6%	2nd Half: 7:9 77.8%	Game: 78.3%	2

Officials: Bob Donato, Craig Peterson, J.D. Collins
Technical fouls: Brigham Young-None, North Carolina-None.
Attendance: 2500

Score by Periods	1st	2nd	Total
Brigham Young	18	32	50
North Carolina	48	38	86

Points in the paint-BY 16,NC 40. Points off turnovers-BY 6,NC 30.
2nd chance points-BY 6,NC 17. Fast break points-BY 7,NC 19.
Bench points-BY 22,NC 32. Score tied-1 time. Lead changes-0 times.

BYU vs. Stanford – Game #2 (Maui Invitational)

11-23-04 11 a.m. at Lahaina Civic Center, Maui, Hawaii
VISITORS: Brigham Young D-2

#	Player	totfg		3-pt		rebounds			pf	tp	a	to	blk	s	min		
		f	a	f	a	ft	of	de								tot	
41	MEADS, Garner	f	3	7	0	0	3	2	3	5	4	9	0	3	1	22	
52	JENSEN, Jared	f	4	7	0	0	3	5	1	2	2	11	0	2	0	24	
01	HALL, Mike	g	2	8	1	3	2	2	4	6	3	7	2	1	0	33	
02	ROSE, Mike	g	2	5	2	2	4	0	2	0	8	0	3	0	0	25	
10	NASHIF, Terry	g	2	9	1	5	2	2	0	1	4	7	1	3	0	30	
03	YOUNG, Keena	g	2	4	0	0	2	3	1	3	4	0	6	0	1	22	
13	AINGE, Austin	g	0	1	0	0	0	0	0	0	0	1	0	0	0	12	
20	BURGESS, Sam	g	0	3	0	2	0	0	0	1	1	0	1	0	0	8	
43	DAWES, Derek	g	2	4	0	0	0	0	3	7	10	4	4	0	1	0	16
44	PLASTED, Trent	g	0	0	0	0	1	4	1	3	4	1	0	1	0	18	
TEAM																	
Totals.....		17 48		4 16		15 23		11 27		38 20		53 4		19 1 3 200			

TOTAL FG%	1st Half: 9:26 34.6%	2nd Half: 8:22 38.4%	Game: 35.4%	DEADB
3-Pt. FG%	1st Half: 2:9 22.2%	2nd Half: 2:7 28.6%	Game: 25.0%	REBOUNDS
F Throw %	1st Half: 5:7 71.4%	2nd Half: 10:16 62.5%	Game: 65.2%	4.1

HOME TEAM: Stanford 2-1

#	Player	totfg		3-pt		rebounds			pf	tp	a	to	blk	s	min		
		f	a	f	a	ft	of	de								tot	
20	Grunfeld, Dan	f	6	12	1	4	7	8	1	6	7	1	20	0	1	31	
52	Haryasz, Matt	f	3	10	0	0	0	2	6	8	4	6	1	1	3	1	24
42	Little, Rob	c	2	5	0	0	1	2	1	2	3	5	1	4	0	0	19
11	Hernandez, Chris	g	1	6	1	4	6	1	0	1	2	3	3	9	3	0	33
21	Robinson, Nick	g	4	8	0	1	0	4	4	8	3	8	2	2	0	33	
10	Morris, Jim	g	3	6	0	1	4	4	0	2	1	10	4	0	0	21	
31	Fingen, Taj	g	2	2	0	0	1	1	2	4	1	0	0	1	0	13	
32	Haas, Jason	g	0	1	0	0	0	0	0	0	0	0	0	0	0	14	
44	Washington, Fred	g	0	4	0	0	0	0	0	0	1	0	0	0	0	4	
55	Prowitt, Peter	g	0	1	0	0	0	0	1	1	2	2	0	1	0	9	
TEAM																	
Totals.....		21 55		2 11		18 25		11 23		34 23		62 13		11 4 7 200			

TOTAL FG%	1st Half: 10:30 33.3%	2nd Half: 11:25 44.0%	Game: 38.2%	DEADB
3-Pt. FG%	1st Half: 1:6 16.7%	2nd Half: 1:5 20.0%	Game: 18.2%	REBOUNDS
F Throw %	1st Half: 7:9 77.8%	2nd Half: 11:16 68.8%	Game: 72.0%	2.1

Officials: Tony Greene, Steve Skiles, Brian Forte

Technical fouls: Brigham Young-None, Stanford-None.			
Attendance: 2500			
Score by Periods	1st	2nd	Total
Brigham Young	25	28	53
Stanford	28	34	62

Points in the paint-BY 20,STAN 34. Points off turnovers-BY 11,STAN 15.
2nd chance points-BY 7,STAN 10. Fast break points-BY 3,STAN 8.
Bench points-BY 11,STAN 14. Score tied-4 times. Lead changes-3 times.

BYU vs. Chaminade – Game #3 (Maui Invitational)

11-24-04 2 p.m. at Lahaina Civic Center, Maui, Hawaii
VISITORS: Brigham Young 1-2

#	Player	totfg		3-pt		rebounds			pf	tp	a	to	blk	s	min		
		f	a	f	a	ft	of	de								tot	
03	YOUNG, Keena	f	7	12	0	0	0	3	3	6	2	14	0	0	2	33	
52	JENSEN, Jared	c	6	8	0	0	4	4	1	5	4	16	0	3	0	25	
01	HALL, Mike	g	5	12	2	5	2	2	3	3	6	0	14	5	1	0	38
02	ROSE, Mike	g	2	5	1	3	0	0	0	0	0	5	3	1	0	14	
10	NASHIF, Terry	g	2	3	0	0	0	0	0	4	2	4	5	1	1	21	
05	REISMAN, Joshua	g	1	1	0	0	0	0	0	0	0	0	0	0	0	5	
12	REICHER, Brook	g	0	0	0	0	0	0	0	0	0	0	0	0	0	1	
13	AINGE, Austin	g	1	3	0	1	0	0	0	4	4	3	2	3	0	14	
20	BURGESS, Sam	g	3	11	2	6	0	0	1	2	3	3	8	0	2	3	26
43	DAWES, Derek	g	4	7	0	2	2	0	6	6	1	10	1	2	1	19	
44	PLASTED, Trent	g	0	1	0	0	0	0	0	0	0	0	0	0	0	3	
54	MILES, Chris	g	0	0	0	0	2	3	0	0	0	2	0	0	0	7	
TEAM																	
Totals.....		31 63		5 15		10 10		12 24		36 17		77 16		15 5 10 200			

TOTAL FG%	1st Half: 14:34 41.2%	2nd Half: 17:29 58.6%</
-----------	-----------------------	-------------------------

2004-05 Individual Game Box Scores

2004-05 BYU Men's Basketball

BYU vs. Boise State – Game #7

12/08/04 7:05 p.m. at Provo, UT
VISITORS: Boise State University 4-3, 0-0 WAC

#	Player	totfg		3-pt		rebounds		pf	tp	a	to	blk	s	min	
		fg	fga	fga	fga	fta	fta								of
21	BLAKESBURN, Jer	4	14	0	4	1	2	2	6	3	9	4	3	0	35
25	BANKS, Tazarray	7	24	0	1	2	0	4	2	5	0	1	0	0	19
45	ELLS, Jason	9	16	0	2	4	5	10	4	20	2	4	1	0	26
05	KARL, Coby	4	11	2	7	0	1	1	2	4	10	7	2	2	33
35	HARRIS, Franco	4	9	4	8	0	0	3	2	12	2	3	0	0	27
04	ROBINSON, Seth	2	4	0	0	0	2	3	1	0	0	0	0	0	9
11	THOMPSON, McNeal	6	14	4	9	3	3	2	0	2	19	1	0	0	17
12	LLOYD, Kaneem	1	3	0	0	0	0	5	2	2	1	2	0	0	15
44	GANOUS, Kenney	0	1	0	0	0	1	2	3	2	0	0	0	0	9
TEAM				1		2									
Totals.....		30	74	10	28	7	13	14	25	39	22	7	14	3	2 200
TOTAL FG%	1st Half: 13-29 44.8%	2nd Half: 17-45 37.8%		Game: 40.5%		DEADB									
3-Pt. FG%	1st Half: 5-12 41.7%	2nd Half: 5-16 31.2%		Game: 35.7%		REBOUNDS									
F Throw %	1st Half: 0-2 .000	2nd Half: 7-11 .636		Game: 53.8%		1									

HOME TEAM: Brigham Young 2-5, 0-0 MWC

#	Player	totfg		3-pt		rebounds		pf	tp	a	to	blk	s	min	
		fg	fga	fga	fga	fta	fta								of
41	MEADS, Garner	1	1	0	0	2	2	0	3	3	4	4	2	1	0 14
52	JENSEN, Jared	3	9	0	7	8	2	3	5	1	13	1	0	0	2 25
01	HALL, Mike	3	12	3	5	6	2	7	9	2	21	5	1	0	0 38
10	NASHIF, Terry	0	2	0	1	2	0	1	0	1	0	1	0	0	17
23	BALDERSON, Jimmy	1	6	1	4	0	0	2	2	0	3	1	0	0	0 18
02	ROSE, Mike	6	9	6	9	1	2	3	3	3	11	9	3	0	0 23
03	YOUNG, Keena	4	6	0	0	3	4	5	8	2	11	2	1	1	20
13	AINGE, Austin	4	8	2	4	6	0	5	3	14	5	3	0	1	25
43	DAWES, Derek	1	3	0	0	1	0	3	3	2	2	0	2	1	0 14
54	MILES, Chris	1	1	0	0	0	1	1	1	2	0	2	2	1	0 6
TEAM				1		2									
Totals.....		28	57	11	21	23	31	8	35	43	16	9	15	4	5 200
TOTAL FG%	1st Half: 13-29 44.8%	2nd Half: 15-28 53.6%		Game: 49.1%		DEADB									
3-Pt. FG%	1st Half: 7-12 58.3%	2nd Half: 4-9 44.4%		Game: 52.4%		REBOUNDS									
F Throw %	1st Half: 6-8 75.0%	2nd Half: 4-7 57.1%		Game: 74.2%		4									

Officials: Scott Thornley, Mark Whitehead, Eddie Jackson
Technical fouls: Boise State University-None; Brigham Young-None.
Attendance: 8619
Score by Periods
Boise State University 31 46 77
Brigham Young 39 51 90
Points in the paint-BOISE 18.BY 27. Points off turnovers-BOISE 15.BY 19.
2nd chance points-BOISE 16.BY 17. Fast break points-BOISE 4.BY 12.
Bench points-BOISE 21.BY 48. Score tied-4 times. Lead changes-4 times.

BYU vs. Washington St. (Delta Crest) – Game #8

12/11/04 4:00 PM at Delta Crest, Salt Lake City, UT
VISITORS: Washington State University 4-3, 0-0 Pac-10

#	Player	totfg		3-pt		rebounds		pf	tp	a	to	blk	s	min	
		fg	fga	fga	fga	fta	fta								of
34	COMBELL, Robbie	1	2	1	1	0	0	2	2	4	3	0	0	0 12	
45	WHEIM, Jeff	2	8	0	4	6	3	11	1	8	3	5	0	1	32
14	HENRY, Chris	1	4	0	0	0	0	0	0	0	2	0	0	0 15	
02	LOW, Derrick	0	2	0	0	0	0	1	1	0	0	2	0	0 15	
11	KELATI, Thomas	5	9	3	6	2	3	2	5	7	15	3	0	1 34	
01	AKONGIN, Josh	3	8	3	4	0	0	1	1	0	9	0	1	0 14	
05	SCHLATTER, Chris	1	3	0	1	0	0	4	2	2	3	1	0	0 26	
12	GREEN, Randy	2	4	2	4	0	0	0	0	6	0	1	0	2 14	
22	GILL, Shami	0	5	0	0	1	2	3	5	2	1	0	2	0 22	
24	WEAVER, Kyle	0	0	0	0	0	0	0	0	0	1	0	0	0 2	
25	SIMMONS, Isaiah	1	2	1	1	0	0	0	0	0	3	0	0	0 7	
32	HARMELING, Dawn	0	2	0	1	0	0	1	1	0	1	0	0	0 7	
TEAM				2		4									
Totals.....		16	49	10	19	7	11	10	26	36	11	49	13	15	2 6 200
TOTAL FG%	1st Half: 7-22 31.8%	2nd Half: 9-27 33.3%		Game: 32.7%		DEADB									
3-Pt. FG%	1st Half: 3-7 42.9%	2nd Half: 6-12 58.3%		Game: 52.6%		REBOUNDS									
F Throw %	1st Half: 1-3 33.3%	2nd Half: 6-8 75.0%		Game: 63.6%		2									

HOME TEAM: Brigham Young 2-5, 0-0 MWC

#	Player	totfg		3-pt		rebounds		pf	tp	a	to	blk	s	min	
		fg	fga	fga	fga	fta	fta								of
23	BALDERSON, Jimmy	1	4	0	3	4	0	0	0	0	0	2	0	0 15	
41	MEADS, Garner	0	2	0	0	2	1	9	10	2	2	2	0	0 28	
52	JENSEN, Jared	0	1	0	0	0	0	0	0	0	0	1	0	1 6	
01	HALL, Mike	1	10	1	6	0	0	1	1	4	3	2	3	0 36	
10	NASHIF, Terry	0	1	0	1	0	0	0	0	1	0	0	0	0 6	
02	ROSE, Mike	6	13	3	9	0	0	2	3	15	1	2	3	0 25	
03	YOUNG, Keena	1	3	0	0	0	0	3	3	2	0	0	1	0 15	
13	AINGE, Austin	7	12	2	6	0	0	2	2	1	16	4	1	0 31	
20	BURGESS, Sam	0	0	0	0	0	0	0	0	1	0	1	0	0 4	
43	DAWES, Derek	1	1	0	0	4	7	3	4	7	1	6	1	1	0 25
54	MILES, Chris	1	1	0	0	0	0	1	1	2	1	1	0	0 9	
TEAM				1		3									
Totals.....		17	48	6	25	6	9	6	25	31	14	46	11	14	3 6 200
TOTAL FG%	1st Half: 10-26 38.5%	2nd Half: 7-22 31.8%		Game: 35.4%		DEADB									
3-Pt. FG%	1st Half: 4-14 28.6%	2nd Half: 2-11 18.2%		Game: 24.0%		REBOUNDS									
F Throw %	1st Half: 1-2 50.0%	2nd Half: 5-7 71.4%		Game: 66.7%		2									

Officials: Jim Danner, Tim Gabutero, Bill Gracey
Technical fouls: Washington State University-None; Brigham Young-None.
Attendance: 10293
Score by Periods
Washington State University 18 31 49
Brigham Young 25 21 46
Points in the paint-WASHST 6.BY 18. Points off turnovers-WASHST 4.BY 13.
2nd chance points-WASHST 6.BY 1. Fast break points-WASHST 0.BY 6.
Bench points-WASHST 21.BY 41. Score tied-3 times. Lead changes-4 times.

BYU vs. Utah State – Game #9

12/18/04 7:05 at Marriott Center, Provo, Utah
VISITORS: Utah State 7-2

#	Player	totfg		3-pt		rebounds		pf	tp	a	to	blk	s	min	
		fg	fga	fga	fga	fta	fta								of
04	HARRIS, Nate	7	8	0	0	2	4	0	6	6	1	16	1	1	36
25	NEL, John	1	3	0	0	0	1	2	3	1	2	0	1	0	15
32	NELSON, Spencer	9	13	1	2	7	6	5	11	3	26	7	6	0	1 28
02	PAK, David	3	7	2	3	0	1	0	2	2	4	8	3	2	0 16
20	CARROLL, Jaycee	7	14	4	7	3	4	0	5	5	2	1	4	1	0 32
01	CRANE, Marques	2	3	1	1	0	0	2	2	4	2	5	1	0	0 13
03	MATHEUS, Cass	0	4	0	0	0	0	1	2	1	0	0	0	0	12
05	COX, Robert	0	1	0	0	0	0	0	0	0	0	0	0	0	1
21	BROWN, Calvin	0	1	0	0	0	2	0	1	1	2	0	0	0	0 17
23	HUBER, Chris	1	2	1	2	0	0	0	0	0	2	3	2	1	0 13
30	WILLIAMS, Jason	0	2	0	2	2	4	2	3	5	0	2	0	1	1 13
31	MCVEY, Ian	0	1	0	0	1	1	0	1	0	1	0	1	1	0 4
TEAM				1		6									
Totals.....		30	59	9	18	15	24	18	28	46	18	84	22	15	4 8 200
TOTAL FG%	1st Half: 14-29 48.3%	2nd Half: 16-30 53.3%		Game: 50.8%		DEADB									
3-Pt. FG%	1st Half: 5-10 50.0%	2nd Half: 4-13 30.8%		Game: 30.8%		REBOUNDS									
F Throw %	1st Half: 8-9 88.9%	2nd Half: 7-16 43.8%		Game: 62.5%		2									

HOME TEAM: Brigham Young 2-7

#	Player	totfg		3-pt		rebounds		pf	tp	a	to	blk	s	min	
		fg	fga	fga	fga	fta	fta								of
23	BALDERSON, Jimmy	1	5	0	2	0	0	0	0	0	4	2	1	0	0 10
41	MEADS, Garner	2	5	0	0	0	0	0	0	1	5	4	1	0	1 23
43	DAWES, Derek	0	2	0	0	0	0	4	4	3	0	0	2	1	0 14
01	HALL, Mike	1	4	0	2	2	2	1	3	4	0	4	1	3	0 22
13	AINGE, Austin	6	9	3	5	6	8	0	2	2	0	21	3	4	0 31
02	ROSE, Mike	5	15	3	8	1	2	1	0	1	0	14	0	1	0 20
03	YOUNG, Keena	4	9	0	0	1	5	2	7	4	8	0	1	1	0 17
10	NASHIF, Terry	0	2	0	1	0	0	0	0	0	4	2	1	0	1 12
20	BURGESS, Sam	2	5	1	1	0	0	0	0	0	2	5	0	0	1 9
52	JENSEN, Jared	2	2	0	0	0	1	1	0	1	1	4	0	1	0 10
54	MILES, Chris	0	0	0	0	0	2	3	5	3	0	0	0	3	0 22
TEAM				1		3									
Totals.....		23	58	7	19	9	14	11	18	29	22	62	10	13	7 6 200
TOTAL FG%	1st Half: 9-24 37.5%	2nd Half: 14-34 41.2%		Game: 39.7%		DEADB									
3-Pt. FG%	1st Half: 3-6 50.0%	2nd Half: 4-13 30.8%		Game: 34.3%		REBOUNDS									
F Throw %	1st Half: 6-8 75.0%	2nd Half: 3-6 50.0%		Game: 66.8%		1									

Officials: Ronnie Hernandez, Shawn Lehig, Michael Irving
Technical fouls: Utah State-None; Brigham Young-None.
Attendance: 11610
Score by Periods
Utah State 41 43 84
Brigham Young

BYU vs. Santa Clara – Game #13

12/31/04 1:05 PM at Provo, UT
VISITORS: Santa Clara 7-8

#	Player	totfg		3-pt		rebounds		pf	tp	a	to	blk	s	min			
		fg	fga	fg	fga	ft	fta								of	de	tot
05	ANGLEY, Brody	* 4	9	3	5	0	0	2	2	4	3	11	3	3	0	28	
15	DENISON, Sean	* 0	2	0	0	2	2	1	2	3	3	2	1	1	0	10	
30	PERKINS, Daron	* 8	17	3	7	6	8	5	5	10	4	25	2	4	0	34	
40	ROHDE, Ethan	* 3	8	3	8	0	0	1	1	2	2	9	4	0	0	27	
41	NIESEN, Travis	* 3	7	0	0	1	2	3	5	5	6	6	2	0	0	19	
11	BAILEY, Kyle	5	10	3	5	1	2	0	1	1	2	14	2	0	0	22	
12	DOUGHERTY, Scott	0	1	0	1	0	0	0	0	0	3	0	1	0	0	10	
14	NEUBURGER, Graham	0	0	0	0	0	0	0	0	0	0	0	0	0	0	1	
21	HENKE, Mitch	0	0	0	0	0	0	0	1	1	0	0	0	0	0	3	
31	BORCHART, Scott	0	3	0	0	0	1	2	3	2	0	0	0	0	0	9	
34	PARHAM, Tristan	2	6	0	0	1	0	1	0	1	5	4	1	3	1	15	
43	LEGGE, Jordan	1	1	0	0	1	2	0	2	2	3	2	1	0	0	22	
TEAM						4		1									
Totals.....		26	64	12	26	10	16	19	18	37	31	74	16	17	1	5	200

TOTAL FG%	1st Half: 10-30 33.3%	2nd Half: 16-34 47.1%	Game: 40.6%	DEADBALL
3-Pt. FG%	1st Half: 4-10 40.0%	2nd Half: 8-16 50.0%	Game: 46.2%	REBOUNDS
F Throw %	1st Half: 4-7 57.1%	2nd Half: 6-9 66.7%	Game: 62.5%	0

HOME TEAM: Brigham Young 5-8

#	Player	totfg		3-pt		rebounds		pf	tp	a	to	blk	s	min			
		fg	fga	fg	fga	ft	fta								of	de	tot
03	YOUNG, Keena	f	0	0	0	2	2	0	3	3	1	2	0	1	0	14	
52	JENSEN, Jared	f	7	9	0	0	9	3	2	5	4	23	1	3	0	34	
43	DAWES, Derek	c	1	1	0	0	3	3	0	5	5	5	1	1	1	10	
01	HALL, Mike	g	3	7	1	3	3	0	1	1	4	10	2	3	1	27	
13	AINGE, Austin	g	2	8	1	5	4	4	0	7	7	1	9	7	5	0	37
02	ROSE, Mike	7	10	4	7	8	11	0	3	3	0	26	5	0	0	33	
10	NASHIF, Terry	0	1	0	1	0	0	0	0	0	0	0	0	0	0	2	
20	BURGESS, Sam	0	0	0	0	0	0	0	0	0	1	0	0	0	0	2	
23	BALDERSON, Jimmy	0	3	0	1	0	0	0	1	1	0	0	0	0	0	6	
54	MILES, Chris	4	7	0	0	4	4	2	1	3	4	12	3	0	0	17	
TEAM						2		2									
Totals.....		24	46	6	17	33	36	5	25	30	20	67	19	13	5	4	200

TOTAL FG%	1st Half: 8-24 33.3%	2nd Half: 16-32 72.7%	Game: 52.2%	DEADBALL
3-Pt. FG%	1st Half: 2-9 22.2%	2nd Half: 4-8 50.0%	Game: 35.3%	REBOUNDS
F Throw %	1st Half: 10-13 76.9%	2nd Half: 23-23 100%	Game: 91.7%	2

Officials: Jim Danner, Shawn Lehigh, Larry Spaulding

Technical fouls: Santa Clara-None, Brigham Young-None.

Attendance: 9534

Score by Periods	1st	2nd	Total
Santa Clara	28	46	74
Brigham Young	28	59	87

Points in the paint-STCL 26, BY 28. Points off turnovers-STCL 18, BY 18.
2nd chance points-STCL 19, BY 6. Fast break points-STCL 2, BY 8.
Bench points-STCL 21, BY 38. Score tied 6 times. Lead changes-10 times.

BYU @ Saint Mary's – Game #14

01/04/05 7:36 PM at Moraga, CA (McKean Pavilion)
VISITORS: Brigham Young 5-9

#	Player	totfg		3-pt		rebounds		pf	tp	a	to	blk	s	min			
		fg	fga	fg	fga	ft	fta								of	de	tot
01	HALL, Mike	* 5	10	2	4	0	0	2	2	2	2	12	1	1	0	35	
03	YOUNG, Keena	* 3	5	0	0	0	0	2	2	4	2	6	1	1	1	24	
13	AINGE, Austin	* 7	17	2	0	0	1	1	4	6	2	6	2	0	2	19	
43	DAWES, Derek	* 4	6	0	0	1	3	7	0	10	2	9	0	0	0	34	
52	JENSEN, Jared	* 1	3	0	0	0	0	2	5	7	3	2	1	3	0	25	
02	ROSE, Mike	2	5	2	3	0	0	3	3	1	6	2	3	0	0	16	
10	NASHIF, Terry	2	6	1	3	0	0	0	1	1	0	5	0	2	0	17	
12	REICHNER, Brock	0	0	0	0	0	0	0	0	0	0	0	0	0	0	2	
20	BURGESS, Sam	0	2	0	0	0	0	0	0	0	0	1	1	0	0	6	
23	BALDERSON, Jimmy	1	2	1	2	0	0	0	0	1	5	0	0	0	0	7	
54	MILES, Chris	0	5	0	0	0	0	2	2	4	0	0	0	1	1	15	
TEAM						2		2									
Totals.....		21	51	6	13	3	3	7	25	32	19	51	8	25	3	4	200

TOTAL FG%	1st Half: 12-26 46.2%	2nd Half: 9-25 36.0%	Game: 41.2%	DEADBALL
3-Pt. FG%	1st Half: 3-6 50.0%	2nd Half: 3-7 42.9%	Game: 46.2%	REBOUNDS
F Throw %	1st Half: 1-1 100%	2nd Half: 2-2 100%	Game: 100%	0

HOME TEAM: Saint Mary's (CA) 12-4

#	Player	totfg		3-pt		rebounds		pf	tp	a	to	blk	s	min			
		fg	fga	fg	fga	ft	fta								of	de	tot
02	ROWLAND, E.J.	* 2	7	1	2	1	3	0	2	2	1	6	7	3	0	29	
11	MARONEY, Paul	* 7	17	4	4	5	3	2	1	1	1	19	0	3	0	33	
14	KICKERT, Daniel	* 9	15	5	7	0	0	3	3	6	2	23	2	0	0	29	
21	WALBERG, Jason	* 0	3	0	0	3	2	0	2	2	1	2	4	2	1	29	
32	SANDERS, Jonathan	* 4	6	0	0	1	1	5	6	2	8	0	1	0	2	26	
00	BOND, Erik	0	1	0	0	0	0	0	0	0	0	0	0	0	0	1	
03	DeSAlva, Rafael	0	0	0	0	0	0	0	0	0	0	2	1	0	0	4	
05	RHALIMI, Reda	1	1	0	0	0	0	0	0	0	0	2	0	0	0	1	
10	WADDY, Daniel	0	0	0	0	0	0	0	0	0	1	0	0	1	0	2	
23	COLLINS, Brett	2	6	0	1	0	1	1	1	2	4	0	0	1	0	15	
24	GOLDEN, Todd	0	0	0	0	0	0	0	0	0	0	0	0	0	0	2	
33	SHOLBERG, Blake	0	0	0	0	0	2	2	1	0	0	0	0	0	0	7	
50	AQUIMANUQU, Frederic	3	7	0	1	2	3	5	5	10	2	8	3	2	0	1	22
TEAM						3		4									
Totals.....		28	63	7	18	9	17	23	38	13	72	18	16	2	12	200	

TOTAL FG%	1st Half: 11-30 36.7%	2nd Half: 17-33 51.5%	Game: 44.4%	DEADBALL
3-Pt. FG%	1st Half: 3-8 37.5%	2nd Half: 4-10 40.0%	Game: 38.9%	REBOUNDS
F Throw %	1st Half: 6-11 54.5%	2nd Half: 3-6 50.0%	Game: 52.9%	3

Officials: Mark Reischling, Tim Gaburtero, Bruce Hicks

Technical fouls: Brigham Young-MILES, Chris. Saint Mary's (CA)-None.

Attendance: 2643

Score by Periods	1st	2nd	Total
Brigham Young	28	23	51
Saint Mary's (CA)	31	41	72

Points in the paint-BY 14, SMC 36. Points off turnovers-BY 16, SMC 35.
2nd chance points-BY 4, SMC 16. Fast break points-BY 0, SMC 12.
Bench points-BY 16, SMC 14. Score tied 9 times. Lead changes-9 times.

BYU vs. San Diego State – Game #15

01/08/05 7:05 PM at Marriott Center, Provo, UT
VISITORS: San Diego State 7-7, 1-0

#	Player	totfg		3-pt		rebounds		pf	tp	a	to	blk	s	min			
		fg	fga	fg	fga	ft	fta								of	de	tot
20	DAVIS, Trinaime	f	2	6	0	0	0	0	3	0	3	0	3	0	0	19	
42	SLAUGHTER, Marcus	f	6	17	1	5	4	6	1	5	6	3	17	2	0	34	
50	CAMARA, Mohamed	c	0	1	0	0	0	0	1	2	2	0	0	1	1	15	
01	HEATH, Brandon	g	5	16	0	3	1	3	0	2	2	0	11	2	5	0	32
11	SMITH, Tyler	g	0	0	0	0	0	0	0	2	2	0	1	0	0	0	1
00	JOHNSON, Tommy	0	1	0	0	0	0	0	0	1	1	1	0	1	0	0	20
03	WALTON, Chris	6	8	0	2	0	0	3	3	6	1	12	1	1	0	30	
15	SHAPPER, John	2	4	1	2	0	0	0	0	0	0	0	5	1	1	0	18
21	THOMAS, Matt	0	3	0	0	1	2	0	0	0	0	1	1	1	0	1	8
33	MANKER, Chris	4	6	0	2	1	1	1	5	6	4	9	3	1	0	1	21
TEAM						3		5									
Totals.....		25	62	2	14	7	12	11	22	33	16	59	17	12	2	8	200

2004-05 BYU Season Stats
 BYU Cougars Combined Team Statistics (as of Jan 11, 2005)
 All games

RECORD :	OVERALL	HOME	AWAY	NEUTRAL
ALL GAMES	(6-10)	(4-4)	(1-3)	(1-3)
CONFERENCE	(0-1)	(0-1)	(0-0)	(0-0)
NON-CONFERENCE	(6-9)	(4-3)	(1-3)	(1-3)

##	Player	GP-GS	Min--Avg	---TOTAL---		---3-PTS---		FT-FTA	Pct	---REBOUNDS---				PF	FO	A	TO	Blk	Stl	Pts	Avg								
				FG-FGA	Pct	3FG-FGA	Pct			Off	Def	Tot	Avg																
01	HALL, Mike.....	16-16	527 32.9	78-183	.426	29-78	.372	34-41	.829	24	41	65	4.1	30	0	36	33	3	20	219	13.7								
02	ROSE, Mike.....	16-6	331 20.7	53-119	.445	39-87	.448	14-23	.609	1	30	31	1.9	21	0	20	18	1	7	159	9.9								
52	JENSEN, Jared.....	16-15	387 24.2	56-94	.596	0-0	.000	46-52	.885	27	37	64	4.0	41	0	10	27	2	10	158	9.9								
13	AINGE, Austin.....	16-9	395 24.7	52-112	.464	22-55	.400	23-29	.793	2	42	44	2.8	27	0	58	56	0	22	149	9.3								
03	YOUNG, Keena.....	16-9	338 21.1	40-86	.465	0-3	.000	20-29	.690	38	53	91	5.7	25	0	13	11	13	9	100	6.3								
23	BALDERSON, Jimmy...	11-3	128 11.6	19-46	.413	9-24	.375	13-19	.684	0	9	9	0.8	10	0	10	11	0	2	60	5.5								
41	MEADS, Garner.....	11-8	226 20.5	20-48	.417	0-1	.000	17-23	.739	19	43	62	5.6	32	1	8	19	5	5	57	5.2								
43	DAWES, Derek.....	15-4	259 17.3	24-54	.444	0-0	.000	25-38	.658	22	55	77	5.1	28	1	5	19	13	2	73	4.9								
54	MILES, Chris.....	15-2	177 11.8	16-46	.348	0-0	.000	7-8	.875	14	19	33	2.2	24	0	9	8	14	4	39	2.6								
20	BURGESS, Sam.....	14-1	124 8.9	11-45	.244	6-21	.286	8-9	.889	4	9	13	0.9	24	0	6	12	3	7	36	2.6								
10	NASHIF, Terry.....	16-7	230 14.4	14-47	.298	7-27	.259	3-4	.750	0	24	24	1.5	15	0	33	25	1	9	38	2.4								
05	REISMAN, Joshua....	1-0	5 5.0	1-1	1.000	0-0	.000	0-0	.000	0	0	0	0.0	2	0	0	1	0	0	2	2.0								
12	REICHNER, Brock....	4-0	13 3.3	3-5	.600	1-2	.500	0-2	.000	1	2	3	0.8	2	0	1	1	0	0	7	1.8								
04	BURGESS, Joshua....	2-0	9 4.5	1-2	.500	1-1	1.000	0-0	.000	0	1	1	0.5	0	0	1	0	0	0	3	1.5								
44	PLAISTED, Trent....	5-0	44 8.8	0-3	.000	0-0	.000	3-6	.500	2	6	8	1.6	2	0	1	2	0	0	3	0.6								
34	BURGESS, David....	2-0	7 3.5	0-1	.000	0-0	.000	0-0	.000	0	0	0	0.0	2	0	0	0	0	1	0	0.0								
TEAM.....											24	28	52	3.3	0			4											
Total.....		16	3200	388-892	.435	114-299	.381	213-283	.753	178	399	577	36.1	285	2	211	247	55	98	1103	68.9								
Opponents.....		16	3200	401-957	.419	113-328	.345	184-277	.664	214	362	576	36.0	282	-	235	229	45	118	1099	68.7								

TEAM STATISTICS	BY	OPP	DATE	OPPONENT	W/L	SCORE	ATTEND	
SCORING.....	1103	1099	11-22-04	vs North Carolina	L	50-86	2500	
Points per game.....	68.9	68.7	11-23-04	vs Stanford	L	53-62	2500	
Scoring margin.....	+0.3	-	11-24-04	vs Chaminade	W	77-56	2500	
FIELD GOALS-ATT.....	388-892	401-957	11/27/04	CALIFORNIA	L	64-67	9857	
Field goal pct.....	.435	.419	12/01/04	at Utah State	L	57-71	9620	
3 POINT FG-ATT.....	114-299	113-328	12/04/04	at USC	L	82-87	2163	
3-point FG pct.....	.381	.345	12/08/04	BOISE STATE UNIVERSITY	W	90-77	8619	
3-pt FG made per game..	7.1	7.1	12/11/04	vs Washington State University	L	46-49	10283	
FREE THROWS-ATT.....	213-283	184-277	12/18/04	UTAH STATE	L	62-84	11610	
Free throw pct.....	.753	.664	12/21/04	NORTH CAROLINA STATE	L	61-72	9390	
REBOUNDS.....	577	576	12-23-04	at Weber State	W	79-61	7043	
Rebounds per game.....	36.1	36.0	12/28/04	SOUTHERN UTAH UNIVERSITY	W	77-52	10239	
Rebounding margin.....	+0.1	-	12/31/04	SANTA CLARA	W	87-74	9534	
ASSISTS.....	211	235	01/04/05	at Saint Mary's (CA)	L	51-72	2643	
Assists per game.....	13.2	14.7	*01/08/05	SAN DIEGO STATE	L	57-59	12633	
TURNOVERS.....	247	229	01/11/05	MONTANA STATE-BILLINGS	W	110-70	9506	
Turnovers per game.....	15.4	14.3						
Turnover margin.....	-1.1	-						
Assist/turnover ratio..	0.9	1.0						
STEALS.....	98	118						
Steals per game.....	6.1	7.4						
BLOCKS.....	55	45						
Blocks per game.....	3.4	2.8						
WINNING STREAK.....	1	-						
Home win streak.....	1	-						
ATTENDANCE.....	81388	39252						
Home games-Avg/Game....	8-10174	4-5367						
Neutral site-Avg/Game..	-	4-4446						

SCORE BY PERIODS:	1st	2nd	Total
BYU Cougars.....	495	608	- 1103
Opponents.....	506	593	- 1099

2004-05 BYU Season Stats
 BYU Cougars Combined Team Statistics (as of Jan 08, 2005)
 Conference games

RECORD :	OVERALL	HOME	AWAY	NEUTRAL
ALL GAMES	(0-1)	(0-1)	(0-0)	(0-0)
CONFERENCE	(0-1)	(0-1)	(0-0)	(0-0)
NON-CONFERENCE	(0-0)	(0-0)	(0-0)	(0-0)

## Player	GP-GS	Min--Avg	---TOTAL---		---3-PTS---		FT-FTA	Pct	---REBOUNDS---				PF	FO	A	TO	Blk	Stl	Pts	Avg
			FG-FGA	Pct	3FG-FGA	Pct			Off	Def	Tot	Avg								
01 HALL, Mike.....	1-1	36 36.0	3-12	.250	2-7	.286	8-8	1.000	3	3	6	6.0	1	0	1	4	0	0	16	16.0
52 JENSEN, Jared.....	1-1	31 31.0	3-4	.750	0-0	.000	4-4	1.000	4	3	7	7.0	1	0	0	1	0	1	10	10.0
13 AINGE, Austin.....	1-1	38 38.0	4-11	.364	0-3	.000	1-3	.333	1	5	6	6.0	1	0	5	5	0	4	9	9.0
54 MILES, Chris.....	1-1	25 25.0	4-12	.333	0-0	.000	0-0	.000	3	2	5	5.0	2	0	0	1	1	0	8	8.0
02 ROSE, Mike.....	1-1	36 36.0	3-10	.300	1-7	.143	0-0	.000	0	6	6	6.0	3	0	2	1	0	0	7	7.0
41 MEADS, Garner.....	1-0	12 12.0	2-3	.667	0-0	.000	1-2	.500	2	4	6	6.0	2	0	0	2	0	0	5	5.0
23 BALDERSON, Jimmy...	1-0	6 6.0	1-2	.500	0-1	.000	0-0	.000	0	1	1	1.0	0	0	0	2	0	0	2	2.0
20 BURGESS, Sam.....	1-0	2 2.0	0-1	.000	0-1	.000	0-0	.000	0	1	1	1.0	1	0	0	1	0	0	0	0.0
43 DAWES, Derek.....	1-0	8 8.0	0-2	.000	0-0	.000	0-0	.000	2	1	3	3.0	2	0	0	0	0	0	0	0.0
10 NASHIF, Terry.....	1-0	2 2.0	0-0	.000	0-0	.000	0-0	.000	0	0	0	0.0	0	0	0	0	0	0	0	0.0
03 YOUNG, Keena.....	1-0	4 4.0	0-0	.000	0-0	.000	0-0	.000	0	1	1	1.0	0	0	0	0	0	0	0	0.0
TEAM.....										3	2	5	5.0	0		0				

Total.....	1	200	20-57	.351	3-19	.158	14-17	.824	18	29	47	47.0	13	0	8	17	1	5	57	57.0
Opponents.....	1	200	25-62	.403	2-14	.143	7-12	.583	11	22	33	33.0	16	-	17	12	2	8	59	59.0

TEAM STATISTICS	BY	OPP	DATE	OPPONENT	W/L	SCORE	ATTEND
SCORING.....	57	59	*01/08/05	SAN DIEGO STATE	L	57-59	12633
Points per game.....	57.0	59.0					
Scoring margin.....	-2.0	-					
FIELD GOALS-ATT.....	20-57	25-62					
Field goal pct.....	.351	.403					
3 POINT FG-ATT.....	3-19	2-14					
3-point FG pct.....	.158	.143					
3-pt FG made per game..	3.0	2.0					
FREE THROWS-ATT.....	14-17	7-12					
Free throw pct.....	.824	.583					
REBOUNDS.....	47	33					
Rebounds per game.....	47.0	33.0					
Rebounding margin.....	+14.0	-					
ASSISTS.....	8	17					
Assists per game.....	8.0	17.0					
TURNOVERS.....	17	12					
Turnovers per game.....	17.0	12.0					
Turnover margin.....	-5.0	-					
Assist/turnover ratio..	0.5	1.4					
STEALS.....	5	8					
Steals per game.....	5.0	8.0					
BLOCKS.....	1	2					
Blocks per game.....	1.0	2.0					
WINNING STREAK.....	0	-					
Home win streak.....	0	-					
ATTENDANCE.....	12633	0					
Home games-Avg/Game...	1-12633	0-0					
Neutral site-Avg/Game..	-	0-0					

SCORE BY PERIODS:	1st	2nd	Total
BYU Cougars.....	28	29	57
Opponents.....	19	40	59

2004-05 BYU Season Stats
 BYU Cougars Combined Team Statistics (as of Jan 11, 2005)
 Home games

RECORD :	OVERALL	HOME	AWAY	NEUTRAL
ALL GAMES	(4-4)	(4-4)	(0-0)	(0-0)
CONFERENCE	(0-1)	(0-1)	(0-0)	(0-0)
NON-CONFERENCE	(4-3)	(4-3)	(0-0)	(0-0)

## Player	GP-GS	Min--Avg	---TOTAL---		---3-PTS---		FT-FTA	Pct	---REBOUNDS---				PF	FO	A	TO	Blk	Stl	Pts	Avg
			FG-FGA	Pct	3FG-FGA	Pct			Off	Def	Tot	Avg								
01 HALL, Mike.....	8-8	253 31.6	40-87	.460	10-32	.313	28-32	.875	14	23	37	4.6	12	0	18	16	1	8	118	14.8
02 ROSE, Mike.....	8-3	207 25.9	34-74	.459	25-54	.463	11-17	.647	1	19	20	2.5	11	0	14	7	1	4	104	13.0
52 JENSEN, Jared.....	8-7	206 25.8	30-51	.588	0-0	.000	34-37	.919	16	17	33	4.1	20	0	4	10	1	5	94	11.8
13 AINGE, Austin.....	8-6	225 28.1	27-62	.435	13-29	.448	21-27	.778	1	29	30	3.8	13	0	41	28	0	12	88	11.0
03 YOUNG, Keena.....	8-4	145 18.1	17-40	.425	0-0	.000	11-17	.647	20	25	45	5.6	13	0	6	5	6	4	45	5.6
41 MEADS, Garner.....	5-3	85 17.0	9-19	.474	0-0	.000	6-8	.750	7	15	22	4.4	14	1	4	4	1	2	24	4.8
23 BALDERSON, Jimmy...	6-2	70 11.7	10-24	.417	2-9	.222	5-8	.625	0	7	7	1.2	6	0	6	6	0	2	27	4.5
54 MILES, Chris.....	8-2	132 16.5	13-35	.371	0-0	.000	5-6	.833	9	12	21	2.6	15	0	8	6	12	2	31	3.9
43 DAWES, Derek.....	7-2	109 15.6	8-24	.333	0-0	.000	10-16	.625	9	26	35	5.0	14	1	2	10	8	1	26	3.7
12 REICHNER, Brock....	2-0	10 5.0	3-5	.600	1-2	.500	0-2	.000	1	2	3	1.5	2	0	1	0	0	0	7	3.5
20 BURGESS, Sam.....	7-1	55 7.9	5-20	.250	4-11	.364	8-9	.889	3	4	7	1.0	15	0	4	5	0	5	22	3.1
10 NASHIF, Terry.....	8-2	92 11.5	7-21	.333	4-12	.333	1-2	.500	0	14	14	1.8	4	0	12	6	0	5	19	2.4
04 BURGESS, Joshua....	2-0	9 4.5	1-2	.500	1-1	1.000	0-0	.000	0	1	1	0.5	0	0	1	0	0	0	3	1.5
34 BURGESS, David.....	1-0	2 2.0	0-0	.000	0-0	.000	0-0	.000	0	0	0	0.0	0	0	0	0	0	0	0	0.0
TEAM.....										14	11	25	3.1	0		0				

Total.....	8	1600	204-464	.440	60-150	.400	140-181	.773	95	205	300	37.5	139	2	121	103	30	50	608	76.0
Opponents.....	8	1600	205-494	.415	61-174	.351	84-132	.636	119	186	305	38.1	160	-	117	120	26	51	555	69.4

TEAM STATISTICS	BY	OPP	DATE	OPPONENT	W/L	SCORE	ATTEND
SCORING.....	608	555	11/27/04	CALIFORNIA	L	64-67	9857
Points per game.....	76.0	69.4	12/08/04	BOISE STATE UNIVERSITY	W	90-77	8619
Scoring margin.....	+6.6	-	12/18/04	UTAH STATE	L	62-84	11610
FIELD GOALS-ATT.....	204-464	205-494	12/21/04	NORTH CAROLINA STATE	L	61-72	9390
Field goal pct.....	.440	.415	12/28/04	SOUTHERN UTAH UNIVERSITY	W	77-52	10239
3 POINT FG-ATT.....	60-150	61-174	12/31/04	SANTA CLARA	W	87-74	9534
3-point FG pct.....	.400	.351	*01/08/05	SAN DIEGO STATE	L	57-59	12633
3-pt FG made per game..	7.5	7.6	01/11/05	MONTANA STATE-BILLINGS	W	110-70	9506
FREE THROWS-ATT.....	140-181	84-132					
Free throw pct.....	.773	.636					
REBOUNDS.....	300	305					
Rebounds per game.....	37.5	38.1					
Rebounding margin.....	-0.6	-					
ASSISTS.....	121	117					
Assists per game.....	15.1	14.6					
TURNOVERS.....	103	120					
Turnovers per game.....	12.9	15.0					
Turnover margin.....	+2.1	-					
Assist/turnover ratio..	1.2	1.0					
STEALS.....	50	51					
Steals per game.....	6.3	6.4					
BLOCKS.....	30	26					
Blocks per game.....	3.8	3.3					
WINNING STREAK.....	1	-					
Home win streak.....	1	-					
ATTENDANCE.....	81388	0					
Home games-Avg/Game....	8-10174	0-0					
Neutral site-Avg/Game..	-	0-0					

SCORE BY PERIODS:	1st	2nd	Total
-----	-----	-----	-----
BYU Cougars.....	258	350	- 608
Opponents.....	252	303	- 555

2004-05 BYU Season Stats
 BYU Cougars Combined Team Statistics (as of Jan 05, 2005)
 Away games

RECORD :	OVERALL	HOME	AWAY	NEUTRAL
ALL GAMES	(1-3)	(0-0)	(1-3)	(0-0)
CONFERENCE	(0-0)	(0-0)	(0-0)	(0-0)
NON-CONFERENCE	(1-3)	(0-0)	(1-3)	(0-0)

## Player	GP-GS	Min--Avg	---TOTAL---		---3-PTS---		FT-FTA	Pct	---REBOUNDS---				PF	FO	A	TO	Blk	Stl	Pts	Avg
			FG-FGA	Pct	3FG-FGA	Pct			Off	Def	Tot	Avg								
01 HALL, Mike.....	4-4	142 35.5	26-51	.510	13-24	.542	2-3	.667	4	7	11	2.8	7	0	9	8	1	4	67	16.8
13 AINGE, Austin.....	4-3	95 23.8	15-31	.484	5-15	.333	2-2	1.000	1	6	7	1.8	8	0	10	16	0	9	37	9.3
23 BALDERSON, Jimmy...	4-0	43 10.8	9-18	.500	7-12	.583	8-11	.727	0	2	2	0.5	4	0	4	3	0	0	33	8.3
52 JENSEN, Jared.....	4-4	100 25.0	13-23	.565	0-0	.000	3-3	1.000	6	15	21	5.3	11	0	5	10	1	2	29	7.3
41 MEADS, Garner.....	3-2	69 23.0	7-14	.500	0-1	.000	6-10	.600	6	10	16	5.3	9	0	1	6	2	1	20	6.7
43 DAWES, Derek.....	4-2	87 21.8	9-18	.500	0-0	.000	8-11	.727	7	12	19	4.8	8	0	1	4	2	0	26	6.5
03 YOUNG, Keena.....	4-4	110 27.5	10-19	.526	0-1	.000	4-4	1.000	9	14	23	5.8	9	0	7	5	5	3	24	6.0
02 ROSE, Mike.....	4-0	45 11.3	7-15	.467	7-11	.636	1-2	.500	0	6	6	1.5	7	0	2	4	0	0	22	5.5
10 NASHIF, Terry.....	4-1	58 14.5	2-10	.200	1-6	.167	0-0	.000	0	4	4	1.0	3	0	11	7	0	1	5	1.3
54 MILES, Chris.....	4-0	28 7.0	2-9	.222	0-0	.000	0-0	.000	1	4	5	1.3	7	0	0	0	1	2	4	1.0
20 BURGESS, Sam.....	3-0	16 5.3	1-4	.250	0-0	.000	0-0	.000	0	1	1	0.3	0	0	1	2	0	0	2	0.7
12 REICHNER, Brock....	1-0	2 2.0	0-0	.000	0-0	.000	0-0	.000	0	0	0	0.0	0	0	0	0	0	0	0	0.0
44 PLAISTED, Trent....	2-0	5 2.5	0-0	.000	0-0	.000	0-0	.000	0	1	1	0.5	1	0	0	0	0	0	0	0.0
TEAM.....									5	8	13	3.3	0		4					

Total.....	4	800	101-212	.476	33-70	.471	34-46	.739	39	90	129	32.2	74	0	51	69	12	22	269	67.2
Opponents.....	4	800	107-237	.451	26-75	.347	51-73	.699	51	78	129	32.2	55	-	61	50	8	31	291	72.8

TEAM STATISTICS	BY	OPP	DATE	OPPONENT	W/L	SCORE	ATTEND
SCORING.....	269	291	12/01/04	at Utah State	L	57-71	9620
Points per game.....	67.2	72.8	12/04/04	at USC	L	82-87	2163
Scoring margin.....	-5.5	-	12-23-04	at Weber State	W	79-61	7043
FIELD GOALS-ATT.....	101-212	107-237	01/04/05	at Saint Mary's (CA)	L	51-72	2643
Field goal pct.....	.476	.451					
3 POINT FG-ATT.....	33-70	26-75					
3-point FG pct.....	.471	.347					
3-pt FG made per game..	8.3	6.5					
FREE THROWS-ATT.....	34-46	51-73					
Free throw pct.....	.739	.699					
REBOUNDS.....	129	129					
Rebounds per game.....	32.2	32.2					
Rebounding margin.....	+0.0	-					
ASSISTS.....	51	61					
Assists per game.....	12.8	15.3					
TURNOVERS.....	69	50					
Turnovers per game.....	17.3	12.5					
Turnover margin.....	-4.7	-					
Assist/turnover ratio..	0.7	1.2					
STEALS.....	22	31					
Steals per game.....	5.5	7.8					
BLOCKS.....	12	8					
Blocks per game.....	3.0	2.0					
WINNING STREAK.....	0	-					
Home win streak.....	0	-					
ATTENDANCE.....	0	21469					
Home games-Avg/Game....	0-0	4-5367					
Neutral site-Avg/Game..	-	0-0					

SCORE BY PERIODS:	1st	2nd	Total
BYU Cougars.....	136	133	-
Opponents.....	139	152	-

2004-05 BYU Season Stats
 BYU Cougars Combined Team Statistics (as of Jan 05, 2005)
 Neutral site games

RECORD :	OVERALL	HOME	AWAY	NEUTRAL
ALL GAMES	(1-3)	(0-0)	(0-0)	(1-3)
CONFERENCE	(0-0)	(0-0)	(0-0)	(0-0)
NON-CONFERENCE	(1-3)	(0-0)	(0-0)	(1-3)

## Player	GP-GS	Min--Avg	---TOTAL---			---3-PTS---		---REBOUNDS---				PF	FO	A	TO	Blk	Stl	Pts	Avg	
			FG-FGA	Pct	3FG-FGA	Pct	FT-FTA	Pct	Off	Def	Tot									Avg
52 JENSEN, Jared.....	4-4	81 20.3	13-20	.650	0-0	.000	9-12	.750	5	5	10	2.5	10	0	1	7	0	3	35	8.8
01 HALL, Mike.....	4-4	132 33.0	12-45	.267	6-22	.273	4-6	.667	6	11	17	4.3	11	0	9	9	1	8	34	8.5
02 ROSE, Mike.....	4-3	79 19.8	12-30	.400	7-22	.318	2-4	.500	0	5	5	1.3	3	0	4	7	0	3	33	8.3
03 YOUNG, Keena.....	4-1	83 20.8	13-27	.481	0-2	.000	5-8	.625	9	14	23	5.8	3	0	0	1	2	2	31	7.8
13 AINGE, Austin.....	4-0	75 18.8	10-19	.526	4-11	.364	0-0	.000	0	7	7	1.8	6	0	7	12	0	1	24	6.0
43 DAWES, Derek.....	4-0	63 15.8	7-12	.583	0-0	.000	7-11	.636	6	17	23	5.8	6	0	2	5	3	1	21	5.3
41 MEADS, Garner.....	3-3	72 24.0	4-15	.267	0-0	.000	5-5	1.000	6	18	24	8.0	9	0	3	9	2	2	13	4.3
10 NASHIF, Terry.....	4-4	80 20.0	5-16	.313	2-9	.222	2-2	1.000	0	6	6	1.5	8	0	10	12	1	3	14	3.5
20 BURGESS, Sam.....	4-0	53 13.3	5-21	.238	2-10	.200	0-0	.000	1	4	5	1.3	9	0	1	5	3	2	12	3.0
05 REISMAN, Joshua....	1-0	5 5.0	1-1	1.000	0-0	.000	0-0	.000	0	0	0	0.0	2	0	0	1	0	0	2	2.0
54 MILES, Chris.....	3-0	17 5.7	1-2	.500	0-0	.000	2-2	1.000	4	3	7	2.3	2	0	1	2	1	0	4	1.3
44 PLAISTED, Trent....	3-0	39 13.0	0-3	.000	0-0	.000	3-6	.500	2	5	7	2.3	1	0	1	2	0	0	3	1.0
12 REICHNER, Brock....	1-0	1 1.0	0-0	.000	0-0	.000	0-0	.000	0	0	0	0.0	0	0	0	1	0	0	0	0.0
23 BALDERSON, Jimmy...	1-1	15 15.0	0-4	.000	0-3	.000	0-0	.000	0	0	0	0.0	0	0	0	2	0	0	0	0.0
34 BURGESS, David.....	1-0	5 5.0	0-1	.000	0-0	.000	0-0	.000	0	0	0	0.0	2	0	0	0	0	1	0	0.0
TEAM.....										5	9	14	3.5	0		0				
Total.....	4	800	83-216	.384	21-79	.266	39-56	.696	44	104	148	37.0	72	0	39	75	13	26	226	56.5
Opponents.....	4	800	89-226	.394	26-79	.329	49-72	.681	44	98	142	35.5	67	-	57	59	11	36	253	63.2

TEAM STATISTICS	BY	OPP	DATE	OPPONENT	W/L	SCORE	ATTEND
SCORING.....	226	253	11-22-04	vs North Carolina	L	50-86	2500
Points per game.....	56.5	63.2	11-23-04	vs Stanford	L	53-62	2500
Scoring margin.....	-6.7	-	11-24-04	vs Chaminade	W	77-56	2500
FIELD GOALS-ATT.....	83-216	89-226	12/11/04	vs Washington State University	L	46-49	10283
Field goal pct.....	.384	.394					
3 POINT FG-ATT.....	21-79	26-79					
3-point FG pct.....	.266	.329					
3-pt FG made per game..	5.3	6.5					
FREE THROWS-ATT.....	39-56	49-72					
Free throw pct.....	.696	.681					
REBOUNDS.....	148	142					
Rebounds per game.....	37.0	35.5					
Rebounding margin.....	+1.5	-					
ASSISTS.....	39	57					
Assists per game.....	9.8	14.3					
TURNOVERS.....	75	59					
Turnovers per game....	18.8	14.8					
Turnover margin.....	-4.0	-					
Assist/turnover ratio..	0.5	1.0					
STEALS.....	26	36					
Steals per game.....	6.5	9.0					
BLOCKS.....	13	11					
Blocks per game.....	3.3	2.8					
WINNING STREAK.....	0	-					
Home win streak.....	0	-					
ATTENDANCE.....	0	17783					
Home games-Avg/Game...	0-0	0-0					
Neutral site-Avg/Game..	-	4-4446					

SCORE BY PERIODS:	1st	2nd	Total
BYU Cougars.....	101	125	- 226
Opponents.....	115	138	- 253

2004-05 BYU Season Stats
 BYU Cougars Combined Team Statistics (as of Jan 11, 2005)
 Games won

RECORD :	OVERALL	HOME	AWAY	NEUTRAL
ALL GAMES	(6-0)	(4-0)	(1-0)	(1-0)
CONFERENCE	(0-0)	(0-0)	(0-0)	(0-0)
NON-CONFERENCE	(6-0)	(4-0)	(1-0)	(1-0)

## Player	GP-GS	Min--Avg	---TOTAL---		---3-PTS---		FT-FTA	Pct	---REBOUNDS---				PF	FO	A	TO	Blk	Stl	Pts	Avg
			FG-FGA	Pct	3FG-FGA	Pct			Off	Def	Tot	Avg								
01 HALL, Mike.....	6-6	201 33.5	35-60	.583	11-23	.478	13-15	.867	11	16	27	4.5	9	0	20	13	1	8	94	15.7
52 JENSEN, Jared.....	6-6	148 24.7	31-48	.646	0-0	.000	24-25	.960	14	16	30	5.0	19	0	5	9	0	3	86	14.3
02 ROSE, Mike.....	6-3	126 21.0	25-43	.581	19-33	.576	9-13	.692	0	9	9	1.5	2	0	13	5	1	1	78	13.0
13 AINGE, Austin.....	6-4	164 27.3	19-42	.452	10-21	.476	10-12	.833	1	24	25	4.2	13	0	30	16	0	10	58	9.7
03 YOUNG, Keena.....	6-4	143 23.8	22-38	.579	0-0	.000	13-18	.722	13	20	33	5.5	11	0	5	4	6	5	57	9.5
41 MEADS, Garner.....	3-2	62 20.7	7-14	.500	0-1	.000	7-8	.875	4	16	20	6.7	8	0	3	4	0	0	21	7.0
43 DAWES, Derek.....	5-2	92 18.4	11-25	.440	0-0	.000	12-18	.667	3	22	25	5.0	11	1	4	7	6	2	34	6.8
23 BALDERSON, Jimmy...	5-1	54 10.8	8-17	.471	2-6	.333	5-8	.625	0	7	7	1.4	2	0	5	3	0	2	23	4.6
54 MILES, Chris.....	6-0	57 9.5	8-19	.421	0-0	.000	7-8	.875	4	4	8	1.3	10	0	8	2	6	2	23	3.8
20 BURGESS, Sam.....	5-0	59 11.8	5-19	.263	4-10	.400	5-6	.833	3	4	7	1.4	12	0	4	5	3	5	19	3.8
10 NASHIF, Terry.....	6-2	66 11.0	6-12	.500	2-4	.500	1-2	.500	0	10	10	1.7	2	0	7	4	1	5	15	2.5
12 REICHNER, Brock....	3-0	11 3.7	3-5	.600	1-2	.500	0-2	.000	1	2	3	1.0	2	0	1	1	0	0	7	2.3
05 REISMAN, Joshua....	1-0	5 5.0	1-1	1.000	0-0	.000	0-0	.000	0	0	0	0.0	2	0	0	1	0	0	2	2.0
04 BURGESS, Joshua....	2-0	9 4.5	1-2	.500	1-1	1.000	0-0	.000	0	1	1	0.5	0	0	1	0	0	0	3	1.5
44 PLAISTED, Trent....	1-0	3 3.0	0-1	.000	0-0	.000	0-0	.000	0	0	0	0.0	0	0	0	0	0	0	0	0.0
TEAM.....										5	6	11	1.8	0		1				
Total.....	6	1200	182-346	.526	50-101	.495	106-135	.785	59	157	216	36.0	103	1	106	75	24	43	520	86.7
Opponents.....	6	1200	140-361	.388	53-143	.371	57-87	.655	85	119	204	34.0	123	-	80	104	16	32	390	65.0

TEAM STATISTICS	BY	OPP	DATE	OPPONENT	W/L	SCORE	ATTEND
SCORING.....	520	390	11-24-04	vs Chaminade	W	77-56	2500
Points per game.....	86.7	65.0	12/08/04	BOISE STATE UNIVERSITY	W	90-77	8619
Scoring margin.....	+21.7	-	12-23-04	at Weber State	W	79-61	7043
FIELD GOALS-ATT.....	182-346	140-361	12/28/04	SOUTHERN UTAH UNIVERSITY	W	77-52	10239
Field goal pct.....	.526	.388	12/31/04	SANTA CLARA	W	87-74	9534
3 POINT FG-ATT.....	50-101	53-143	01/11/05	MONTANA STATE-BILLINGS	W	110-70	9506
3-point FG pct.....	.495	.371					
3-pt FG made per game..	8.3	8.8					
FREE THROWS-ATT.....	106-135	57-87					
Free throw pct.....	.785	.655					
REBOUNDS.....	216	204					
Rebounds per game.....	36.0	34.0					
Rebounding margin.....	+2.0	-					
ASSISTS.....	106	80					
Assists per game.....	17.7	13.3					
TURNOVERS.....	75	104					
Turnovers per game....	12.5	17.3					
Turnover margin.....	+4.8	-					
Assist/turnover ratio..	1.4	0.8					
STEALS.....	43	32					
Steals per game.....	7.2	5.3					
BLOCKS.....	24	16					
Blocks per game.....	4.0	2.7					
WINNING STREAK.....	6	-					
Home win streak.....	4	-					
ATTENDANCE.....	37898	9543					
Home games-Avg/Game...	4-9474	1-7043					
Neutral site-Avg/Game..	-	1-2500					

SCORE BY PERIODS:	1st	2nd	Total
BYU Cougars.....	229	291	- 520
Opponents.....	162	228	- 390

2004-05 BYU Season Stats
 BYU Cougars Combined Team Statistics (as of Jan 08, 2005)
 Games lost

RECORD :	OVERALL	HOME	AWAY	NEUTRAL
ALL GAMES	(0-10)	(0-4)	(0-3)	(0-3)
CONFERENCE	(0-1)	(0-1)	(0-0)	(0-0)
NON-CONFERENCE	(0-9)	(0-3)	(0-3)	(0-3)

## Player	GP-GS	Min--Avg	---TOTAL---		---3-PTS---		FT-FTA	Pct	---REBOUNDS---				PF	FO	A	TO	Blk	Stl	Pts	Avg
			FG-FGA	Pct	3FG-FGA	Pct			Off	Def	Tot	Avg								
01 HALL, Mike.....	10-10	326 32.6	43-123	.350	18-55	.327	21-26	.808	13	25	38	3.8	21	0	16	20	2	12	125	12.5
13 AINGE, Austin.....	10-5	231 23.1	33-70	.471	12-34	.353	13-17	.765	1	18	19	1.9	14	0	28	40	0	12	91	9.1
02 ROSE, Mike.....	10-3	205 20.5	28-76	.368	20-54	.370	5-10	.500	1	21	22	2.2	19	0	7	13	0	6	81	8.1
52 JENSEN, Jared.....	10-9	239 23.9	25-46	.543	0-0	.000	22-27	.815	13	21	34	3.4	22	0	5	18	2	7	72	7.2
23 BALDERSON, Jimmy...	6-2	74 12.3	11-29	.379	7-18	.389	8-11	.727	0	2	2	0.3	8	0	5	8	0	0	37	6.2
41 MEADS, Garner.....	8-6	164 20.5	13-34	.382	0-0	.000	10-15	.667	15	27	42	5.3	24	1	5	15	5	5	36	4.5
03 YOUNG, Keena.....	10-5	195 19.5	18-48	.375	0-3	.000	7-11	.636	25	33	58	5.8	14	0	8	7	7	4	43	4.3
43 DAWES, Derek.....	10-2	167 16.7	13-29	.448	0-0	.000	13-20	.650	19	33	52	5.2	17	0	1	12	7	0	39	3.9
10 NASHIF, Terry.....	10-5	164 16.4	8-35	.229	5-23	.217	2-2	1.000	0	14	14	1.4	13	0	26	21	0	4	23	2.3
20 BURGESS, Sam.....	9-1	65 7.2	6-26	.231	2-11	.182	3-3	1.000	1	5	6	0.7	12	0	2	7	0	2	17	1.9
54 MILES, Chris.....	9-2	120 13.3	8-27	.296	0-0	.000	0-0	.000	10	15	25	2.8	14	0	1	6	8	2	16	1.8
44 PLAISTED, Trent....	4-0	41 10.3	0-2	.000	0-0	.000	3-6	.500	2	6	8	2.0	2	0	1	2	0	0	3	0.8
12 REICHNER, Brock....	1-0	2 2.0	0-0	.000	0-0	.000	0-0	.000	0	0	0	0.0	0	0	0	0	0	0	0	0.0
34 BURGESS, David.....	2-0	7 3.5	0-1	.000	0-0	.000	0-0	.000	0	0	0	0.0	2	0	0	0	0	1	0	0.0
TEAM.....										19	22	41	4.1	0		3				
Total.....	10	2000	206-546	.377	64-198	.323	107-148	.723	119	242	361	36.1	182	1	105	172	31	55	583	58.3
Opponents.....	10	2000	261-596	.438	60-185	.324	127-190	.668	129	243	372	37.2	159	-	155	125	29	86	709	70.9

TEAM STATISTICS	BY	OPP	DATE	OPPONENT	W/L	SCORE	ATTEND
SCORING.....	583	709	11-22-04	vs North Carolina	L	50-86	2500
Points per game.....	58.3	70.9	11-23-04	vs Stanford	L	53-62	2500
Scoring margin.....	-12.6	-	11/27/04	CALIFORNIA	L	64-67	9857
FIELD GOALS-ATT.....	206-546	261-596	12/01/04	at Utah State	L	57-71	9620
Field goal pct.....	.377	.438	12/04/04	at USC	L	82-87	2163
3 POINT FG-ATT.....	64-198	60-185	12/11/04	vs Washington State University	L	46-49	10283
3-point FG pct.....	.323	.324	12/18/04	UTAH STATE	L	62-84	11610
3-pt FG made per game..	6.4	6.0	12/21/04	NORTH CAROLINA STATE	L	61-72	9390
FREE THROWS-ATT.....	107-148	127-190	01/04/05	at Saint Mary's (CA)	L	51-72	2643
Free throw pct.....	.723	.668	*01/08/05	SAN DIEGO STATE	L	57-59	12633
REBOUNDS.....	361	372					
Rebounds per game.....	36.1	37.2					
Rebounding margin.....	-1.1	-					
ASSISTS.....	105	155					
Assists per game.....	10.5	15.5					
TURNOVERS.....	172	125					
Turnovers per game.....	17.2	12.5					
Turnover margin.....	-4.7	-					
Assist/turnover ratio..	0.6	1.2					
STEALS.....	55	86					
Steals per game.....	5.5	8.6					
BLOCKS.....	31	29					
Blocks per game.....	3.1	2.9					
WINNING STREAK.....	0	-					
Home win streak.....	0	-					
ATTENDANCE.....	43490	29709					
Home games-Avg/Game....	4-10872	3-4809					
Neutral site-Avg/Game..	-	3-5094					

SCORE BY PERIODS:	1st	2nd	Total
BYU Cougars.....	266	317	- 583
Opponents.....	344	365	- 709

2004-05 BYU Season Stats
 BYU Cougars Team Game-by-Game (as of Jan 11, 2005)
 All games

TEAM STATISTICS

Opponent	Date	Score	W/L	---TOTAL---		--3-PTRS--		FT-FTA		Pct		----REBOUNDS----				PF	A	TO	Blk	Stl	Pts---Avg
				FG-FGA	Pct	3FG-FGA	Pct	Off	Def	Tot	Avg										
vs North Carolina	11-22-04	50-86	L	18-57	.316	6-23	.261	8-14	.571	15	28	43	43.0	21	8	27	4	7	50	50.0	
vs Stanford	11-23-04	53-62	L	17-48	.354	4-16	.250	15-23	.652	11	27	38	40.5	20	4	19	1	3	53	51.5	
vs Chaminade	11-24-04	77-56	W	31-63	.492	5-15	.333	10-10	1.000	12	24	36	39.0	17	16	15	5	10	77	60.0	
CALIFORNIA	11/27/04	64-67	L	21-64	.328	6-21	.286	16-19	.842	19	20	39	39.0	19	12	8	5	6	64	61.0	
at Utah State	12/01/04	57-71	L	22-53	.415	8-21	.381	5-8	.625	11	19	30	37.2	17	10	15	5	7	57	60.2	
at USC	12/04/04	82-87	L	26-55	.473	13-25	.520	17-26	.654	14	26	40	37.7	19	18	21	1	5	82	63.8	
BOISE STATE UNIVERSIT	12/08/04	90-77	W	28-57	.491	11-21	.524	23-31	.742	8	35	43	38.4	16	15	15	4	5	90	67.6	
vs Washington State U	12/11/04	46-49	L	17-48	.354	6-25	.240	6-9	.667	6	25	31	37.5	14	11	14	3	6	46	64.9	
UTAH STATE	12/18/04	62-84	L	23-58	.397	7-19	.368	9-14	.643	11	18	29	36.6	22	10	13	7	6	62	64.6	
NORTH CAROLINA STATE	12/21/04	61-72	L	21-55	.382	5-16	.313	14-15	.933	7	25	32	36.1	18	16	13	1	6	61	64.2	
at Weber State	12-23-04	79-61	W	32-53	.604	6-11	.545	9-9	1.000	7	20	27	35.3	19	15	8	3	6	79	65.5	
SOUTHERN UTAH UNIVERS	12/28/04	77-52	W	27-54	.500	12-21	.571	11-19	.579	11	22	33	35.1	15	18	11	3	6	77	66.5	
SANTA CLARA	12/31/04	87-74	W	24-46	.522	6-17	.353	33-36	.917	5	25	30	34.7	20	19	13	5	4	87	68.1	
at Saint Mary's (CA)	01/04/05	51-72	L	21-51	.412	6-13	.462	3-3	1.000	7	25	32	34.5	19	8	25	3	4	51	66.9	
SAN DIEGO STATE	01/08/05	57-59	L	20-57	.351	3-19	.158	14-17	.824	18	29	47	35.3	13	8	17	1	5	57	66.2	
MONTANA STATE-BILLING	01/11/05	110-70	W	40-73	.548	10-16	.625	20-30	.667	16	31	47	36.1	16	23	13	4	12	110	68.9	
BYU Cougars		1103		388-892	.435	114-299	.381	213-283	.753	178	399	577	36.1	285	211	247	55	98	1103	68.9	
Opponents		1099		401-957	.419	113-328	.345	184-277	.664	214	362	576	36.0	282	235	229	45	118	1099	68.7	

Games played: 16
 Points/game: 68.9
 FG Pct: 43.5
 3FG Pct: 38.1
 FT Pct: 75.3

Rebounds/game: 36.1
 Assists/game: 13.2
 Turnovers/game: 15.4
 Assist/turnover ratio: 0.9
 Steals/game: 6.1
 Blocks/game: 3.4

2004-05 BYU Season Stats
 BYU Cougars Opponent Game-by-Game (as of Jan 11, 2005)
 All games

OPPONENT STATISTICS

Opponent	Date	Score	W/L	---TOTAL---		--3-PTRS--		FT-FTA		Pct		----REBOUNDS----				PF	A	TO	Blk	Stl	Pts---Avg
				FG-FGA	Pct	3FG-FGA	Pct	Off	Def	Tot	Avg										
vs North Carolina	11-22-04	50-86	L	30-69	.435	8-26	.308	18-23	.783	14	28	42	42.0	17	19	12	1	15	86	86.0	
vs Stanford	11-23-04	53-62	L	21-55	.382	2-11	.182	18-25	.720	11	23	34	38.0	23	13	11	4	7	62	74.0	
vs Chaminade	11-24-04	77-56	W	22-53	.415	6-23	.261	6-13	.462	9	21	30	35.3	16	12	21	4	8	56	68.0	
CALIFORNIA	11/27/04	64-67	L	26-58	.448	3-9	.333	12-22	.545	18	27	45	37.8	17	6	14	5	4	67	67.8	
at Utah State	12/01/04	57-71	L	25-54	.463	3-17	.176	18-23	.783	12	21	33	36.8	11	13	9	4	8	71	68.4	
at USC	12/04/04	82-87	L	32-67	.478	11-25	.440	12-17	.706	10	20	30	35.7	19	21	11	2	10	87	71.5	
BOISE STATE UNIVERSIT	12/08/04	90-77	W	30-74	.405	10-28	.357	7-13	.538	14	25	39	36.1	22	17	14	3	2	77	72.3	
vs Washington State U	12/11/04	46-49	L	16-49	.327	10-19	.526	7-11	.636	10	26	36	36.1	11	13	15	2	6	49	69.4	
UTAH STATE	12/18/04	62-84	L	30-59	.508	9-18	.500	15-24	.625	18	28	46	37.2	18	22	15	4	8	84	71.0	
NORTH CAROLINA STATE	12/21/04	61-72	L	28-60	.467	5-28	.179	11-16	.688	10	25	35	37.0	14	13	10	3	8	72	71.1	
at Weber State	12-23-04	79-61	W	22-53	.415	5-15	.333	12-16	.750	14	14	28	36.2	12	9	14	0	1	61	70.2	
SOUTHERN UTAH UNIVERS	12/28/04	77-52	W	17-47	.362	6-15	.400	12-17	.706	11	20	31	35.8	19	12	15	2	8	52	68.7	
SANTA CLARA	12/31/04	87-74	W	26-64	.406	12-26	.462	10-16	.625	19	18	37	35.8	31	16	17	1	5	74	69.1	
at Saint Mary's (CA)	01/04/05	51-72	L	28-63	.444	7-18	.389	9-17	.529	15	23	38	36.0	13	18	16	2	12	72	69.3	
SAN DIEGO STATE	01/08/05	57-59	L	25-62	.403	2-14	.143	7-12	.583	11	22	33	35.8	16	17	12	2	8	59	68.6	
MONTANA STATE-BILLING	01/11/05	110-70	W	23-70	.329	14-36	.389	10-12	.833	18	21	39	36.0	23	14	23	6	8	70	68.7	
Opponents		1099		401-957	.419	113-328	.345	184-277	.664	214	362	576	36.0	282	235	229	45	118	1099	68.7	
BYU Cougars		1103		388-892	.435	114-299	.381	213-283	.753	178	399	577	36.1	285	211	247	55	98	1103	68.9	

Games played: 16
 Points/game: 68.7
 FG Pct: 41.9
 3FG Pct: 34.5
 FT Pct: 66.4

Rebounds/game: 36.0
 Assists/game: 14.7
 Turnovers/game: 14.3
 Assist/turnover ratio: 1.0
 Steals/game: 7.4
 Blocks/game: 2.8

2004-05 BYU Season Stats
 BYU Cougars Game-by-Game Points-Rebounds-Assists (as of Jan 11, 2005)
 All games

Opponent	Date	Score	WL	01	02	03	04	05	10	12	13	20
				HALL,MIKE	ROSE,MIKE	YOUNG,KEE	BURGESS,J	REISMAN,J	NASHIF,TE	REICHNER,	AINGE,AUS	BURGESS,S
vs North Carolina	11-22-04	50-86	L	10- 4- 0	5- 1- 0	9-10- 0	DNP	DNP	3- 1- 4	DNP	6- 1- 1	4- 1- 0
vs Stanford	11-23-04	53-62	L	7- 6- 2	8- 2- 0	6- 4- 0	DNP	DNP	7- 1- 1	DNP	0- 0- 0	0- 1- 1
vs Chaminade	11-24-04	77-56	W	14- 6- 5	5- 0- 3	14- 6- 0	DNP	2- 0- 0	4- 4- 5	0- 0- 0	2- 4- 2	8- 3- 0
CALIFORNIA	11/27/04	64-67	L	23- 4- 2	1- 3- 1	6- 6- 2	DNP	DNP	8- 8- 5	DNP	2- 1- 0	6- 1- 0
at Utah State	12/01/04	57-71	L	19- 5- 3	3- 0- 0	4- 9- 2	DNP	DNP	0- 0- 1	DNP	15- 2- 3	2- 1- 0
at USC	12/04/04	82-87	L	13- 2- 1	13- 3- 0	0- 4- 0	DNP	DNP	0- 3-10	DNP	7- 0- 2	DNP
BOISE STATE UNIVERSITY	12/08/04	90-77	W	21- 9- 5	19- 3- 1	11- 8- 0	DNP	DNP	1- 1- 0	DNP	14- 5- 5	DNP
vs Washington State Uni	12/11/04	46-49	L	3- 1- 2	15- 2- 1	2- 3- 0	DNP	DNP	0- 0- 0	DNP	16- 2- 4	0- 0- 0
UTAH STATE	12/18/04	62-84	L	4- 4- 1	14- 1- 0	8- 7- 0	DNP	DNP	0- 0- 4	DNP	21- 2- 3	5- 0- 0
NORTH CAROLINA STATE	12/21/04	61-72	L	18- 4- 3	9- 1- 1	2-10- 3	DNP	DNP	0- 0- 1	DNP	9- 4- 8	0- 1- 0
at Weber State	12-23-04	79-61	W	23- 2- 4	0- 0- 0	14- 6- 4	DNP	DNP	0- 0- 0	DNP	9- 4- 3	0- 0- 0
SOUTHERN UTAH UNIVERSIT	12/28/04	77-52	W	12- 4- 3	14- 1- 1	6- 4- 1	0- 1- 1	DNP	0- 3- 0	3- 1- 1	14- 3- 5	5- 1- 0
SANTA CLARA	12/31/04	87-74	W	10- 1- 2	26- 3- 5	2- 3- 0	DNP	DNP	0- 0- 0	DNP	9- 7- 7	0- 0- 0
at Saint Mary's (CA)	01/04/05	51-72	L	12- 2- 1	6- 3- 2	6- 4- 1	DNP	DNP	5- 1- 0	0- 0- 0	6- 1- 2	0- 0- 1
SAN DIEGO STATE	01/08/05	57-59	L	16- 6- 1	7- 6- 2	0- 1- 0	DNP	DNP	0- 0- 0	DNP	9- 6- 5	0- 1- 0
MONTANA STATE-BILLINGS	01/11/05	110-70	W	14- 5- 1	14- 2- 3	10- 6- 0	3- 0- 0	DNP	10- 2- 2	4- 2- 0	10- 2- 8	6- 3- 4

Opponent	Date	Score	WL	23	34	41	43	44	52	54
				BALDERSON	BURGESS,D	MEADS,GAR	DAWES,DER	PLAISTED,	JENSEN,JA	MILES,CHR
vs North Carolina	11-22-04	50-86	L	DNP	0- 0- 0	2- 9- 1	1- 0- 0	2- 3- 1	8- 3- 1	0- 5- 0
vs Stanford	11-23-04	53-62	L	DNP	DNP	9- 5- 0	4-10- 0	1- 4- 0	11- 2- 0	DNP
vs Chaminade	11-24-04	77-56	W	DNP	DNP	DNP	10- 6- 1	0- 0- 0	16- 5- 0	2- 0- 0
CALIFORNIA	11/27/04	64-67	L	DNP	0- 0- 0	DNP	4- 8- 0	DNP	12- 2- 2	2- 1- 0
at Utah State	12/01/04	57-71	L	6- 0- 0	DNP	0- 2- 0	0- 2- 0	0- 0- 0	8- 4- 1	0- 1- 0
at USC	12/04/04	82-87	L	22- 1- 4	DNP	10- 8- 1	10- 5- 0	0- 1- 0	3- 5- 0	4- 2- 0
BOISE STATE UNIVERSITY	12/08/04	90-77	W	3- 2- 1	DNP	4- 3- 2	2- 3- 0	DNP	13- 5- 1	2- 1- 0
vs Washington State Uni	12/11/04	46-49	L	0- 0- 0	DNP	2-10- 2	6- 7- 1	DNP	0- 0- 0	2- 2- 1
UTAH STATE	12/18/04	62-84	L	2- 0- 1	DNP	4- 1- 1	0- 4- 0	DNP	4- 1- 0	0- 5- 0
NORTH CAROLINA STATE	12/21/04	61-72	L	DNP	DNP	4- 1- 0	5- 3- 0	DNP	14- 3- 0	0- 2- 0
at Weber State	12-23-04	79-61	W	0- 1- 0	DNP	10- 6- 0	7- 2- 1	DNP	16- 5- 3	0- 0- 0
SOUTHERN UTAH UNIVERSIT	12/28/04	77-52	W	11- 0- 2	DNP	DNP	10- 9- 1	DNP	2- 3- 0	0- 1- 3
SANTA CLARA	12/31/04	87-74	W	0- 1- 0	DNP	DNP	5- 5- 1	DNP	23- 5- 1	12- 3- 3
at Saint Mary's (CA)	01/04/05	51-72	L	5- 0- 0	DNP	DNP	9-10- 0	DNP	2- 7- 1	0- 2- 0
SAN DIEGO STATE	01/08/05	57-59	L	2- 1- 0	DNP	5- 6- 0	0- 3- 0	DNP	10- 7- 0	8- 5- 0
MONTANA STATE-BILLINGS	01/11/05	110-70	W	9- 3- 2	DNP	7-11- 1	DNP	DNP	16- 7- 0	7- 3- 2

2004-05 BYU Season Stats
 BYU Cougars Game-by-Game Highs (as of Jan 11, 2005)
 All games

Opponent	Date	Score	WL	POINTS	REBOUNDS	ASSISTS	STEALS	BLOCKED SHOTS
vs North Carolina	11-22-04	50-86	L	10-HALL, Mike	10-YOUNG, Keena	4-NASHIF, Terry	2-MEADS, Garner	1-MILES, Chris YOUNG, Keena HALL, Mike MEADS, Garner
vs Stanford	11-23-04	53-62	L	11-JENSEN, Jared	10-DAWES, Derek	2-HALL, Mike	1-HALL, Mike JENSEN, Jared NASHIF, Terry	1-MEADS, Garner
vs Chaminade	11-24-04	77-56	W	16-JENSEN, Jared	6-YOUNG, Keena DAWES, Derek HALL, Mike	5-HALL, Mike NASHIF, Terry	4-HALL, Mike	3-BURGESS, Sam
CALIFORNIA	11/27/04	64-67	L	23-HALL, Mike	8-DAWES, Derek NASHIF, Terry	5-NASHIF, Terry	3-HALL, Mike	3-DAWES, Derek
at Utah State	12/01/04	57-71	L	19-HALL, Mike	9-YOUNG, Keena	3-HALL, Mike AINGE, Austin	2-AINGE, Austin YOUNG, Keena JENSEN, Jared	2-MEADS, Garner YOUNG, Keena
at USC	12/04/04	82-87	L	22-BALDERSON, Ji	8-MEADS, Garner	10-NASHIF, Terry	1-NASHIF, Terry HALL, Mike MEADS, Garner MILES, Chris AINGE, Austin	1-DAWES, Derek
BOISE STATE UNIVERSITY	12/08/04	90-77	W	21-HALL, Mike	9-HALL, Mike	5-HALL, Mike AINGE, Austin	2-JENSEN, Jared	2-MILES, Chris
vs Washington State Unive	12/11/04	46-49	L	16-AINGE, Austin	10-MEADS, Garner	4-AINGE, Austin	3-ROSE, Mike	2-DAWES, Derek
UTAH STATE	12/18/04	62-84	L	21-AINGE, Austin	7-YOUNG, Keena	4-NASHIF, Terry	2-ROSE, Mike	3-MILES, Chris
NORTH CAROLINA STATE	12/21/04	61-72	L	18-HALL, Mike	10-YOUNG, Keena	8-AINGE, Austin	3-HALL, Mike	1-MILES, Chris
at Weber State	12-23-04	79-61	W	23-HALL, Mike	6-YOUNG, Keena MEADS, Garner	4-HALL, Mike YOUNG, Keena	4-AINGE, Austin	2-YOUNG, Keena
SOUTHERN UTAH UNIVERSITY	12/28/04	77-52	W	14-AINGE, Austin ROSE, Mike	9-DAWES, Derek	5-AINGE, Austin	3-AINGE, Austin	2-DAWES, Derek
SANTA CLARA	12/31/04	87-74	W	26-ROSE, Mike	7-AINGE, Austin	7-AINGE, Austin	2-HALL, Mike AINGE, Austin	3-MILES, Chris
at Saint Mary's (CA)	01/04/05	51-72	L	12-HALL, Mike	10-DAWES, Derek	2-ROSE, Mike AINGE, Austin	2-AINGE, Austin	1-JENSEN, Jared MILES, Chris YOUNG, Keena
SAN DIEGO STATE	01/08/05	57-59	L	16-HALL, Mike	7-JENSEN, Jared	5-AINGE, Austin	4-AINGE, Austin	1-MILES, Chris
MONTANA STATE-BILLINGS	01/11/05	110-70	W	16-JENSEN, Jared	11-MEADS, Garner	8-AINGE, Austin	3-BURGESS, Sam NASHIF, Terry	2-YOUNG, Keena

2004-05 BYU Season Stats
 BYU Cougars High/Low Analysis (as of Jan 11, 2005)
 All games

BYU Cougars - TEAM GAME HIGHS

POINTS.....	110	vs Montana State-Billings (01/11/05)
	90	vs Boise State University (12/08/04)
	87	vs Santa Clara (12/31/04)
	82	at USC (12/04/04)
	79	at Weber State (12-23-04)
FIELD GOALS MADE.....	40	vs Montana State-Billings (01/11/05)
	32	at Weber State (12-23-04)
FIELD GOAL ATTEMPTS.....	73	vs Montana State-Billings (01/11/05)
	64	vs CALIFORNIA (11/27/04)
FIELD GOAL PERCENTAGE.....	.604 (32-53)	at Weber State (12-23-04)
	.548 (40-73)	vs Montana State-Billings (01/11/05)
3 PT FIELD GOALS MADE.....	13	at USC (12/04/04)
	12	vs Southern Utah University (12/28/04)
3 PT FG ATTEMPTS.....	25	vs Washington State University (12/11/04)
	25	at USC (12/04/04)
3 PT FG PERCENTAGE.....	.625 (10-16)	vs Montana State-Billings (01/11/05)
	.571 (12-21)	vs Southern Utah University (12/28/04)
FREE THROWS MADE.....	33	vs Santa Clara (12/31/04)
	23	vs Boise State University (12/08/04)
FREE THROW ATTEMPTS.....	36	vs Santa Clara (12/31/04)
	31	vs Boise State University (12/08/04)
FREE THROW PERCENTAGE.....	1.000 (10-10)	vs Chaminade (11-24-04)
	1.000 (9-9)	at Weber State (12-23-04)
	1.000 (3-3)	at Saint Mary's (CA) (01/04/05)
REBOUNDS.....	47	vs Montana State-Billings (01/11/05)
	47	vs San Diego State (01/08/05)
ASSISTS.....	23	vs Montana State-Billings (01/11/05)
	19	vs Santa Clara (12/31/04)
STEALS.....	12	vs Montana State-Billings (01/11/05)
	10	vs Chaminade (11-24-04)
BLOCKED SHOTS.....	7	vs Utah State (12/18/04)
	5	vs Santa Clara (12/31/04)
	5	at Utah State (12/01/04)
	5	vs CALIFORNIA (11/27/04)
	5	vs Chaminade (11-24-04)
TURNOVERS.....	27	vs North Carolina (11-22-04)
	25	at Saint Mary's (CA) (01/04/05)
FOULS.....	22	vs Utah State (12/18/04)
	21	vs North Carolina (11-22-04)

2004-05 BYU Season Stats
 BYU Cougars High/Low Analysis (as of Jan 11, 2005)
 All games

Opponent - GAME HIGHS

POINTS.....	87	at USC (12/04/04)
	86	vs North Carolina (11-22-04)
	84	vs Utah State (12/18/04)
	77	vs Boise State University (12/08/04)
	74	vs Santa Clara (12/31/04)
FIELD GOALS MADE.....	32	at USC (12/04/04)
	30	vs Utah State (12/18/04)
	30	vs Boise State University (12/08/04)
	30	vs North Carolina (11-22-04)
FIELD GOAL ATTEMPTS.....	74	vs Boise State University (12/08/04)
	70	vs Montana State-Billings (01/11/05)
FIELD GOAL PERCENTAGE.....	.508 (30-59)	vs Utah State (12/18/04)
	.478 (32-67)	at USC (12/04/04)
3 PT FIELD GOALS MADE.....	14	vs Montana State-Billings (01/11/05)
	12	vs Santa Clara (12/31/04)
3 PT FG ATTEMPTS.....	36	vs Montana State-Billings (01/11/05)
	28	vs North Carolina State (12/21/04)
	28	vs Boise State University (12/08/04)
3 PT FG PERCENTAGE.....	.526 (10-19)	vs Washington State University (12/11/04)
	.500 (9-18)	vs Utah State (12/18/04)
FREE THROWS MADE.....	18	at Utah State (12/01/04)
	18	vs Stanford (11-23-04)
	18	vs North Carolina (11-22-04)
FREE THROW ATTEMPTS.....	25	vs Stanford (11-23-04)
	24	vs Utah State (12/18/04)
FREE THROW PERCENTAGE.....	.833 (10-12)	vs Montana State-Billings (01/11/05)
	.783 (18-23)	at Utah State (12/01/04)
	.783 (18-23)	vs North Carolina (11-22-04)
REBOUNDS.....	46	vs Utah State (12/18/04)
	45	vs CALIFORNIA (11/27/04)
ASSISTS.....	22	vs Utah State (12/18/04)
	21	at USC (12/04/04)
STEALS.....	15	vs North Carolina (11-22-04)
	12	at Saint Mary's (CA) (01/04/05)
BLOCKED SHOTS.....	6	vs Montana State-Billings (01/11/05)
	5	vs CALIFORNIA (11/27/04)
TURNOVERS.....	23	vs Montana State-Billings (01/11/05)
	21	vs Chaminade (11-24-04)
FOULS.....	31	vs Santa Clara (12/31/04)
	23	vs Montana State-Billings (01/11/05)
	23	vs Stanford (11-23-04)

2004-05 BYU Season Stats
 BYU Cougars High/Low Analysis (as of Jan 11, 2005)
 All games

BYU Cougars - GAME LOWS

POINTS.....	46	vs Washington State University (12/11/04)
	50	vs North Carolina (11-22-04)
	51	at Saint Mary's (CA) (01/04/05)
	53	vs Stanford (11-23-04)
	57	at Utah State (12/01/04)
	57	vs San Diego State (01/08/05)
FIELD GOALS MADE.....	17	vs Stanford (11-23-04)
	17	vs Washington State University (12/11/04)
FIELD GOAL ATTEMPTS.....	46	vs Santa Clara (12/31/04)
	48	vs Stanford (11-23-04)
	48	vs Washington State University (12/11/04)
FIELD GOAL PERCENTAGE.....	.316 (18-57)	vs North Carolina (11-22-04)
	.328 (21-64)	vs CALIFORNIA (11/27/04)
3 PT FIELD GOALS MADE.....	3	vs San Diego State (01/08/05)
	4	vs Stanford (11-23-04)
3 PT FG ATTEMPTS.....	11	at Weber State (12-23-04)
	13	at Saint Mary's (CA) (01/04/05)
3 PT FG PERCENTAGE.....	.158 (3-19)	vs San Diego State (01/08/05)
	.240 (6-25)	vs Washington State University (12/11/04)
FREE THROWS MADE.....	3	at Saint Mary's (CA) (01/04/05)
	5	at Utah State (12/01/04)
FREE THROW ATTEMPTS.....	3	at Saint Mary's (CA) (01/04/05)
	8	at Utah State (12/01/04)
FREE THROW PERCENTAGE.....	.571 (8-14)	vs North Carolina (11-22-04)
	.579 (11-19)	vs Southern Utah University (12/28/04)
REBOUNDS.....	27	at Weber State (12-23-04)
	29	vs Utah State (12/18/04)
ASSISTS.....	4	vs Stanford (11-23-04)
	8	vs North Carolina (11-22-04)
	8	at Saint Mary's (CA) (01/04/05)
	8	vs San Diego State (01/08/05)
STEALS.....	3	vs Stanford (11-23-04)
	4	vs Santa Clara (12/31/04)
	4	at Saint Mary's (CA) (01/04/05)
BLOCKED SHOTS.....	1	vs Stanford (11-23-04)
	1	at USC (12/04/04)
	1	vs North Carolina State (12/21/04)
	1	vs San Diego State (01/08/05)
TURNOVERS.....	8	vs CALIFORNIA (11/27/04)
	8	at Weber State (12-23-04)
FOULS.....	13	vs San Diego State (01/08/05)
	14	vs Washington State University (12/11/04)

2004-05 BYU Season Stats
 BYU Cougars High/Low Analysis (as of Jan 11, 2005)
 All games

Opponent - GAME LOWS

POINTS.....	49	vs Washington State University (12/11/04)
	52	vs Southern Utah University (12/28/04)
	56	vs Chaminade (11-24-04)
	59	vs San Diego State (01/08/05)
	61	at Weber State (12-23-04)
FIELD GOALS MADE.....	16	vs Washington State University (12/11/04)
	17	vs Southern Utah University (12/28/04)
FIELD GOAL ATTEMPTS.....	47	vs Southern Utah University (12/28/04)
	49	vs Washington State University (12/11/04)
FIELD GOAL PERCENTAGE.....	.327 (16-49)	vs Washington State University (12/11/04)
	.329 (23-70)	vs Montana State-Billings (01/11/05)
3 PT FIELD GOALS MADE.....	2	vs Stanford (11-23-04)
	2	vs San Diego State (01/08/05)
3 PT FG ATTEMPTS.....	9	vs CALIFORNIA (11/27/04)
	11	vs Stanford (11-23-04)
3 PT FG PERCENTAGE.....	.143 (2-14)	vs San Diego State (01/08/05)
	.176 (3-17)	at Utah State (12/01/04)
FREE THROWS MADE.....	6	vs Chaminade (11-24-04)
	7	vs Boise State University (12/08/04)
	7	vs Washington State University (12/11/04)
	7	vs San Diego State (01/08/05)
FREE THROW ATTEMPTS.....	11	vs Washington State University (12/11/04)
	12	vs San Diego State (01/08/05)
	12	vs Montana State-Billings (01/11/05)
FREE THROW PERCENTAGE.....	.462 (6-13)	vs Chaminade (11-24-04)
	.529 (9-17)	at Saint Mary's (CA) (01/04/05)
REBOUNDS.....	28	at Weber State (12-23-04)
	30	vs Chaminade (11-24-04)
	30	at USC (12/04/04)
ASSISTS.....	6	vs CALIFORNIA (11/27/04)
	9	at Weber State (12-23-04)
STEALS.....	1	at Weber State (12-23-04)
	2	vs Boise State University (12/08/04)
BLOCKED SHOTS.....	0	at Weber State (12-23-04)
	1	vs North Carolina (11-22-04)
	1	vs Santa Clara (12/31/04)
TURNOVERS.....	9	at Utah State (12/01/04)
	10	vs North Carolina State (12/21/04)
FOULS.....	11	at Utah State (12/01/04)
	11	vs Washington State University (12/11/04)

2004-05 BYU Season Stats
 BYU Cougars High/Low Analysis (as of Jan 11, 2005)
 All games

BYU Cougars - INDIVIDUAL GAME HIGHS

POINTS.....	26	ROSE, Mike vs Santa Clara (12/31/04)
	23	JENSEN, Jared vs Santa Clara (12/31/04)
	23	HALL, Mike at Weber State (12-23-04)
	23	HALL, Mike vs CALIFORNIA (11/27/04)
	22	BALDERSON, Jimmy at USC (12/04/04)
FIELD GOALS MADE.....	9	HALL, Mike at Weber State (12-23-04)
	8	JENSEN, Jared at Weber State (12-23-04)
	8	HALL, Mike vs CALIFORNIA (11/27/04)
FIELD GOAL ATT.....	18	HALL, Mike vs CALIFORNIA (11/27/04)
	17	HALL, Mike vs North Carolina State (12/21/04)
FG PCT (min 5 made).....	.778 (7-9)	JENSEN, Jared vs Santa Clara (12/31/04)
	.750 (9-12)	HALL, Mike at Weber State (12-23-04)
	.750 (6-8)	JENSEN, Jared vs Chaminade (11-24-04)
3 PT FG MADE.....	6	ROSE, Mike vs Boise State University (12/08/04)
	5	HALL, Mike at Weber State (12-23-04)
	5	BALDERSON, Jimmy at USC (12/04/04)
3 PT FG ATTEMPTS.....	9	ROSE, Mike vs Washington State University (12/11/04)
	9	ROSE, Mike vs Boise State University (12/08/04)
	9	AINGE, Austin at Utah State (12/01/04)
3-PT FG PCT (min 2 made).....	1.000 (2-2)	NASHIF, Terry vs Montana State-Billings (01/11/05)
	.800 (4-5)	AINGE, Austin vs Southern Utah University (12/28/04)
FREE THROWS MADE.....	9	JENSEN, Jared vs Santa Clara (12/31/04)
	8	HALL, Mike vs San Diego State (01/08/05)
	8	ROSE, Mike vs Santa Clara (12/31/04)
FREE THROW ATT.....	11	ROSE, Mike vs Santa Clara (12/31/04)
	11	DAWES, Derek vs Southern Utah University (12/28/04)
FT PCT (min 5 made).....	1.000 (9-9)	JENSEN, Jared vs Santa Clara (12/31/04)
	1.000 (8-8)	HALL, Mike vs San Diego State (01/08/05)
	1.000 (6-6)	JENSEN, Jared vs North Carolina State (12/21/04)
REBOUNDS.....	11	MEADS, Garner vs Montana State-Billings (01/11/05)
	10	DAWES, Derek at Saint Mary's (CA) (01/04/05)
	10	YOUNG, Keena vs North Carolina State (12/21/04)
	10	MEADS, Garner vs Washington State University (12/11/04)
	10	DAWES, Derek vs Stanford (11-23-04)
	10	YOUNG, Keena vs North Carolina (11-22-04)
ASSISTS.....	10	NASHIF, Terry at USC (12/04/04)
	8	AINGE, Austin vs Montana State-Billings (01/11/05)
	8	AINGE, Austin vs North Carolina State (12/21/04)
STEALS.....	4	AINGE, Austin vs San Diego State (01/08/05)
	4	AINGE, Austin at Weber State (12-23-04)
	4	HALL, Mike vs Chaminade (11-24-04)
BLOCKED SHOTS.....	3	MILES, Chris vs Santa Clara (12/31/04)
	3	MILES, Chris vs Utah State (12/18/04)
	3	DAWES, Derek vs CALIFORNIA (11/27/04)
	3	BURGESS, Sam vs Chaminade (11-24-04)
TURNOVERS.....	8	NASHIF, Terry vs North Carolina (11-22-04)
FOULS.....	5	DAWES, Derek vs Santa Clara (12/31/04)
	5	MEADS, Garner vs Utah State (12/18/04)