

No. 19 All-Time Wins • 36th All-Time Winning Percentage • 2 National Titles • 26 Conference Titles • 21 NCAA Tournaments • 30 Postseason Invitations
 1 National Player of the Year • 2 Basketball Hall of Fame Inductees • 40 All-America Citations • 43 NBA Draft Selections • 96 All-Conference Citations

2004-05 COUGAR BASKETBALL

Game 18 — BYU @ Wyoming

2004-05 BYU SCHEDULE / RESULTS

NOVEMBER

5 (Fri.)	BYU-Hawaii (exhibition)	85-70	W
12 (Fri.)	Calgary (exhibition)	86-52	W
22-24	EA Sports Maui Invitational in Maui, Hawaii		
22 (Mon.)	vs. North Carolina (ESPN2)	50-86	L
23 (Tue.)	vs. Stanford	53-62	L
24 (Wed.)	vs. Chaminade	77-56	W
27 (Sat.)	California (Comcast)	64-67	L

DECEMBER

1 (Wed.)	@ Utah State (KJZZ)	57-71	L
4 (Sat.)	@ USC (Fox Sports Net 2)	82-87	L
8 (Wed.)	Boise State (KBCL-TV)	90-77	W
11 (Sat.)	vs. Wash. St. @ Delta Center	46-49	L
18 (Sat.)	Utah State (SWP)	62-84	L
21 (Tue.)	North Carolina St (SWPFSNS)	61-72	L
23 (Thu.)	@ Weber State	79-61	W
28 (Tue.)	Southern Utah	77-52	W
31 (Fri.)	Santa Clara	87-74	W

JANUARY

4 (Tue.)	@ Saint Mary's (Comcast)	51-72	L
8 (Sat.)	*San Diego State (SWP-KSL)	57-59	L
11 (Tue.)	Montana State-Billings	110-70	W
15 (Sat.)	*@ Colorado State (ESPN+)	67-74	L
17 (Mon.)	*@ Wyoming (ESPN)	10 p.m.	
22 (Sat.)	*Air Force (ABC)	11 a.m.	
24 (Mon.)	*New Mexico (SWP-UPN)	8 p.m.	
31 (Mon.)	*Utah (ESPN)	10 p.m.	

FEBRUARY

5 (Sat.)	*@ UNLV (ESPN+)	Noon	
7 (Mon.)	*@ San Diego State (SWP-UPN)	7 p.m.	
12 (Sat.)	*Wyoming (SWP-KSL)	7 p.m.	
14 (Mon.)	*Colorado State (SWP-UPN)	8 p.m.	
19 (Sat.)	*@ New Mexico (SWP-KSL)	7 p.m.	
21 (Mon.)	*@ Air Force (SWP-UPN)	7 p.m.	
26 (Sat.)	*@ Utah (ESPN+)	1 p.m.	

MARCH

5 (Sat.)	*UNLV (SWP-KSL)	7 p.m.	
10-12	@ MWC Tournament, Denver (ESPN, ERT)		

Times are local to site and subject to change

BYU PLAYS AT WYOMING MONDAY IN 10 P.M. TILT

BYU (6-11, 0-2 MWC) continues the Front Range road swing on Monday in Laramie when the Cougars take on the Wyoming Cowboys (8-7, 0-2 MWC) in a nationally televised 10 p.m. (MST) tilt on ESPN. The radio broadcast can be heard on KSL Newsradio 1160 (KSL.com).

UP NEXT FOR THE COUGARS

BYU returns home to host reigning regular-season MWC champion Air Force Saturday at 11 a.m. (ABC). The Cougars then host New Mexico Monday night at 8 p.m. (SportsWest, UPN-Z24 in Utah).

COUGAR QUICK HITS

- BYU has won in Laramie the past two seasons, winning on consecutive trips to Wyoming for the first time since victories in 1995 and 1996. The Cougars are looking to achieve only their third-ever three-game victory streak in Laramie. During the all-time series dating back to 1929, BYU has only twice won more than two consecutive trips to Laramie, winning six straight in Wyoming from 1972-1977 after a three-game victory string from 1963-1965.
- Monday's game at Wyoming will be Steve Cleveland's 234th game as coach of the Cougars, moving him into a second for all-time games coached at BYU ahead of Ott Romney (1927-35). Stan Watts is the all-time leader with 626 games on the BYU bench over 23 seasons (1949-72).
- Senior guard Mike Hall leads BYU in scoring at (13.5 ppg). Sophomore guard Austin Ainge adds 10.2 ppg and leads BYU with 3.8 assists and 1.4 steals. Senior center Jared Jensen scores 9.8 ppg and sophomore guard Mike Rose adds 9.7 ppg. Sophomore transfer Keena Young and sophomore forward Garner Meads each average 5.5 rebounds with sophomore center Derek Dawes contributing 4.9 rpg.
- BYU shoots .429 from the floor, .371 from three and .757 (No. 1 MWC, 8th nationally) from the line while averaging 68.8 ppg. BYU opponents have shot .422 (FG) and .343 (3FG) while scoring 69.0 ppg.
- The 10 BYU players averaging double-digit minutes this season include six sophomores, three seniors and one freshman. Of BYU's freshmen top-20 signing class, only F/C Chris Miles is currently playing (12.3 minutes). Both David Burgess (ankles) and Trent Plaisted (knees) are currently out while top guard prospect and Arizona Player of the Year Lee Cummard has not been with the Cougars this season after opting to serve an LDS Church mission. After returning early, he will join the Cougars next season.
- BYU's schedule this season has included four Pac-10 opponents and two nationally ranked ACC teams (North Carolina and NC State). BYU (6-11) is 4-4 at home, 1-4 away and 1-3 on a neutral floor.

BYU GAME #18 FAST FACTS

BYU COUGARS (6-11, 0-2 MWC) at WYOMING COWBOYS (8-7, 0-2 MWC)

MONDAY, JAN. 17, 2005
 ARENA-AUDITORIUM (15,000)
 LARAMIE, WYO. 10 p.m. MST

Coaches: .BYU, Steve Cleveland (135-98 in eighth season; same overall)

.....Wyoming, Steve McClain (119-76 in seventh season; same overall)

Series: ...BYU leads, 92-67 (BYU swept the season series last year and downed Wyoming in the MWC quarterfinals)

TV:ESPN (Dave Pasch calls play-by-play with Jimmy Dykes adding analysis)

Radio: ...KSL 1160, BYU Sports Network (Greg Wrubell calls play-by-play with Brian Santiago adding commentary)

Web:Live audio and live stats are available at byucougars.com/basketball_m/ (select 2004-05 schedule)

BYU'S PROJECTED STARTERS:

POS. #	NAME	HT.	WT.	YR.	HOMETOWN / LAST TEAM	PPG	RPG	NOTE
F/C 54	Chris Miles	6-11	235	Fr.	Provo, UT / Timpview HS	2.9	2.5	Freshman had career-best 7 rebounds in start at CSU
C 52	Jared Jensen	6-9	250	Sr.	West Haven, UT / Fremont HS	9.8	4.4	Averaging 12.0 points, 7.2 rebounds over last five games
G/F 1	Mike Hall	6-3	205	Sr.	San Bernardino, CA / Dixie State College	13.5	4.0	Top returning scorer; 2004 MWC Defender of the Year
G 2	Mike Rose	6-2	185	So.	Houston, TX / Spring Woods HS	9.7	1.9	Leads team with 41 three-pointers and .427 3-FG %
G 13	Austin Ainge	6-2	180	So.	Gilbert, AZ / Highland HS	10.2	2.8	Scored career-high 25 points at CSU Saturday

BYU OFF THE BENCH:

POS. #	NAME	HT.	WT.	YR.	HOMETOWN / LAST TEAM	PPG	RPG	NOTE
F 3	Keena Young	6-6	205	So.	Beaumont, TX / South Plains College	6.0	5.5	Transfer leads the team with 94 rebounds (5.5 rpg)
F 4	Joshua Burgess	6-8	230	Jr.	Irvine, CA / Irvine Valley College	1.5	0.5	Has seen late action vs. Southern Utah and MSU-Billings
G 10	Terry Nashif	5-10	165	Sr.	Vancouver, WA / Evergreen HS	2.2	1.5	Senior captain adds 1.9 assists per game; has 14 career starts
G 12	Brock Reichner	6-4	205	Jr.	Provo, UT / Salt Lake Community College	1.8	0.8	Walkon transfer has appeared in 4 games in late action
G 20	Sam Burgess	6-3	190	So.	Alpine, UT / Snow College	2.4	0.9	Returned in May from 2-year Church mission to Spokane
G/F 23	Jimmy Balderson	6-6	200	So.	Magrath, Alberta / Magrath HS	5.0	0.8	Came out of planned redshirt year in BYU's fifth game
F 41	Garner Meads	6-8	225	So.	Salt Lake City, UT / Brighton HS	5.1	5.5	Has missed five games due to injury, has eight starts
C 43	Derek Dawes	6-11	265	So.	Salt Lake City, UT / Cottonwood HS	4.7	4.9	Since shoulder injury at St. Mary's has had limited play



BYU SERIES RECORD VS.

WYOMING

Overall Series Record: BYU leads 92-67
 BYU Record in Provo: 61-13
 BYU Record in Laramie: 27-52
 BYU Record at Neutral Sites: 4-2
 BYU Record under Steve Cleveland: 10-4
 BYU Record in Overtime Games: 1-3* (all in Laramie)
 *0-1 in 2OT games (1981 in Laramie, 84-86)
 Last OT Game: 1981, lost in Laramie, 84-86 (2OT)
 Longest BYU Win Streak: 12 (1972-77)
 Longest Wyoming Win Streak: 9 (1942-46)
 Largest BYU Margin of Victory: 35, 78-43 in 1966
 Largest Wyoming Margin of Victory: 32, 63-31 in 1931
 Most Points Scored by BYU: 102 in 1965
 Most Points Scored by Wyoming: 107 in 1966

RECENT SERIES RESULTS

Date	Opponent	Score	W/L
1-18-80	Wyoming	53-56	L
2-23-80	at Wyoming	39-30	W
1-24-81	Wyoming	84-70	W
2-26-81	at Wyoming (2OT)	84-86	L
1-9-82	at Wyoming	42-61	L
1-23-82	Wyoming	25-27	L
1-22-83	at Wyoming	82-64	W
3-12-83	Wyoming	54-41	W
1-26-84	Wyoming	74-61	W
1-25-84	at Wyoming	55-56	L
1-24-85	Wyoming	78-65	W
2-28-85	at Wyoming	66-78	L
2-20-86	at Wyoming	56-66	L
3-1-86	Wyoming	62-65	L
1-3-87	Wyoming	77-74	W
2-21-87	at Wyoming	67-63	W
1-13-88	at Wyoming	83-67	W
2-11-88	Wyoming	78-69	W
2-23-89	at Wyoming	65-72	L
3-2-89	Wyoming	71-67	W
1-20-90	at Wyoming	65-60	W
2-22-90	Wyoming	75-64	W
1-19-91	at Wyoming	80-86	L
1-26-91	Wyoming	72-77	L
1-16-92	Wyoming	68-59	W
1-23-92	at Wyoming	67-72	L
1-30-93	at Wyoming	77-64	W
2-6-93	Wyoming	75-62	W
1-27-94	Wyoming	82-66	W
2-3-94	at Wyoming	65-79	L
1-21-95	at Wyoming	58-52	W
2-11-95	Wyoming	78-72	W
1-18-96	Wyoming	84-75	W
2-10-96	at Wyoming	81-71	W
1-4-97	at Wyoming	61-89	L
2-8-97	Wyoming	60-72	L
1-17-98	Wyoming	60-41	W
2-14-98	at Wyoming	54-77	L
1-20-2000	Wyoming	87-78	W
2-26-00	at Wyoming	70-85	L
1-22-01	at Wyoming	78-85	L
2-15-01	Wyoming	79-63	W
3-9-01	vs. Wyoming^	77-66	W
2-2-02	Wyoming	85-70	W
2-28-02	at Wyoming	60-76	L
2-8-03	at Wyoming	74-66	W
3-6-03	Wyoming	69-50	W
1-19-04	Wyoming	78-64	W
2-14-04	at Wyoming	67-53	W
3-11-04	vs. Wyoming^	79-74	W

^MWC Tournament

LOOKING AT WYOMING

With an 8-7 overall record, the Wyoming Cowboys are off to an 0-2 start in the Mountain West Conference after dropping contests at New Mexico (89-75) and against Utah at home (74-49). The Cowboys also pulled out a 49-47 win over Cougar opponent Washington State during non-league play in December. Wyoming is 6-2 in Laramie this season and 76-16 at home under current head coach Steve McClain. The Cowboys are led by senior guard Jay Straight, who averages 17.6 points per game. Straight, a Second Team All-MWC selection last season, has scored 20+ points in five games so far this season and, with 1,309 career points, is just 13 points short of moving into 16th place all-time at Wyoming. He also ranks in the top five in the MWC in six statistical categories, coming in first in minutes played (38.8), second in assists (5.13 apg), third in steals (1.6 spg), fourth in scoring (17.6 ppg) and assist-to-turnover ratio (1.22-1.00) and fifth in three point field goals made (2.00 pg). Steve Leven, a 6-5 sophomore from Australia, is second on the team in scoring with 12.4 ppg. Senior Alex Dunn rounds out the double-digit scoring averages for the Cowboys, contributing 10.6 ppg. Dunn also leads the team and is third in the MWC in rebounding, pulling down 8.5 boards per game. Junior Justin Williams dominates on defense, leading the MWC and ranking 11th in the nation with 3.0 blocked shots per game. Wyoming is tied for tenth in the nation in blocked shots, averaging 5.6 bpg. As a team, the Cowboys shoot 44.6 percent from field goal range, including 34 percent from beyond the arc, and 65.7 percent from the free throw line while scoring 70.8 points per game. Wyoming allows its opponents to shoot 44.1 percent from the field, 38.2 percent from three-point range and 66.3 percent from the charity stripe for an average of 71.7 points per game. Head coach Steve McClain is 119-76 overall in his seventh year at Wyoming's helm and has compiled 41 MWC wins, second only to BYU head coach Steve Cleveland.

LAST OUTING - Cowboys Fall to Hot-Shooting Utes

LARAMIE, Wyo. (Jan. 15, 2005) - Reserve forward Jonas Langvad scored a career-high 19 points - 15 over his per game average - in leading Utah to its ninth consecutive victory with an easy 74-49 win over Wyoming on Saturday. Bryant Markson added 15 points, Tim Drisdorn 13, and Andrew Bogut 12 for the Utes (14-3 overall, 2-0 Mountain West Conference). Marc Jackson recorded 10 assists. Utah scored the game's first 16 points - half of them by Markson, who had 11 points in the first half - and the Utes never faced a serious challenge the rest of the contest. Wyoming, which missed its first 10 shots and hit just 28.6 percent from the field in the first half, didn't get on the scoreboard until Chris Anderson hit one of two free throws at the 10:18 mark. Wyoming (8-7, 0-2) would get no closer than 13 points the rest of the game as Utah led 32-16 at halftime and went ahead by as many as 32 points in the second half. Jay Straight led the Cowboys with 12 points - six below his average. Kevin Lewis had 10, all in the second half after not playing in the first half. The Cowboys finished the game shooting 37 percent from the field (18-of-49), while Utah made 59 percent (27-46). Utah also outrebounded Wyoming 35-22.

WYOMING'S PROJECTED STARTERS

Pos. #	Name	Ht.	Wt.	Yr.	PPG	RPG
F 1	Steve Leven	6-5	205	So.	12.4	2.3
F 21	Justin Williams	6-10	225	Jr.	7.5	5.4
C 13	Alex Dunn	7-0	255	Sr.	10.6	8.5
G 0	Dion Sherrell	6-4	210	Sr.	9.7	2.0
G 3	Jay Straight	5-11	178	Sr.	17.6	3.9

SERIES NOTES

This will be the 160th meeting between the two schools. BYU leads the series 92-67, including three wins last season. The Cougars have swept the season series the past two years. BYU's prior season sweep was in 1996. BYU has won eight of the last 10 games in the series and has won nine of 12 meetings between the two schools since the formation of the Mountain West Conference. The two teams split the season series with home wins in 2002, 2001, 2000 and 1998. They did not meet in 1999. Wyoming swept the series in 1997 during BYU's 1-25 season to end four straight BYU wins in 1995 and 1996. After Utah (237 games) and Utah State (222 games), BYU has faced Wyoming the third-most times in its history. Wyoming has a 52-27 advantage in Laramie while BYU boasts a 61-13 record in Provo. BYU has a 4-2 edge on a neutral floor, including a 2-0 advantage in conference tournament play after BYU's win at last year's MWC Tournament in Denver. BYU has won six straight in Provo since Steve Cleveland took over as head coach. Steve Cleveland is 10-4 vs. Wyoming.

OPPORTUNITY FOR RARE THIRD STRAIGHT WIN IN LARAMIE

BYU has won in Laramie the past two seasons. BYU had last won consecutive trips to Wyoming in 1994-95 and 1995-96. The Cougars have twice achieved winning streaks in Laramie longer than two games during the series against the Cowboys, which dates back to 1929. BYU won six straight in Wyoming from 1972-1977 after a three-game victory string from 1963-1965.



LAST YEAR'S BOX SCORE - AT MWC TOURNAMENT

(03-11-04 3:30 p.m. at Denver, Colo. (Pepsi Center))

VISITORS: Wyoming 11-17 (4-10 MWC)

#	Player	tot-fg		3-pt		fga		fta		rebounds		pf	tp	a	to	blk	s	min
		fg	fga	fg	fga	ft	fta	of	de	tot								
25	RIIS, Joe	f	2	5	0	0	4	5	1	4	5	3	8	0	2	0	1	28
13	DUNN, Alex	c	2	3	0	0	2	2	2	6	8	4	6	0	3	0	1	26
03	STRAIGHT, Jay	c	5	13	1	5	0	0	1	3	4	4	11	8	3	0	3	33
04	SHERRILL, Dion	g	5	10	0	3	0	0	0	3	3	3	10	0	5	0	0	23
24	WATSON, Mikel	g	5	11	2	4	9	10	3	0	3	3	21	1	0	0	2	37
00	MAKUN, Omoniyi	g	2	2	0	0	1	0	3	3	5	4	0	0	0	0	1	18
02	WEBB, Jerry	g	0	1	0	0	2	2	0	0	0	0	2	0	0	0	0	4
20	ROTTINGHAUS, David	g	2	4	0	2	2	2	0	1	1	4	6	1	1	0	1	10
23	ADAMS, David	g	3	5	0	1	0	0	2	2	3	6	0	1	0	1	1	18
31	CORREA, Mory	g	0	0	0	0	0	0	0	0	0	0	0	0	0	0	0	2
32	WILDENBORG, Ryan	g	0	1	0	0	0	0	0	1	1	1	0	1	0	0	0	1
TEAM																		
Totals.....		26	58	3	15	19	22	10	23	33	30	74	11	15	0	10	200	

TOTAL FG%	1st Half: 8-26 30.8%	2nd Half: 18-32 56.3%	Game: 44.8%	DEADBALL
3-Pt. FG%	1st Half: 1-8 12.5%	2nd Half: 2-7 28.6%	Game: 20.0%	REBOUNDS
F Throw %	1st Half: 10-12 83.3%	2nd Half: 9-10 90.0%	Game: 86.4%	0

HOME TEAM: Brigham Young 21-7 (10-4 MWC)

#	Player	tot-fg		3-pt		fga		fta		rebounds		pf	tp	a	to	blk	s	min
		fg	fga	fg	fga	ft	fta	of	de	tot								
03	BIGELOW, Mark	f	4	12	0	6	5	6	1	4	5	2	13	2	3	0	0	34
41	MEADS, Garner	f	2	3	0	0	0	0	1	2	3	4	0	0	0	1	1	17
55	ARAUJO, Rafael	c	6	10	0	5	7	4	10	14	3	17	1	4	1	2	3	32
01	HALL, Mike	g	3	10	1	4	6	8	2	2	4	2	13	2	0	0	2	33
04	LEMES, Luiz	g	6	10	1	1	5	6	0	1	1	4	18	3	3	0	1	37
00	WOODBERRY, Kevin	g	0	2	0	2	2	2	2	2	2	2	2	1	1	1	25	
05	SHOFF, Jake	g	4	5	0	0	0	1	1	2	5	8	1	1	0	0	10	
52	JENSEN, Jared	g	0	1	0	0	4	6	0	3	3	2	4	0	0	1	0	12
TEAM																		
Totals.....		25	53	2	13	27	35	9	25	34	23	79	11	12	3	7	200	

TOTAL FG%	1st Half: 13-32 40.6%	2nd Half: 12-21 57.1%	Game: 47.2%	DEADBALL
3-Pt. FG%	1st Half: 0-8 0.0%	2nd Half: 2-5 40.0%	Game: 15.4%	REBOUNDS
F Throw %	1st Half: 6-7 85.7%	2nd Half: 21-28 75.0%	Game: 77.1%	4

Officials: Bob Staffen, Tim Gabutero, Mike Giarratano

Technical fouls: Wyoming-None; Brigham Young-None.

Attendance: 7328

Score by Periods

Wyoming 27 47 74

Brigham Young 32 47 79

Mountain West Conference Tournament Quarterfinal Game

Points in the paint-WY 38, BY 30. Points off turnovers-WY 13, BY 20.
2nd chance points-WY 14, BY 12. Fast break points-WY 4, BY 10.
Bench points-WY 18, BY 14. Score tied 2 times. Lead changes-3 times.

LAST YEAR AT MWC TOURNAMENT – COUGARS HOLDS OFF COWBOYS TO ADVANCE TO MWC SEMIFINALS
DENVER, Colo. (March 11, 2004) – BYU got one step closer to the Mountain West Conference title with a 79-75 win over the No. 7 seed Wyoming Cowboys in only the second postseason meeting between the two teams. With the victory the Cougars' improve to 4-1 in MWC Quarterfinal games, extend their current winning streak to nine straight games and also get one step closer to ensuring themselves a bid into the NCAA Tournament. "It was another great college game," said BYU head coach Steve Cleveland. "I think we can make a really good case that we belong (in the NCAA Tournament) but the best way to make that case is just to keep winning." And winning is what BYU has done, improving their overall record to 21-7, while the Cowboys finish their season at 11-17 overall. "There were several people for us that stepped up, probably none bigger than Luiz in making some big baskets," said Cleveland. Leading the Cougars in scoring was senior point guard Luiz Lemes, who turned in a team-high 18 points and three assists in 37 minutes of play. Other Cougars who stepped up were seniors Rafael Araujo and Mark Bigelow along with junior Mike Hall who had great performances with all three Cougars scoring in double-digits in the afternoon game. Both Bigelow and Hall had 13 points while Araujo recorded his 15th double-double of the season with 17 points on 6-of-10 shooting and 14 boards, his second highest rebound total of the season and second highest in MWC Tournament history and most ever by a senior. In the first half, the Cougars fell behind 6-7 but it didn't last long as the Cougars mounted a 12-3 run to pull ahead of the Cowboys for the rest of the game. Araujo, Bigelow and Shoff each chipped in eight points in the half for BYU, teaming up for 24 of the Cougars' 32 points. The highlight of the half came as Araujo blocked a Wyoming shot, gathered the ball, passed it out to senior guard Kevin Woodberry who found Bigelow streaking down the sideline and hit him with an outlet pass for a wide open two-handed jam that brought the Cougar fans to their feet. Shoff then reeled off six straight points for the Cougars to go up 26-18 with under five minutes left in the half. BYU went on to close out the half with a pair of free throws by junior forward Jared Jensen, up 32-27 going into the break. The Cougars came out strong in the early going of the second half, putting up five unanswered points to go up by 10. Wyoming answered back with a 6-0 run of their own, including back-to-back steals and layups by David Adams to pull within four at 39-35. BYU fought to get some breathing room, pushing its lead to 12, the largest of the game, at 52-40 behind three-point baskets by Lemes and Hall. With 6:13 left in the game, senior forward Jake Shoff and Wyoming's David Rottinghaus were called for a double foul as the two fell to the floor away from the ball. The foul sent Shoff to the bench with his fifth foul. Wyoming instituted a full-court press through most of the half in an effort to force the Cougars to turn the ball over, but BYU was able to beat the press each time. "It was hard because we've never had that before," said Lemes. "There were 6-foot-9, 6-foot-10 guys against me, a 6-foot-3 guard. That was pretty tough but our guys did a good job against the press." The Cowboys managed to chip away at the Cougars' lead through the next five minutes, closing the margin to four points with less than two minutes to go in the game at 70-66. Free throws became key for the Cougars' down the stretch as the Cougars hit 7-of-8 shots from the line in the closing minute where they did not score a field goal. With less than 20 seconds to play, it was Woodberry's defensive play on Wyoming's Jay Straight that sealed the victory as Woodberry blocked Straight's three-point attempt, grabbed the ball and dribbled out the clock for the 79-75 win.

BYU BASKETBALL ON KSL NEWSRADIO 1160

The "Voice of the Cougars" is KSL Newsradio 1160's Greg Wrubell. He is in his ninth season as the play-by-play voice of BYU basketball. Wrubell, also the voice of BYU football, is joined by color analyst Mark Durrant, a four-year BYU basketball letterman who graduated in 1995 as a three-time Academic All-WAC forward, or Brian Santiago, who was the WAC assist and three-point percentage leader at Fresno State. Durrant has been part of the KSL broadcast team for eight years while Santiago is in his fourth year providing analysis for select games. Stations on the Cougar Sports Network include:

- Salt Lake City, Utah (Flagship) KSL 1160 AM
- St. George, Utah KDXU 890 AM
- Manti/Delta, Utah KMGR 95.7 FM
- Idaho Falls, Idaho KSSL 1260 AM
- Also, listen online at KSL.com



"Voice of the Cougars"
Greg Wrubell

BYU COACHES ON KSL EACH WEEK ...
Coaches Corner with Steve Cleveland
The Steve Cleveland Show
Cougar Hoops Weekly with Dave Rose

Wednesdays at 8:45 a.m.
Wednesdays 6-7 p.m.
Thursdays 6-7 p.m.



2004-05 BYU NUMERICAL ROSTER

NO.	NAME	POS.	HT.	WT	YR.	HOMETOWN (PREVIOUS SCHOOL)
1	Mike Hall	G/F	6-3	205	Sr.	TR-1L San Bernardino, CA / Dixie State College
2	Mike Rose	G	6-2	185	So.	1L Houston, TX / Spring Woods HS
3	Keena Young	F	6-6	205	So.	TR Beaumont, TX / South Plains College
4	Joshua Burgess	F	6-8	230	Jr.	TR-RS Irvine, CA / Irvine Valley College
5	Joshua Reisman	G	6-1	180	Jr.	TR Mount Vernon, Wash. / San Jose City College
10	Terry Nashif	G	5-10	165	Sr.	3L Vancouver, WA / Evergreen HS
12	Brock Reichner	G	6-4	205	Jr.	TR Provo, UT / Salt Lake Community College
13	Austin Ainge	G	6-2	180	So.	RS-1L Gilbert, AZ / Highland HS
20	Sam Burgess	G	6-3	190	So.	TR Alpine, UT / Snow College
23	Jimmy Balderson	G	6-6	200	So.	1L Magrath, Alberta / Magrath HS
34	David Burgess	C	6-10	265	Fr.	HS Irvine, CA / Woodbridge HS
41	Garner Meads	F	6-8	225	So.	RS-1L Salt Lake City, UT / Brighton HS
43	Derek Dawes	C	6-11	275	So.	1L-RS Salt Lake City, UT / Cottonwood HS
44	Trent Plaisted	F	6-11	220	Fr.	HS San Antonio, TX / Clark HS
52	Jared Jensen	F/C	6-9	250	Sr.	3L West Haven, UT / Fremont HS
54	Chris Miles	F	6-11	235	Fr.	HS Provo, UT / Timpview HS

Head Coach: Steve Cleveland , UC Irvine, 1976
 Associate Head Coach: Dave Rose, Houston, 1983
 Assistant Coaches: Andy Toolson, BYU, 1990; John Wardenburg, BYU, 1986
 Director of Basketball Operations: Walter Roese, BYU-Hawaii, 1994
 Team Trainer: Robert Ramos, BYU, 1995

PRONUNCIATION GUIDE

TERRY NASHIF
 NASH-if

TRENT PLAISTED
 PLAY-sted

BROCK REICHNER
 RICH-ner

KEENA YOUNG
 KEY-nah

WALTER ROESE
 row-EESE

ROBERT RAMOS
 RAY-mus

SEASON / CAREER HIGHS

#	PLAYER	POINTS	REBOUNDS	ASSISTS
1	HALL, Mike <i>Career:</i>	23 vs. California, at Weber State <i>same</i>	9 vs. Boise State <i>same</i>	5 vs. Chaminade, vs. Boise State <i>same</i>
2	ROSE, Michael <i>Career:</i>	26 vs. Santa Clara <i>same (also vs. Southern Utah (2003))</i>	6 vs. San Diego State <i>same</i>	5 vs. Santa Clara <i>6 vs. Southern Utah (2003)</i>
3	YOUNG, Keena <i>Career:</i>	14 vs. Chaminade, at Weber State <i>same</i>	10 vs. North Carolina, NC State <i>same</i>	4 at Weber State <i>same</i>
4	BURGESS, Joshua <i>Career:</i>	3 vs. MSU-Billings <i>same</i>	1 vs. Southern Utah <i>same</i>	1 vs. Southern Utah <i>same</i>
10	NASHIF, Terry <i>Career:</i>	10 vs. MSU-Billings <i>11 at San Diego State (2003)</i>	8 vs. California <i>same</i>	10 at USC <i>same</i>
12	REICHNER, Brock <i>Career:</i>	3 vs. Southern Utah <i>same</i>	2 vs. MSU-Billings <i>same</i>	1 vs. Southern Utah <i>same</i>
13	AINGE, Austin <i>Career:</i>	25 at Colorado State <i>same</i>	7 vs. Santa Clara <i>same</i>	8 vs. NC State, vs. MSU-Billings <i>same</i>
20	BURGESS, Sam <i>Career:</i>	8 vs. Chaminade <i>same</i>	3 vs. Chaminade, vs. MSU-Billings <i>same</i>	4 vs. MSU-Billings <i>same</i>
23	BALDERSON, Jimmy <i>Career:</i>	22 at USC <i>same</i>	3 vs. MSU-Billings <i>7 vs. vs. Fort Lewis (2002)</i>	4 at USC <i>same</i>
34	BURGESS, David <i>Career:</i>	- <i>-</i>	- <i>-</i>	- <i>-</i>
41	MEADS, Garner <i>Career:</i>	10 at USC, at Weber State <i>19 vs. San Diego State (2004)</i>	11 vs. MSU-Billings <i>same</i>	2 vs. Boise State, vs. Washington State <i>same</i>
43	DAWES, Derek <i>Career:</i>	10 vs. Chaminade, at USC, vs. SUU <i>same</i>	10 vs. Stanford <i>same</i>	1 [five times] last vs. Santa Clara <i>2 vs. Wyoming (2/15/01)</i>
44	PLAISTED, Trent <i>Career:</i>	2 vs. North Carolina <i>same</i>	4 vs. Stanford <i>same</i>	1 vs. North Carolina <i>same</i>
52	JENSEN, Jared <i>Career:</i>	23 vs. Santa Clara <i>same</i>	10 at Colorado State <i>same (4 times - last at CSU 1-15-05)</i>	3 at Weber State <i>same (also at San Diego State)</i>
54	MILES, Chris <i>Career:</i>	12 vs Santa Clara <i>same</i>	7 at Colorado State <i>same</i>	3 vs. Southern Utah, vs. Santa Clara <i>same</i>



BYU MARGIN OF VICTORY/DEFEAT

WINS	LOSSES
1 point	
2 points	1
3 points	2
4 points	
5 points	1
6 points	
7 points	1
8 points	
9 points	1
10 points	
11 points	1
12 points	
13 points	2
14 points	1
15 points	
16-19 points	1 (18)
20-24 points	1 (21)
25-29 points	1 (25)
30-plus points	1 (40)

CURRENT BYU WIN/LOSS STREAKS ...

At home	1-0
On the road	0-2
On a neutral floor	0-1
At home vs. Nonconference	3-0
At home vs. MWC	0-1
On the road vs. Nonconference	0-1
On the road vs. MWC	0-1
On a neutral floor vs. Nonconference	0-1
On a neutral floor vs. MWC	0-1
at regular season tournament	1-0
at MWC Tournament	0-1
at NCAA Tournament	0-5
at NIT	0-1

BYU'S 2004-05 RECORD WHEN ...

At home	4-4
On the road	1-4
On a neutral floor	1-3
On Television	1-9
On CBS	0-0
On ESPN	0-0
On ESPN2	0-1
On ESPN+Plus	0-1
On ABC	0-0
On SportsWest	0-3
On other local broadcast TV	1-4
On Monday	0-1
On Tuesday	2-3
On Wednesday	2-1
On Thursday	1-0
On Friday	1-0
On Saturday	0-6
Coming off a win	2-4
Coming off a loss	4-6
Had two or more days between last game	4-10
Had only one day between last game	1-0
Playing the next day after a game	1-1
BYU scores 100 or more points	1-0
BYU scores between 90-99 points	1-0
BYU scores between 80-89 points	1-1
BYU scores between 70-79 points	3-0
BYU scores between 60-69 points	0-4
BYU scores below 60 points	0-6
Opponent scores 90 or more points	0-0
Opponent scores between 80-89 points	0-3
Opponent scores between 70-79 points	4-3
Opponent scores between 60-69 points	1-2
Opponent scores between 50-59 points	2-1
Opponent scores below 50 points	0-1
BYU leads at half	5-2
Opponent leads at half	0-8
Score tied at half	1-1
BYU leads with 5 minutes left	6-1
Opponent leads with 5 min. left	0-10
Score tied with 5 minutes left	0-0
BYU leads with 1 minute left	6-1
Opponent leads with 1 min. left	0-10
Score tied with 1 minute left	0-0
Game goes into overtime	0-0
BYU shoots 50 % or better	4-0
Opponent shoots 50 % or better	0-1
BYU outshoots opponent	6-1
Opponent outshoots BYU	0-10
BYU outrebounds opponent	4-4
Opponent outrebounds BYU	2-7
BYU and opponent tie in rebounds	0-0
vs. top-25 ranked opponent	0-2
vs. 2004 conference champions	0-3
vs. 2004 postseason teams	1-6

BYU's LAST OUTING - LATE SURGE FALLS SHORT AGAINST RAMS

FORT COLLINS, Colo. (Jan 15, 2005) – BYU's Austin Ainge caught fire early and never cooled off in leading the Cougars with a career-high 25 points, but Colorado State's bench lifted the Rams past BYU 74-67 at Moby Arena. CSU's bench overwhelmingly outscored the Cougar bench, 47-8. "We need our bench to score more," BYU head coach Steve Cleveland said. "And we have to make shots on the road if we want to win." Ainge got the Cougars off to a quick start, connecting on a long range three-pointer and two free throws to take a 5-0 lead. BYU's early lead quickly disappeared as the Rams capitalized on Cougar turnovers and a dismal 18.9 percent first-half shooting performance. BYU's leading scorer Mike Hall was held scoreless in the opening period. The Rams ran away with a 10-0 run late in the first half to take a 32-22 lead into the locker room. In the second half, the Cougars jumped on the Rams with a quick 6-0 spurt and continued to crawl back, eventually taking a 43-42 lead at the 11-minute mark. But the Rams regained the lead for good on a lay-up by freshman 7-footer Jason Smith, who scored a career-high 19 points. With under a minute left to play, Ainge brought the Cougars within three on back-to-back three-pointers, but the Rams sharp free-throw shooting gave CSU the victory and continued its unbeaten record at home this season. "It came down to execution on both sides of the floor," Cleveland said. "Chris (Miles) and Jared (Jensen) both played well in the second half offensively and defensively." BYU finished the game shooting 35 percent from the field. Mike Hall contributed 11 points while Jared Jensen scored nine points and equaled a career-high 10 rebounds. Miles added eight points and a career-best seven rebounds while assisting in holding CSU's leading scorer Matt Nelson to just 11 points. BYU is now 0-10 when scoring less than 70 points. At 6-11 overall and 0-2 in the Mountain West Conference, BYU will continue the Front Range road swing on Monday in Laramie when the Cougars and Cowboys tip-off in a nationally televised 10 p.m. (MST) tilt on ESPN.

BYU STARTING LINEUPS

Opponent	(1)	(2)	(3)	(4)	(5)
v. North Carolina	Nashif	Rose	Hall	Meads	Jensen
v. Stanford	Nashif	Rose	Hall	Meads	Jensen
v. Chaminade	Nashif	Rose	Hall	Young	Jensen
California	Nashif	S. Burgess	Hall	Young	Jensen
at Utah State	Nashif	Hall	Young	Meads	Jensen
at USC	Ainge	Hall	Young	Meads	Jensen
Boise State	Nashif	Hall	Balderson	Meads	Jensen
v. Washington St	Nashif	Hall	Balderson	Meads	Jensen
Utah State	Ainge	Hall	Balderson	Meads	Dawes
NC State	Ainge	Hall	Young	Miles	Jensen
at Weber State	Ainge	Hall	Young	Jensen	Dawes
Southern Utah	Ainge	Rose	Hall	Young	Jensen
Santa Clara	Ainge	Hall	Young	Jensen	Dawes
at Saint Mary's	Ainge	Hall	Young	Jensen	Dawes
San Diego State	Ainge	Rose	Hall	Miles	Jensen
MSU-Billings	Ainge	Rose	Hall	Meads	Jensen
at Colorado State	Ainge	Rose	Hall	Miles	Jensen

STARTING LINEUP RECORDS (12 different lineups)

RECORD	(1)	(2)	(3)	(4)	(5)
0-2	Nashif	Rose	Hall	Meads	Jensen
1-0	Nashif	Rose	Hall	Young	Jensen
0-1	Nashif	S. Burgess	Hall	Young	Jensen
0-1	Nashif	Hall	Young	Meads	Jensen
0-1	Ainge	Hall	Young	Meads	Jensen
1-1	Nashif	Hall	Balderson	Meads	Jensen
0-1	Ainge	Hall	Balderson	Meads	Dawes
0-1	Ainge	Hall	Young	Miles	Jensen
2-1	Ainge	Hall	Young	Jensen	Dawes
1-0	Ainge	Rose	Hall	Young	Jensen
0-2	Ainge	Rose	Hall	Miles	Jensen
1-0	Ainge	Rose	Hall	Meads	Jensen

2004-05 RECORD WHEN ...

Mike Hall starts	6-11 (17 starts)
Jared Jensen starts	6-10 (16 starts)
Austin Ainge starts	4-6 (10 starts)
Keena Young starts	4-5 (9 starts)
Garner Meads starts	2-6 (8 starts)
Terry Nashif starts	2-5 (7 starts)
Mike Rose starts	3-4 (7 starts)
Derek Dawes starts	2-2 (4 starts)
Jimmy Balderson starts	1-2 (3 starts)
Chris Miles starts	0-3 (3 starts)
Sam Burgess starts	0-1 (1 start)





2004-05 MWC STANDINGS

Team	MWC	Overall
Utah	2 0 1.000	14 3 .824
Air Force	2 0 1.000	11 6 .647
San Diego State	2 0 1.000	8 7 .533
New Mexico	1 1 .500	14 3 .824
Colorado State	1 1 .500	9 6 .600
Wyoming	0 2 .000	8 7 .533
UNLV	0 2 .000	7 7 .500
BYU	0 2 .000	6 11 .353

UPCOMING SCHEDULE:

January 17 (Monday)

- *BYU at WYOMING, 10 p.m. ESPN
- *UTAH at COLORADO STATE, 6 p.m. FSN/KJZZ

INJURY ISSUES

BYU has suffered through several different injury issues this year. Sophomore forward Garner Meads has missed five games overall this year due to injury (three games foot, two games ankle). Tests proved negative for a stress fracture in his foot and he was able to return to action last vs. San Diego State. Meads had already missed two games (ankle) earlier this season. Sophomore center Derek Dawes has played the last eight games with a broken thumb and missed most of the last three games due to a shoulder injury. Freshman center David Burgess is scheduled for ankle surgery and will be out for the season, and freshman forward Trent Plaisted is out indefinitely (knee). Both made limited appearances early in the seasons. Junior transfer Josh Reisman, a 6-1 guard who played in only one game for five minutes, had a second surgery to repair the broken nose he suffered during the summer and won't return. Senior F/C Jared Jensen did not start and played limited minutes vs. Utah State due to food poisoning and junior forward Joshua Burgess has been slowed by back problems. Freshman F/C Chris Miles is the only Cougar post player not to have his play limited during the regular season due to illness or injury.

NOTES FROM LAST BYU OUTING

- Sophomore point guard Austin Ainge scored a career-high 25 points to lead all scorers. His five treys also set a new career mark.
- Senior center Jared Jensen recorded double-digit rebounds for the fourth time in his career to equal a personal-best 10 boards. Two of his 10-rebound games have come against the Rams as Jensen grabbed 10 rebounds against Colorado State in Provo last season.
- Jared Jensen's missed his first free throw since going 0-1 on Dec. 18 vs. Utah State. He made 23 straight before misfiring on his first attempt Saturday vs. the Rams. He made his final three shots from the line to go 3-of-4 on the night.
- Senior guard Mike Hall has made 15 straight free throws. He was 2-for-2 against CSU at the line while scoring all 11 of his points in the second half.
- Freshman forward/center Chris Miles grabbed a career-best seven rebounds, including a personal-high 5 offensive boards, to go along with eight points on 3-of-6 shooting. Miles made his third start of the season and logged 19 minutes while assisting in holding CSU's leading scorer Matt Nelson to just 11 points.
- BYU's 18.9 percent shooting in the first half at CSU was its second-worst shooting first half this season, just slightly better than the 18.5 percent the Cougars made in their season-opening loss to nationally ranked North Carolina.
- BYU attempted a season-high 30 three-point shots at CSU, converting on only eight attempts (.267).
- Colorado State went to the free-throw line 38 times, 13 more attempts than any other BYU opponent this season. The Rams totaled 26 points at the line. BYU was 11-for-13 at the charity stripe.
- BYU's loss at CSU ended a two-game winning streak at Mobey Arena as the Cougars swept the Front Range road trip the past two seasons. The loss also halted BYU's three-game conference road winning streak.
- Scoring 67 points against the Rams, the Cougars fall to 0-10 on the season when scoring less than 70 points. BYU is 6-1 when topping 70 points, with the lone defeat an 87-82 setback at USC.

FREE THROW RECORDS SET THIS SEASON

The Cougars set a school record by making 33 consecutive free throws until finally misfiring against San Diego State. BYU set a single-game record to start the streak by making 24 straight free throws against Santa Clara on Dec. 31. The 33 straight free throws spanned three games. No. 1 in the MWC, BYU is ranked No. 8 nationally in the latest NCAA free throw percentage statistical leaders.

AINGE PROVING POINT

Point guard Austin Ainge is one of BYU's young players taking advantage of his opportunity for playing time this season. He has earned the starting position, making the last nine starts. He scored a career-high 25 points at CSU Saturday. He had a career-high 7 rebounds vs. Santa Clara, 21 points on 6-of-9 shooting vs. Utah State and a career-most 8 assists vs. NC State and MSU-Billings. He is now earning the majority of the point guard minutes with senior Terry Nashif coming off the bench. Overall, he is second on the team in scoring at 10.2 ppg and leads the team in assists at 3.8 apg and steals (1.4 spg).

JENSEN MODEL OF EFFICIENCY

Jared Jensen has made 36 of his last 51 field goal attempts (.706) and has made 26 of his last 27 free throws. On the season Jensen leads the team in both categories, shooting .596 (4th in MWC) and .875 from the line (No. 1 in MWC, 15th nationally).

JENSEN GOING TO THE BOARDS

Jared Jensen's 10 rebounds at CSU Saturday tied his career high. In the first 12 games, Jensen averaged 3.2 rebounds but over the last five games he is averaging 7.2 rebounds.

SCORING SPREE

BYU's 59-point second half against Santa Clara is its most points in a half under head coach Steve Cleveland. BYU also achieved its largest first-half production in the Cleveland era with 57 points in the first 20 minutes vs. Montana State-Billings. Prior to this season, the previous high for a half under Cleveland was 56 first-half points against Rice in 2002. BYU's 110 total points against MSUB is its highest point total since 1995.

SHOOTING PERCENTAGE/WINNING PERCENTAGE

BYU is 6-1 when out shooting its opponent and 0-10 when the opponent has the better percentage. After shooting below 40 percent in six of its first 10 games, the Cougars topped 50 percent shooting the three games (all wins) prior to shooting 41 percent at Saint Mary's. BYU then rebounded with another great shooting night against MSU-Billings, shooting 54.8 percent from the floor and a season-high 62.5 percent from three-point range. BYU made only 35 percent at CSU Saturday. BYU shot 52 percent vs. Santa Clara and made 50 percent from the floor and 57 percent on threes (12-of-21) vs. Southern Utah. The Cougars made a season-high 60 percent from the floor and 54.5 percent on threes in its win at Weber State.



COUGAR ROSTER BREAKDOWN

STARTERS RETURNING (3)

Mike Hall	G/F Sr.	12.8 PPG, 3.5 RPG, 1.4 SPG
		<i>(30 starts in 2003-04, 30 career starts)</i>
Jared Jensen	F/C Sr.	3.8 PPG, 2.1 RPG, .536 FG%
		<i>(8 starts in 2003-04, 58 career starts)</i>
Garner Meads	F So.	4.2 PPG, 2.9 RPG, .547 FG%
		<i>(18 starts in 2003-04, 18 career starts)</i>

STARTERS LOST (4)

Rafael Araujo	C	6-11	18.4 PPG, 10.1 RPG, 1.4 SPG
			<i>(30 starts in 2003-04, 62 career starts)</i>
Mark Bigelow	F/G	6-7	13.4 PPG, 3.8 RPG, 2.8 APG
			<i>(30 starts in 2003-04, 119 career starts)</i>
Luiz Lemes	G	6-3	8.7 PPG, 3.0 RPG, 4.5 APG
			<i>(30 starts in 2003-04, 30 career starts)</i>
Kevin Woodberry	G	6-0	5.0 PPG, 1.9 RPG, 2.1 APG
			<i>(5 starts in 2003-04, 31 career starts)</i>

LETTERWINNERS RETURNING (8)

Mike Hall	G/F Sr.	12.8 PPG, 3.5 RPG, 1.4 SPG
Jared Jensen	F/C Sr.	3.8 PPG, 2.1 RPG, .536 FG%
Terry Nashif	G Sr.	1.0 PPG, 1.0 RPG, 1.1 APG
Austin Ainge	G So.	1.3 PPG, 0.4 RPG, 0.8 APG
Garner Meads	F So.	4.2 PPG, 2.9 RPG, .547 FG%
Mike Rose	G So.	3.9 PPG, 0.7 RPG, .459 3FG%
*Jimmy Balderson	G So.	4.0 PPG, 1.5 RPG
*Derek Dawes	C So.	1.1 ppg, 2.0 rpg

** returning from mission; stats from 2001-02 season*

*** redshirt last year after returning from mission, stats from 2000-01 season*

LETTERWINNERS LOST (7)

Rafael Araujo	C Sr.	18.4 PPG, 10.1 RPG, 1.4 SPG
Mark Bigelow	F/G Sr.	13.4 PPG, 3.8 RPG, 2.8 APG
Luiz Lemes	G Sr.	8.7 PPG, 3.0 RPG, 4.5 APG
Kevin Woodberry	G Sr.	5.0 PPG, 1.9 RPG, 2.1 APG
Jake Shoff	F/C Sr.	2.9 PPG, 2.7 RPG, .612 FG%
Ricky Bower	G Sr.	Missed Sr. season due to injury
+Marc Roberts	G	6-3 (1.7 ppg, 1.1 rpg)

+ Left team after sixth game in 2003-04

RETURNING 2003-04 REDSHIRTS (2)

Joshua Burgess	F	6-8 Jr.	TR
Derek Dawes	C	6-11 So.	1L

NEWCOMERS (7)

David Burgess	C	6-10 Fr.
		<i>(signed out of Woodbridge HS in Irvine, Calif.)</i>
Sam Burgess	G	6-3 So.
		<i>(Transfer back from LDS Mission (Snow College))</i>
Chris Miles	F	6-10 Fr.
		<i>(Signed out of Timpviev HS in Provo, Utah)</i>
Trent Plaisted	F	6-10 Fr.
		<i>(Signed out of Clark HS in San Antonio)</i>
Brock Reichner	G	6-4 Jr.
		<i>(Walkon transferring from Salt Lake CC)</i>
Joshua Reisman	G	6-1 Jr.
		<i>(Transfer signed out of San Jose City College (Calif.))</i>
Keena Young	G/F	6-6 So.
		<i>(Transfer signed out of South Plains College (Texas))</i>

RETURNING FROM LDS CHURCH MISSIONS (2)

Sam Burgess	G	6-3	190	So.	TR
					<i>(Returned in May from Spokane, Wash.)</i>
Jimmy Balderson	G	6-6	200	So.	1L
					<i>(Returned in August from Micronesia, Guam)</i>

COUGAR PROGRAM ACHIEVED ANOTHER 20-WIN SEASON LAST YEAR

Last year's 21-9 NCAA team was Steve Cleveland's fourth 20-win team in the past five years. In his seven seasons in Provo, Cleveland has rebuilt the 1-25 program he inherited into a regular conference contender and NCAA participant. Only three BYU coaches have had more 20-win seasons.

- Stan Watts had 6 seasons of 20 wins in 23 years of coaching
- Roger Reid had 6 seasons of 20 wins in 8 years of coaching
- G.Ott Romney had 5 seasons of 20 wins in 9 years of coaching

FIVE STRAIGHT POSTSEASON INVITES

BYU earned its fifth straight postseason invitation in 2003-04, including its third NCAA Tournament berth in the last four years. The Cougars earned their second consecutive NCAA at-large invitation after finishing the year with the MWC's best RPI rating and strength of schedule ranking. The Cougars also had the league's top win with its victory over Big 12 Champion and NCAA Final Four participant Oklahoma State.

LOOKING AT THE LAST FIVE YEARS

Year	Overall Record	Pre-League	MWC Games	Home Games	MWC Tourney	Postseason
2003-04	21-9 (.700)	10-3 (.769)	10-4 (.714)	13-0 (1.000)	1-1 (.500)	NCAA 0-1
2002-03	23-9 (.719)	11-4 (.733)	11-3 (.786)	13-1 (.929)	1-1 (.500)	NCAA 0-1
2001-02	18-12 (.600)	10-3 (.769)	7-7 (.500)	16-0 (1.000)	0-1 (.000)	NIT 1-1
2000-01	24-9 (.727)	11-4 (.733)	10-4 (.714)	15-0 (1.000)	3-0 (1.000)	NCAA 0-1
<u>1999-00</u>	<u>22-11 (.667)</u>	<u>11-2 (.846)</u>	<u>7-7 (.500)</u>	<u>14-2 (.875)</u>	<u>2-1 (.667)</u>	<u>NIT 2-1</u>
TOTALS	108-50 (.684)	53-16 (.768)	45-25 (.643)	71-3 (.959)	7-4 (.636)	3-5 (.375)

CONFERENCE TITLES

BYU has won two regular season MWC titles (2001 and 2003) and one MWC Tournament crown (2001) during the five years of the Mountain West Conference. BYU finished second in the regular season last year and was the 2000 MWC Tournament runner-up.

MWC SUCCESS

With BYU's 10-4 conference record last year, Steve Cleveland now has the most MWC wins of any coach. He passed Wyoming's Steve McClain last season and now has 45 MWC wins compared to McClain's 41.

BYU SUCCESS EVIDENT BY MWC AWARDS

BYU players have earned 15 All-MWC honors in the five years of the league, including last year when Rafael Araujo (1st team), Mark Bigelow (2nd team) and Mike Hall (3rd team) were recognized. Two players, Mekeli Wesley in 2001 and Rafael Araujo last year, have earned MWC Player of the Year accolades, while two others, Travis Hansen in 2003 and Mike Hall last year, have been named Defensive Player of the Year. Cougar coach Steve Cleveland was named MWC Coach of the Year in 2003.

NONCONFERENCE SUCCESS

BYU has had the best success of any MWC team against nonconference competition in the first five years of the league. Cleveland coached BYU to a 56-21 (.727) record against nonconference teams in that five years span, including the league's only unbeaten home nonconference record at 39-0 over those five years. Overall, the Cougars defeated 40 straight non-conference opponents in the Marriott Center since starting the streak with a 61-59 win over Utah State as a member of the WAC on Jan. 2, 1999. Cal just ended the streak with its 67-64 win on Nov. 27. BYU also achieved top nonconference wins with victories over nationally ranked opponents Oklahoma State (2003-04) and Stanford (2001-02).

PLAYERS IN THE PROS

In the past five years the BYU program has helped several players go on to professional basketball opportunities. Rafael Araujo was the No. 8 overall pick in this year's NBA draft, selected by the Toronto Raptors. Travis Hansen was the second-round pick of the Atlanta Hawks in 2003. After playing one year with the Hawks he signed a lucrative one-year contract to play in Spain. Others to play professionally over the past five years include Mekeli Wesley (Belgium), Terrell Lyday (France), Trent Whiting (Italy), Eric Nielsen (Spain) and Silester Rivers (Chile). In addition to Araujo, Mark Bigelow (Germany) and Luiz Lemes (Brazil) joined the professional ranks overseas from last year's team.

BYU TOPS MWC IN ATTENDANCE

BYU led the Mountain West Conference in attendance and was ranked 11th nationally in home attendance after averaging 15,300 in 13 home games in 2003-04. The prior season in 2002-03, BYU averaged the 17th largest crowd in the nation overall at 14,468 and had the nation's largest percentage increase over the prior season (during the 2002 Olympic Games hosted in Salt Lake City). Last year BYU had a season-high 22,718 attendance vs. Utah, the largest crowd since 1992 and the 21st largest crowd ever in the Marriott Center.

YEAR	OVERALL ATTENDANCE	PRE-LEAGUE	MWC GAMES
2003-04	15,300	13,340	16,981
2002-03	14,468	13,355	15,581
2001-02	8,630	6,810	11,043
*1997-98	8,430	6,647	9,767

*Cleveland's first year



BYU NCAA RESULTS

1950	Western Regional Semis (Kansas City) Baylor 56, BYU 55 Western Consolation (Kansas City) BYU 83, UCLA 62
1951	West First Round (Kansas City) BYU 68, San Jose State 61 West Regional Semifinals (Kansas City) Kansas State 64, BYU 54 West Regional Consolation (Kansas City) Washington 80, BYU 67
1957	West Regional Semifinals (Corvallis, Ore) California 86, BYU 59 West Regional Consolation (Corvallis, Ore) BYU 65, Idaho State 54
1965	West Regional Semifinals (Provo) UCLA 100, BYU 76 West Regional Consolation (Provo) Oklahoma City 112, BYU 102
1969	West First Round (Las Cruces, NM) New Mexico State 74, BYU 62
1971	West First Round (Logan, UT) BYU 91, Utah State 82 West Reg. Semifinals (Salt Lake) UCLA 91, BYU 73 West Reg. Consolation (Salt Lake) Pacific 84, BYU 81
1972	West First Round (Pocatello, Idaho) Long Beach State 95, BYU 90
1979	West Second Round (Tucson, Ariz.) (4) San Francisco 86 (5) BYU 63
1980	West First Round (Ogden, Utah) (6) Clemson 71 (3) BYU 66
1981	East Regional (Providence, R.I.) (6) BYU 60, (11) Princeton 51 (6) BYU 78, (3) UCLA 55 East Regional Semifinals (Atlanta) (6) BYU 51, (2) Notre Dame 50 West Regional Finals (Atlanta) (1) Virginia 74, (6) BYU 60
1984	Midwest Regional (Birmingham, Ala.) (8) BYU 84, (9) UAB 68 (1) Kentucky 93, (8) BYU 68
1987	SE First Round (Birmingham, Ala.) (7) New Orleans 83, (10) BYU 79
1988	Midwest Regional (Birmingham, Ala.) (4) BYU 98, (13) NC-Charlotte 92 (OT) (5) Louisville 97, (4) BYU 76
1990	East First Round (Hartford, Conn.) (5) Clemson 49, (12) BYU 47
1991	West First Round (Salt Lake) (10) BYU 61, (7) Virginia 48 West Second Round (Salt Lake) (2) Arizona 76, (10) BYU 61
1992	West First Round (Boise, Idaho) (7) LSU 94, (10) BYU 83
1993	Midwest First Round (Chicago) (7) BYU 80, (10) SMU 71 Midwest Second Round (Chicago) (2) Kansas 90, (7) BYU 76
1995	Midwest First Round (Memphis, Tenn.) (9) Tulane 76, (8) BYU 70
2001	West First Round (San Diego, Calif.) (5) Cincinnati 84, (12) BYU 59
2003	South First Round (Spokane, Wash.) (5) Connecticut 58, (12) BYU 53
2004	Phoenix Region First Round (Denver, Colo.) (5) Syracuse 80, (12) BYU 75

WINNING BASKETBALL TRADITION

With its all-time record of 1478-950 (.609), BYU is No. 19 all-time in Division I victories. The Cougars rank 36th all-time in winning percentage among all Division I basketball programs. The Cougars have had 82 winning seasons in their 102 years of basketball and have made 30 postseason appearances, including 21 NCAA bids, and won 26 conference championships.

WINNING WAYS

- With its win at UNLV last year to conclude the regular season, BYU achieved its 28th 20-win season. The Cougars have averaged 20 wins every 2.7 years (BYU has played 76 seasons in which it has played at least 20 games in a season).

- Last year was BYU coach Steve Cleveland's fourth 20-win season in his seven years in Provo since rebuilding the program from its 1-25 season in 1996-97. Cleveland has the second-highest percentage of 20 win seasons (57%) in BYU history behind Roger Reid (75%). Only three BYU coaches have had more than four seasons of 20 wins:

Stan Watts had 6 seasons of 20 wins in 23 years of coaching
Roger Reid had 6 seasons of 20 wins in 8 years of coaching
G.Ott Romney had 5 seasons of 20 wins in 9 years of coaching

CLEVELAND NO. 2 ON MARRIOTT CENTER VICTORY LIST; NO. 2 IN ALL-TIME BYU WINS ON HORIZON

Cougar head coach Steve Cleveland has guided BYU to the second-most Marriott Center wins. He needs five more Marriott Center wins to have the most ever by a BYU coach. With his 88-22 record in the Cougars' home arena, he is currently second, having passed Frank Arnold's 81 victories last year. Roger Reid has the most Marriott Center wins with 92. Ladell Andersen is fourth with 71. With a 135-98 overall record in his eighth season in Provo, Cleveland is fifth on BYU's career coaching victories list and is 18 wins from moving into second. He needs three wins to move into fourth. He moved past Legendary Cougar coach Stan Watts has the most wins in school history with 372 triumphs from 1949-72. Ott Romney (1927-35) and Roger Reid (1989-96) both achieved 152 victories and Frank Arnold (1975-83) is currently fourth with 137 wins.

BYU AMONG 14 TEAMS TO HAVE PLAYER DRAFT EACH OF THE LAST TWO SEASONS

BYU is one of 14 teams to have at least one player drafted in each of the last two NBA drafts. Former BYU center Rafael Araujo was the No. 8 overall pick in the 2004 draft, being selected by the Toronto Raptors. Former BYU guard Travis Hansen was the No. 37 pick overall, taken in the second round by the Atlanta Hawks in the 2003 draft. Following is the list of teams that have had a player drafted the past two seasons (number of players drafted in parenthesis): Arizona (2), BYU (2), Connecticut (3), Duke (3), Georgia (2), Gonzaga (2), Memphis (2), Minnesota (2), Missouri (2), Oregon (2), Stanford (3), Texas (2), UCLA (2), Xavier (3).

NCAA TOURNAMENT TRADITION

BYU gained an at-large bid to the NCAA Tournament after making a solid case for entry into the annual championship field. The Cougars achieved 21 wins even though they played more games (16) away (8-8 record) from home than they did in the Marriott Center where BYU was a perfect 13-0. The Cougars finished the season strong, winning nine straight games until being upset 54-51 by Utah in the MWC Tournament semifinals. BYU had an RPI of 31 and strength of schedule rated No. 35 when selected. BYU had quality wins, including a neutral court victory over nationally ranked and Final Four qualifier Oklahoma State, the Big 12 champs.

- BYU made its 21st NCAA Tournament appearance. The Cougars have an 11-24 record in the NCAA Tournament.

- BYU coach Steve Cleveland has guided the Cougars to the NCAA Tournament three out of the last four seasons, including back-to-back appearances the last two years. In his seventh year at BYU, Cleveland has guided the Cougars to postseason play in each of the past five seasons. He has returned the Cougar program to an annual tournament participant since taking over a program that was 1-25 the season before his arrival.

ALL-AMERICA TRADITION

BYU players have received 40 All-America citations. Last year Rafael Araujo was named to the Basketball Times All-America Second Team and was an Associated Press honorable mention pick last season. Regarded as the nation's No. 2 center by Basketball Times, Araujo earned second-team honors while Connecticut center Omeke Okafor received first-team accolades and Duke center Shelden Williams was selected to the third team. Araujo led the Cougars in scoring last season at 18.4 points per game and pulled down a team-leading 10.1 boards per game, which ranks 11th nationally. He had the fourth highest combined points and rebounds averages in the nation last year. The MWC Co-Player of the Year, Araujo also topped BYU in steals (1.4 spg) and blocks (0.8 bpg) and led all MWC players in steals in league action. The 6-foot-11 280-pound native of Sao Paulo, Brazil, recorded 16 double-doubles games, the fifth best single-season total all-time at BYU, while leading the Cougars to a 21-9 record and their second straight at-large NCAA Tournament berth. Araujo was joined on the second team by Wisconsin point guard Devin Harris, North Carolina wing Rashad McCants, Providence forward Ryan Gomes, and Mississippi State forward Lawrence Roberts. Araujo is the 19th Cougar basketball player to earn All-America honors and the first since 2001 when Mekeli Wesley earned Associated Press honorable mention honors. Araujo was also named an honorable mention AP selection, as Okafor was the only center selected to the three AP teams. Araujo is the first Cougar since Mike Smith in 1988 to receive second-team honors. He recorded career highs of 32 points and 17 rebounds in BYU's win over eventual No. 3 Oklahoma State and finished his season with 24 points and 12 rebounds against defending national champion Syracuse in the first round of the NCAA Tournament.





Steve Cleveland is in his eighth year at the helm of the Cougars in 2004-05. During his tenure at BYU, Cleveland has proven to be a first-rate recruiter, an excellent coach and player developer, and above all, a winner.

Cleveland has guided BYU to five straight postseason appearances and four 20-win seasons in the last five years. Only three other BYU coaches have ever achieved more 20-win seasons. He was recognized as the Mountain West Conference's top strategist in the 2004 Street & Smith College Basketball Preview. He was honored as the MWC Coach of the Year in 2002-03,

as voted by the league's coaches and media members, after guiding BYU to a share of the MWC regular season title and a 23-9 record.

In 2003-04, Cleveland coached the Cougars to a 76-71 win over then No. 25 and 2004 Final Four team Oklahoma State in the Delta Center. The Cougars finished second in the Mountain West Conference and advanced to the NCAA Tournament before losing 80-75 to defending national champion Syracuse. In 2002-03, Cleveland's team finished 23-9 and tied for the MWC title before earning an NCAA invite. In 2001-02, Cleveland coached BYU to a win over No. 13 Stanford and advanced to the second round of the NIT despite having lost four starters and six of his top seven players from the prior season. In 2000-01, Cleveland guided BYU to its first NCAA tournament bid since 1995, its first conference regular season title since 1993 and its first conference tournament championship since 1992. While rebuilding a program that finished 1-25 before his arrival, he has posted records of 9-21, 12-16, 22-11, 24-9, 18-12, 23-9 and 21-9. The 1999-2000, 2000-2001 and 2002-03 seasons all rank among the school's best years ever in terms of wins. In fact, since BYU's first season in 1903, only five BYU teams have ever recorded more wins than the 24-9 team in 2000-01.

Cleveland has brought the magic of the Marriott Center back in Provo. BYU averaged 15,300 fans in 2003-04, including the largest crowd (22,718) since 1992, to rank 11th nationally. BYU had the nation's largest percentage increase in attendance in 2003. The Cougars owned the nation's longest homecourt victory streak for much of the 2002 and 2003 seasons until it finally ended at 44 games. BYU has won 62 of its last 63 games at home, including unbeaten seasons in 2001, 2002 and 2004.

Cleveland's teams have traditionally been prepared to play their best at the end of the season. BYU ended the 2003-04 season on a nine-game winning streak through February and March until losing in the MWC semifinal game, earning its third NCAA bid in the last four years. BYU has been to the post-season five straight years. In 2001-02 BYU won in the first round of the NIT before losing at eventual NIT champion Memphis. In 2000-01, BYU won five straight games on the road to secure a share of the MWC regular season title and earn the automatic NCAA bid by claiming the MWC Tournament in Las Vegas. The Cougars won six of their last eight games the prior season, including two MWC tournament wins and two NIT victories. In Cleveland's first year, BYU completed a rare sweep of No. 15 New Mexico and UTEP on the road to earn a WAC tournament berth. The road sweep of New Mexico and UTEP was the first for BYU since 1990-91 and the 83-62 upset of nationally ranked New Mexico in the Pit ended the Lobos' 41-game home winning streak. In Cleveland's second season the Cougars had a blowout win over UTEP before a 90-74 conference tournament upset victory over TCU to achieve BYU's first conference tournament win since 1994.

Cleveland's teams have advanced to the finals of the MWC tournament in two of the five seasons the event has been played, winning the title in 2001.

As a recruiter, Cleveland has made a similar impact on BYU's program. Cleveland's recruits have proven they are not only committed to Cleveland's vision but also are the kind of players to help make that vision a reality in Provo. Cleveland and his staff have been able to attract top talent and develop them into better players.

Cleveland's recruits have been honored with a string of conference newcomer or major awards in their first seasons at BYU. Eight players have been honored in Cleveland's seven years as the Cougar coach, including five who have been singled out as either the conference newcomer or freshman of the year. The last two years Rafael Araujo was named the Newcomer of the Year by the conference media members in a poll conducted by the Las Vegas Review-Journal (the MWC no longer has such an award) and Mike Hall was named MWC Defensive Player of the Year. Listed below is the list of award winners in their first season at BYU.

- Mike Hall (2003-2004 Defensive Player of the Year; All-MWC Third Team)
- Rafael Araujo (2002-2003 Newcomer of the Year by MWC media poll)
- Jared Jensen (2001-2002 MWC Co-Freshman of the Year)
- Trent Whiting (2000-2001 MWC Newcomer Team, 2nd Team All-MWC)
- Terrell Lyday (1999-2000 MWC Newcomer of the Year; All-Tournament Team)
- Mark Bigelow (1998-99 WAC Freshman of the Year; Newcomer Team, 2nd Team All-WAC)
- Mekeli Wesley (1997-98 WAC Newcomer Team)
- Ron Selleaze (1997-98 WAC Newcomer of the Year; Newcomer Team, 2nd Team All-WAC)

In October 2001, Cleveland signed a multi-year contract extension with BYU. Before taking the helm with the Cougars on March 11, 1997, Cleveland compiled a 157-77 record at Fresno City College in Fresno, Calif. Cleveland was named coach of the year two times while at FCC and led the Rams to post-season playoffs in each of his seven seasons in Fresno. Cleveland coached 10 years at Fresno's Clovis West High School, compiling a 180-70 record.

PLAYING CAREER

Cleveland played college basketball at UC Irvine and was the Anteaters' MVP and leading scorer his senior season in 1975-76. Prior to attending UC Irvine, Cleveland was Fresno City College's Most Outstanding Player in 1973-74. Cleveland received a B.A. degree in social science from UC Irvine in 1976, and received a Master's in education administration from Fresno Pacific in 1979.

PERSONAL

Cleveland, 52, was born in the Los Angeles area and spent most of his life in Fresno, Calif. He served a full-time mission for the Church of Jesus Christ of Latter-day Saints to England from 1971-73. Cleveland was the first head basketball or football coach at BYU to have served a church mission. Cleveland and his wife Kip have three children: sons Casey and Skyler and daughter Katie.

CLEVELAND'S BYU LEDGER

BRIGHAM YOUNG UNIVERSITY						
Year	W	L	Pct.	Conference	Conf. Tourney	NCAA/NIT
2004-2005	6	11	.353	0-2		
2003-2004	21	9	.700	10-4 (2nd MWC)	1-1	0-1 NCAA
2002-2003	23	9	.719	11-3 (T-1st MWC)	1-1	0-1 NCAA
2001-2002	18	12	.600	7-7 (T-4th MWC)	0-1	1-1 NIT
2000-2001	24	9	.727	10-4 (T-1st MWC)	3-0	0-1 NCAA
1999-2000	22	11	.667	7-7 (sixth MWC)	2-1	2-1 NIT
1998-1999	12	16	.429	6-8 (fifth WAC)	1-1	
1997-1998	9	21	.300	4-10 (sixth WAC)	0-1	
Totals	134	98	.578	55-45 (.550)	8-6 (.571)	3-5 (.375)





MIKE HALL

6-3 • 205 • senior • guard
San Bernardino, Calif.

HALL LATELY: Leads the Cougars in scoring at 13.5 ppg ... Has made 15 consecutive free throws over the last five games ... Scored 11 points at CSU, all in the second half ... Scored 14 points on 6-10 shooting against MSU-Billings... Led the Cougars with 16 points vs. San Diego State while going a perfect 8-for-8 from the line ... Scored team-high 12 points at Saint Mary's ... He was 5-of-7 vs. Southern Utah while scoring 12 points ... Equaled his career-high with 23 points at Weber State, making a career-best 5 threes (5-7) and 9 field goals (9-12) ... Hall led BYU with 18 points vs. NC State ... Scored a team-leading 21 points on 58 percent (7-12) shooting while pulling down a career-high nine rebounds against Boise State ... Contributed 13 points at USC, including three buckets from behind the arc ... Recorded a team-high 19 points at Utah State, including 3-6 (.500) from

behind the three-point line ... Achieved career-high 23 points vs. California, scoring the team's final 12 points ... Was out with an injured ankle the week leading up to the season opener ... Averaged 10.3 ppg at the Maui Invitational but lacked usual explosiveness while recovering from injury ... Dished out career-high 5 assists vs. Chaminade.

NOTING HALL: A 6-foot-3 guard from San Bernardino, Calif., Hall is an MWC Player of the Year candidate as a senior ... He earned MWC Defensive Player of the Year honors and All-MWC Third Team last year ... He is BYU's top returning scorer with the departure of NBA lottery pick Rafael Araujo and four-year starter Mark Bigelow ... Hall joined BYU as a junior from Dixie State College, where he was a first-team NJCAA All-American and Scenic West Athletic Conference and NJCAA Region 18 Player of the Year ... Hall began his college career at Pepperdine University in 2000-2001, playing 18 games for Jan van Breda Kolff in his final season coaching the Waves ... Last year filled the position vacated by graduated All-MWC guard Travis Hansen, who was selected by the Atlanta Hawks in the 2003 NBA Draft ... An unselfish, team-oriented player, Hall is an aggressive, slashing offensive scorer, solid rebounder and strong defender ... Last year he had 20 double-figure scoring games, including nine of the last 11 outings ... BYU was 15-5 when he scores in double digits ... Against Syracuse in the NCAA Tournament he had 17 points on 6-of-9 shooting, including 3-of-3 treys, while equaling his season high of 4 assists ... Against the Orangemen he not only hit from long range but had two head-turning dunks, including an ally-oop from Luiz Lemes ... He led BYU with 21 points on 8-of-10 shooting vs. Utah ... His dunk over MWC Co-Player of the Year Nick Welch of Air Force was the ESPN Play of the Day ... He had 16 points vs. New Mexico while holding Danny Granger to 9 points and 3 rebounds (Granger came in averaging 21 and 9) ... He shot 50 percent or better in 17 games .. Scored career-high 22 points vs. Weber State on 8-of-12 shooting.

PERSONAL: Born August 1982 in San Bernardino, Calif. ... parents are Clarence and Sharon Hogue ... brother Marcus Hall ... three-year-old son named Elijah Michael ... said he chose BYU because of good coaches, perfect fit for his position, good school, great community and fan support ... said the most influential

Mike Hall – 2004-05 Game-by-Game

Opponent	Date	GS	Min	TOTAL			3PTS			REBOUNDS			PF	FO	A	TO	Blk	Stl	Pts	Avg					
				FG	FGA	Pct	3FG	FGA	Pct	FT	FTA	Pct									Off	Def	Tot		
vs North Carolina	11-22-04	*	25	4	15	.267	2	8	.250	0	2	.000	1	3	4	4.0	4	0	0	4	1	1	10	10.0	
vs Stanford	11-23-04	*	33	2	8	.250	1	3	.333	2	2	1.000	2	4	6	5.0	3	0	2	1	0	1	7	8.5	
vs Chaminade	11-24-04	*	38	5	12	.417	2	5	.400	2	2	1.000	3	3	6	5.3	0	0	5	1	0	4	14	10.3	
CALIFORNIA	11/27/04	*	37	8	18	.444	3	7	.429	4	5	.800	3	1	4	5.0	1	0	2	0	0	3	23	13.5	
at Utah State	12/01/04	*	39	7	16	.438	3	6	.500	2	2	1.000	2	3	5	5.0	1	0	3	1	1	1	19	14.6	
at USC	12/04/04	*	33	5	13	.385	3	7	.429	0	1	.000	1	2	4.5	2	0	1	3	0	1	1	13	14.3	
BOISE STATE UNIVERSITY	12/08/04	*	38	7	12	.583	2	3	.667	5	6	.833	2	7	9	5.1	2	0	5	1	0	0	21	15.3	
vs Washington State University	12/11/04	*	36	1	10	.100	1	6	.167	0	0	.000	0	1	1	4.6	4	0	2	3	0	2	3	13.8	
UTAH STATE	12/18/04	*	22	1	4	.250	0	2	.000	2	2	1.000	1	3	4	4.6	0	0	1	3	0	0	4	12.7	
NORTH CAROLINA STATE	12/21/04	*	30	7	17	.412	1	5	.200	3	4	.750	0	4	4	4.5	3	0	3	0	0	3	18	13.2	
at Weber State	12-23-04	*	35	9	12	.750	5	7	.714	0	0	.000	1	1	2	4.3	2	0	4	3	0	2	23	14.1	
SOUTHERN UTAH UNIVERSITY	12/28/04	*	29	5	7	.714	1	3	.333	1	2	.500	2	2	4	4.3	1	0	3	2	0	0	12	13.9	
SANTA CLARA	12/31/04	*	37	3	7	.429	1	3	.333	3	3	1.000	0	1	1	4.0	4	0	2	3	1	2	10	13.6	
at Saint Mary's (CA)	01/04/05	*	35	5	10	.500	2	4	.500	0	0	.000	0	2	2	3.9	2	0	1	1	0	0	12	13.5	
SAN DIEGO STATE	01/08/05	*	36	3	12	.250	0	7	.286	8	8	1.000	3	6	4.0	1	0	1	4	0	0	0	16	13.7	
MONTANA STATE-BILLINGS	01/11/05	*	24	6	10	.600	0	2	.000	2	2	1.000	3	2	5	4.1	0	0	1	3	0	0	14	13.7	
at Colorado State	1-15-05	*	30	4	13	.308	1	7	.143	2	2	1.000	0	3	3	4.0	5	1	4	0	0	1	11	13.5	
Totals			17	557	82	196	.418	30	85	.353	36	43	.837	24	44	68	4.0	35	1	40	33	3	21	230	13.5
Hall vs. Wyoming (3 games, BYU record 3-0)			3	32.0	11	24	.458	3	9	.333	7	10	.700	4	3	7	2.3	4	0	6	4	2	5	32	10.7

BYU CAREER HIGHS:

- POINTS: 23 vs. California, at Weber St. (2005)
- FG MADE: 9 at Weber St. (2005)
- FG ATT: 18 vs. California (2005)
- FG%: .875 (7-8) vs. SUU (2004)
- 3FG MADE: 5 at Weber St. (2005)
- 3FG ATT: 8 vs. UNC (2005)
- 3FG%: 1.000 (3-3) vs. Syracuse (2004)
- FT MADE: 10 vs. UNLV (2004)
- FT ATT: 10 vs. UNLV (2004)
- FT %: 1.000 (10-10) vs. UNLV (2004)
- REB: 9 vs. Boise State (2005)
- ASSISTS: 5 vs. Chaminade (2005), vs. Boise State (2005)
- STEALS: 5 vs. SDSU (2004)
- BLOCKS: 2 vs. WOU, vs. Wyoming (2004)
- MINUTES: 41 vs. SDSU (2004)

HALL PRIOR YEARS' STATS

YEAR	GP	GS	MIN	AVG	FG	FGA	PCT	3FG	FGA	PCT	FT	FTA	PCT	OFF	DEF	TOT	AVG	PF	FO	A	AVG	TO	BLK	STL	PTS	AVG
2003-04	30	28	953	31.8	131	265	.494	24	69	.348	98	134	.731	48	56	104	3.5	60	1	54	1.8	58	14	42	384	12.8





JARED JENSEN

6-9 • 250 • senior • forward/center
West Haven, Utah

JENSEN LATELY: Has made 36 of his last 51 field goal attempts (.706) and has made 26 of his last 27 free throws ... On the season he leads the team in both categories, shooting .596 from the floor and .875 from the line ... Third on the team averaging 9.8 points per game ... BYU is 5-1 this year when he takes at least 8 shots in a game ... One point shy of a double-double at CSU while tying career-high 10 rebounds ... Led the team with 16 points against MSU-Billings and recorded 7 rebounds ... also grabbed 7 rebounds in two prior games vs. San Diego State and at Saint Mary's ... In the first 12 games of the season, he averaged 3.2 rebounds but over the last five games he is averaging 7.2 rebounds per game ... Scored career-high 23 points, going 7-of-9 from the floor and a career-best 9-for-9 (9 FTs also tied career-most) at the line, while tying a season-high 5 rebounds vs. Santa Clara ... Totaled 16 points at Weber State while setting new career marks in field goals made (8) and attempted (11) – also tying his career-high with 3 assists ... Scored 14 points

vs. NC State playing a career-high 35 minutes after scoring a combined 4 points in the previous two games ... Did not start against Utah State due to illness (food poisoning) but played 10 minutes going 2-2 from the floor ... Recorded 13 points, going 7-8 from the free throw line, while posting five rebounds against Boise State ... Scored 12 points in 34 minutes vs. Cal ... Averaged team-leading 11.7 points at the Maui Invitational ... Led all players at the Maui Invitational with a .864 shooting percentage, going 13-of-19 from the floor in three games.

NOTING JENSEN: Jensen is an all-conference candidate who will play a much larger role as a senior with the departure of NBA lottery pick Rafael Araujo ... Jensen has played power forward much of the past two years with Araujo in the lineup but Jensen now has the opportunity to return to his more natural position at center ... He made 58 starts over his first three seasons ... Jensen earned All-MWC honorable mention in 2002-03 and MWC Co-Freshman of the Year honors in 2001-02 when he finished first in the Mountain West Conference with a team-leading 59.1 field goal percentage (sixth single-season best percentage in school history) ... A talented offensive player in the low-post, he can receive almost any entry pass with exceptionally soft hands ... He came to the Cougars as the most prized high school recruit from the state of Utah, earning the 2001 Deseret News Mr. Basketball Award, scoring 25.8 points and pulling down 13 rebounds per game at Fremont High School ... A smart player with a total understanding of the BYU's defensive scheme, he also finishes well when given the opportunity, shooting 58 percent from the floor over his first three seasons ... Last year Jensen appeared in 27 of 30 games, with 8 starts, and averaged 3.8 points and 2.1 rebounds while shooting .536 from the floor and .724 from the line in 12.1 minutes per game ... After missing three games – all BYU losses – due to a back sprain he suffered against Wyoming in Provo, Jensen returned and BYU went on a nine-game winning streak to finish the regular season with a second-place MWC placement ... The depth and defense he provided in the post was not always evident on a stat sheet but was demonstrated as BYU went 10-1 in MWC games with Jensen suited up and 0-3 without him ... He went 14-17 (.824) from the line in MWC games ... He missed the first game of his career at Air Force after playing in 78 straight games for BYU ... In part due to injury, he saw more limited playing time as a junior, logging more than 20 minutes in a game only three times after averaging 20 minutes or better his first two years.

PERSONAL: Born March 1983 in Ogden, Utah ... parents are Arnold and Ruth Jensen ... married Shaylee P. Jensen in April 2004 in the Logan Temple ... started as a young child playing basketball with his parents ... recruited by Stanford, Utah, Weber State ... construction management major.

Jared Jensen – 2004-05 Game-by-Game

Opponent	Date	GS	Min	FG	FGA	Pct	3FG	FGA	Pct	FT	FTA	Pct	Off	Def	Tot	Avg	PF	FO	A	TO	Blk	Stl	Pts	Avg	
vs North Carolina	11-22-04	*	26	3	4	.750	0	0	.000	2	3	.667	0	3	3	3.0	4	0	1	1	0	1	8	8.0	
vs Stanford	11-23-04	*	24	4	7	.571	0	0	.000	3	5	.600	1	1	2	2.5	2	0	0	2	0	1	11	9.5	
vs Chamaineade	11-24-04	*	25	6	8	.750	0	0	.000	4	4	1.000	4	1	5	3.3	4	0	0	3	0	0	16	11.7	
CALIFORNIA	11/27/04	*	34	4	10	.400	0	0	.000	4	5	.800	2	0	2	3.0	4	0	2	0	0	1	12	11.8	
at Utah State	12/01/04	*	32	3	6	.500	0	0	.000	2	2	1.000	0	4	4	3.2	4	0	1	0	0	2	8	11.0	
at USC	12/04/04	*	16	1	3	.333	0	0	.000	1	1	1.000	2	3	5	3.5	0	0	0	3	0	0	3	9.7	
BOISE STATE UNIVERSITY	12/08/04	*	25	3	9	.333	0	0	.000	7	8	.875	2	3	5	3.7	1	0	1	0	0	2	13	10.1	
vs Washington State University	12/11/04	*	6	0	1	.000	0	0	.000	0	0	.000	0	0	0	3.3	0	0	0	1	0	1	0	8.9	
UTAH STATE	12/18/04	*	10	2	2	1.000	0	0	.000	0	1	1.000	1	0	1	3.0	1	0	0	1	0	1	4	8.3	
NORTH CAROLINA STATE	12/21/04	*	35	4	6	.667	0	0	.000	6	6	1.000	1	2	3	3.0	3	0	0	3	0	0	14	8.9	
at Weber State	12-23-04	*	27	8	11	.727	0	0	.000	0	0	.000	2	3	5	3.2	4	0	3	0	0	0	16	9.5	
SOUTHERN UTAH UNIVERSITY	12/28/04	*	20	1	2	.500	0	0	.000	0	0	.000	0	3	3	3.2	3	0	0	2	0	0	2	8.9	
SANTA CLARA	12/31/04	*	34	7	9	.778	0	0	.000	9	9	1.000	3	2	5	3.3	4	0	1	3	0	0	23	10.0	
at Saint Mary's (CA)	01/04/05	*	25	1	3	.333	0	0	.000	0	0	.000	2	5	7	3.6	3	0	1	7	1	0	2	9.4	
SAN DIEGO STATE	01/08/05	*	31	3	4	.750	0	0	.000	4	4	1.000	4	3	7	3.8	1	0	0	1	0	1	10	9.5	
MONTANA STATE-BILLINGS	01/11/05	*	17	6	9	.667	0	0	.000	4	4	1.000	3	4	7	4.0	3	0	0	1	0	1	16	9.9	
at Colorado State	1-15-05	*	31	3	5	.600	0	0	.000	3	4	.750	3	7	10	4.4	4	0	0	1	1	1	9	9.8	
Totals			16	418	59	99	.596	0	0	.000	49	56	.875	30	44	74	4.4	45	0	10	28	3	11	167	9.8
Jensen vs. Wyoming (7 games, BYU record 6-1)			4	14.7	11	23	.478	0	0	.000	14	18	.778	5	8	13	1.9	20	2	0	3	3	2	36	5.1

CAREER HIGHS:

- POINTS: 23 vs. Santa Clara (2005)
- FG MADE: 8 at Weber State (2005)
- FG ATT: 11 at Weber State(2005)
- FG%: 1.000 (6-6) vs. Rice
- 3FG MADE: -
- 3FG ATT: -
- 3FG%: -
- FT MADE: 9 vs. SDSU, vs. Santa Clara(2005)
- FT ATT: 12 vs. SDSU
- FT %: 1.000 (9-9) vs. Santa Clara (2005)
- REB: 10 (4 times) last at CSU (2005)
- ASSISTS: 3 at San Diego State, at Weber St (2005)
- STEALS: 2 (7 times) last vs. Boise State (2005)
- BLOCKS: 2 (four times)
- MINUTES: 35 vs. NC State (2005)

JENSEN PRIOR YEARS' STATS

YEAR	GP	GS	MIN	AVG	FG	FGA	PCT	3FG	FGA	PCT	FT	FTA	PCT	OFF	DEF	TOT	AVG	PF	FO	A	AVG	TO	BLK	STL	PTS	AVG
2001-02	30	25	599	20.0	88	149	.591	0	0	.000	82	97	.845	50	56	106	3.5	73	3	6	0.2	27	13	18	258	8.6
2002-03	32	25	693	21.7	81	141	.574	0	0	.000	77	96	.802	39	66	105	3.3	99	6	14	0.4	32	9	8	239	7.5
2003-04	27	8	328	12.1	30	56	.536	0	0	.000	42	58	.724	20	38	58	2.1	58	1	5	0.2	24	8	2	102	3.8
3-Year Totals	89	58	1620	18.2	199	346	.575	0	0	.000	201	251	.801	109	160	269	3.0	230	10	25	0.3	83	30	28	599	6.8





AUSTIN AINGE

6-2 • 180 • sophomore • point guard
Gilbert, Ariz.

AINGE LATELY: Started the last nine games ... Leads the team in assists and steals and is second in scoring ... Scored career-best 25 points at CSU with new personal bests of 8 FG, 14 FGA and 5 3FG (tying 93FGA) while adding a game-high 6 assists... Tied his career-high in assists with 8 against MSU-Billings along with contributing 10 points ... Logged career-most 38 minutes vs. SDSU with career-equaling 4 steals as well as 5 assists, 6 rebounds and 9 points ... Played 37 minutes vs. Santa Clara with 9 points, 7 rebounds, 7 assists and 2 steals ... His 7 rebounds was a career-high and his 7 assists was one shy of his career mark ... Made career-high 4 treys in 5 attempts vs. Southern Utah, scoring 14 points with 5 assists ... Played 34 minutes at Weber State with career-high 4 steals, along with 9 points, 4 rebounds and 3 assists ... In 32 minutes

vs. NC State he dishing out a career-high 8 assists along with 9 points and 4 rebounds ... Got his second start of the year vs Utah State and scored a career-high 21 points on 6-of-9 shooting, including 3 treys, and 6-of-8 from the line ... Scored 16 points on 58 percent (7-12) shooting in 31 minutes against Washington State ... Came off the bench to dish out 5 assists while adding 14 points and 5 rebounds against Boise State ... Made his first start and scored 7 points on 2-2 shooting, including one three-pointer, at USC ... Scored 15 points at Utah State on Dec. 1 ... Played backup point minutes at the Maui Invitational, averaging 2.7 points and 1.0 assists ... Scored 6 points vs. North Carolina, going 2-of-3 from behind the extended three-point arc ... He played more minutes in each of the first three games this season than his game-high last year of 10 minutes.

NOTING AINGE: Ainge has had the misfortune of being injured just prior to the start of the season the past two years ... He redshirted in 2002-03 and saw mostly limited action last year after returning ... He is a smart player and leader and a good three-point shooter ... A point guard with an excellent understanding of the game, he is the son of former BYU All-American, NBA All-Star, and Phoenix Suns head coach Danny Ainge, who is currently the executive director of basketball operations for the Boston Celtics ... Last year he missed the first nine games with an injury before making his college debut, hitting his only shot to score two points and grabbing one rebound in two minutes vs. Idaho State at the Cable Car Classic ... He saw his first extended playing time vs. CSU in Provo, logging a season-best 10 minutes, including first-half action for the first time, while scoring a season-best 6 points on 2-of-3 shooting and adding a season-high 2 assists ... also played 10 minutes at Air Force ... Appeared in eight games overall, averaging 1.3 points, 0.4 rebounds and 0.8 assists in 4.5 minutes per outing.

PERSONAL: Born September 1981.... parents are Danny and Michelle Ainge has three brothers and two sisters ... first cousin Erik Ainge is a freshman quarterback at Tennessee ... served mission for the Church of Jesus Christ of Latter-day Saints to the Dominican Republic ... married Crystal Bluth of Gilbert, Ariz., on April 26, 2003 ... international relations major.

Austin Ainge – 2004-05 Game-by-Game

Opponent	Date	GS	Min	TOTAL			3-PTS			REBOUNDS			Avg	PF	FO	A	TO	Blk	Stl	Pts	Avg			
				FG	FGA	Pct	3FG	FGA	Pct	FT	FTA	Pct										Off	Def	Tot
vs North Carolina	11/22/04	18	2	3	.667	2	3	.667	0	0	.000	0	1	1	1.0	1	0	1	4	0	1	6	6.0	
vs Stanford	11/23/04	12	0	1	.000	0	1	.000	0	0	.000	0	0	0	0.5	1	0	0	4	0	0	0	3.0	
vs Chamaineade	11/24/04	14	1	3	.333	0	1	.000	0	0	.000	0	4	4	1.7	3	0	2	3	0	0	2	2.7	
CALIFORNIA	11/27/04	9	0	2	.000	0	1	.000	2	2	1.000	0	1	1	1.5	0	0	0	1	0	0	2	2.5	
at Utah State	12/01/04	30	6	13	.462	3	9	.333	0	0	.000	0	2	2	1.6	1	0	3	4	0	2	15	5.0	
at USC	12/04/04	*	12	2	2	1.000	1	1	1.000	2	2	1.000	0	0	1.3	1	0	2	5	0	1	7	5.3	
BOISE STATE UNIVERSITY	12/08/04	25	4	8	.500	2	4	.500	4	6	.667	0	5	19	3	0	5	3	0	1	14	6.6		
vs Washington State University	12/11/04	31	7	12	.583	2	6	.333	0	0	.000	2	2	1.9	1	0	4	1	0	0	16	7.8		
UTAH STATE	12/18/04	*	30	6	9	.667	3	5	.600	6	8	.750	0	2	2	1.9	0	0	3	4	0	1	21	9.2
NORTH CAROLINA STATE	12/21/04	*	32	3	10	.300	1	3	.333	2	2	1.000	0	4	4	2.1	4	0	8	6	0	1	9	9.2
at Weber State	12/23/04	*	34	4	9	.444	1	3	.333	0	0	.000	1	3	4	2.3	2	0	3	1	0	4	9	9.2
SOUTHERN UTAH UNIVERSITY	12/28/04	*	31	5	9	.556	4	5	.800	0	0	.000	3	3	2.3	1	0	5	2	0	3	14	9.6	
SANTA CLARA	12/31/04	*	37	2	8	.250	1	5	.200	4	4	1.000	0	7	7	2.7	1	0	7	5	0	2	9	9.5
at Saint Mary's (CA)	01/04/05	*	19	3	7	.429	0	2	.000	0	0	.000	0	1	2.6	4	0	2	6	0	2	6	9.3	
SAN DIEGO STATE	01/08/05	*	38	4	11	.364	0	3	.000	1	3	.333	1	5	6	2.8	1	0	5	5	0	4	9	9.3
MONTANA STATE-BILLINGS	01/11/05	*	23	3	5	.600	2	3	.667	2	2	1.000	0	2	2.8	3	0	8	2	0	0	10	9.3	
at Colorado State	1-15-05	*	36	8	14	.571	5	9	.556	4	4	1.000	2	1	3	2.8	4	0	6	2	0	2	25	10.2
Totals		10	431	60	126	.476	27	64	.422	27	33	.818	4	43	47	2.8	31	0	64	58	0	24	174	10.2
Ainge vs. Wyoming (1 game, BYU record: 1-0)		0	1.0	0	0	.000	0	0	.000	0	0	.000	0	0	0.0	0	0	1	0	0	0	0	0.0	


CAREER HIGHS:

- POINTS: 25 at Colorado State (2005)
- FG MADE: 8 at Colorado State (2005)
- FG AT: 14 at Colorado St (2005)
- FG%: .667 (6-9) vs. Utah State (2005)
- 3FG MADE: 5 at CSU (2005)
- 3FG AT: 9 at Utah State, at CSU (2005)
- 3FG%: .800 (4-5) vs. SJU (2005)
- FT MADE: 6 vs. Utah State (2005)
- FT AT: 8 vs. Utah State (2005)
- FT %: 1.000 (4-4) vs. Santa Clara, at CSU (2005)
- REB: 7 vs. Santa Clara (2005)
- ASSTS: 8 vs. MSU-Billings, vs. NC State (2005)
- STEALS: 4 at Weber State, vs. SDSU (2005)
- BLOCKS: 1 vs. New Mexico (2004)
- MIN: 38 vs. SDSU (2005)

AINGE PRIOR YEARS' STATS

YEAR	GP	GS	MIN	AVG	FG	FGA	PCT	3FG	FGA	PCT	FT	FTA	PCT	OFF	DEF	TOT	AVG	PF	FO	A	AVG	TO	BLK	STL	PTS	AVG
2003-04	8	0	36	4.5	4	8	.500	1	4	.250	1	2	.500	0	3	3	0.4	6	0	6	0.8	6	1	0	10	1.3





DEREK DAWES
 6-11 • 275 • sophomore • center
 Salt Lake City, Utah

DAWES LATELY: Third on the team with 4.9 rebounds per game ... Has seen limited time since suffering shoulder injury at Saint Mary's ... He played 12 minutes at CSU with 2 rebounds, sat out against MSU-Billings and logged only 8 minutes vs. SDSU with 3 rebounds ... Made fourth start at Saint Mary's, logging career-most 34 minutes ... He set personal bests of 4-for-6 shooting and tied his career-high 10 rebounds, while adding 9 points vs. the Gaels ... He fouled out vs. Santa Clara, playing 18 minutes with 5 points and 5 rebounds ... Was one rebound shy of a double-double against Southern Utah tying career-high 10 points with nine rebounds in 18 minutes, while adding 2 blocks and 1 steal ... Took a career-most 11 FT attempts vs. SUU ... Made his second start of the season at Weber State, scoring 7 points while attempting a career-most 8 shots ... Scored 5 points with 3 rebounds in 18 minutes vs. NC State ... Despite having to play with a broken thumb, he

made his first start of the season vs. Utah State with regular starter Jared Jensen ill with food poisoning (Dawes had 4 rebounds in 14 minutes) ... Played 25 minutes against Washington State, contributing 6 points and 7 rebounds ... Tied his season-high with 10 points, including a career-best 6-7 (.857) from the free-throw line, in 20 minutes at USC ... Had 4 points, career-best 3 blocks and 8 rebounds in 19 minutes vs California ... Seeing the first playing time since his freshman year in 2000-01, he achieved career-high totals of 10 points (vs. Chaminade) and 10 rebounds (vs. Stanford) during the Maui Invitational, averaging 5.0 ppg, 5.3 rpg during the three games coming off the bench.

NOTING DAWES: Dawes was a redshirt in 2003-04 after returning from a two-year LDS Church mission in August ... One of the most sought-after centers in the West out of Cottonwood High School (Salt Lake City), where he averaged 19 points, 14 rebounds and 8 blocked shots per game his senior year ... He appeared in 23 of 33 games, with one start, as a freshman on BYU's 24-9 2001 MWC Championship team before leaving to serve a two-year mission ... He redshirted last year ... He is an active player who runs the floor well, is a good free-throw shooter and has range to the three-point arc ... He has good shot blocking ability ... He averaged 1.1 points and 2.0 rebounds in 6.7 minutes per game as a freshman ... shared team-high honors with a season-best 7 rebounds in season-opening win over Elon College, also adding a season-high 6 points on 3-5 shooting in 12 minutes ... Grabbed a rebound in 20 of 23 appearances despite some limited minutes.

PERSONAL: Born October 1981 in Salt Lake City ... parents are Larry and Susan Dawes ... has two younger siblings, Cassidy 21 and Kelsey 16 ... is an Eagle scout ... graduated from Cottonwood High School ... served two-year mission for the Church of Jesus Christ of Latter-day Saints in New Hampshire ... recruited by Ohio State, Arizona State, Florida and San Diego State ... pre-communications major:

Derek Dawes – 2004-05 Game-by-Game

Opponent	Date	GS	Min	TOTAL			3PTS			REBOUNDS											PF	FO	A	TO	Blk	Stl	Pts	Avg
				FG	FGA	Pct	3FG	FGA	Pct	FT	FTA	Pct	Off	Def	Tot	Avg												
vs North Carolina	11-22-04	3	0	0	.000	0	0	.000	1	2	.500	0	0	0	0.0	0	0	1	0	0	1	0	0	1	10			
vs Stanford	11-23-04	16	2	4	.500	0	0	.000	0	0	.000	3	7	10	5.0	4	0	0	1	0	0	0	4	2.5				
vs Chaminade	11-24-04	19	4	7	.571	0	0	.000	2	2	1.000	0	6	6	5.3	1	0	1	2	1	1	1	10	5.0				
CALIFORNIA	11-27-04	19	2	7	.286	0	0	.000	0	0	.000	4	4	8	6.0	1	0	0	2	3	0	4	4	4.8				
at Utah State	12/01/04	10	0	0	.000	0	0	.000	0	2	.000	1	1	2	5.2	1	0	0	0	0	0	0	0	3.8				
at USC	12/04/04	20	2	4	.500	0	0	.000	6	7	.857	3	2	5	5.2	2	0	0	1	1	1	0	10	4.8				
BOISE STATE UNIVERSITY	12/08/04	14	1	3	.333	0	0	.000	0	1	.000	0	3	3	4.9	2	0	0	2	1	0	2	4	4.4				
vs Washington State University	12/11/04	25	1	1	1.000	0	0	.000	4	7	.571	3	4	7	5.1	1	0	1	1	2	0	6	4.6					
UTAH STATE	12/18/04	*	14	0	2	.000	0	0	.000	0	0	.000	0	4	4	5.0	3	0	0	2	1	0	0	4.1				
NORTH CAROLINA STATE	12/21/04	18	2	3	.667	0	0	.000	1	1	1.000	0	3	3	4.8	1	0	0	1	0	0	5	4.2					
at Weber State	12-23-04	*	23	3	8	.375	0	0	.000	1	1	1.000	0	2	2	4.5	3	0	1	0	1	0	7	4.5				
SOUTHERN UTAH UNIVERSITY	12/28/04	18	2	6	.333	0	0	.000	6	11	.545	3	6	9	4.9	0	0	1	2	2	1	10	4.9					
SANTA CLARA	12/31/04	*	18	1	1	1.000	0	0	.000	3	3	1.000	0	5	5	4.9	5	1	1	1	1	0	5	4.9				
at Saint Mary's (CA)	01/04/05	*	34	4	6	.667	0	0	.000	1	1	1.000	3	7	10	5.3	2	0	0	3	0	9	5.2					
SAN DIEGO STATE	01/08/05	8	0	2	.000	0	0	.000	0	0	.000	2	1	3	5.1	2	0	0	0	0	0	0	4.9					
MONTANA STATE-BILLINGS	01/11/05	DNP - Injury																										
at Colorado State	1-15-05	12	1	4	.250	0	0	.000	0	0	.000	2	0	2	4.9	4	0	0	4	0	0	2	4.7					
Totals		4	271	25	58	.431	0	0	.000	25	38	.658	24	55	79	4.9	32	1	5	23	13	2	75	4.7				
Dawes vs. Wyoming (2 games, BYU record: 1-1)		0	10.5	0	2	.000	0	0	.000	0	0	.000	0	4	4	2.0	3	0	0	1	0	0	0	0.0				


CAREER HIGHS:

POINTS: 10 vs. Chaminade, at USC, vs. Southern Utah (2005)
 FG MADE: 4 vs. Chaminade, at Saint Mary's (2005)
 FG ATT: 8 at Weber State (2005)
 FG %: .667 (4/6) at Saint Mary's (2005)
 3FG Made:
 3FG ATT: -
 3FG %: -
 FT MADE: 6 at USC, vs. Southern Utah (2005)
 FT ATT: 11 vs. SUU (2005)
 FT %: .857 (6/7) at USC (2005)
 REB: 10 vs. Stanford, at Saint Mary's (2005)
 ASSISTS: 2 vs Wyoming (02/15/01)
 STEALS: 1 vs San Diego St. (2001), vs. Chaminade, vs. SUU (2005)
 BLOCKS: 3 vs. Cal (2005)
 MINUTES: 34 at Saint Mary's (2005)

DAWES PRIOR YEARS' STATS

YEAR	GP	GS	MIN	AVG	FG	FGA	PCT	3FG	FGA	PCT	FT	FTA	PCT	OFF	DEF	TOT	AVG	PF	FO	A	AVG	TO	BLK	STL	PTS	AVG
2000-01	23	1	155	6.7	8	22	.364	0	0	.000	10	15	.667	19	27	46	2.0	25	0	2	0.1	9	8	1	26	1.1





KEENA YOUNG
 6-6 • 205 • sophomore • forward/guard
 Beaumont, Texas

YOUNG LATELY: Leads the Cougars with 5.5 rebounds per game ... Had 2 points and 3 rebounds in only 5 minutes at CSU ... Tied his career-highs in steals and blocks with 2 apiece while contributing 10 points against MSU-Billings ... Played a season-low 4 minutes vs. SDSU ... Started the prior five games and has nine starts ... Tied career-highs of 14 points and 2 blocks at Weber State while setting new personal bests of .714 FG percentage (5-7), 4 assists and 35 minutes played ... Started and tied career-high of 10 rebounds vs. North Carolina State to equal his 10 boards vs. North Carolina... also dished out 3 assists vs. NC State ... Had 8 points and a team-leading 7 rebounds in 17 minutes vs. Utah State ... Came off the bench against Boise State to record 11 points on a career-high 66.7 percent shooting (4-6) while adding 8 rebounds ... Started and led the team in rebounds with 9 against Utah State while posting a career-high two blocks ... Had 5 points, 6 rebounds and 2 assists in second start at power forward in place of injured Garner Meads vs. California

... Impressed in his Cougar debut at the Maui Invitational, averaging 9.7 points and 6.7 rebounds in 22.7 minutes of play over three games ... Came off the bench vs. North Carolina (9 points, 10 rebounds in 23 minutes) and Stanford (6 points, 4 rebounds in 12 minutes) before starting in place of injured Garner Meads vs. Chaminade (14 points, 6 rebounds in 33 minutes).

NOTING YOUNG: Young is a 6-foot-6 swingman who transferred from South Plains College in Levelland, Texas, after signing with BYU in the spring ... Young averaged 9.9 points, 7.2 rebounds and 2.1 assists as a freshman at South Plains College in 2003-04 as an honorable mention all-league selection ... He has a good mid-range offensive game and is a strong rebounder ... With his size and ability as a defender and rebounder he will contribute on the wing and could play at the four as well ... As a sophomore, Young has four seasons to play three for the Cougars.


PERSONAL: Born April 1985 in Beaumont, Texas ... son of Cleveland and Lavella Young ... has one brother, Torri ... Enjoys Playstation ... signed out of high school with the University of Memphis along with classmate Kendrick Perkins but decided to attend South Plains College after Perkins chose to enter the 2003 NBA draft ... Prior to signing with BYU he had verbally committed to Texas Tech ... pre-Law major.

Keena Young – 2004-05 Game-by-Game

Opponent	Date	GS	Min	TOTAL			3PTS			REBOUNDS			PF	FO	A	TO	Blk	Stl	Pts	Avg					
				FG	FGA	Pct	3FG	FGA	Pct	FT	FTA	Pct									Off	Def	Tot	Avg	
vs North Carolina	11-22-04		23	3	8	.375	0	2	.000	3	5	.600	5	5	10	10.0	1	0	0	0	1	0	9	9.0	
vs Stanford	11-23-04		12	2	4	.500	0	0	.000	2	3	.667	1	3	4	7.0	0	0	0	1	0	0	6	7.5	
vs Chaminade	11-24-04	*	33	7	12	.583	0	0	.000	0	0	.000	3	3	6	6.7	2	0	0	0	0	2	14	9.7	
CALIFORNIA	11-27-04	*	21	2	7	.286	0	0	.000	2	2	1.000	5	1	6	6.5	3	0	2	0	1	0	6	8.8	
at Utah State	12/01/04	*	32	2	7	.286	0	1	.000	0	0	.000	4	5	9	7.0	4	0	2	2	2	2	4	7.8	
at USC	12/04/04	*	19	0	0	.000	0	0	.000	0	0	.000	0	4	4	6.5	0	0	0	2	0	0	0	6.5	
BOISE STATE UNIVERSITY	12/08/04		20	4	6	.667	0	0	.000	3	4	.750	3	5	8	6.7	2	0	0	2	1	1	11	7.1	
vs Washington State University	12/11/04		15	1	3	.333	0	0	.000	0	0	.000	0	3	3	6.3	0	0	0	1	0	0	2	6.5	
UTAH STATE	12/18/04		17	4	9	.444	0	0	.000	0	1	.000	5	2	7	6.3	4	0	0	1	1	0	8	6.7	
NORTH CAROLINA STATE	12/21/04	*	28	1	5	.200	0	0	.000	0	0	.000	3	7	10	6.7	0	0	3	0	0	1	2	6.2	
at Weber State	12-23-04	*	35	5	7	.714	0	0	.000	4	4	1.000	3	3	6	6.6	3	0	4	0	2	0	14	6.9	
SOUTHERN UTAH UNIVERSITY	12/28/04	*	21	3	7	.429	0	0	.000	0	0	.000	2	2	4	6.4	2	0	1	0	1	0	6	6.8	
SANTA CLARA	12/31/04	*	14	0	0	.000	0	0	.000	2	2	1.000	0	3	3	6.2	1	0	0	1	0	0	2	6.5	
at Saint Mary's (CA)	01/04/05	*	24	3	5	.600	0	0	.000	0	0	.000	2	2	4	6.0	2	0	1	1	1	1	6	6.4	
SAN DIEGO STATE	01/08/05		4	0	0	.000	0	0	.000	0	0	.000	0	1	1	5.7	0	0	0	0	0	0	0	6.0	
MONTANA STATE-BILLINGS	01/11/05		20	3	6	.500	0	0	.000	4	8	.500	2	4	6	5.7	1	0	0	1	2	2	10	6.3	
at Colorado State	1-15-05		5	1	2	.500	0	0	.000	0	1	.000	1	2	3	5.5	1	0	0	0	0	0	2	6.0	
Totals			9	343	41	88	.466	0	3	.000	20	30	.667	39	55	94	5.5	26	0	13	11	13	9	102	6.0

CAREER HIGHS:

POINTS: 14 vs. Chaminade, at Weber St. (2005)
FG MADE: 7 vs. Chaminade (2005)
FG ATT: 12 vs. Chaminade (2005)
FG %: .714 (5-7) at Weber State (2005)
3FG MADE: -
3FG ATT: 2 vs. North Carolina (2005)
3FG %: .000 (0-2) vs. N. Carolina (2005)
FT MADE: 4 at Weber St. (2005)
FT ATT: 8 vs. MSU-Billings (2005)
FT %: 1.000 (4-4) at Weber St. (2005)
REB: 10 vs. North Carolina, vs. NC State (2005)
ASSISTS: 4 at Weber State (2005)
STEALS: 2 vs. MSU-Billings, vs. Chaminade, at Utah State (2005)
BLOCKS: 2 vs. MSU-Billings, at Utah State, at Weber St. (2005)
MINUTES: 35 at Weber St. (2005)



GARNER MEADS

6-8 • 225 • sophomore • forward
Salt Lake City, Utah

MEADS LATELY: Averages 5.5 rebounds, sharing team-high honors with Keena Young ... Had 4 points and 4 rebounds in 18 minutes off the bench at CSU ... In his first start since Dec. 18, Meads recorded a career-high 11 rebounds against MSU-Billings ... Scored 5 points and grabbed 6 rebounds in 12 minutes vs. SDSU after missing the prior three games with a foot injury ... He missed two games earlier with an injured ankle ... After returning from the injured ankle, he had scored more than 4 points in a game only once (10 points at USC) in six outings before scoring 10 points at Weber State in his last action prior to his recent foot injury ... shared team-high honors with 6 rebounds at Weber State ... Had 10 rebounds and two assists against Washington State ... also dished out a career-high two assists against Boise State, adding four points and three rebounds in

14 minutes ... Recorded a season-high 10 points with eight rebounds at USC ... Returned from injury at Utah State on Dec. 1, posting two blocked shots in 18 minutes ... Started the first two games but had to sit out the next two games after injuring his ankle against Stanford ... Averaged 5.5 points and team-best 7.0 rebounds over first two games.

NOTING MEADS: Meads started 18 games, including 16 of the last 17 games, as a redshirt freshman in 2003-04 and showed promise of his abilities despite playing with injuries throughout much the year ... A heavily recruited McDonald's High School All-American, Meads entered his first year with BYU in 2000-01 after selecting the Cougars over Stanford and Utah, but suffered a punctured-lung injury the first week of practice and ended up deciding to redshirt ... He left to serve a two-year LDS Church mission at the semester, splitting his redshirt season between the fall of 2000 and the winter of 2003 ... He is an outstanding student-athlete who will be looked to as a leader on and off the floor ... He can bang inside but also has a nice mid-range game and should be a key player for the Cougars as a sophomore ... Overall last year, he appeared in 29 of 30 games, averaging 4.2 points and 2.9 rebounds while shooting .540 from the floor and .644 from the line in 16 minutes per game ... He shot 59 percent in league games, which would have rated second among MWC players but he hadn't taken the minimum three shots per game ... He had four double-figure scoring games and one double-digit rebounding outing ... He played a career-best 34 minutes vs. SDSU, scoring a personal-best 19 points on 7-of-11 shooting, including an aggressive one-handed slam through traffic in transition, and added 8 rebounds ... He recorded a double-double with 13 points and a season-best 10 rebounds vs. Wyoming in Provo, going 6-for-9 from the floor in 26 minutes ... He played well in BYU's upset over nationally ranked and eventual Final Four participant Oklahoma State with 7 rebounds, including a key offensive rebound, and 6 points while playing 26 minutes.

PERSONAL: Born September 1981 in Salt Lake City ... parents are Garner and LeeAnn Meads ... has three sisters and two brothers ... enjoys playing the piano, cars, Sony PlayStation, swimming, water skiing and snow skiing ... was the student body historian at Brighton High his senior year and class vice president as a sophomore ... exercise science major with a business minor.

Garner Meads – 2004-05 Game-by-Game

Opponent	Date	GS	Min	TOTAL			3-PTS			FT			REBOUNDS			PF	FO	A	TO	Blk	Stl	Pts	Avg		
				FG	FGA	Pct	3FG	FGA	Pct	FT	FTA	Pct	Off	Def	Tot									Avg	
vs North Carolina	11-22-04	*	22	1	6	.167	0	0	.000	0	0	0	0	3	6	9.0	3	0	1	4	1	2	2	2.0	
vs Stanford	11-23-04	*	22	3	7	.429	0	0	.000	3	3	1.000	2	3	5	7.0	4	0	0	3	1	0	9	5.5	
vs Chaminade	11-24-04	DNP - Injury																							
CALIFORNIA	11-27-04	DNP - Injury																							
at Utah State	12/01/04	*	18	0	2	.000	0	0	.000	0	0	.000	1	1	2	5.3	3	0	0	3	2	0	0	3.7	
at USC	12/04/04	*	24	4	6	.667	0	0	.000	2	6	.333	5	3	8	6.0	3	0	1	1	0	1	10	5.3	
BOISE STATE UNIVERSITY	12/08/04	*	14	1	1	1.000	0	0	.000	2	2	1.000	0	3	3	5.4	4	0	2	1	0	0	4	5.0	
vs Washington State University	12/11/04	*	28	0	2	.000	0	0	.000	2	2	1.000	1	9	10	6.2	2	0	2	2	0	0	2	4.5	
UTAH STATE	12/18/04	*	23	2	5	.400	0	0	.000	0	0	.000	0	1	1	5.4	5	1	1	0	1	1	4	4.4	
NORTH CAROLINA STATE	12/21/04	*	15	1	3	.333	0	0	.000	2	2	1.000	1	0	1	4.9	2	0	0	0	0	1	4	4.4	
at Weber State	12-23-04	*	27	3	6	.500	0	1	.000	4	4	1.000	0	6	6	5.0	3	0	0	2	0	0	10	5.0	
SOUTHERN UTAH UNIVERSITY	12/28/04	DNP - Injury																							
SANTA CLARA	12/31/04	DNP - Injury																							
at Saint Mary's (CA)	01/04/05	DNP - Injury																							
SAN DIEGO STATE	01/08/05	*	12	2	3	.667	0	0	.000	1	2	.500	2	4	6	5.1	2	0	0	2	0	0	5	5.0	
MONTANA STATE-BILLINGS	01/11/05	*	21	3	7	.429	0	0	.000	1	2	.500	4	7	11	5.6	1	0	1	1	0	0	7	5.2	
at Colorado State	1-15-05	*	18	2	9	.222	0	0	.000	0	0	.000	2	2	4	5.5	2	0	0	0	0	1	4	5.1	
Totals			8	244	22	57	.386	0	1	.000	17	23	.739	21	45	66	5.5	34	1	8	19	5	6	61	5.1
Meads vs. Wyoming (3 games, BYU record: 3-0)			3	21.0	8	14	.571	0	0	.000	1	5	.200	5	8	13	4.3	9	0	1	2	0	3	17	5.7


CAREER HIGHS:

POINTS: 19 vs. SDSU (2004)
 FG MADE: 7 vs. SDSU (2004)
 FG ATT: 11 vs. SDSU (2004)
 FG%: .667 (6-9) vs. Wyoming (2004), at USC (2005)
 3FG MADE: -
 3FG ATT: 1 at Utah (2004), at Weber St. (2005)
 3FG%: .000 (0-1) at Utah (2004)
 FT MADE: 5 vs. Weber St., vs. SDSU (2004)
 FT ATT: 6 vs. Weber St. (2004), at USC (2005)
 FT %: 1.000 (5-5) vs. SDSU (2004)
 REB: 11 vs. MSU-Billings (2005)
 ASSISTS: 2 vs. Washington State, vs. Boise State (2005)
 STEALS: 2 at Wyoming, vs. Utah (2004), vs. UNC (2005)
 BLOCKS: 2 vs. Utah in Provo, vs. Utah at MWC (2004), at Utah State (2005)
 MINUTES: 34 vs. SDSU (2004)

MEADS PRIOR YEARS' STATS

YEAR	GP	GS	MIN	AVG	FG	FGA	PCT	3FG	FGA	PCT	FT	FTA	PCT	OFF	DEF	TOT	AVG	PF	FO	A	AVG	TO	BLK	STL	PTS	AVG
2003-04	29	18	465	16.0	47	87	.540	0	1	.000	29	45	.644	35	48	83	2.9	73	2	9	0.3	28	12	11	123	4.2





MIKE ROSE
 6-2 • 185 • sophomore • guard
 Houston, Texas

ROSE LATELY: Fourth on the team in scoring at 9.7 ppg ... 41 of his 55 successful field goals this year have been from behind the three-point arc ... Leads the team in three-point percentage with a .427 mark ... Started at CSU, scoring 6 points in career-equaling 36 minutes (also vs. SDSU) ... Started against MSU-Billings, contributing 14 points on 4-7 shooting from three-point range and recording his first block of the season ... Made fifth start and played career-most 36 minutes vs. SDSU, grabbing career-best 6 rebounds but went 3-10 from the floor and 1-7 on threes ... Had 6 points and 3 rebounds at Saint Mary's ... Equaled career-high 26 points on 7-of-10 shooting, including 4 treys, to lead BYU over Santa Clara while adding 5 assists ... also had career marks of 8 FTs, 11 FTAs and 33 minutes ... Made his fourth start vs. SUU, scoring 14 points while hitting four treys ... Did not take a shot for the first time this season in 9 minutes off the bench at Weber State ... Scored 9 points on 3 treys in 20 minutes vs. NC State ... Scored in double figures in the prior four games while averaging 15.3 ppg in those games ... Scored 14 points vs. Utah State in 31 minutes ... Recorded 15 points and a career-high three steals against Washington State ... Connected on 6-of-9 three-pointers against Boise State en route to 19 points ... Came off the bench for 13 points on four three-pointers and one free throw at USC ... starting all three games at the Maui Invitational at shooting guard ... Scored 8 points vs. Stanford, with his 25 minutes vs. Stanford topping his high of 23 minutes played in a game last year as a freshman.

NOTING ROSE: Rose is an excellent shooter out of Spring Woods High School in Houston who led the Mountain West Conference in three-point percentage (.459) as a freshman in 2003-04 ... He set the BYU record with eight treys in his first college game ... His 28 treys last year, despite mostly limited playing time, is the most by a returning player ... He is BYU's third-leading scorer returning from last season ... A strong scoring threat, he has range well beyond the three-point arc ... He utilizes a 37-inch vertical to shoot over taller defenders with a quick release at top of his leap and can dunk off either foot ... Last year he appeared in 26 of 30 games, averaging 3.9 points and 0.7 rebounds in 7.9 minutes per game while shooting 42 percent overall from the floor ... 28 of his 34 field goals were treys ... He totaled a game- and season-high 26 points, while also dishing out a season-best 6 assists, against Southern Utah ... He was a perfect 4-for-4 from the floor, including 3-of-3 on treys for 11 points in nine minutes vs. USC ... He scored 10 points, all in his 11 first-half minutes when he made 3-of-4 treys, and played 22 minutes vs. CSU ... He scored 9 points on 3-of-4 shooting from long range vs. New Mexico in 12 minutes ... He could play a much larger role for the Cougars in 2004-05.

PERSONAL: Rose was born October 1984 ... parents are Gordon and Sharon ... has two brothers, Greg (22) and Jordan (17) ... ranked sixth in his class of 365 seniors ... was recruited by Houston, St. Louis, Utah State, Colorado State, Texas Christian, Texas A&M, Tennessee and Illinois ... is the nephew of BYU Associate Head Coach Dave Rose ... open major.

Mike Rose – 2004-05 Game-by-Game

Opponent	Date	GS	Min	TOTAL			3-PTS			FT			REBOUNDS			PF	FO	A	TO	Blk	Stl	Pts	Avg		
				FG	FGA	Pct	3FG	FGA	Pct	FT	FTA	Pct	Off	Def	Tot									Avg	
vs North Carolina	11-22-04	*	15	2	7	.286	1	5	.200	0	0	.000	0	1	1	1.0	0	0	0	1	0	5	5.0		
vs Stanford	11-23-04	*	25	2	5	.400	2	5	.400	2	4	.500	0	2	2	1.5	0	0	0	3	0	8	6.5		
vs Chamainade	11-24-04	*	14	2	5	.400	1	3	.333	0	0	.000	0	0	0	1.0	0	0	3	1	0	5	6.0		
CALIFORNIA	11-27-04		17	0	4	.000	0	4	.000	1	2	.500	0	3	3	1.5	3	0	1	0	1	1	4.8		
at Utah State	12-01-04		4	1	3	.333	1	2	.500	0	0	.000	0	0	0	1.2	2	0	0	0	0	3	4.4		
at USC	12-04-04		16	4	7	.571	4	6	.667	1	2	.500	0	3	3	1.5	4	0	1	0	0	13	5.8		
BOISE STATE UNIVERSITY	12-08-04		23	6	9	.667	6	9	.667	1	2	.500	0	3	3	1.7	1	0	1	3	0	19	7.7		
vs Washington State University	12-11-04		25	6	13	.462	3	9	.333	0	0	.000	2	2	1.8	3	0	1	2	0	3	15	8.6		
UTAH STATE	12-18-04		31	5	15	.333	3	8	.375	1	2	.500	1	0	1.7	0	0	0	1	0	2	14	9.2		
NORTH CAROLINA STATE	12-21-04		20	3	7	.429	3	5	.600	0	0	.000	0	1	1.6	3	0	1	1	0	0	9	9.2		
at Weber State	12-23-04		9	0	0	.000	0	0	.000	0	0	.000	0	0	0	1.5	0	0	0	0	0	0	8.4		
SOUTHERN UTAH UNIVERSITY	12-28-04	*	25	5	9	.556	4	7	.571	0	0	.000	0	1	1.4	0	0	1	1	0	0	14	8.8		
SANTA CLARA	12-31-04		33	7	10	.700	4	7	.571	8	11	.727	0	3	3	1.5	0	0	5	0	0	26	10.2		
at Saint Mary's (CA)	01-04-05		16	2	5	.400	2	3	.667	0	0	.000	0	3	3	1.6	1	0	2	3	0	6	9.9		
SAN DIEGO STATE	01-08-05	*	36	3	10	.300	1	7	.143	0	0	.000	6	6	1.9	3	0	2	1	0	0	7	9.7		
MONTANA STATE-BILLINGS	01-11-05	*	22	5	10	.500	4	7	.571	0	0	.000	2	2	1.9	1	0	3	0	1	1	14	9.9		
at Colorado State	1-15-05	*	36	2	9	.222	2	9	.222	0	0	.000	1	0	1	1.9	1	0	2	3	0	6	9.7		
Totals			7	367	55	128	.430	41	96	.427	14	23	.609	2	30	32	1.9	22	0	22	21	1	7	165	9.7
Rose vs. Wyoming (2 games, BYU record: 2-0)			0	3.0	0	0	.000	0	0	.000	0	0	.000	0	0	0	0.0	2	0	0	0	0	0	0.0	

CAREER HIGHS:

POINTS: 26 vs. SUU (2004), vs. Santa Clara (2005)
FG MADE: 9 vs. SUU (2004)
FG ATT: 16 vs. SUU (2004)
FG%: 1.000 (4-4) vs. USC (2004)
3FG MADE: 8 vs. SUU (2004)
3FG ATT: 13 vs. SUU (2004)
3FG%: 1.000 (3-3) vs. USC (2004)
FT MADE: 8 vs. Santa Clara (2005)
FT ATT: 11 vs. Santa Clara (2005)
FT%: 1.000 (3-3) at AFA (2004)
REB: 6 vs. SDSU (2005)
ASSISTS: 6 vs. SUU (2004)
STEALS: 3 vs. Washington State (2005)
BLOCKS: 1 vs. MSU-Billings (2005), vs. WOU (2004)
MINUTES: 36 vs. SDSU at CSU (2005)

ROSE PRIOR YEARS' STATS

YEAR	GP	GS	MIN	AVG	FG	FGA	PCT	3FG	FGA	PCT	FT	FTA	PCT	OFF	DEF	TOT	AVG	PF	FO	A	AVG	TO	BLK	STL	PTS	AVG
2003-04	26	0	206	7.9	34	81	.420	28	61	.459	6	12	.500	4	15	19	0.7	12	0	9	0.3	13	1	4	102	3.9





CHRIS MILES
 6-11 • 235 • freshman • forward
 Provo, Utah

MILES LATELY: Started and grabbed a career-best 7 rebounds, including a personal-high 5 offensive boards, to go along with 8 points in 19 minutes at CSU ... Assisting in holding CSU's leading scorer Matt Nelson to just 11 points ... Recorded 7 points, 3 rebounds, a block and a steal in 16 minutes vs. MSU-Billings ... With Derek Dawes slowed by injuries, Miles made his second start vs. San Diego State, playing a career-most 25 minutes ... Had 8 points and tied career-high 5 rebounds but suffered 4-for-12 shooting ... Had tough outing at Saint Mary's, going 0-5 from the floor with 2 rebounds in 15 minutes ... Had career marks against Santa Clara of 12 points, 4 FG, 4 FT, 4 FTA and tied career-bests of 3 assists and 3 blocks while adding 3 rebounds in 17 minutes ... Played 14 minutes vs. Southern Utah, dishing out career-best 3 assists ... Made his first start, playing 14 minutes with 2 rebounds vs. NC State ... Logged career-best 22 minutes vs. Utah State while equaling a career-high 5 rebounds with a personal-best 3 blocks ... Recorded 2 blocks in 6 minutes

against Boise State ... Contributed a career-high 4 points on 2-4 shooting in 8 minutes at USC, highlighted by taking a steal the length of the court for a slam dunk ... Played 18 minutes with 2 points, 1 rebound and 1 blocked shot vs. California ... Grabbed 5 rebounds in 7 minutes vs. North Carolina ... played only one minute vs. Chaminade, making both his free throw attempts to score his first points as a Cougar.

NOTING MILES: Miles is Utah's two-time reigning 4A State MVP out of Timpview High School in Provo ... He was ranked as high as the No. 2 post player in the West ... He is an excellent shot-blocker and defender who runs the floor well ... He has worked hard during the summer and has the ability to be a significant contributor ... He averaged 14.9 points, 8.0 rebounds and 4.5 blocks for the Thunderbirds as a senior ... The repeat Deseret News 4A MVP finished his career at Timpview with nearly 300 blocks, second all-time in the Utah High School record book to former BYU and current NBA center Shawn Bradley.


PERSONAL: Miles is a native of Provo, Utah ...He was invited to the NBA Players Camp during the summer of 2003, where he was rated No. 47 among the nation's top high school players ... He was ranked as high as the No. 2 post player in the West ... Gonzaga, Utah State, Utah, Kansas, Oregon State, Connecticut, UCLA, Wyoming and Texas Tech also recruited Miles.

Chris Miles – 2004-05 Game-by-Game

Opponent	Date	GS	Min	TOTAL			3-PTS			REBOUNDS					Avg	PF	FO	A	TO	Blk	Stl	Pts	Avg		
				FG	FGA	Pct	3FG	FGA	Pct	FT	FTA	Pct	Off	Def										Tot	
vs North Carolina	11-22-04		7	0	1	.000	0	0	.000	0	0	.000	3	2	2	1.000	0	0	0	0	0	0	2	1.0	
vs Stanford	11-23-04		DNP - coaches decision																						
vs Chaminade	11-24-04		1	0	0	.000	0	0	.000	2	2	1.000	0	0	0	2.5	0	0	0	0	0	0	2	1.0	
CALIFORNIA	11-27-04		18	1	3	.333	0	0	.000	0	0	.000	0	1	1	2.0	0	0	0	1	1	0	2	1.3	
Utah State	12/01/04		2	0	0	.000	0	0	.000	0	0	.000	0	1	1	1.8	0	0	0	0	0	0	0	1.0	
at USC	12/04/04		8	2	4	.500	0	0	.000	0	0	.000	1	1	2	1.8	1	0	0	0	0	1	4	1.6	
BOISE STATE UNIVERSITY	12/08/04		6	1	1	1.000	0	0	.000	0	0	.000	0	1	1	1.7	1	0	0	2	2	1	2	1.7	
vs Washington State University	12/11/04		9	1	1	1.000	0	0	.000	0	0	.000	1	1	2	1.7	1	0	1	1	0	0	2	1.7	
UTAH STATE	12/18/04		22	0	0	.000	0	0	.000	0	0	.000	2	3	5	2.1	3	0	0	0	3	0	0	1.5	
NORTH CAROLINA STATE	12/21/04	*	14	0	1	.000	0	0	.000	0	0	.000	0	2	2	2.1	2	0	0	2	1	0	0	1.3	
at Weber State	12-23-04		3	0	0	.000	0	0	.000	0	0	.000	0	0	0	1.9	2	0	0	0	0	0	0	1.2	
SOUTHERN UTAH UNIVERSITY	12/28/04		14	0	1	.000	0	0	.000	0	0	.000	0	1	1	1.8	2	0	3	0	0	0	0	1.1	
SANTA CLARA	12/31/04		17	4	7	.571	0	0	.000	4	4	1.000	2	1	3	1.9	4	0	3	0	3	0	12	2.0	
at Saint Mary's (CA)	01/04/05		15	0	5	.000	0	0	.000	0	0	.000	0	2	2	1.9	4	0	0	0	1	1	0	1.8	
SAN DIEGO STATE	01/08/05	*	25	4	12	.333	0	0	.000	0	0	.000	3	2	5	2.1	2	0	0	1	1	0	8	2.3	
MONTANA STATE-BILLINGS	01/11/05		16	3	10	.300	0	0	.000	1	2	.500	2	1	3	2.2	1	0	2	0	1	1	7	2.6	
at Colorado State	1-15-05	*	19	3	6	.500	0	0	.000	2	2	1.000	5	2	7	2.5	4	0	1	0	1	0	8	2.9	
Totals			3	196	19	52	.365	0	0	.000	9	10	.900	19	21	40	2.5	28	0	10	8	15	4	47	2.9

CAREER HIGHS:

POINTS: 12 vs. Santa Clara (2005)
FG MADE: 4 vs. Santa Clara, vs. SDSU (2005)
FG ATT: 12 vs. SDSU (2005)
FG %: .571 (4-7) vs. Santa Clara (2005)
3FG MADE: -
3FG ATT: -
3FG %: -
FT MADE: 4 vs. Santa Clara (2005)
FT ATT: 4 vs. Santa Clara (2005)
FT %: 1.000 (4-4) vs. Santa Clara (2005)
REB: 7 at CSU (2005)
ASSISTS: 3 vs. Southern Utah, vs. Santa Clara (2005)
STEALS: 1 (4 times) last vs. MSU-Billings (2005)
BLOCKS: 3 vs. Utah State, vs. Santa Clara (2005)
MINUTES: 25 vs. SDSU (2005)



TERRY NASHIF
 5-10 • 165 • senior • point guard
 Vancouver, Wash.

NASHIF LATELY: Has seven starts earlier in the year but is now coming off the bench ... Averages 1.9 assists per game ... Played 5 minutes at CSU, going 0-3 with 1 rebound ... Scored a season-high 10 points in 11 minutes on 4-5 shooting vs. MSU-Billings and tied his career-high in steals with 3 ... Played season-low 2 minutes vs. SDSU ... Scored 5 points off the bench at Saint Mary's, including a clutch three when the Cougars were still in the game ... Made his seventh start in of the year against Washington State but played just six minutes ... Dished out a career-high 10 assists in 25 minutes of action off the bench at USC ... Had a season-high 8 points, career-best 8 rebounds and 5 assists in career-most 31 minutes vs. California ... Started all three games at the Maui Invitational, averaging 4.7 points and a team-leading 3.3 assists per game ... took a career-most 9 field goal attempts and 5 three-point attempts vs. Stanford ... also took 5 treys vs. Cal.

NOTING NASHIF: Nashif is a solid floor leader with three years of reserve experience who earned the start at the point to begin the season ... He was the primary backup as a freshman and sophomore and played in 23 of 30 games last season as a junior ... He made seven starts in 76 appearances in his first three seasons ... A smart player and good distributor of the ball, he led BYU in assists (3.0) and ranked first among MWC players in Assist/TO Ratio during league games as a sophomore when he made six starts and saw his most extended playing time ... He can knock down the three-pointer and is an excellent ballhandler ... Last year he played a season-high 21 minutes and scored a season-high 6 points while adding 4 rebounds and 3 assists against Western Oregon ... He dished out a career-best 8 assists against Idaho State at the Cable Car Classic in 18 minutes ... As a sophomore matched up against UNLV's Marcus Banks, who went onto become an NBA first-round draft selection, Nashif had 2 blocks and 7 assists (1 turnover), adding 4 boards.

PERSONAL: Born July 1980 in Vancouver, Wash. ... parents are Bruce and Kathy Nashif ... ancestry comes from Lebanon ... served a mission for the Church of Jesus Christ of Latter-day Saints to Columbia, S.C., returning in July 2001 ... recruited by Harvard and Portland State ... engaged to marry Katie Williamson on Nov. 6, 2004 ... physical education major.

Terry Nashif – 2004-05 Game-by-Game

Opponent	Date	GS	Min	TOTAL			3PTS			FT			REBOUNDS			Avg	PF	FO	A	TO	Blk	Stl	Pts	Avg	
				FG	FGA	Pct	3FG	FGA	Pct	FT	FTA	Pct	Off	Def	Tot										
vs North Carolina	11-22-04	*	23	1	3	.333	1	3	.333	0	0	.000	0	1	1	1.0	1	0	4	8	0	1	3	3.0	
vs Stanford	11-23-04	*	30	2	9	.222	1	5	.200	2	2	1.000	0	1	1	1.0	4	0	1	3	0	1	7	5.0	
vs Chaminade	11-24-04	*	21	2	3	.667	0	0	.000	0	0	.000	0	4	4	2.0	2	0	5	1	1	1	4	4.7	
CALIFORNIA	11/27/04	*	31	3	8	.375	2	5	.400	0	0	.000	0	8	8	3.5	4	0	5	3	0	0	8	5.5	
at Utah State	12/01/04	*	10	0	0	.000	0	0	.000	0	0	.000	0	0	0	2.8	0	0	1	2	0	0	0	4.4	
at USC	12/04/04		25	0	4	.000	0	3	.000	0	0	.000	0	3	3	2.8	3	0	10	2	0	1	0	3.7	
BOISE STATE UNIVERSITY	12/08/04	*	17	0	2	.000	0	1	.000	1	2	.500	0	1	1	2.6	0	0	0	1	0	0	1	3.3	
vs Washington State University	12/11/04	*	6	0	1	.000	0	1	.000	0	0	.000	0	0	0	2.3	1	0	0	0	0	0	0	2.9	
UTAH STATE	12/18/04		12	0	2	.000	0	1	.000	0	0	.000	0	0	0	2.0	0	0	4	1	0	1	0	2.6	
NORTH CAROLINA STATE	12/21/04		8	0	2	.000	0	2	.000	0	0	.000	0	0	0	1.8	0	0	1	0	0	0	0	2.3	
at Weber State	12-23-04		6	0	0	.000	0	0	.000	0	0	.000	0	0	0	1.6	0	0	0	1	0	0	0	2.1	
SOUTHERN UTAH UNIVERSITY	12/28/04		9	0	1	.000	0	0	.000	0	0	.000	0	3	3	1.8	0	0	0	0	0	1	0	1.9	
SANTA CLARA	12/31/04		2	0	1	.000	0	1	.000	0	0	.000	0	0	0	1.6	0	0	0	0	0	0	0	1.8	
at Saint Mary's (CA)	01/04/05		17	2	6	.333	1	3	.333	0	0	.000	0	1	1	1.6	0	0	0	2	0	0	5	2.0	
SAN DIEGO STATE	01/08/05		2	0	0	.000	0	0	.000	0	0	.000	0	0	0	1.5	0	0	0	0	0	0	0	1.9	
MONTANA STATE-BILLINGS	01/11/05		11	4	5	.800	2	2	1.000	0	0	.000	0	2	2	1.5	0	0	2	1	0	3	10	2.4	
at Colorado State	1-15-05		5	0	3	.000	0	2	.000	0	0	.000	0	1	1	1.5	2	0	0	0	0	0	0	2.2	
Totals			7	235	14	50	.280	7	29	.241	3	4	.750	0	25	25	1.5	17	0	33	25	1	9	38	2.2
Nashif vs. Wyoming (4 games, BYU record:3-1)			0	9.0	1	4	.250	0	0	.000	5	5	1.000	1	0	1	0.3	5	0	7	1	0	1	7	1.8

CAREER HIGHS:

POINTS: 11 at SDSU (2003)
 FG MADE: 4 vs. MSU-Billings (2005)
 FG ATT: 9 vs. Stanford (2005)
 FG%: 1.000 (3-3) at SDSU (2003)
 3FG MADE: 3 at SDSU (2003)
 3FG ATT: 5 vs. Sanford, Cal (2005)
 3FG%: 1.000 (3-3) at SDSU (2003)
 FT MADE: 6 vs. Rice
 FT ATT: 6 vs. CSUN (2002), Rice
 FT %: 1.000 (6-6) vs. Rice
 REB: 8 vs. California (2005)
 ASSISTS: 10 at USC (2005)
 STEALS: 3 vs. MSU-Billings (2005), at AFA (2004)
 BLOCKS: 2 vs. UNLV
 MINUTES: 31 vs. California (2005)

NASHIF PRIOR YEARS' STATS

YEAR	GP	GS	MIN	AVG	FG	FGA	PCT	3FG	FGA	PCT	FT	FTA	PCT	OFF	DEF	TOT	AVG	PF	FO	A	AVG	TO	BLK	STL	PTS	AVG
2001-02	21	0	60	2.9	1	3	.333	0	2	.000	9	12	.750	0	9	9	0.4	9	0	10	0.5	9	0	2	11	0.5
2002-03	32	6	470	14.7	21	61	.344	10	26	.385	17	23	.739	5	47	52	1.6	43	0	68	2.1	23	3	18	69	2.2
2003-04	23	1	171	7.4	6	22	.273	3	13	.231	7	9	.778	2	22	24	1.0	21	1	26	1.1	10	1	9	22	1.0
3-Year Totals	76	7	701	9.2	28	86	.326	13	41	.317	33	44	.750	7	78	85	1.1	73	1	104	1.3	42	4	29	102	1.3





JIMMY BALDERSON

6-6 • 200 • sophomore • guard
Magrath, Alberta, Canada

BALDERSON LATELY: Played four minutes at CSU, going 0-4 ... Was perfect from the field against MSU-Billings, going 3-3 and scoring 9 points ... scored 11 points in 14 minutes off the bench on 4-of-5 shooting vs. Southern Utah ... Played less than a minute at Weber State and did not play vs. NC State after starting the prior three games ... shot 2-of-15 from the floor in his three starts ... Recorded a career-high 22 points at USC on 6-12 shooting, including a career-best 5 three-pointers ... Scored 6 points on .500 shooting in 11-minute season debut at Utah State after coming out of redshirt year ... Sat out the first four games planning to redshirt after August return from his two-year LDS Church mission to the Marshall Islands.

NOTING BALDERSON: Balderson is a 6-foot-6 guard who averaged 4.0 points per game and 1.5 rebounds per game as a freshman at BYU prior to serving a two-year mission for the Church of Jesus Christ of Latter-day Saints ... He returned in August ... A talented scorer, he has excellent range from the three-point arc and has good size. ... He plans to redshirt to allow time to get back into playing condition after his missionary service ... Balderson played in 27 of 30 games as a freshman reserve on BYU's 18-12 team that advanced to the second round of the NIT, logging 8.5 minutes per game while shooting .487 from the floor; .306 (11-of-36) on threes and .657 from the line ... His 48.7 percent shooting from the floor led all BYU perimeter players ... He was seventh on the team in scoring ... He appeared in all 14 league games, averaging 3.6 points and 1.3 rebounds in 8.3 minutes ... He scored double-digit points in three games ... He led BYU in scoring, rebounds and steals with season highs of 19 points, 7 rebounds and 3 steals in BYU's win over Fort Lewis College ... he totaled 14 points and 6 rebounds in a loss at Air Force and scored 11 points with 2 rebounds and a season-high 2 assists in a home win over Southern Utah ... He came off the bench cold in the closing moments of regulation at Pepperdine and promptly hit a three-pointer from the corner as time expired to send the game into overtime ... He scored in 21 of his 27 appearances and grabbed in a rebound in 17 outings.

PERSONAL: Born August 1983 in Magrath, Alberta, Canada ... parents are Wes and Lorraine Balderson ... one of seven children, three boys ... oldest brother was Canadian Interuniversity Player of the Year in Canada as shooting guard, while other brother currently plays football at the University of Alberta and little sister Debbie currently plays basketball for Lethbridge Community College ... served a two-year mission for the Church of Jesus Christ of Latter-day Saints in the Marshall Islands speaking Marshallese ... Business Finance major.

Jimmy Balderson – 2004-05 Game-by-Game

Opponent	Date	GS	Min	TOTAL			3PTS			REBOUNDS					PF	FO	A	TO	Blk	Stl	Pts	Avg			
				FG	FGA	Pct	3FG	FGA	Pct	FT	FTA	Pct	Off	Def									Tot	Avg	
vs North Carolina	11-22-04			DNP - planned redshirt																					
vs Stanford	11-23-04			DNP - planned redshirt																					
vs Chaminade	11-24-04			DNP - planned redshirt																					
CALIFORNIA	11-27-04			DNP - planned redshirt																					
at Utah State	12/01/04		11	2	4	.500	1	3	.333	1	2	.500	0	0	0	0.0	0	0	0	1	0	0	6	6.0	
at USC	12/04/04		25	6	12	.500	5	8	.625	5	7	.714	0	1	1	0.5	3	0	4	2	0	0	22	14.0	
BOISE STATE UNIVERSITY	12/06/04	*	18	1	6	.167	1	4	.250	0	0	.000	0	2	2	1.0	0	0	1	0	0	0	3	10.3	
vs Washington State University	12/11/04	*	15	0	4	.000	0	3	.000	0	0	.000	0	0	0	0.8	0	0	2	0	0	0	7	7.8	
UTAH STATE	12/18/04	*	10	1	5	.200	0	2	.000	0	0	.000	0	0	0	0.6	4	0	1	1	0	0	2	6.6	
NORTH CAROLINA STATE	12/21/04			DNP - coaches decision																					
at Weber State	12-23-04		0	0	0	.000	0	0	.000	0	0	.000	0	1	1	0.7	0	0	0	0	0	0	0	5.5	
SOUTHERN UTAH UNIVERSITY	12/28/04		14	4	5	.800	1	1	1.000	2	2	1.000	0	0	0	0.6	2	0	2	1	0	1	11	6.3	
SANTA CLARA	12/31/04		6	0	3	.000	0	1	.000	0	0	.000	0	1	1	0.6	0	0	0	0	0	0	0	5.5	
at Saint Mary's (CA)	01/04/05		6	0	2	.000	0	0	.000	0	0	.000	0	0	0	0.8	0	0	1	1	0	0	2.5		
SAN DIEGO STATE	01/08/05		6	1	2	.500	0	1	.000	0	0	.000	0	1	1	0.6	0	0	0	2	0	0	2	5.1	
MONTANA STATE-BILLINGS	01/11/05		16	3	3	1.000	0	0	.000	3	6	.500	0	3	3	0.8	0	0	2	2	0	1	9	5.5	
at Colorado State	1-15-05		4	0	4	.000	0	3	.000	0	0	.000	0	0	0	0.8	1	0	0	0	0	1	0	5.0	
Totals			3	132	19	50	.380	9	27	.333	13	19	.684	0	9	9	0.8	11	0	10	11	0	3	60	5.0
Balderson vs. Wyoming (2 games, BYU record: 1-1)			0	6.0	2	5	.400	1	4	.250	1	1	1.000	0	1	1	0.5	1	0	1	0	1	0	6	3.0


CAREER HIGHS:

POINTS: 22 at USC (2005)
 FG MADE: 8 vs. Fort Lewis (12/12/01)
 FG ATT: 12 at USC (2005)
 FG%: 1.000 (3-3) vs. MSUBillings (2005)
 3FG MADE: 5 at USC (2005)
 3FG ATT: 8 at USC (2005)
 3FG%: .620 at USC (2005)
 FT MADE: 5 at USC (2005)
 FT ATT: 7 at USC (2005)
 FT %: 1.000 (4-4) at AFA, UNLV (2001-02)
 REB: 7 vs. Fort Lewis (12/12/01)
 ASSTS: 4 at USC (2005)
 STEALS: 3 vs. Fort Lewis (12/12/01)
 BLOCKS: 1 at Wyoming (2/28/02)
 MIN: 25 at USC (2005)

BALDERSON PRIOR YEAR TOTALS

YEAR	GP	GS	MIN	AVG	FG	FGA	PCT	3FG	FGA	PCT	FT	FTA	PCT	OFF	DEF	TOT	AVG	PF	FO	A	AVG	TO	BLK	STL	PTS	AVG
2001-02	27	0	229	8.5	37	76	.487	11	36	.306	23	35	.657	11	30	41	1.5	21	1	12	0.4	15	1	9	108	4.0





SAM BURGESS
 6-3 • 190 • sophomore • guard
 Alpine, Utah

BURGESS LATELY: Has come off the bench in the last 10 games for mostly limited action after not playing the prior two outings ... Had 1 assist in 4 minutes at CSU ... Played 18 minutes vs. MSU-Billings, adding 6 points and a career-high 4 assists ... Saw 12 minutes on the floor vs. Southern Utah, scoring 5 points ... Scored 5 points in 9 minutes vs. Utah State ... Played 4 minutes vs. Washington State at the Delta Center ... Scored 5 points in 12 minutes in his only start vs. California ... Scored 8 points with 3 rebounds, 3 blocks and 2 steals in season-high 26 minutes vs. Chaminade in BYU's win.

NOTING BURGESS: Burgess is a 6-foot-3, 190-pound shooting guard who averaged 17.2 points per game during his one year at Snow College (Utah) prior to committing to BYU ... After playing at Snow, he left to serve a two-year mission for the Church of Jesus Christ of Latter-day Saints in Spokane, Wash., returning in May 2004 ... He is an excellent shooter and solid defender ... As a freshman prior to his mission and led the Scenic West Athletic Conference in three-point accuracy in 2001-02, making 49 percent (95-192) of his long range attempts while shooting 53 percent overall from the floor ... He shot 79 percent from the free throw line ... Burgess prepped at Lone Peak High School in Highland, Utah, where he was a first-team all-state athlete in three football, basketball and baseball.

PERSONAL: Born in November 1982, Burgess is a native of Alpine, Utah ... Parents are Andrew and Wealtha Burgess ... He is one of six children ... Two of his current teammates on BYU's team are his first cousins - brothers Joshua and David Burgess ... He served a two-year mission for the Church of Jesus Christ of Latter-day Saints in Spokane, Wash.

Sam Burgess – 2004-05 Game-by-Game

Opponent	Date	GS	Min	TOTAL			3PTS			REBOUNDS			PF	FO	A	TO	Blk	Stl	Pts	Avg					
				FG	FGA	Pct	3FG	FGA	Pct	FT	FTA	Pct									Off	Def	Tot		
vs North Carolina	11-22-04		15	2	7	.286	0	2	.000	0	0	.000	0	1	1	1.0	4	0	0	2	0	0	4	4.0	
vs Stanford	11-23-04		8	0	3	.000	0	2	.000	0	0	.000	0	1	1	1.0	1	0	1	0	0	0	0	2.0	
vs Chaminade	11-24-04		26	3	11	.273	2	6	.333	0	0	.000	1	2	3	1.7	3	0	0	2	3	2	8	4.0	
CALIFORNIA	11-27-04	*	12	1	5	.200	1	4	.250	3	3	1.000	1	0	1	1.5	3	0	0	1	0	1	6	4.5	
at Utah State	12/01/04		9	1	2	.500	0	0	.000	0	0	.000	0	1	1	1.4	0	0	0	1	0	0	2	4.0	
at USC	12/04/04		DNP - coaches decision																						
BOISE STATE UNIVERSITY	12/08/04		DNP - coaches decision																						
vs Washington State University	12/11/04		4	0	0	.000	0	0	.000	0	0	.000	0	0	0	1.2	1	0	0	1	0	0	0	3.3	
UTAH STATE	12/18/04		9	2	5	.400	1	1	1.000	0	0	.000	0	0	0	1.0	2	0	0	0	0	1	5	3.6	
NORTH CAROLINA STATE	12/21/04		0	0	1	.000	0	1	.000	0	0	.000	0	1	1	1.0	0	0	0	0	0	0	0	3.1	
at Weber State	12-23-04		1	0	0	.000	0	0	.000	0	0	.000	0	0	0	0.9	0	0	0	0	0	0	0	2.8	
SOUTHERN UTAH UNIVERSITY	12/28/04		12	1	4	.250	1	3	.333	2	2	1.000	1	0	1	0.9	4	0	0	1	0	0	5	3.0	
SANTA CLARA	12/31/04		2	0	0	.000	0	0	.000	0	0	.000	0	0	0	0.8	1	0	0	0	0	0	0	2.7	
at Saint Mary's (CA)	01/04/05		6	0	2	.000	0	0	.000	0	0	.000	0	0	0	0.8	0	0	1	1	0	0	0	2.5	
SAN DIEGO STATE	01/08/05		2	0	1	.000	0	1	.000	0	0	.000	0	1	1	0.8	1	0	0	1	0	0	0	2.3	
MONTANA STATE-BILLINGS	01/11/05		18	1	4	.250	1	1	1.000	3	4	.750	1	2	3	0.9	4	0	4	2	0	3	6	2.6	
at Colorado State	1-15-05		4	0	0	.000	0	0	.000	0	0	.000	0	0	0	0.9	1	0	1	0	0	0	0	2.4	
Totals			1	128	11	45	.244	6	21	.286	8	9	.889	4	9	13	0.9	25	0	7	12	3	7	36	2.4

CAREER HIGHS:

POINTS: 8 vs. Chaminade (2005)
 FG MADE: 3 vs. Chaminade (2005)
 FG ATT: 11 vs. Chaminade (2005)
 FG%: .500 (1-2) at Utah State (2005)
 3FG MADE: 2 vs. Chaminade (2005)
 3FG ATT: 6 vs. Chaminade (2005)
 3FG%: 1.000 (1-1) vs. MSU-Billings (2005)
 FT MADE: 3 vs. MSU-Billings, vs. California (2005)
 FT ATT: 4 vs. MSU-Billings (2005)
 FT%: 1.000 (3-3) vs. Cal (2005)
 REB: 3 vs. MSU-Billings, vs. Chaminade (2005)
 ASSISTS: 4 vs. MSU-Billings (2005)
 STEALS: 3 vs. MSU-Billings (2005)
 BLOCKS: 3 vs. Chaminade (2005)
 MINUTES: 26 vs. Chaminade (2005)



JOSHUA BURGESS

6-8 • 230 • junior • forward
Irvine, Calif.

BURGESS LATELY: Played in his second game of the season vs. MSU-Billings, knocking down a three-pointer for his first bucket of the year ... Saw his prior regular-season action of the year vs. Southern Utah with one rebound and one assist in three minutes played ... Played in both exhibition games, logging an average of 4.0 minutes per game.

NOTING BURGESS: Burgess joined the team in fall 2003 as a sophomore after playing at Irvine Valley College in 2003 ... He practiced with the team while sitting out due to transfer rules He is an aggressive rebounder with a good shooting touch with three-point range.

PERSONAL: Burgess was born March 1981 in Sandy, Utah ... parents are Kenneth and Sandi Burgess ... has three brothers and one sister ... brother Chris played at Duke and Utah before playing professionally overseas ... brother David is a freshman teammate at BYU this season and first cousin Sam Burgess is a sophomore who has joined the team after returning from a two-year mission ... sister Angela played on BYU's women's basketball team from 1998-99 ... served a two-year mission for the Church of Jesus Christ of Latter-day Saints in San Pablo, Philippines from August 2000 to July 2002 ... fitness and wellness management major.

Joshua Burgess – 2004-05 Game-by-Game

Opponent	Date	GS	Min	TOTAL			3-PTS			REBOUNDS														
				FG	FGA	Pct	3FG	FGA	Pct	FT	FTA	Pct	Off	Def	Tot	Avg	PF	FO	A	TO	Blk	Stl	Pts	Avg
vs North Carolina	11-22-04			DNP - coaches decision																				
vs Stanford	11-23-04			DNP - coaches decision																				
vs Chaminade	11-24-04			DNP - coaches decision																				
CALIFORNIA	11/27/04			DNP - coaches decision																				
at Utah State	12/01/04			DNP - coaches decision																				
at USC	12/04/04			DNP - coaches decision																				
BOISE STATE UNIVERSITY	12/08/04			DNP - coaches decision																				
vs Washington State University	12/11/04			DNP - coaches decision																				
UTAH STATE	12/18/04			DNP - coaches decision																				
NORTH CAROLINA STATE	12/21/04			DNP - coaches decision																				
at Weber State	12/23/04			DNP - coaches decision																				
SOUTHERN UTAH UNIVERSITY	12/28/04	3	0	1	.000	0	0	.000	0	0	.000	0	1	1	1.0	0	0	1	0	0	0	0	0.0	
SANTA CLARA	12/31/04			DNP - coaches decision																				
at Saint Mary's (CA)	01/04/05			DNP - coaches decision																				
SAN DIEGO STATE	01/08/05			DNP - coaches decision																				
MONTANA STATE-BILLINGS	01/11/05	6	1	1	1.000	1	1	1.000	0	0	.000	0	0	0	0.5	0	0	0	0	0	0	3	1.5	
at Colorado State	1-15-05			DNP - coaches decision																				
Totals		0	9	1	2	.500	1	1	1.000	0	0	.000	0	1	1	0.5	0	0	1	0	0	0	3	1.5

Games played: 2
Points/game: 1.5
FG Pct: 50.0
3FG Pct: 100.0

Rebounds/game: 0.5
Assists/game: 0.5
Assist/turnover ratio: 99.9

CAREER HIGHS:

POINTS: - 3 vs. MSU-Billings (2005)
FG MADE: - 1 vs. MSU-Billings (2005)
FG ATT: 1 vs. MSU-Billings (2005), vs. Southern Utah (2005)
FG%: 1.000 (1-1) vs. MSU-Billings (2005)
3FG MADE: - 1 vs. MSU-Billings (2005)
3FG ATT: - 1 vs. MSU-Billings (2005)
3FG%: - 1.000 (1-1) vs. MSU-Billings (2005)

FT MADE: -
FT ATT: -
FT%: -
REB: 1 vs. Southern Utah (2005)
ASSISTS: 1 vs. Southern Utah (2005)

STEALS: -
BLOCKS: -
MINUTES: 3 vs. Southern Utah (2005)





BROCK REICHNER

6-4 • 205 • junior • guard
Provo, Utah

REICHNER LATELY: Has played in four regular-season games, playing six minutes vs. MSU-Billings, two minutes at Saint Mary's, four minutes vs. Southern Utah and seeing late action vs. Chaminade ... Scored 4 points on 2-3 shooting and pulled down two rebounds, both career-highs, against MSUB ... He had 3 points, 1 rebound and 1 assist vs. SUU ... Played in one of two exhibitions, scoring 3 points vs. Calgary.

NOTING REICHNER: Reichner unites with the Cougars this fall as a junior after being one of Salt Lake Community College's major contributors in 2004 ... The 6-foot-4 Reichner adds to BYU's backcourt a solid shooter and talented defender and rebounder ... Reichner played at the College of Eastern Utah and served a two-year mission for the Church of Jesus Christ of

Latter-day Saints before transferred to SLCC for his sophomore year where Reichner earned honorable mention honors, leading the SWAC in free throw shooting at 89 percent ... He averaged 10.5 points, 4.5 rebounds and 2.1 assists and earned Academic All-American honors.

PERSONAL: Reichner was born July 1981 in Rexburg, Idaho ... parents are Mark and Irene Reichner ... married to Chanell Rose, who was a member of the BYU women's basketball team (2000-2003) and is the daughter of BYU associate head coach Dave Rose ... youngest of three brothers and two sisters ... brother David played at Utah and is now an assistant coach at San Jose State ... served a two year mission for the Church of Jesus Christ of Latter-day Saints in Portugal Lisbon South mission from October 2000 to December 2002 ... international relations major.

Brock Reichner – 2004-05 Game-by-Game

Opponent	Date	GS	Min	TOTAL			3-PTS			REBOUNDS					PF	FO	A	TO	Blk	Stl	Pts	Avg		
				FG	FGA	Pct	3FG	FGA	Pct	FT	FTA	Pct	Off	Def									Tot	Avg
vs North Carolina	11-22-04																							
vs Stanford	11-23-04																							
vs Chaminade	11-24-04		1	0	0	.000	0	0	.000	0	0	.000	0	0	0	0.0	0	0	0	1	0	0	0.0	
CALIFORNIA	11/27/04																							
at Utah State	12/01/04																							
at USC	12/04/04																							
BOISE STATE UNIVERSITY	12/08/04																							
vs Washington State University	12/11/04																							
UTAH STATE	12/18/04																							
NORTH CAROLINA STATE	12/21/04																							
at Weber State	12/23/04																							
SOUTHERN UTAH UNIVERSITY	12/28/04		4	1	2	.500	1	2	.500	0	2	.000	1	0	1	0.5	0	0	1	0	0	0	3	1.5
SANTA CLARA	12/31/04																							
at Saint Mary's (CA)	01/04/05		2	0	0	.000	0	0	.000	0	0	.000	0	0	0	0.3	0	0	0	0	0	0	1.0	
SAN DIEGO STATE	01/08/05																							
MONTANA STATE-BILLINGS	01/11/05		6	2	3	.667	0	0	.000	0	0	.000	0	2	2	0.8	2	0	0	0	0	4	1.8	
at Colorado State	1-15-05																							
Totals			0	13	3	.600	1	2	.500	0	2	.000	1	2	3	0.8	2	0	1	1	0	0	7	1.8

Games played: 4
Points/game: 1.8
FG Pct: 60.0
3FG Pct: 50.0
FT Pct: 0.0

Rebounds/game: 0.8
Assists/game: 0.3
Turnovers/game: 0.3
Assist/turnover ratio: 1.0

CAREER HIGHS:

POINTS: 4 vs. MSU-Billings (2005)
FG MADE: 2 vs. MSU-Billings (2005)
FG ATT: 3 vs. MSU-Billings (2005)
FG %: .667 (2-3) vs. MSU-Billings (2005)
3FG MADE: 1 vs. Southern Utah (2005)
3FG ATT: 2 vs. Southern Utah (2005)
3FG %: .500 (1-2) vs. SUU (2005)
FT MADE: -
FT ATT: 2 vs. Southern Utah (2005)
FT %: .000 (0-2) vs. SUU (2005)
REB: 2 vs. MSU-Billings (2005)
ASSISTS: 1 vs. Southern Utah (2005)

STEALS: -
BLOCKS: -
MINUTES: 6 vs. MSU-Billings (2005)

<p>5 PLAYERS SCORE IN DOUBLE FIGURES 12/28/04 vs. Southern Utah Ainge (14), Rose (14), Hall (12), Balderson (11), Dawes (10)</p> <p>6 PLAYERS SCORE IN DOUBLE FIGURES 1/11/05 vs. MSU-Billings 110-70 W, Jensen 16, Hall 14, Rose 14, Ainge 10, Nashif 10, Young 10</p> <p>A PLAYER RECORD A DOUBLE-DOUBLE 3/18/04 vs. Syracuse at NCAA Tournament (Denver) Rafael Araujo, 24 points, 12 rebounds</p> <p>TWO PLAYERS RECORD A DOUBLE-DOUBLE 1/23/99 vs. CS Northridge Mark Bigelow 23 points, 11 rebounds Nathan Cooper 15 points, 10 rebounds</p> <p>TWO DOUBLE-DIGIT REBOUNDERS 12/30/03 at Santa Clara (Cable Car Classic) Rafael Araujo-12, Jake Shoff-12</p> <p>SIX PLAYERS HAD 5 OR MORE REBOUNDS 1/8/05 vs. San Diego State, Jensen-7, Hall-6, Rose-6 Meads-6, Ainge-6, Miles-5</p> <p>FIVE PLAYERS HAD 6 OR MORE REBOUNDS 1/8/05 vs. San Diego State, Jensen-7, Hall-6, Rose-6 Meads-6, Ainge-6</p> <p>TWO PLAYERS FOULED OUT 2/23/04 vs. Air Force Hall, Shoff</p> <p>THREE OR MORE PLAYERS FOULED OUT 12/30/03 at Santa Clara (Cable Car Classic) Araujo, Jensen, Shoff</p> <p>A PLAYER EJECTED FROM THE GAME 11/23/02 vs. Kansas State Travis Hansen (2 technical fouls)</p> <p>A BYU PLAYER RECEIVED A TECHNICAL FOUL 1/4/05 at Saint Mary's (hang on rim) - Chris Miles</p> <p>A BYU COACH RECEIVED A TECHNICAL FOUL 3/3/03 at UNM - Steve Cleveland</p> <p>AN OPPONENT COACH RECEIVED A TECHNICAL FOUL 12/13/03 vs USC - USC coach Henry Bibby</p> <p>AN OPPONENT PLAYER RECEIVED A TECHNICAL FOUL 1/11/05 vs. MSU-Billings - Justin Hassell</p> <p>AT LEAST TWO PLAYERS SCORED 20+ POINTS 12/31/04 vs. Santa Clara Mike Rose-26, Jared Jensen-23</p> <p>THREE PLAYERS SCORED 20+ POINTS 1/16/03 vs. UNLV Rafael Araujo-22 Mark Bigelow-21; Travis Hansen-20</p> <p>FOUR PLAYERS SCORED 20+ POINTS 1/13/79 vs. UNM D. Ainge-27; Scott Runia-25; Devin Durrant-20; Alan Taylor-20.</p> <p>TWO PLAYERS SCORED 25+ POINTS 3/1/01 at New Mexico Terrell Lyday-26; Mekeli Wesley-25</p> <p>A PLAYER SCORED 30+ POINTS 12/06/03 vs. Oklahoma State (at Delta Center) Rafael Araujo-32</p> <p>PLAYER ATTEMPTED 20 OR MORE FIELD GOALS 3/20/03 21, Travis Hansen vs. Connecticut (8-21)</p> <p>A PLAYER WITH 5 STEALS 2/9/04 vs. SDSU - Mike Hall</p> <p>A PLAYER HAD DOUBLE-DIGIT ASSISTS 12/4/04 at USC Terry Nashif - 10</p> <p>A PLAYER MADE DOUBLE-DIGIT FREE THROWS 2/7/04 vs. UNLV Mike Hall - 10-of-10</p> <p>A PLAYER 100% AT FT LINE (MIN. 8 ATTS) 1/8/05 vs. SDSU - Mike Hall (8-8)</p> <p>A PLAYER 100% FROM FLOOR (MIN. 5 ATTS) 1/02/03 vs. Pepperdine Jake Shoff (6-6)</p> <p>A PLAYER 100% ON TREYS (MIN. 3 ATTS) 3/18/04 vs. Syracuse at NCAA - Mike Hall (3-3)</p> <p>DID NOT MAKE A TREY (257 STRAIGHT GAMES WITH 3) 11/22/96 vs. CS Fullerton (0-9)</p> <p>LAST TIME OPPONENT DID NOT MAKE A TREY 12/14/02 Utah State (0-5)</p>	<p>BYU HAD SIX OR FEWER TURNOVERS 3/10/00 vs. Utah, 6</p> <p>BYU COMMITTED 25-PLUS TURNOVERS 1/4/05 at Saint Mary's, 72-51 L (25)</p> <p>BYU COMMITTED 11 OR LESS TEAM FOULS IN A GAME 12/7/00 vs. Florida International, 11</p> <p>BYU SCORED 90 POINTS 12/8/04 vs. Boise State 90-77 W</p> <p>BYU SCORED 100 POINTS 1/11/05 vs. MSU-Billings 110-70 W</p> <p>BYU SCORED 110 POINTS 1/11/05 vs. MSU-Billings 110-70 W</p> <p>BYU SCORED LESS THAN 50 POINTS IN A GAME 12/11/04 vs. Washington State 46-49 L</p> <p>HELD OPPONENT TO LESS THAN 50 POINTS IN A GAME 12/11/04 vs. Washington State 46-49 L</p> <p>BYU SCORED LESS THAN 40 POINTS IN A GAME 2/3/97 @ New Mexico 32-74 L</p> <p>HELD OPPONENT TO LESS THAN 40 POINTS IN A GAME 2/3/03 vs. Air Force 65-33 W</p> <p>SHOT 60% FG 12/23/04 @ Weber State, (.604) won, 79-61</p> <p>OPPONENT SHOT 60% FG 1/24/04 @ Air Force 72.5 percent</p> <p>SHOT 70% FG IN A HALF 12/31/04 vs. Santa Clara, (.727) 16-22</p> <p>DID NOT MISS A 2-POINT ATTEMPT IN A HALF 2/23/04 vs. Air Force, 13-13 inside the arc, (14-17, .824 overall)</p> <p>SHOT 100% FT 1/4/05 @ Saint Mary's 3-for-3</p> <p>SHOT 90% FT 12/31/04 vs. Santa Clara 91.7 percent 33-for-36</p> <p>SHOT LESS THAN 50% FT 12/23/03 @ Utah State 43.8 percent (7-16)</p> <p>SHOT 60% THREE-POINTERS 1/11/05 vs. MSU-Billings, 62.5 percent 10-for-16</p> <p>SHOT 70% THREE-POINTERS 1/16/93 @ Air Force 73.3 percent 11-for-15</p> <p>OPPONENT SCORED LESS THAN 20 POINTS IN FIRST HALF 1/8/05 SDSU, 19 (BYU led 28-19)</p> <p>SCORED LESS THAN 20 POINTS IN THE FIRST HALF 11/22/04 vs. North Carolina, 18 (trailed 18-48) 12/21/04 vs. NC State, 18 (trailed 18-40)</p> <p>SCORED LESS THAN 20 POINTS IN THE SECOND HALF 1/15/00 vs. Utah, 19</p> <p>SCORED OVER 50 POINTS IN FIRST HALF 1/11/05 vs. MSU-Billings, 57</p> <p>SCORED OVER 50 POINTS IN SECOND HALF 1/11/05 vs. MSU-Billings, 53</p> <p>SCORED OVER 60 POINTS IN FIRST HALF 2/25/93 vs. Sacramento St. 62</p> <p>SCORED OVER 60 POINTS IN SECOND HALF 12/28/95 vs. Morgan St. 61</p> <p>ALLOWED OVER 50 POINTS IN A HALF 12/23/03 at Utah State - 51 (first half)</p> <p>WON BY 50 POINTS 2/25/93 vs. Sacramento State (50) 128-78 W</p> <p>WON BY 40 POINTS 1/11/05 vs. MSU-Billings (40) 110-70 W</p> <p>WON BY 30 POINTS 12/10/03 vs. Western Oregon (36) 92-56 W</p> <p>WON BY 25 POINTS 12/28/04 vs. SUU (25) 77-52 W</p> <p>LOST BY 35-plus POINTS 11/22/04 vs. North Carolina (36) 86-50 L</p> <p>LOST BY 25 POINTS 1/7/04 @ NC State (27) 89-62 L</p>	<p>PLAYED OVERTIME GAME 2/9/04 vs. SDSU 83-69 W</p> <p>WON GAME IN SINGLE OVERTIME 2/9/04 vs. SDSU 83-69 W</p> <p>LOST IN OVERTIME 3/14/03 vs. CSU at MWC 80-86 L</p> <p>PLAYED A DOUBLE OT GAME 3/5/88 vs. Utep 80-83 L 2OT</p> <p>PLAYED A TRIPLE OT GAME 2/28/98 @ Utep 76-75 W 3OT</p> <p>WON 15 STRAIGHT GAMES 1987-88 (17)</p> <p>WON 10 STRAIGHT GAMES 1992-93 (13)</p> <p>WON 9 STRAIGHT GAMES 2003-04</p> <p>WON 6 STRAIGHT GAMES 2003-04 (twice)</p> <p>LOST 3 STRAIGHT GAMES 2004-05 (twice) vs. California, @ Utah State, @ USC vs. Wash St., Utah State, NC State</p> <p>LOST 4 STRAIGHT GAMES 1998-99 Fresno St., @ UTEP, @ UNM, Utah</p> <p>LOST 5 STRAIGHT 1997-98 (9)</p> <p>LOST 10 STRAIGHT GAMES 1996-97 (21) - school record</p> <p>WENT TO AN NCAA GAME 3/18/04 vs. Syracuse 75-80 L</p> <p>WON AN NCAA GAME 3/18/93 vs. SMU 80-71 W Then lost to Kansas 76-90 in second round</p> <p>WON TWO NCAA GAMES 1980-81 Princeton 60-51, UCLA 78-55, Notre Dame 51-50 Then lost to Virginia 60-74 L</p> <p>WON THREE NCAA GAMES Same as above</p> <p>WON FOUR NCAA GAMES Never</p> <p>PLAYED IN THE NIT 2001-2002 Season</p> <p>WON AN NIT GAME 3/14/02 vs. UC Irvine 78-55 W</p> <p>WON TWO NIT GAMES 1999-00 Bowling Green 81-54, So. Illinois 82-57 Then lost to Notre Dame in quarterfinals</p> <p>WON THREE NIT GAMES 1965-66 NIT CHAMPIONS 1950-51 NIT CHAMPIONS</p> <p>WON CONFERENCE TOURNEY 2000-01</p> <p>WON CONFERENCE REGULAR SEASON 2002-03 Tied with Utah</p> <p>WON CONFERENCE REGULAR SEASON OUTRIGHT 1987-88</p> <p>APPEARED ON ESPN 3/1/04 vs. Utah, 70-57 W</p> <p>APPEARED ON ESPN 2 11/22/04 vs. North Carolina, 86-50 L</p> <p>APPEARED ON ESPN+PLUS 1/15/05 @ Colorado State, 74-67 L</p> <p>APPEARED ON CBS 3/15/03 vs. Syracuse 75-80 L</p> <p>APPEARED ON ABC 3/6/04 at UNLV, 89-88 W</p> <p>WAS RANKED IN THE TOP-25 AP POLL 1992-93 Season Ranked 21st</p> <p>FINISHED SEASON RANKED IN THE TOP-25 POLL 1987-88 Season 19th (AP), 17th (UPI)</p>
--	--	--

2004-05 Individual Game Box Scores

2004-05 BYU Men's Basketball

BYU vs. Boise State - Game #7

12/08/04 7:05 p.m. at Provo, UT
VISITORS: Boise State University 4-3, 0-0 WAC
Player stats table with columns for Player, fg, fga, 3pt, rebounds, etc.

HOME TEAM: Brigham Young 2-5, 0-0 MWC
Player stats table with columns for Player, fg, fga, 3pt, rebounds, etc.

Player stats for Boise State vs. Brigham Young, including totals and percentages.

Officials: Scott Thornley, Mark Whitehead, Eddie Jackson
Technical fouls: Boise State University-None, Brigham Young-None.

Points in the paint-BOISE 18, BY 27. Points off turnovers-BOISE 15, BY 19.
2nd chance points-BOISE 16, BY 17. Fast break points-BOISE 4, BY 12.

BYU vs. Washington St. (Delta Center) - Game #8

12/11/04 4:00 PM at Delta Center, Salt Lake City, UT
VISITORS: Washington State University 4-3, 0-0 Pac-10
Player stats table with columns for Player, fg, fga, 3pt, rebounds, etc.

TOTAL FG% 1st Half: 7.22 31.8% 2nd Half: 7.22 33.3% Game: 32.7% DEADBALL
3-Pt. FG% 1st Half: 3.7 42.9% 2nd Half: 2.11 58.3% Game: 52.6% REBOUNDS
F Throw % 1st Half: 1-3 33.3% 2nd Half: 6-8 75.0% Game: 63.6% 2

HOME TEAM: Brigham Young 2-6, 0-0 MWC
Player stats table with columns for Player, fg, fga, 3pt, rebounds, etc.

TOTAL FG% 1st Half: 10.26 38.5% 2nd Half: 7.22 31.8% Game: 35.4% DEADBALL
3-Pt. FG% 1st Half: 4-14 28.6% 2nd Half: 2-11 18.2% Game: 24.0% REBOUNDS
F Throw % 1st Half: 1-2 50.0% 2nd Half: 5-7 71.4% Game: 66.7% 2

Officials: Jim Danner, Tim Gabutero, Bill Gracey
Technical fouls: Washington State University-None, Brigham Young-None.

Points in the paint-WASHST 6, BY 18. Points off turnovers-WASHST 4, BY 13.
2nd chance points-WASHST 6, BY 1. Fast break points-WASHST 0, BY 6.

BYU vs. Utah State - Game #9

12/18/04 7:05 at Marriott Center, Provo, Utah
VISITORS: Utah State 7-2
Player stats table with columns for Player, fg, fga, 3pt, rebounds, etc.

HOME TEAM: Brigham Young 2-7
Player stats table with columns for Player, fg, fga, 3pt, rebounds, etc.

Player stats for Utah State vs. Brigham Young, including totals and percentages.

Officials: Ronnie Hernandez, Shawn Lehig, Michael Irving
Technical fouls: Utah State-None, Brigham Young-None.

Points in the paint-UTAHST 38, BY 22. Points off turnovers-UTAHST 15, BY 9.
2nd chance points-UTAHST 20, BY 11. Fast break points-UTAHST 8, BY 4.

BYU vs. North Carolina State - Game #10

12/21/04 7:06 pm at Provo, UT
VISITORS: North Carolina State 9-1
Player stats table with columns for Player, fg, fga, 3pt, rebounds, etc.

TOTAL FG% 1st Half: 17.33 51.5% 2nd Half: 11.27 40.7% Game: 46.7% DEADBALL
3-Pt. FG% 1st Half: 3-5 60.0% 2nd Half: 2-13 15.4% Game: 17.9% REBOUNDS
F Throw % 1st Half: 3-5 60.0% 2nd Half: 8-11 72.7% Game: 68.8% 2

HOME TEAM: Brigham Young 2-8
Player stats table with columns for Player, fg, fga, 3pt, rebounds, etc.

TOTAL FG% 1st Half: 5.24 20.8% 2nd Half: 16.31 51.6% Game: 38.2% DEADBALL
3-Pt. FG% 1st Half: 2-8 25.0% 2nd Half: 3-8 37.5% Game: 31.3% REBOUNDS
F Throw % 1st Half: 6-6 100% 2nd Half: 8-9 88.9% Game: 93.3% 3

Officials: David Hall, Scott Thornley, Randy McCall
Technical fouls: North Carolina State-None, Brigham Young-None.

Points in the paint-NCSU 24, BY 18. Points off turnovers-NCSU 16, BY 7.
2nd chance points-NCSU 11, BY 5. Fast break points-NCSU 6, BY 10.

BYU @ Weber State - Game #11

12/23/04 7:05pm at Dee Events Center - Ogden, Utah
VISITORS: Brigham Young University 3-8
Player stats table with columns for Player, fg, fga, 3pt, rebounds, etc.

HOME TEAM: Weber State 4-6
Player stats table with columns for Player, fg, fga, 3pt, rebounds, etc.

Player stats for Weber State vs. Brigham Young, including totals and percentages.

Officials: Brian Shelley, Eric Curry, Chris Restatler
Technical fouls: Brigham Young University-None, Weber State-None.

Points in the paint-BY 42, WEBERST 28. Points off turnovers-BY 21, WEBERST 4.
2nd chance points-BY 10, WEBERST 10. Fast break points-BY 6, WEBERST 0.

BYU vs. Southern Utah - Game #12

12/28/04 7:05 at Marriott Center, Provo, Utah
VISITORS: Southern Utah University 6-4
Player stats table with columns for Player, fg, fga, 3pt, rebounds, etc.

TOTAL FG% 1st Half: 8.24 33.3% 2nd Half: 9.23 39.1% Game: 36.2% DEADBALL
3-Pt. FG% 1st Half: 3-8 37.5% 2nd Half: 3-7 42.9% Game: 40.0% REBOUNDS
F Throw % 1st Half: 5-6 83.3% 2nd Half: 7-11 63.6% Game: 70.6% 5

HOME TEAM: Brigham Young 4-8
Player stats table with columns for Player, fg, fga, 3pt, rebounds, etc.

TOTAL FG% 1st Half: 12.31 38.7% 2nd Half: 15.23 65.2% Game: 50.0% DEADBALL
3-Pt. FG% 1st Half: 3-8 37.5% 2nd Half: 9-12 75.0% Game: 57.1% REBOUNDS
F Throw % 1st Half: 3-4 75.0% 2nd Half: 8-15 53.3% Game: 57.9% 3

Officials: Bill Gracey, Stanley Reynolds, Lornie Dixon
Technical fouls: Southern Utah University-None, Brigham Young-None.

Points in the paint-SUU 16, BY 24. Points off turnovers-SUU 9, BY 20.
2nd chance points-SUU 7, BY 13. Fast break points-SUU 4, BY 6.



BYU vs. Santa Clara – Game #13

12/31/04 1:05 PM at Provo, UT
VISITORS: Santa Clara 7-8
Player totfg 3pt rebounds...
#5 ANGLE, Brody
#15 DENISON, Sean
#30 PERKINS, Dorton
#40 ROHDE, Ethan
#41 NIELSEN, Travis
#11 BAILEY, Kyle
#12 DOUGHERTY, Scott
#14 NEUBURGER, Graham
#21 HENKE, Mitch
#31 BURCHART, Scott
#34 PARHAM, Tristan
#43 LEGGE, Jordan
TEAM
Totals.....
TOTAL FG% 1st Half: 10:30 33.3%
3-Pt. FG% 1st Half: 4:10 40.0%
F Throw % 1st Half: 4:7 57.1%

HOME TEAM: Brigham Young 5-8
Player totfg 3pt rebounds...
#03 YOUNG, Keena
#52 JENSEN, Jared
#43 DAVES, Derek
#01 HALL, Mike
#13 AINGE, Austin
#02 ROSE, Mike
#10 NASHIF, Terry
#20 BURRESS, Sam
#23 BALDERSON, Jimmy
#54 MILES, Chris
TEAM
Totals.....
TOTAL FG% 1st Half: 8:24 33.3%
3-Pt. FG% 1st Half: 2:9 22.2%
F Throw % 1st Half: 10:13 76.9%

Officials: Jim Danner, Shawn Lehig, Larry Spaulding
Technical fouls: Santa Clara-None, Brigham Young-None.
Attendance: 9534
Score by Periods 1st 2nd Total
Santa Clara 28 46 74
Brigham Young 28 59 87
Points in the paint-STCL 26,BY 28. Points off turnovers-STCL 18,BY 18.
2nd chance points-STCL 19,BY 6. Fast break points-STCL 2,BY 8.
Bench points-STCL 21,BY 38. Score tied 6 times. Lead changes-10 times.

BYU @ Saint Mary's – Game #14

01/04/05 7:36 PM at Moraga, CA (McKean Pavilion)
VISITORS: Brigham Young 5-9
Player totfg 3pt rebounds...
#01 HALL, Mike
#03 YOUNG, Keena
#13 AINGE, Austin
#43 DAVES, Derek
#52 JENSEN, Jared
#02 ROSE, Mike
#10 NASHIF, Terry
#12 REICHNER, Brock
#20 BURRESS, Sam
#23 BALDERSON, Jimmy
#54 MILES, Chris
TEAM
Totals.....
TOTAL FG% 1st Half: 12:26 46.2%
3-Pt. FG% 1st Half: 3:6 50.0%
F Throw % 1st Half: 1:1 100%

Officials: Mark Reischling, Tim Gaburtero, Bruce Hicks
Technical fouls: Brigham Young-MILES, Chris; Saint Mary's (CA)-None.
Attendance: 2643
Score by Periods 1st 2nd Total
Brigham Young 28 23 51
Saint Mary's (CA) 31 41 72
Points in the paint-BY 14,SMC 36. Points off turnovers-BY 16,SMC 35.
2nd chance points-BY 4,SMC 16. Fast break points-BY 0,SMC 12.
Bench points-BY 16,SMC 14. Score tied 9 times. Lead changes-9 times.

BYU vs. San Diego State – Game #15

01/08/05 7:05 pm at Marriott Center, Provo, UT
VISITORS: San Diego State 7-7, 1-0
Player totfg 3pt rebounds...
#01 JENSEN, Trinaime
#20 SLAUGHTER, Marcus
#50 CAMARA, Mohamed
#01 HEATH, Brandon
#11 SMITH, Tyler
#00 JOHNSON, Tommy
#03 WALTON, Chris
#15 SHAPPER, John
#21 THOMAS, Matt
#33 MANKER, Chris
TEAM
Totals.....
TOTAL FG% 1st Half: 7:31 22.6%
3-Pt. FG% 1st Half: 4:6 66.7%
F Throw % 1st Half: 4:6 66.7%

HOME TEAM: Brigham Young 5-10, 0-1
Player totfg 3pt rebounds...
#01 HALL, Mike
#52 MILES, Chris
#04 ROSE, Mike
#02 ROSE, Mike
#13 AINGE, Austin
#03 YOUNG, Keena
#10 NASHIF, Terry
#20 BURRESS, Sam
#23 BALDERSON, Jimmy
#41 MEADS, Garner
#43 DAVES, Derek
TEAM
Totals.....
TOTAL FG% 1st Half: 9:33 27.3%
3-Pt. FG% 1st Half: 3:12 25.0%
F Throw % 1st Half: 4:6 66.7%

Officials: Scott Thornley, Bill Gracey, Mike Reed
Technical fouls: San Diego State-None, Brigham Young-None.
Attendance: 12633
Score by Periods 1st 2nd Total
San Diego State 19 40 59
Brigham Young 28 29 57
Points in the paint-SD 30,BY 24. Points off turnovers-SD 18,BY 11.
2nd chance points-SD 13,BY 13. Fast break points-SD 2,BY 2.
Bench points-SD 27,BY 7. Score tied 5 times. Lead changes-3 times.

BYU vs. Montana State-Billings – Game #16

01/11/05 7:07 PM at Marriott Center, Provo, Utah
VISITORS: Montana State-Billings 8-5
Player totfg 3pt rebounds...
#01 HASSELL, Justin
#04 WALKER, Lucas
#21 WILEY, Jonathan
#05 WINDY BOY, Buddy
#23 MUNOZ, Cameron
#02 HUGHES, Carlin
#10 ARNOLD, Terry
#32 JAMISON, Jay
#33 SAMUELSON, Cody
TEAM
Totals.....
TOTAL FG% 1st Half: 11:36 30.6%
3-Pt. FG% 1st Half: 5:14 35.7%
F Throw % 1st Half: 3:4 75.0%

Officials: Jim Danner, Ronnie Hernandez, Kenneth Wilson
Technical fouls: Montana State-Billings-HASSELL, Justin; Brigham Young-None.
Attendance: 9506
Score by Periods 1st 2nd Total
Montana State-Billings 30 40 70
Brigham Young 57 53 110
Points in the paint-MSUB 14,BY 50. Points off turnovers-MSUB 8,BY 23.
2nd chance points-MSUB 13,BY 15. Fast break points-MSUB 2,BY 12.
Bench points-MSUB 5,BY 49. Score tied 0 times. Lead changes-2 times.

BYU @ Colorado State – Game #17

1-15:05 1:00 p.m. at Fort Collins, Colo. (Moby Arena)
VISITORS: BYU 6-11, 0-2 MWCC
Player totfg 3pt rebounds...
#54 MILES, Chris
#52 JENSEN, Jared
#01 HALL, Mike
#02 ROSE, Mike
#13 AINGE, Austin
#03 YOUNG, Keena
#10 NASHIF, Terry
#20 BURRESS, Sam
#23 BALDERSON, Jimmy
#41 MEADS, Garner
#43 DAVES, Derek
TEAM
Totals.....
TOTAL FG% 1st Half: 7:37 18.9%
3-Pt. FG% 1st Half: 4:19 21.1%
F Throw % 1st Half: 4:5 80.0%

HOME TEAM: Colorado State 9-6, 1-1 MWCC
Player totfg 3pt rebounds...
#01 HALL, Mike
#04 WALKER, Lucas
#03 CREASON, Stuart
#52 ROSE, Mike
#04 BALL, Nick
#11 PATTERSON, Andrew
#01 MORRIS, Sean
#10 RAKEICH, Jon
#11 THOMASSON, Phillip
#32 MORRIS, Michael
#34 VERVERS, Stephen
TEAM
Totals.....
TOTAL FG% 1st Half: 11:20 55.0%
3-Pt. FG% 1st Half: 2:8 25.0%
F Throw % 1st Half: 8:10 80.0%

Officials: Bob Staffen, Shawn Lehig, Chris Rastatter
Technical fouls: BYU-None, Colorado State-None.
Attendance: 3287
Score by Periods 1st 2nd Total
BYU 22 45 67
Colorado State 32 42 74
Points in the paint-BY 24,CS 30. Points off turnovers-BY 20,CS 9.
2nd chance points-BY 10,CS 8. Fast break points-BY 6,CS 4.
Bench points-BY 6,CS 27. Score tied 2 times. Lead changes-3 times.



2004-05 BYU Season Stats
BYU Cougars Combined Team Statistics (as of Jan 15, 2005)
All games

RECORD:	OVERALL	HOME	AWAY	NEUTRAL
ALL GAMES	(6-11)	(4-4)	(1-4)	(1-3)
CONFERENCE	(0-2)	(0-1)	(0-1)	(0-0)
NON-CONFERENCE	(6-9)	(4-3)	(1-3)	(1-3)

##	Player	GP-GS	Min--Avg	---TOTAL---		---3-PTS---		FT-FTA	Pct	---REBOUNDS---				PF	FO	A	TO	Blk	Stl	Pts	Avg								
				FG-FGA	Pct	3FG-FGA	Pct			Off	Def	Tot	Avg																
01	HALL, Mike.....	17-17	557 32.8	82-196	.418	30-85	.353	36-43	.837	24	44	68	4.0	35	1	40	33	3	21	230	13.5								
13	AINGE, Austin.....	17-10	431 25.4	60-126	.476	27-64	.422	27-33	.818	4	43	47	2.8	31	0	64	58	0	24	174	10.2								
52	JENSEN, Jared.....	17-16	418 24.6	59-99	.596	0-0	.000	49-56	.875	30	44	74	4.4	45	0	10	28	3	11	167	9.8								
02	ROSE, Mike.....	17-7	367 21.6	55-128	.430	41-96	.427	14-23	.609	2	30	32	1.9	22	0	22	21	1	7	165	9.7								
03	YOUNG, Keena.....	17-9	343 20.2	41-88	.466	0-3	.000	20-30	.667	39	55	94	5.5	26	0	13	11	13	9	102	6.0								
41	MEADS, Garner.....	12-8	244 20.3	22-57	.386	0-1	.000	17-23	.739	21	45	66	5.5	34	1	8	19	5	6	61	5.1								
23	BALDERSON, Jimmy...	12-3	132 11.0	19-50	.380	9-27	.333	13-19	.684	0	9	9	0.8	11	0	10	11	0	3	60	5.0								
43	DAWES, Derek.....	16-4	271 16.9	25-58	.431	0-0	.000	25-38	.658	24	55	79	4.9	32	1	5	23	13	2	75	4.7								
54	MILES, Chris.....	16-3	196 12.3	19-52	.365	0-0	.000	9-10	.900	19	21	40	2.5	28	0	10	8	15	4	47	2.9								
20	BURGESS, Sam.....	15-1	128 8.5	11-45	.244	6-21	.286	8-9	.889	4	9	13	0.9	25	0	7	12	3	7	36	2.4								
10	NASHIF, Terry.....	17-7	235 13.8	14-50	.280	7-29	.241	3-4	.750	0	25	25	1.5	17	0	33	25	1	9	38	2.2								
05	REISMAN, Joshua....	1-0	5 5.0	1-1	1.000	0-0	.000	0-0	.000	0	0	0	0.0	2	0	0	1	0	0	2	2.0								
12	REICHNER, Brock....	4-0	13 3.3	3-5	.600	1-2	.500	0-2	.000	1	2	3	0.8	2	0	1	1	0	0	7	1.8								
04	BURGESS, Joshua....	2-0	9 4.5	1-2	.500	1-1	1.000	0-0	.000	0	1	1	0.5	0	0	1	0	0	0	3	1.5								
44	PLAISTED, Trent....	5-0	44 8.8	0-3	.000	0-0	.000	3-6	.500	2	6	8	1.6	2	0	1	2	0	0	3	0.6								
34	BURGESS, David....	2-0	7 3.5	0-1	.000	0-0	.000	0-0	.000	0	0	0	0.0	2	0	0	0	0	1	0	0.0								
TEAM.....											25	28	53	3.1	0			4											
Total.....		17	3400	412-961	.429	122-329	.371	224-296	.757	195	417	612	36.0	314	3	225	257	57	104	1170	68.8								
Opponents.....		17	3400	423-1002	.422	117-341	.343	210-315	.667	224	391	615	36.2	299	-	250	245	52	124	1173	69.0								

TEAM STATISTICS	BY	OPP	DATE	OPPONENT	W/L	SCORE	ATTEND	
SCORING.....	1170	1173	11-22-04	vs North Carolina	L	50-86	2500	
Points per game.....	68.8	69.0	11-23-04	vs Stanford	L	53-62	2500	
Scoring margin.....	-0.2	-	11-24-04	vs Chaminade	W	77-56	2500	
FIELD GOALS-ATT.....	412-961	423-1002	11/27/04	CALIFORNIA	L	64-67	9857	
Field goal pct.....	.429	.422	12/01/04	at Utah State	L	57-71	9620	
3 POINT FG-ATT.....	122-329	117-341	12/04/04	at USC	L	82-87	2163	
3-point FG pct.....	.371	.343	12/08/04	BOISE STATE UNIVERSITY	W	90-77	8619	
3-pt FG made per game..	7.2	6.9	12/11/04	vs Washington State University	L	46-49	10283	
FREE THROWS-ATT.....	224-296	210-315	12/18/04	UTAH STATE	L	62-84	11610	
Free throw pct.....	.757	.667	12/21/04	NORTH CAROLINA STATE	L	61-72	9390	
REBOUNDS.....	612	615	12-23-04	at Weber State	W	79-61	7043	
Rebounds per game.....	36.0	36.2	12/28/04	SOUTHERN UTAH UNIVERSITY	W	77-52	10239	
Rebounding margin.....	-0.2	-	12/31/04	SANTA CLARA	W	87-74	9534	
ASSISTS.....	225	250	01/04/05	at Saint Mary's (CA)	L	51-72	2643	
Assists per game.....	13.2	14.7	*01/08/05	SAN DIEGO STATE	L	57-59	12633	
TURNOVERS.....	257	245	01/11/05	MONTANA STATE-BILLINGS	W	110-70	9506	
Turnovers per game.....	15.1	14.4	*1-15-05	at Colorado State	L	67-74	3287	
Turnover margin.....	-0.7	-						
Assist/turnover ratio..	0.9	1.0						
STEALS.....	104	124						
Steals per game.....	6.1	7.3						
BLOCKS.....	57	52						
Blocks per game.....	3.4	3.1						
WINNING STREAK.....	0	-						
Home win streak.....	1	-						
ATTENDANCE.....	81388	42539						
Home games-Avg/Game...	8-10174	5-4951						
Neutral site-Avg/Game..	-	4-4446						

SCORE BY PERIODS:	1st	2nd	Total
BYU Cougars.....	517	653	- 1170
Opponents.....	538	635	- 1173

2004-05 BYU Season Stats
 BYU Cougars Overall/Conference Statistics (as of Jan 15, 2005)
 All games

SUMMARY	OVERALL STATISTICS											CONFERENCE STATISTICS								
	GP-GS	Min/G	FG%	3PT%	FT%	R/G	A/G	STL	BLK	PTS/G	GP-GS	Min/G	FG%	3PT%	FT%	R/G	A/G	STL	BLK	PTS/G
HALL, Mike.....	17-17	32.8	.418	.353	.837	4.0	2.4	21	3	13.5	2-2	33.0	.280	.214	1.000	4.5	2.5	1	0	13.5
AINGE, Austin.....	17-10	25.4	.476	.422	.818	2.8	3.8	24	0	10.2	2-2	37.0	.480	.417	.714	4.5	5.5	6	0	17.0
JENSEN, Jared.....	17-16	24.6	.596	.000	.875	4.4	0.6	11	3	9.8	2-2	31.0	.667	.000	.875	8.5	0.0	2	1	9.5
ROSE, Mike.....	17-7	21.6	.430	.427	.609	1.9	1.3	7	1	9.7	2-2	36.0	.263	.188	.000	3.5	2.0	0	0	6.5
YOUNG, Keena.....	17-9	20.2	.466	.000	.667	5.5	0.8	9	13	6.0	2-0	4.5	.500	.000	.000	2.0	0.0	0	0	1.0
MEADS, Garner.....	12-8	20.3	.386	.000	.739	5.5	0.7	6	5	5.1	2-0	15.0	.333	.000	.500	5.0	0.0	1	0	4.5
BALDERSON, Jimmy....	12-3	11.0	.380	.333	.684	0.8	0.8	3	0	5.0	2-0	5.0	.167	.000	.000	0.5	0.0	1	0	1.0
DAWES, Derek.....	16-4	16.9	.431	.000	.658	4.9	0.3	2	13	4.7	2-0	10.0	.167	.000	.000	2.5	0.0	0	0	1.0
MILES, Chris.....	16-3	12.3	.365	.000	.900	2.5	0.6	4	15	2.9	2-2	22.0	.389	.000	1.000	6.0	0.5	0	2	8.0
BURGESS, Sam.....	15-1	8.5	.244	.286	.889	0.9	0.5	7	3	2.4	2-0	3.0	.000	.000	.000	0.5	0.5	0	0	0.0
NASHIF, Terry.....	17-7	13.8	.280	.241	.750	1.5	1.9	9	1	2.2	2-0	3.5	.000	.000	.000	0.5	0.0	0	0	0.0
REISMAN, Joshua.....	1-0	5.0	1.000	.000	.000	0.0	0.0	0	0	2.0										
REICHNER, Brock.....	4-0	3.3	.600	.500	.000	0.8	0.3	0	0	1.8										
BURGESS, Joshua.....	2-0	4.5	.500	1.000	.000	0.5	0.5	0	0	1.5										
PLAISTED, Trent.....	5-0	8.8	.000	.000	.500	1.6	0.2	0	0	0.6										
BURGESS, David.....	2-0	3.5	.000	.000	.000	0.0	0.0	1	0	0.0										
Total.....	17		.429	.371	.757	36.0	13.2	104	57	68.8	2		.349	.224	.833	41.0	11.0	11	3	62.0
Opponents.....	17		.422	.343	.667	36.2	14.7	124	52	69.0	2		.439	.222	.660	36.0	16.0	14	9	66.5

SCORING	OVERALL STATISTICS								CONFERENCE STATISTICS							
	FG-FGA	FG%	3FG-FGA	3PT%	FT-FTA	FT%	PTS	PTS/G	FG-FGA	FG%	3FG-FGA	3PT%	FT-FTA	FT%	PTS	PTS/G
HALL, Mike.....	82-196	.418	30-85	.353	36-43	.837	230	13.5	7-25	.280	3-14	.214	10-10	1.000	27	13.5
AINGE, Austin.....	60-126	.476	27-64	.422	27-33	.818	174	10.2	12-25	.480	5-12	.417	5-7	.714	34	17.0
JENSEN, Jared.....	59-99	.596	0-0	.000	49-56	.875	167	9.8	6-9	.667	0-0	.000	7-8	.875	19	9.5
ROSE, Mike.....	55-128	.430	41-96	.427	14-23	.609	165	9.7	5-19	.263	3-16	.188	0-0	.000	13	6.5
YOUNG, Keena.....	41-88	.466	0-3	.000	20-30	.667	102	6.0	1-2	.500	0-0	.000	0-1	.000	2	1.0
MEADS, Garner.....	22-57	.386	0-1	.000	17-23	.739	61	5.1	4-12	.333	0-0	.000	1-2	.500	9	4.5
BALDERSON, Jimmy....	19-50	.380	9-27	.333	13-19	.684	60	5.0	1-6	.167	0-4	.000	0-0	.000	2	1.0
DAWES, Derek.....	25-58	.431	0-0	.000	25-38	.658	75	4.7	1-6	.167	0-0	.000	0-0	.000	2	1.0
MILES, Chris.....	19-52	.365	0-0	.000	9-10	.900	47	2.9	7-18	.389	0-0	.000	2-2	1.000	16	8.0
BURGESS, Sam.....	11-45	.244	6-21	.286	8-9	.889	36	2.4	0-1	.000	0-1	.000	0-0	.000	0	0.0
NASHIF, Terry.....	14-50	.280	7-29	.241	3-4	.750	38	2.2	0-3	.000	0-2	.000	0-0	.000	0	0.0
REISMAN, Joshua.....	1-1	1.000	0-0	.000	0-0	.000	2	2.0								
REICHNER, Brock.....	3-5	.600	1-2	.500	0-2	.000	7	1.8								
BURGESS, Joshua.....	1-2	.500	1-1	1.000	0-0	.000	3	1.5								
PLAISTED, Trent.....	0-3	.000	0-0	.000	3-6	.500	3	0.6								
BURGESS, David.....	0-1	.000	0-0	.000	0-0	.000	0	0.0								
Total.....	412-961	.429	122-329	.371	224-296	.757	1170	68.8	44-126	.349	11-49	.224	25-30	.833	124	62.0
Opponents.....	423-1002	.422	117-341	.343	210-315	.667	1173	69.0	47-107	.439	6-27	.222	33-50	.660	133	66.5

TOTALS	OVERALL STATISTICS											CONFERENCE STATISTICS									
	O-REB	D-REB	TOTAL	PF	FO	A	TO	A/TO	Hi	Pts	O-REB	D-REB	TOTAL	PF	FO	A	TO	A/TO	Hi	Pts	
HALL, Mike.....	24	44	68	35	1	40	33	1.2	23		3	6	9	6	1	5	4	1.3	16		
AINGE, Austin.....	4	43	47	31	0	64	58	1.1	25		3	6	9	5	0	11	7	1.6	25		
JENSEN, Jared.....	30	44	74	45	0	10	28	0.4	23		7	10	17	5	0	2	0.0		10		
ROSE, Mike.....	2	30	32	22	0	22	21	1.0	26		1	6	7	4	0	4	4	1.0	7		
YOUNG, Keena.....	39	55	94	26	0	13	11	1.2	14		1	3	4	1	0	0	0.0		2		
MEADS, Garner.....	21	45	66	34	1	8	19	0.4	10		4	6	10	4	0	2	0.0		5		
BALDERSON, Jimmy....	0	9	9	11	0	10	11	0.9	22		0	1	1	1	0	2	0.0		2		
DAWES, Derek.....	24	55	79	32	1	5	23	0.2	10		4	1	5	6	0	4	0.0		2		
MILES, Chris.....	19	21	40	28	0	10	8	1.3	12		8	4	12	6	0	1	1	1.0	8		
BURGESS, Sam.....	4	9	13	25	0	7	12	0.6	8		0	1	1	2	0	1	1	1.0	0		
NASHIF, Terry.....	0	25	25	17	0	33	25	1.3	10		0	1	1	2	0	0	0.0		0		
REISMAN, Joshua.....	0	0	0	2	0	0	1	0.0	2												
REICHNER, Brock.....	1	2	3	2	0	1	1	1.0	4												
BURGESS, Joshua.....	0	1	1	0	0	1	0	0.0	3												
PLAISTED, Trent.....	2	6	8	2	0	1	2	0.5	2												
BURGESS, David.....	0	0	0	2	0	0	0	0.0	0												
Total.....	195	417	612	314	3	225	257	0.9	110		35	47	82	42	1	22	27	0.8	67		
Opponents.....	224	391	615	299	-	250	245	1.0	87		21	51	72	33	0	32	28	1.1	74		

2004-05 BYU Season Stats
 BYU Cougars Combined Team Statistics (as of Jan 11, 2005)
 Home games

RECORD :	OVERALL	HOME	AWAY	NEUTRAL
ALL GAMES	(4-4)	(4-4)	(0-0)	(0-0)
CONFERENCE	(0-1)	(0-1)	(0-0)	(0-0)
NON-CONFERENCE	(4-3)	(4-3)	(0-0)	(0-0)

## Player	GP-GS	Min--Avg	---TOTAL---		---3-PTS---		FT-FTA	Pct	---REBOUNDS---				PF	FO	A	TO	Blk	Stl	Pts	Avg
			FG-FGA	Pct	3FG-FGA	Pct			Off	Def	Tot	Avg								
01 HALL, Mike.....	8-8	253 31.6	40-87	.460	10-32	.313	28-32	.875	14	23	37	4.6	12	0	18	16	1	8	118	14.8
02 ROSE, Mike.....	8-3	207 25.9	34-74	.459	25-54	.463	11-17	.647	1	19	20	2.5	11	0	14	7	1	4	104	13.0
52 JENSEN, Jared.....	8-7	206 25.8	30-51	.588	0-0	.000	34-37	.919	16	17	33	4.1	20	0	4	10	1	5	94	11.8
13 AINGE, Austin.....	8-6	225 28.1	27-62	.435	13-29	.448	21-27	.778	1	29	30	3.8	13	0	41	28	0	12	88	11.0
03 YOUNG, Keena.....	8-4	145 18.1	17-40	.425	0-0	.000	11-17	.647	20	25	45	5.6	13	0	6	5	6	4	45	5.6
41 MEADS, Garner.....	5-3	85 17.0	9-19	.474	0-0	.000	6-8	.750	7	15	22	4.4	14	1	4	4	1	2	24	4.8
23 BALDERSON, Jimmy...	6-2	70 11.7	10-24	.417	2-9	.222	5-8	.625	0	7	7	1.2	6	0	6	6	0	2	27	4.5
54 MILES, Chris.....	8-2	132 16.5	13-35	.371	0-0	.000	5-6	.833	9	12	21	2.6	15	0	8	6	12	2	31	3.9
43 DAWES, Derek.....	7-2	109 15.6	8-24	.333	0-0	.000	10-16	.625	9	26	35	5.0	14	1	2	10	8	1	26	3.7
12 REICHNER, Brock....	2-0	10 5.0	3-5	.600	1-2	.500	0-2	.000	1	2	3	1.5	2	0	1	0	0	0	7	3.5
20 BURGESS, Sam.....	7-1	55 7.9	5-20	.250	4-11	.364	8-9	.889	3	4	7	1.0	15	0	4	5	0	5	22	3.1
10 NASHIF, Terry.....	8-2	92 11.5	7-21	.333	4-12	.333	1-2	.500	0	14	14	1.8	4	0	12	6	0	5	19	2.4
04 BURGESS, Joshua....	2-0	9 4.5	1-2	.500	1-1	1.000	0-0	.000	0	1	1	0.5	0	0	1	0	0	0	3	1.5
34 BURGESS, David.....	1-0	2 2.0	0-0	.000	0-0	.000	0-0	.000	0	0	0	0.0	0	0	0	0	0	0	0	0.0
TEAM.....										14	11	25	3.1	0		0				

Total.....	8	1600	204-464	.440	60-150	.400	140-181	.773	95	205	300	37.5	139	2	121	103	30	50	608	76.0
Opponents.....	8	1600	205-494	.415	61-174	.351	84-132	.636	119	186	305	38.1	160	-	117	120	26	51	555	69.4

TEAM STATISTICS	BY	OPP	DATE	OPPONENT	W/L	SCORE	ATTEND
SCORING.....	608	555	11/27/04	CALIFORNIA	L	64-67	9857
Points per game.....	76.0	69.4	12/08/04	BOISE STATE UNIVERSITY	W	90-77	8619
Scoring margin.....	+6.6	-	12/18/04	UTAH STATE	L	62-84	11610
FIELD GOALS-ATT.....	204-464	205-494	12/21/04	NORTH CAROLINA STATE	L	61-72	9390
Field goal pct.....	.440	.415	12/28/04	SOUTHERN UTAH UNIVERSITY	W	77-52	10239
3 POINT FG-ATT.....	60-150	61-174	12/31/04	SANTA CLARA	W	87-74	9534
3-point FG pct.....	.400	.351	*01/08/05	SAN DIEGO STATE	L	57-59	12633
3-pt FG made per game..	7.5	7.6	01/11/05	MONTANA STATE-BILLINGS	W	110-70	9506
FREE THROWS-ATT.....	140-181	84-132					
Free throw pct.....	.773	.636					
REBOUNDS.....	300	305					
Rebounds per game.....	37.5	38.1					
Rebounding margin.....	-0.6	-					
ASSISTS.....	121	117					
Assists per game.....	15.1	14.6					
TURNOVERS.....	103	120					
Turnovers per game.....	12.9	15.0					
Turnover margin.....	+2.1	-					
Assist/turnover ratio..	1.2	1.0					
STEALS.....	50	51					
Steals per game.....	6.3	6.4					
BLOCKS.....	30	26					
Blocks per game.....	3.8	3.3					
WINNING STREAK.....	1	-					
Home win streak.....	1	-					
ATTENDANCE.....	81388	0					
Home games-Avg/Game....	8-10174	0-0					
Neutral site-Avg/Game..	-	0-0					

SCORE BY PERIODS:	1st	2nd	Total
BYU Cougars.....	258	350	- 608
Opponents.....	252	303	- 555

2004-05 BYU Season Stats
 BYU Cougars Combined Team Statistics (as of Jan 15, 2005)
 Away games

RECORD :	OVERALL	HOME	AWAY	NEUTRAL
ALL GAMES	(1-4)	(0-0)	(1-4)	(0-0)
CONFERENCE	(0-1)	(0-0)	(0-1)	(0-0)
NON-CONFERENCE	(1-3)	(0-0)	(1-3)	(0-0)

## Player	GP-GS	Min--Avg	---TOTAL---		---3-PTS---		FT-FTA	Pct	---REBOUNDS---				PF	FO	A	TO	Blk	Stl	Pts	Avg
			FG-FGA	Pct	3FG-FGA	Pct			Off	Def	Tot	Avg								
01 HALL, Mike.....	5-5	172 34.4	30-64	.469	14-31	.452	4-5	.800	4	10	14	2.8	12	1	13	8	1	5	78	15.6
13 AINGE, Austin.....	5-4	131 26.2	23-45	.511	10-24	.417	6-6	1.000	3	7	10	2.0	12	0	16	18	0	11	62	12.4
52 JENSEN, Jared.....	5-5	131 26.2	16-28	.571	0-0	.000	6-7	.857	9	22	31	6.2	15	0	5	11	2	3	38	7.6
23 BALDERSON, Jimmy...	5-0	47 9.4	9-22	.409	7-15	.467	8-11	.727	0	2	2	0.4	5	0	4	3	0	1	33	6.6
41 MEADS, Garner.....	4-2	87 21.8	9-23	.391	0-1	.000	6-10	.600	8	12	20	5.0	11	0	1	6	2	2	24	6.0
02 ROSE, Mike.....	5-1	81 16.2	9-24	.375	9-20	.450	1-2	.500	1	6	7	1.4	8	0	4	7	0	0	28	5.6
43 DAWES, Derek.....	5-2	99 19.8	10-22	.455	0-0	.000	8-11	.727	9	12	21	4.2	12	0	1	8	2	0	28	5.6
03 YOUNG, Keena.....	5-4	115 23.0	11-21	.524	0-1	.000	4-5	.800	10	16	26	5.2	10	0	7	5	5	3	26	5.2
54 MILES, Chris.....	5-1	47 9.4	5-15	.333	0-0	.000	2-2	1.000	6	6	12	2.4	11	0	1	0	2	2	12	2.4
10 NASHIF, Terry.....	5-1	63 12.6	2-13	.154	1-8	.125	0-0	.000	0	5	5	1.0	5	0	11	7	0	1	5	1.0
20 BURGESS, Sam.....	4-0	20 5.0	1-4	.250	0-0	.000	0-0	.000	0	1	1	0.3	1	0	2	2	0	0	2	0.5
12 REICHNER, Brock....	1-0	2 2.0	0-0	.000	0-0	.000	0-0	.000	0	0	0	0.0	0	0	0	0	0	0	0	0.0
44 PLAISTED, Trent....	2-0	5 2.5	0-0	.000	0-0	.000	0-0	.000	0	1	1	0.5	1	0	0	0	0	0	0	0.0
TEAM.....									6	8	14	2.8	0		4					

Total.....	5	1000	125-281	.445	41-100	.410	45-59	.763	56	108	164	32.8	103	1	65	79	14	28	336	67.2
Opponents.....	5	1000	129-282	.457	30-88	.341	77-111	.694	61	107	168	33.6	72	-	76	66	15	37	365	73.0

TEAM STATISTICS	BY	OPP	DATE	OPPONENT	W/L	SCORE	ATTEND
SCORING.....	336	365	12/01/04	at Utah State	L	57-71	9620
Points per game.....	67.2	73.0	12/04/04	at USC	L	82-87	2163
Scoring margin.....	-5.8	-	12-23-04	at Weber State	W	79-61	7043
FIELD GOALS-ATT.....	125-281	129-282	01/04/05	at Saint Mary's (CA)	L	51-72	2643
Field goal pct.....	.445	.457	*1-15-05	at Colorado State	L	67-74	3287
3 POINT FG-ATT.....	41-100	30-88					
3-point FG pct.....	.410	.341					
3-pt FG made per game..	8.2	6.0					
FREE THROWS-ATT.....	45-59	77-111					
Free throw pct.....	.763	.694					
REBOUNDS.....	164	168					
Rebounds per game.....	32.8	33.6					
Rebounding margin.....	-0.8	-					
ASSISTS.....	65	76					
Assists per game.....	13.0	15.2					
TURNOVERS.....	79	66					
Turnovers per game.....	15.8	13.2					
Turnover margin.....	-2.6	-					
Assist/turnover ratio..	0.8	1.2					
STEALS.....	28	37					
Steals per game.....	5.6	7.4					
BLOCKS.....	14	15					
Blocks per game.....	2.8	3.0					
WINNING STREAK.....	0	-					
Home win streak.....	0	-					
ATTENDANCE.....	0	24756					
Home games-Avg/Game....	0-0	5-4951					
Neutral site-Avg/Game..	-	0-0					

SCORE BY PERIODS:	1st	2nd	Total
BYU Cougars.....	158	178	- 336
Opponents.....	171	194	- 365

2004-05 BYU Season Stats
 BYU Cougars Combined Team Statistics (as of Jan 05, 2005)
 Neutral site games

RECORD :	OVERALL	HOME	AWAY	NEUTRAL
ALL GAMES	(1-3)	(0-0)	(0-0)	(1-3)
CONFERENCE	(0-0)	(0-0)	(0-0)	(0-0)
NON-CONFERENCE	(1-3)	(0-0)	(0-0)	(1-3)

## Player	GP-GS	Min--Avg	---TOTAL---			---3-PTS---		---REBOUNDS---				PF	FO	A	TO	Blk	Stl	Pts	Avg	
			FG-FGA	Pct	3FG-FGA	Pct	FT-FTA	Pct	Off	Def	Tot									Avg
52 JENSEN, Jared.....	4-4	81 20.3	13-20	.650	0-0	.000	9-12	.750	5	5	10	2.5	10	0	1	7	0	3	35	8.8
01 HALL, Mike.....	4-4	132 33.0	12-45	.267	6-22	.273	4-6	.667	6	11	17	4.3	11	0	9	9	1	8	34	8.5
02 ROSE, Mike.....	4-3	79 19.8	12-30	.400	7-22	.318	2-4	.500	0	5	5	1.3	3	0	4	7	0	3	33	8.3
03 YOUNG, Keena.....	4-1	83 20.8	13-27	.481	0-2	.000	5-8	.625	9	14	23	5.8	3	0	0	1	2	2	31	7.8
13 AINGE, Austin.....	4-0	75 18.8	10-19	.526	4-11	.364	0-0	.000	0	7	7	1.8	6	0	7	12	0	1	24	6.0
43 DAWES, Derek.....	4-0	63 15.8	7-12	.583	0-0	.000	7-11	.636	6	17	23	5.8	6	0	2	5	3	1	21	5.3
41 MEADS, Garner.....	3-3	72 24.0	4-15	.267	0-0	.000	5-5	1.000	6	18	24	8.0	9	0	3	9	2	2	13	4.3
10 NASHIF, Terry.....	4-4	80 20.0	5-16	.313	2-9	.222	2-2	1.000	0	6	6	1.5	8	0	10	12	1	3	14	3.5
20 BURGESS, Sam.....	4-0	53 13.3	5-21	.238	2-10	.200	0-0	.000	1	4	5	1.3	9	0	1	5	3	2	12	3.0
05 REISMAN, Joshua....	1-0	5 5.0	1-1	1.000	0-0	.000	0-0	.000	0	0	0	0.0	2	0	0	1	0	0	2	2.0
54 MILES, Chris.....	3-0	17 5.7	1-2	.500	0-0	.000	2-2	1.000	4	3	7	2.3	2	0	1	2	1	0	4	1.3
44 PLAISTED, Trent....	3-0	39 13.0	0-3	.000	0-0	.000	3-6	.500	2	5	7	2.3	1	0	1	2	0	0	3	1.0
12 REICHNER, Brock....	1-0	1 1.0	0-0	.000	0-0	.000	0-0	.000	0	0	0	0.0	0	0	0	1	0	0	0	0.0
23 BALDERSON, Jimmy...	1-1	15 15.0	0-4	.000	0-3	.000	0-0	.000	0	0	0	0.0	0	0	0	2	0	0	0	0.0
34 BURGESS, David.....	1-0	5 5.0	0-1	.000	0-0	.000	0-0	.000	0	0	0	0.0	2	0	0	0	0	1	0	0.0
TEAM.....										5	9	14	3.5	0		0				
Total.....	4	800	83-216	.384	21-79	.266	39-56	.696	44	104	148	37.0	72	0	39	75	13	26	226	56.5
Opponents.....	4	800	89-226	.394	26-79	.329	49-72	.681	44	98	142	35.5	67	-	57	59	11	36	253	63.2

TEAM STATISTICS	BY	OPP	DATE	OPPONENT	W/L	SCORE	ATTEND
SCORING.....	226	253	11-22-04	vs North Carolina	L	50-86	2500
Points per game.....	56.5	63.2	11-23-04	vs Stanford	L	53-62	2500
Scoring margin.....	-6.7	-	11-24-04	vs Chaminade	W	77-56	2500
FIELD GOALS-ATT.....	83-216	89-226	12/11/04	vs Washington State University	L	46-49	10283
Field goal pct.....	.384	.394					
3 POINT FG-ATT.....	21-79	26-79					
3-point FG pct.....	.266	.329					
3-pt FG made per game..	5.3	6.5					
FREE THROWS-ATT.....	39-56	49-72					
Free throw pct.....	.696	.681					
REBOUNDS.....	148	142					
Rebounds per game.....	37.0	35.5					
Rebounding margin.....	+1.5	-					
ASSISTS.....	39	57					
Assists per game.....	9.8	14.3					
TURNOVERS.....	75	59					
Turnovers per game....	18.8	14.8					
Turnover margin.....	-4.0	-					
Assist/turnover ratio..	0.5	1.0					
STEALS.....	26	36					
Steals per game.....	6.5	9.0					
BLOCKS.....	13	11					
Blocks per game.....	3.3	2.8					
WINNING STREAK.....	0	-					
Home win streak.....	0	-					
ATTENDANCE.....	0	17783					
Home games-Avg/Game...	0-0	0-0					
Neutral site-Avg/Game..	-	4-4446					

SCORE BY PERIODS:	1st	2nd	Total
BYU Cougars.....	101	125	- 226
Opponents.....	115	138	- 253

2004-05 BYU Season Stats
 BYU Cougars Combined Team Statistics (as of Jan 11, 2005)
 Games won

RECORD :	OVERALL	HOME	AWAY	NEUTRAL
ALL GAMES	(6-0)	(4-0)	(1-0)	(1-0)
CONFERENCE	(0-0)	(0-0)	(0-0)	(0-0)
NON-CONFERENCE	(6-0)	(4-0)	(1-0)	(1-0)

## Player	GP-GS	Min--Avg	---TOTAL---		---3-PTS---		FT-FTA	Pct	---REBOUNDS---				PF	FO	A	TO	Blk	Stl	Pts	Avg
			FG-FGA	Pct	3FG-FGA	Pct			Off	Def	Tot	Avg								
01 HALL, Mike.....	6-6	201 33.5	35-60	.583	11-23	.478	13-15	.867	11	16	27	4.5	9	0	20	13	1	8	94	15.7
52 JENSEN, Jared.....	6-6	148 24.7	31-48	.646	0-0	.000	24-25	.960	14	16	30	5.0	19	0	5	9	0	3	86	14.3
02 ROSE, Mike.....	6-3	126 21.0	25-43	.581	19-33	.576	9-13	.692	0	9	9	1.5	2	0	13	5	1	1	78	13.0
13 AINGE, Austin.....	6-4	164 27.3	19-42	.452	10-21	.476	10-12	.833	1	24	25	4.2	13	0	30	16	0	10	58	9.7
03 YOUNG, Keena.....	6-4	143 23.8	22-38	.579	0-0	.000	13-18	.722	13	20	33	5.5	11	0	5	4	6	5	57	9.5
41 MEADS, Garner.....	3-2	62 20.7	7-14	.500	0-1	.000	7-8	.875	4	16	20	6.7	8	0	3	4	0	0	21	7.0
43 DAWES, Derek.....	5-2	92 18.4	11-25	.440	0-0	.000	12-18	.667	3	22	25	5.0	11	1	4	7	6	2	34	6.8
23 BALDERSON, Jimmy...	5-1	54 10.8	8-17	.471	2-6	.333	5-8	.625	0	7	7	1.4	2	0	5	3	0	2	23	4.6
54 MILES, Chris.....	6-0	57 9.5	8-19	.421	0-0	.000	7-8	.875	4	4	8	1.3	10	0	8	2	6	2	23	3.8
20 BURGESS, Sam.....	5-0	59 11.8	5-19	.263	4-10	.400	5-6	.833	3	4	7	1.4	12	0	4	5	3	5	19	3.8
10 NASHIF, Terry.....	6-2	66 11.0	6-12	.500	2-4	.500	1-2	.500	0	10	10	1.7	2	0	7	4	1	5	15	2.5
12 REICHNER, Brock....	3-0	11 3.7	3-5	.600	1-2	.500	0-2	.000	1	2	3	1.0	2	0	1	1	0	0	7	2.3
05 REISMAN, Joshua....	1-0	5 5.0	1-1	1.000	0-0	.000	0-0	.000	0	0	0	0.0	2	0	0	1	0	0	2	2.0
04 BURGESS, Joshua....	2-0	9 4.5	1-2	.500	1-1	1.000	0-0	.000	0	1	1	0.5	0	0	1	0	0	0	3	1.5
44 PLAISTED, Trent....	1-0	3 3.0	0-1	.000	0-0	.000	0-0	.000	0	0	0	0.0	0	0	0	0	0	0	0	0.0
TEAM.....										5	6	11	1.8	0		1				
Total.....	6	1200	182-346	.526	50-101	.495	106-135	.785	59	157	216	36.0	103	1	106	75	24	43	520	86.7
Opponents.....	6	1200	140-361	.388	53-143	.371	57-87	.655	85	119	204	34.0	123	-	80	104	16	32	390	65.0

TEAM STATISTICS	BY	OPP	DATE	OPPONENT	W/L	SCORE	ATTEND
SCORING.....	520	390	11-24-04	vs Chaminade	W	77-56	2500
Points per game.....	86.7	65.0	12/08/04	BOISE STATE UNIVERSITY	W	90-77	8619
Scoring margin.....	+21.7	-	12-23-04	at Weber State	W	79-61	7043
FIELD GOALS-ATT.....	182-346	140-361	12/28/04	SOUTHERN UTAH UNIVERSITY	W	77-52	10239
Field goal pct.....	.526	.388	12/31/04	SANTA CLARA	W	87-74	9534
3 POINT FG-ATT.....	50-101	53-143	01/11/05	MONTANA STATE-BILLINGS	W	110-70	9506
3-point FG pct.....	.495	.371					
3-pt FG made per game..	8.3	8.8					
FREE THROWS-ATT.....	106-135	57-87					
Free throw pct.....	.785	.655					
REBOUNDS.....	216	204					
Rebounds per game.....	36.0	34.0					
Rebounding margin.....	+2.0	-					
ASSISTS.....	106	80					
Assists per game.....	17.7	13.3					
TURNOVERS.....	75	104					
Turnovers per game....	12.5	17.3					
Turnover margin.....	+4.8	-					
Assist/turnover ratio..	1.4	0.8					
STEALS.....	43	32					
Steals per game.....	7.2	5.3					
BLOCKS.....	24	16					
Blocks per game.....	4.0	2.7					
WINNING STREAK.....	6	-					
Home win streak.....	4	-					
ATTENDANCE.....	37898	9543					
Home games-Avg/Game...	4-9474	1-7043					
Neutral site-Avg/Game..	-	1-2500					

SCORE BY PERIODS:	1st	2nd	Total
BYU Cougars.....	229	291	- 520
Opponents.....	162	228	- 390

2004-05 BYU Season Stats
 BYU Cougars Combined Team Statistics (as of Jan 15, 2005)
 Games lost

RECORD :	OVERALL	HOME	AWAY	NEUTRAL
ALL GAMES	(0-11)	(0-4)	(0-4)	(0-3)
CONFERENCE	(0-2)	(0-1)	(0-1)	(0-0)
NON-CONFERENCE	(0-9)	(0-3)	(0-3)	(0-3)

## Player	GP-GS	Min--Avg	---TOTAL---			---3-PTS---		FT-FTA	Pct	----REBOUNDS----				PF	FO	A	TO	Blk	Stl	Pts	Avg
			FG-FGA	Pct	3FG-FGA	Pct	Off			Def	Tot	Avg									
01 HALL, Mike.....	11-11	356 32.4	47-136	.346	19-62	.306	23-28	.821	13	28	41	3.7	26	1	20	20	2	13	136	12.4	
13 AINGE, Austin.....	11-6	267 24.3	41-84	.488	17-43	.395	17-21	.810	3	19	22	2.0	18	0	34	42	0	14	116	10.5	
02 ROSE, Mike.....	11-4	241 21.9	30-85	.353	22-63	.349	5-10	.500	2	21	23	2.1	20	0	9	16	0	6	87	7.9	
52 JENSEN, Jared.....	11-10	270 24.5	28-51	.549	0-0	.000	25-31	.806	16	28	44	4.0	26	0	5	19	3	8	81	7.4	
23 BALDERSON, Jimmy...	7-2	78 11.1	11-33	.333	7-21	.333	8-11	.727	0	2	2	0.3	9	0	5	8	0	1	37	5.3	
41 MEADS, Garner.....	9-6	182 20.2	15-43	.349	0-0	.000	10-15	.667	17	29	46	5.1	26	1	5	15	5	6	40	4.4	
03 YOUNG, Keena.....	11-5	200 18.2	19-50	.380	0-3	.000	7-12	.583	26	35	61	5.5	15	0	8	7	7	4	45	4.1	
43 DAWES, Derek.....	11-2	179 16.3	14-33	.424	0-0	.000	13-20	.650	21	33	54	4.9	21	0	1	16	7	0	41	3.7	
54 MILES, Chris.....	10-3	139 13.9	11-33	.333	0-0	.000	2-2	1.000	15	17	32	3.2	18	0	2	6	9	2	24	2.4	
10 NASHIF, Terry.....	11-5	169 15.4	8-38	.211	5-25	.200	2-2	1.000	0	15	15	1.4	15	0	26	21	0	4	23	2.1	
20 BURGESS, Sam.....	10-1	69 6.9	6-26	.231	2-11	.182	3-3	1.000	1	5	6	0.6	13	0	3	7	0	2	17	1.7	
44 PLAISTED, Trent....	4-0	41 10.3	0-2	.000	0-0	.000	3-6	.500	2	6	8	2.0	2	0	1	2	0	0	3	0.8	
12 REICHNER, Brock....	1-0	2 2.0	0-0	.000	0-0	.000	0-0	.000	0	0	0	0.0	0	0	0	0	0	0	0	0.0	
34 BURGESS, David.....	2-0	7 3.5	0-1	.000	0-0	.000	0-0	.000	0	0	0	0.0	2	0	0	0	0	1	0	0.0	
TEAM.....										20	22	42	3.8	0		3					
Total.....	11	2200	230-615	.374	72-228	.316	118-161	.733	136	260	396	36.0	211	2	119	182	33	61	650	59.1	
Opponents.....	11	2200	283-641	.441	64-198	.323	153-228	.671	139	272	411	37.4	176	-	170	141	36	92	783	71.2	

TEAM STATISTICS	BY	OPP	DATE	OPPONENT	W/L	SCORE	ATTEND
SCORING.....	650	783	11-22-04	vs North Carolina	L	50-86	2500
Points per game.....	59.1	71.2	11-23-04	vs Stanford	L	53-62	2500
Scoring margin.....	-12.1	-	11/27/04	CALIFORNIA	L	64-67	9857
FIELD GOALS-ATT.....	230-615	283-641	12/01/04	at Utah State	L	57-71	9620
Field goal pct.....	.374	.441	12/04/04	at USC	L	82-87	2163
3 POINT FG-ATT.....	72-228	64-198	12/11/04	vs Washington State University	L	46-49	10283
3-point FG pct.....	.316	.323	12/18/04	UTAH STATE	L	62-84	11610
3-pt FG made per game..	6.5	5.8	12/21/04	NORTH CAROLINA STATE	L	61-72	9390
FREE THROWS-ATT.....	118-161	153-228	01/04/05	at Saint Mary's (CA)	L	51-72	2643
Free throw pct.....	.733	.671	*01/08/05	SAN DIEGO STATE	L	57-59	12633
REBOUNDS.....	396	411	*1-15-05	at Colorado State	L	67-74	3287
Rebounds per game.....	36.0	37.4					
Rebounding margin.....	-1.4	-					
ASSISTS.....	119	170					
Assists per game.....	10.8	15.5					
TURNOVERS.....	182	141					
Turnovers per game.....	16.5	12.8					
Turnover margin.....	-3.7	-					
Assist/turnover ratio..	0.7	1.2					
STEALS.....	61	92					
Steals per game.....	5.5	8.4					
BLOCKS.....	33	36					
Blocks per game.....	3.0	3.3					
WINNING STREAK.....	0	-					
Home win streak.....	0	-					
ATTENDANCE.....	43490	32996					
Home games-Avg/Game....	4-10872	4-4428					
Neutral site-Avg/Game..	-	3-5094					

SCORE BY PERIODS:	1st	2nd	Total
BYU Cougars.....	288	362	- 650
Opponents.....	376	407	- 783

2004-05 BYU Season Stats
 BYU Cougars Team Game-by-Game (as of Jan 15, 2005)
 All games

TEAM STATISTICS

Opponent	Date	Score	W/L	---TOTAL---		--3-PTRS--		FT-FTA		Pct		----REBOUNDS----				PF	A	TO	Blk	Stl	Pts---Avg
				FG-FGA	Pct	3FG-FGA	Pct	Off	Def	Tot	Avg										
vs North Carolina	11-22-04	50-86	L	18-57	.316	6-23	.261	8-14	.571	15	28	43	43.0	21	8	27	4	7	50	50.0	
vs Stanford	11-23-04	53-62	L	17-48	.354	4-16	.250	15-23	.652	11	27	38	40.5	20	4	19	1	3	53	51.5	
vs Chaminade	11-24-04	77-56	W	31-63	.492	5-15	.333	10-10	1.000	12	24	36	39.0	17	16	15	5	10	77	60.0	
CALIFORNIA	11/27/04	64-67	L	21-64	.328	6-21	.286	16-19	.842	19	20	39	39.0	19	12	8	5	6	64	61.0	
at Utah State	12/01/04	57-71	L	22-53	.415	8-21	.381	5-8	.625	11	19	30	37.2	17	10	15	5	7	57	60.2	
at USC	12/04/04	82-87	L	26-55	.473	13-25	.520	17-26	.654	14	26	40	37.7	19	18	21	1	5	82	63.8	
BOISE STATE UNIVERSIT	12/08/04	90-77	W	28-57	.491	11-21	.524	23-31	.742	8	35	43	38.4	16	15	15	4	5	90	67.6	
vs Washington State U	12/11/04	46-49	L	17-48	.354	6-25	.240	6-9	.667	6	25	31	37.5	14	11	14	3	6	46	64.9	
UTAH STATE	12/18/04	62-84	L	23-58	.397	7-19	.368	9-14	.643	11	18	29	36.6	22	10	13	7	6	62	64.6	
NORTH CAROLINA STATE	12/21/04	61-72	L	21-55	.382	5-16	.313	14-15	.933	7	25	32	36.1	18	16	13	1	6	61	64.2	
at Weber State	12-23-04	79-61	W	32-53	.604	6-11	.545	9-9	1.000	7	20	27	35.3	19	15	8	3	6	79	65.5	
SOUTHERN UTAH UNIVERS	12/28/04	77-52	W	27-54	.500	12-21	.571	11-19	.579	11	22	33	35.1	15	18	11	3	6	77	66.5	
SANTA CLARA	12/31/04	87-74	W	24-46	.522	6-17	.353	33-36	.917	5	25	30	34.7	20	19	13	5	4	87	68.1	
at Saint Mary's (CA)	01/04/05	51-72	L	21-51	.412	6-13	.462	3-3	1.000	7	25	32	34.5	19	8	25	3	4	51	66.9	
SAN DIEGO STATE	01/08/05	57-59	L	20-57	.351	3-19	.158	14-17	.824	18	29	47	35.3	13	8	17	1	5	57	66.2	
MONTANA STATE-BILLING	01/11/05	110-70	W	40-73	.548	10-16	.625	20-30	.667	16	31	47	36.1	16	23	13	4	12	110	68.9	
at Colorado State	1-15-05	67-74	L	24-69	.348	8-30	.267	11-13	.846	17	18	35	36.0	29	14	10	2	6	67	68.8	
BYU Cougars		1170		412-961	.429	122-329	.371	224-296	.757	195	417	612	36.0	314	225	257	57	104	1170	68.8	
Opponents		1173		423-1002	.422	117-341	.343	210-315	.667	224	391	615	36.2	299	250	245	52	124	1173	69.0	

Games played: 17
 Points/game: 68.8
 FG Pct: 42.9
 3FG Pct: 37.1
 FT Pct: 75.7

Rebounds/game: 36.0
 Assists/game: 13.2
 Turnovers/game: 15.1
 Assist/turnover ratio: 0.9
 Steals/game: 6.1
 Blocks/game: 3.4

2004-05 BYU Season Stats
 BYU Cougars Opponent Game-by-Game (as of Jan 15, 2005)
 All games

OPPONENT STATISTICS

Opponent	Date	Score	W/L	---TOTAL---		--3-PTRS--		----REBOUNDS----		PF	A	TO	Blk	Stl	Pts---Avg					
				FG-FGA	Pct	3FG-FGA	Pct	FT-FTA	Pct							Off	Def	Tot	Avg	
vs North Carolina	11-22-04	50-86	L	30-69	.435	8-26	.308	18-23	.783	14	28	42	42.0	17	19	12	1	15	86	86.0
vs Stanford	11-23-04	53-62	L	21-55	.382	2-11	.182	18-25	.720	11	23	34	38.0	23	13	11	4	7	62	74.0
vs Chaminade	11-24-04	77-56	W	22-53	.415	6-23	.261	6-13	.462	9	21	30	35.3	16	12	21	4	8	56	68.0
CALIFORNIA	11/27/04	64-67	L	26-58	.448	3-9	.333	12-22	.545	18	27	45	37.8	17	6	14	5	4	67	67.8
at Utah State	12/01/04	57-71	L	25-54	.463	3-17	.176	18-23	.783	12	21	33	36.8	11	13	9	4	8	71	68.4
at USC	12/04/04	82-87	L	32-67	.478	11-25	.440	12-17	.706	10	20	30	35.7	19	21	11	2	10	87	71.5
BOISE STATE UNIVERSIT	12/08/04	90-77	W	30-74	.405	10-28	.357	7-13	.538	14	25	39	36.1	22	17	14	3	2	77	72.3
vs Washington State U	12/11/04	46-49	L	16-49	.327	10-19	.526	7-11	.636	10	26	36	36.1	11	13	15	2	6	49	69.4
UTAH STATE	12/18/04	62-84	L	30-59	.508	9-18	.500	15-24	.625	18	28	46	37.2	18	22	15	4	8	84	71.0
NORTH CAROLINA STATE	12/21/04	61-72	L	28-60	.467	5-28	.179	11-16	.688	10	25	35	37.0	14	13	10	3	8	72	71.1
at Weber State	12-23-04	79-61	W	22-53	.415	5-15	.333	12-16	.750	14	14	28	36.2	12	9	14	0	1	61	70.2
SOUTHERN UTAH UNIVERS	12/28/04	77-52	W	17-47	.362	6-15	.400	12-17	.706	11	20	31	35.8	19	12	15	2	8	52	68.7
SANTA CLARA	12/31/04	87-74	W	26-64	.406	12-26	.462	10-16	.625	19	18	37	35.8	31	16	17	1	5	74	69.1
at Saint Mary's (CA)	01/04/05	51-72	L	28-63	.444	7-18	.389	9-17	.529	15	23	38	36.0	13	18	16	2	12	72	69.3
SAN DIEGO STATE	01/08/05	57-59	L	25-62	.403	2-14	.143	7-12	.583	11	22	33	35.8	16	17	12	2	8	59	68.6
MONTANA STATE-BILLING	01/11/05	110-70	W	23-70	.329	14-36	.389	10-12	.833	18	21	39	36.0	23	14	23	6	8	70	68.7
at Colorado State	1-15-05	67-74	L	22-45	.489	4-13	.308	26-38	.684	10	29	39	36.2	17	15	16	7	6	74	69.0
Opponents		1173		423-1002	.422	117-341	.343	210-315	.667	224	391	615	36.2	299	250	245	52	124	1173	69.0
BYU Cougars		1170		412-961	.429	122-329	.371	224-296	.757	195	417	612	36.0	314	225	257	57	104	1170	68.8

Games played: 17
 Points/game: 69.0
 FG Pct: 42.2
 3FG Pct: 34.3
 FT Pct: 66.7

Rebounds/game: 36.2
 Assists/game: 14.7
 Turnovers/game: 14.4
 Assist/turnover ratio: 1.0
 Steals/game: 7.3
 Blocks/game: 3.1

2004-05 BYU Season Stats
 BYU Cougars Game-by-Game Points-Rebounds-Assists (as of Jan 15, 2005)
 All games

Opponent	Date	Score	WL	01	02	03	04	05	10	12	13	20
				HALL,MIKE	ROSE,MIKE	YOUNG,KEE	BURGESS,J	REISMAN,J	NASHIF,TE	REICHNER,	AINGE,AUS	BURGESS,S
vs North Carolina	11-22-04	50-86	L	10- 4- 0	5- 1- 0	9-10- 0	DNP	DNP	3- 1- 4	DNP	6- 1- 1	4- 1- 0
vs Stanford	11-23-04	53-62	L	7- 6- 2	8- 2- 0	6- 4- 0	DNP	DNP	7- 1- 1	DNP	0- 0- 0	0- 1- 1
vs Chaminade	11-24-04	77-56	W	14- 6- 5	5- 0- 3	14- 6- 0	DNP	2- 0- 0	4- 4- 5	0- 0- 0	2- 4- 2	8- 3- 0
CALIFORNIA	11/27/04	64-67	L	23- 4- 2	1- 3- 1	6- 6- 2	DNP	DNP	8- 8- 5	DNP	2- 1- 0	6- 1- 0
at Utah State	12/01/04	57-71	L	19- 5- 3	3- 0- 0	4- 9- 2	DNP	DNP	0- 0- 1	DNP	15- 2- 3	2- 1- 0
at USC	12/04/04	82-87	L	13- 2- 1	13- 3- 0	0- 4- 0	DNP	DNP	0- 3-10	DNP	7- 0- 2	DNP
BOISE STATE UNIVERSITY	12/08/04	90-77	W	21- 9- 5	19- 3- 1	11- 8- 0	DNP	DNP	1- 1- 0	DNP	14- 5- 5	DNP
vs Washington State Uni	12/11/04	46-49	L	3- 1- 2	15- 2- 1	2- 3- 0	DNP	DNP	0- 0- 0	DNP	16- 2- 4	0- 0- 0
UTAH STATE	12/18/04	62-84	L	4- 4- 1	14- 1- 0	8- 7- 0	DNP	DNP	0- 0- 4	DNP	21- 2- 3	5- 0- 0
NORTH CAROLINA STATE	12/21/04	61-72	L	18- 4- 3	9- 1- 1	2-10- 3	DNP	DNP	0- 0- 1	DNP	9- 4- 8	0- 1- 0
at Weber State	12-23-04	79-61	W	23- 2- 4	0- 0- 0	14- 6- 4	DNP	DNP	0- 0- 0	DNP	9- 4- 3	0- 0- 0
SOUTHERN UTAH UNIVERSIT	12/28/04	77-52	W	12- 4- 3	14- 1- 1	6- 4- 1	0- 1- 1	DNP	0- 3- 0	3- 1- 1	14- 3- 5	5- 1- 0
SANTA CLARA	12/31/04	87-74	W	10- 1- 2	26- 3- 5	2- 3- 0	DNP	DNP	0- 0- 0	DNP	9- 7- 7	0- 0- 0
at Saint Mary's (CA)	01/04/05	51-72	L	12- 2- 1	6- 3- 2	6- 4- 1	DNP	DNP	5- 1- 0	0- 0- 0	6- 1- 2	0- 0- 1
SAN DIEGO STATE	01/08/05	57-59	L	16- 6- 1	7- 6- 2	0- 1- 0	DNP	DNP	0- 0- 0	DNP	9- 6- 5	0- 1- 0
MONTANA STATE-BILLINGS	01/11/05	110-70	W	14- 5- 1	14- 2- 3	10- 6- 0	3- 0- 0	DNP	10- 2- 2	4- 2- 0	10- 2- 8	6- 3- 4
at Colorado State	1-15-05	67-74	L	11- 3- 4	6- 1- 2	2- 3- 0	DNP	DNP	0- 1- 0	DNP	25- 3- 6	0- 0- 1

Opponent	Date	Score	WL	23	34	41	43	44	52	54
				BALDERSON	BURGESS,D	MEADS,GAR	DAWES,DER	PLAISTED,	JENSEN,JA	MILES,CHR
vs North Carolina	11-22-04	50-86	L	DNP	0- 0- 0	2- 9- 1	1- 0- 0	2- 3- 1	8- 3- 1	0- 5- 0
vs Stanford	11-23-04	53-62	L	DNP	DNP	9- 5- 0	4-10- 0	1- 4- 0	11- 2- 0	DNP
vs Chaminade	11-24-04	77-56	W	DNP	DNP	DNP	10- 6- 1	0- 0- 0	16- 5- 0	2- 0- 0
CALIFORNIA	11/27/04	64-67	L	DNP	0- 0- 0	DNP	4- 8- 0	DNP	12- 2- 2	2- 1- 0
at Utah State	12/01/04	57-71	L	6- 0- 0	DNP	0- 2- 0	0- 2- 0	0- 0- 0	8- 4- 1	0- 1- 0
at USC	12/04/04	82-87	L	22- 1- 4	DNP	10- 8- 1	10- 5- 0	0- 1- 0	3- 5- 0	4- 2- 0
BOISE STATE UNIVERSITY	12/08/04	90-77	W	3- 2- 1	DNP	4- 3- 2	2- 3- 0	DNP	13- 5- 1	2- 1- 0
vs Washington State Uni	12/11/04	46-49	L	0- 0- 0	DNP	2-10- 2	6- 7- 1	DNP	0- 0- 0	2- 2- 1
UTAH STATE	12/18/04	62-84	L	2- 0- 1	DNP	4- 1- 1	0- 4- 0	DNP	4- 1- 0	0- 5- 0
NORTH CAROLINA STATE	12/21/04	61-72	L	DNP	DNP	4- 1- 0	5- 3- 0	DNP	14- 3- 0	0- 2- 0
at Weber State	12-23-04	79-61	W	0- 1- 0	DNP	10- 6- 0	7- 2- 1	DNP	16- 5- 3	0- 0- 0
SOUTHERN UTAH UNIVERSIT	12/28/04	77-52	W	11- 0- 2	DNP	DNP	10- 9- 1	DNP	2- 3- 0	0- 1- 3
SANTA CLARA	12/31/04	87-74	W	0- 1- 0	DNP	DNP	5- 5- 1	DNP	23- 5- 1	12- 3- 3
at Saint Mary's (CA)	01/04/05	51-72	L	5- 0- 0	DNP	DNP	9-10- 0	DNP	2- 7- 1	0- 2- 0
SAN DIEGO STATE	01/08/05	57-59	L	2- 1- 0	DNP	5- 6- 0	0- 3- 0	DNP	10- 7- 0	8- 5- 0
MONTANA STATE-BILLINGS	01/11/05	110-70	W	9- 3- 2	DNP	7-11- 1	DNP	DNP	16- 7- 0	7- 3- 2
at Colorado State	1-15-05	67-74	L	0- 0- 0	DNP	4- 4- 0	2- 2- 0	DNP	9-10- 0	8- 7- 1

2004-05 BYU Season Stats
 BYU Cougars Game-by-Game Highs (as of Jan 15, 2005)
 All games

Opponent	Date	Score	WL	POINTS	REBOUNDS	ASSISTS	STEALS	BLOCKED SHOTS
vs North Carolina	11-22-04	50-86	L	10-HALL, Mike	10-YOUNG, Keena	4-NASHIF, Terry	2-MEADS, Garner	1-MILES, Chris YOUNG, Keena HALL, Mike MEADS, Garner
vs Stanford	11-23-04	53-62	L	11-JENSEN, Jared	10-DAWES, Derek	2-HALL, Mike	1-HALL, Mike JENSEN, Jared NASHIF, Terry	1-MEADS, Garner
vs Chaminade	11-24-04	77-56	W	16-JENSEN, Jared	6-YOUNG, Keena DAWES, Derek HALL, Mike	5-HALL, Mike NASHIF, Terry	4-HALL, Mike	3-BURGESS, Sam
CALIFORNIA	11/27/04	64-67	L	23-HALL, Mike	8-DAWES, Derek NASHIF, Terry	5-NASHIF, Terry	3-HALL, Mike	3-DAWES, Derek
at Utah State	12/01/04	57-71	L	19-HALL, Mike	9-YOUNG, Keena	3-HALL, Mike AINGE, Austin	2-AINGE, Austin YOUNG, Keena JENSEN, Jared	2-MEADS, Garner YOUNG, Keena
at USC	12/04/04	82-87	L	22-BALDERSON, Ji	8-MEADS, Garner	10-NASHIF, Terry	1-NASHIF, Terry HALL, Mike MEADS, Garner MILES, Chris AINGE, Austin	1-DAWES, Derek
BOISE STATE UNIVERSITY	12/08/04	90-77	W	21-HALL, Mike	9-HALL, Mike	5-HALL, Mike AINGE, Austin	2-JENSEN, Jared	2-MILES, Chris
vs Washington State Unive	12/11/04	46-49	L	16-AINGE, Austin	10-MEADS, Garner	4-AINGE, Austin	3-ROSE, Mike	2-DAWES, Derek
UTAH STATE	12/18/04	62-84	L	21-AINGE, Austin	7-YOUNG, Keena	4-NASHIF, Terry	2-ROSE, Mike	3-MILES, Chris
NORTH CAROLINA STATE	12/21/04	61-72	L	18-HALL, Mike	10-YOUNG, Keena	8-AINGE, Austin	3-HALL, Mike	1-MILES, Chris
at Weber State	12-23-04	79-61	W	23-HALL, Mike	6-YOUNG, Keena MEADS, Garner	4-HALL, Mike YOUNG, Keena	4-AINGE, Austin	2-YOUNG, Keena
SOUTHERN UTAH UNIVERSITY	12/28/04	77-52	W	14-AINGE, Austin ROSE, Mike	9-DAWES, Derek	5-AINGE, Austin	3-AINGE, Austin	2-DAWES, Derek
SANTA CLARA	12/31/04	87-74	W	26-ROSE, Mike	7-AINGE, Austin	7-AINGE, Austin	2-HALL, Mike AINGE, Austin	3-MILES, Chris
at Saint Mary's (CA)	01/04/05	51-72	L	12-HALL, Mike	10-DAWES, Derek	2-ROSE, Mike AINGE, Austin	2-AINGE, Austin	1-JENSEN, Jared MILES, Chris YOUNG, Keena
SAN DIEGO STATE	01/08/05	57-59	L	16-HALL, Mike	7-JENSEN, Jared	5-AINGE, Austin	4-AINGE, Austin	1-MILES, Chris
MONTANA STATE-BILLINGS	01/11/05	110-70	W	16-JENSEN, Jared	11-MEADS, Garner	8-AINGE, Austin	3-BURGESS, Sam NASHIF, Terry	2-YOUNG, Keena
at Colorado State	1-15-05	67-74	L	25-AINGE, Austin	10-JENSEN, Jared	6-AINGE, Austin	2-AINGE, Austin	1-MILES, Chris JENSEN, Jared

2004-05 BYU Season Stats
 BYU Cougars High/Low Analysis (as of Jan 15, 2005)
 All games

BYU Cougars - TEAM GAME HIGHS

POINTS.....	110	vs Montana State-Billings (01/11/05)
	90	vs Boise State University (12/08/04)
	87	vs Santa Clara (12/31/04)
	82	at USC (12/04/04)
	79	at Weber State (12-23-04)
FIELD GOALS MADE.....	40	vs Montana State-Billings (01/11/05)
	32	at Weber State (12-23-04)
FIELD GOAL ATTEMPTS.....	73	vs Montana State-Billings (01/11/05)
	69	at Colorado State (1-15-05)
FIELD GOAL PERCENTAGE.....	.604 (32-53)	at Weber State (12-23-04)
	.548 (40-73)	vs Montana State-Billings (01/11/05)
3 PT FIELD GOALS MADE.....	13	at USC (12/04/04)
	12	vs Southern Utah University (12/28/04)
3 PT FG ATTEMPTS.....	30	at Colorado State (1-15-05)
	25	vs Washington State University (12/11/04)
	25	at USC (12/04/04)
3 PT FG PERCENTAGE.....	.625 (10-16)	vs Montana State-Billings (01/11/05)
	.571 (12-21)	vs Southern Utah University (12/28/04)
FREE THROWS MADE.....	33	vs Santa Clara (12/31/04)
	23	vs Boise State University (12/08/04)
FREE THROW ATTEMPTS.....	36	vs Santa Clara (12/31/04)
	31	vs Boise State University (12/08/04)
FREE THROW PERCENTAGE.....	1.000 (10-10)	vs Chaminade (11-24-04)
	1.000 (9-9)	at Weber State (12-23-04)
	1.000 (3-3)	at Saint Mary's (CA) (01/04/05)
REBOUNDS.....	47	vs Montana State-Billings (01/11/05)
	47	vs San Diego State (01/08/05)
ASSISTS.....	23	vs Montana State-Billings (01/11/05)
	19	vs Santa Clara (12/31/04)
STEALS.....	12	vs Montana State-Billings (01/11/05)
	10	vs Chaminade (11-24-04)
BLOCKED SHOTS.....	7	vs Utah State (12/18/04)
	5	vs Santa Clara (12/31/04)
	5	at Utah State (12/01/04)
	5	vs CALIFORNIA (11/27/04)
	5	vs Chaminade (11-24-04)
TURNOVERS.....	27	vs North Carolina (11-22-04)
	25	at Saint Mary's (CA) (01/04/05)
FOULS.....	29	at Colorado State (1-15-05)
	22	vs Utah State (12/18/04)

2004-05 BYU Season Stats
 BYU Cougars High/Low Analysis (as of Jan 15, 2005)
 All games

Opponent - GAME HIGHS

POINTS.....	87	at USC (12/04/04)
	86	vs North Carolina (11-22-04)
	84	vs Utah State (12/18/04)
	77	vs Boise State University (12/08/04)
	74	at Colorado State (1-15-05)
	74	vs Santa Clara (12/31/04)
FIELD GOALS MADE.....	32	at USC (12/04/04)
	30	vs Utah State (12/18/04)
	30	vs Boise State University (12/08/04)
	30	vs North Carolina (11-22-04)
FIELD GOAL ATTEMPTS.....	74	vs Boise State University (12/08/04)
	70	vs Montana State-Billings (01/11/05)
FIELD GOAL PERCENTAGE.....	.508 (30-59)	vs Utah State (12/18/04)
	.489 (22-45)	at Colorado State (1-15-05)
3 PT FIELD GOALS MADE.....	14	vs Montana State-Billings (01/11/05)
	12	vs Santa Clara (12/31/04)
3 PT FG ATTEMPTS.....	36	vs Montana State-Billings (01/11/05)
	28	vs North Carolina State (12/21/04)
	28	vs Boise State University (12/08/04)
3 PT FG PERCENTAGE.....	.526 (10-19)	vs Washington State University (12/11/04)
	.500 (9-18)	vs Utah State (12/18/04)
FREE THROWS MADE.....	26	at Colorado State (1-15-05)
	18	at Utah State (12/01/04)
	18	vs Stanford (11-23-04)
	18	vs North Carolina (11-22-04)
FREE THROW ATTEMPTS.....	38	at Colorado State (1-15-05)
	25	vs Stanford (11-23-04)
FREE THROW PERCENTAGE.....	.833 (10-12)	vs Montana State-Billings (01/11/05)
	.783 (18-23)	at Utah State (12/01/04)
	.783 (18-23)	vs North Carolina (11-22-04)
REBOUNDS.....	46	vs Utah State (12/18/04)
	45	vs CALIFORNIA (11/27/04)
ASSISTS.....	22	vs Utah State (12/18/04)
	21	at USC (12/04/04)
STEALS.....	15	vs North Carolina (11-22-04)
	12	at Saint Mary's (CA) (01/04/05)
BLOCKED SHOTS.....	7	at Colorado State (1-15-05)
	6	vs Montana State-Billings (01/11/05)
TURNOVERS.....	23	vs Montana State-Billings (01/11/05)
	21	vs Chaminade (11-24-04)
FOULS.....	31	vs Santa Clara (12/31/04)
	23	vs Montana State-Billings (01/11/05)
	23	vs Stanford (11-23-04)

2004-05 BYU Season Stats
 BYU Cougars High/Low Analysis (as of Jan 15, 2005)
 All games

BYU Cougars - GAME LOWS

POINTS.....	46	vs Washington State University (12/11/04)
	50	vs North Carolina (11-22-04)
	51	at Saint Mary's (CA) (01/04/05)
	53	vs Stanford (11-23-04)
	57	at Utah State (12/01/04)
	57	vs San Diego State (01/08/05)
FIELD GOALS MADE.....	17	vs Stanford (11-23-04)
	17	vs Washington State University (12/11/04)
FIELD GOAL ATTEMPTS.....	46	vs Santa Clara (12/31/04)
	48	vs Stanford (11-23-04)
	48	vs Washington State University (12/11/04)
FIELD GOAL PERCENTAGE.....	.316 (18-57)	vs North Carolina (11-22-04)
	.328 (21-64)	vs CALIFORNIA (11/27/04)
3 PT FIELD GOALS MADE.....	3	vs San Diego State (01/08/05)
	4	vs Stanford (11-23-04)
3 PT FG ATTEMPTS.....	11	at Weber State (12-23-04)
	13	at Saint Mary's (CA) (01/04/05)
3 PT FG PERCENTAGE.....	.158 (3-19)	vs San Diego State (01/08/05)
	.240 (6-25)	vs Washington State University (12/11/04)
FREE THROWS MADE.....	3	at Saint Mary's (CA) (01/04/05)
	5	at Utah State (12/01/04)
FREE THROW ATTEMPTS.....	3	at Saint Mary's (CA) (01/04/05)
	8	at Utah State (12/01/04)
FREE THROW PERCENTAGE.....	.571 (8-14)	vs North Carolina (11-22-04)
	.579 (11-19)	vs Southern Utah University (12/28/04)
REBOUNDS.....	27	at Weber State (12-23-04)
	29	vs Utah State (12/18/04)
ASSISTS.....	4	vs Stanford (11-23-04)
	8	vs North Carolina (11-22-04)
	8	at Saint Mary's (CA) (01/04/05)
	8	vs San Diego State (01/08/05)
STEALS.....	3	vs Stanford (11-23-04)
	4	vs Santa Clara (12/31/04)
	4	at Saint Mary's (CA) (01/04/05)
BLOCKED SHOTS.....	1	vs Stanford (11-23-04)
	1	at USC (12/04/04)
	1	vs North Carolina State (12/21/04)
	1	vs San Diego State (01/08/05)
TURNOVERS.....	8	vs CALIFORNIA (11/27/04)
	8	at Weber State (12-23-04)
FOULS.....	13	vs San Diego State (01/08/05)
	14	vs Washington State University (12/11/04)

2004-05 BYU Season Stats
 BYU Cougars High/Low Analysis (as of Jan 15, 2005)
 All games

Opponent - GAME LOWS

POINTS.....	49	vs Washington State University (12/11/04)
	52	vs Southern Utah University (12/28/04)
	56	vs Chaminade (11-24-04)
	59	vs San Diego State (01/08/05)
	61	at Weber State (12-23-04)
FIELD GOALS MADE.....	16	vs Washington State University (12/11/04)
	17	vs Southern Utah University (12/28/04)
FIELD GOAL ATTEMPTS.....	45	at Colorado State (1-15-05)
	47	vs Southern Utah University (12/28/04)
FIELD GOAL PERCENTAGE.....	.327 (16-49)	vs Washington State University (12/11/04)
	.329 (23-70)	vs Montana State-Billings (01/11/05)
3 PT FIELD GOALS MADE.....	2	vs Stanford (11-23-04)
	2	vs San Diego State (01/08/05)
3 PT FG ATTEMPTS.....	9	vs CALIFORNIA (11/27/04)
	11	vs Stanford (11-23-04)
3 PT FG PERCENTAGE.....	.143 (2-14)	vs San Diego State (01/08/05)
	.176 (3-17)	at Utah State (12/01/04)
FREE THROWS MADE.....	6	vs Chaminade (11-24-04)
	7	vs Boise State University (12/08/04)
	7	vs Washington State University (12/11/04)
	7	vs San Diego State (01/08/05)
FREE THROW ATTEMPTS.....	11	vs Washington State University (12/11/04)
	12	vs San Diego State (01/08/05)
	12	vs Montana State-Billings (01/11/05)
FREE THROW PERCENTAGE.....	.462 (6-13)	vs Chaminade (11-24-04)
	.529 (9-17)	at Saint Mary's (CA) (01/04/05)
REBOUNDS.....	28	at Weber State (12-23-04)
	30	vs Chaminade (11-24-04)
	30	at USC (12/04/04)
ASSISTS.....	6	vs CALIFORNIA (11/27/04)
	9	at Weber State (12-23-04)
STEALS.....	1	at Weber State (12-23-04)
	2	vs Boise State University (12/08/04)
BLOCKED SHOTS.....	0	at Weber State (12-23-04)
	1	vs North Carolina (11-22-04)
	1	vs Santa Clara (12/31/04)
TURNOVERS.....	9	at Utah State (12/01/04)
	10	vs North Carolina State (12/21/04)
FOULS.....	11	at Utah State (12/01/04)
	11	vs Washington State University (12/11/04)

2004-05 BYU Season Stats
 BYU Cougars High/Low Analysis (as of Jan 15, 2005)
 All games

BYU Cougars - INDIVIDUAL GAME HIGHS

POINTS.....	26	ROSE, Mike vs Santa Clara (12/31/04)
	25	AINGE, Austin at Colorado State (1-15-05)
	23	JENSEN, Jared vs Santa Clara (12/31/04)
	23	HALL, Mike at Weber State (12-23-04)
	23	HALL, Mike vs CALIFORNIA (11/27/04)
FIELD GOALS MADE.....	9	HALL, Mike at Weber State (12-23-04)
	8	AINGE, Austin at Colorado State (1-15-05)
	8	JENSEN, Jared at Weber State (12-23-04)
	8	HALL, Mike vs CALIFORNIA (11/27/04)
FIELD GOAL ATT.....	18	HALL, Mike vs CALIFORNIA (11/27/04)
	17	HALL, Mike vs North Carolina State (12/21/04)
FG PCT (min 5 made).....	.778 (7-9)	JENSEN, Jared vs Santa Clara (12/31/04)
	.750 (9-12)	HALL, Mike at Weber State (12-23-04)
	.750 (6-8)	JENSEN, Jared vs Chaminade (11-24-04)
3 PT FG MADE.....	6	ROSE, Mike vs Boise State University (12/08/04)
	5	AINGE, Austin at Colorado State (1-15-05)
	5	HALL, Mike at Weber State (12-23-04)
	5	BALDERSON, Jimmy at USC (12/04/04)
3 PT FG ATTEMPTS.....	9	ROSE, Mike at Colorado State (1-15-05)
	9	AINGE, Austin at Colorado State (1-15-05)
	9	ROSE, Mike vs Washington State University (12/11/04)
	9	ROSE, Mike vs Boise State University (12/08/04)
	9	AINGE, Austin at Utah State (12/01/04)
3-PT FG PCT (min 2 made).....	1.000 (2-2)	NASHIF, Terry vs Montana State-Billings (01/11/05)
	.800 (4-5)	AINGE, Austin vs Southern Utah University (12/28/04)
FREE THROWS MADE.....	9	JENSEN, Jared vs Santa Clara (12/31/04)
	8	HALL, Mike vs San Diego State (01/08/05)
	8	ROSE, Mike vs Santa Clara (12/31/04)
FREE THROW ATT.....	11	ROSE, Mike vs Santa Clara (12/31/04)
	11	DAWES, Derek vs Southern Utah University (12/28/04)
FT PCT (min 5 made).....	1.000 (9-9)	JENSEN, Jared vs Santa Clara (12/31/04)
	1.000 (8-8)	HALL, Mike vs San Diego State (01/08/05)
	1.000 (6-6)	JENSEN, Jared vs North Carolina State (12/21/04)
REBOUNDS.....	11	MEADS, Garner vs Montana State-Billings (01/11/05)
	10	JENSEN, Jared at Colorado State (1-15-05)
	10	DAWES, Derek at Saint Mary's (CA) (01/04/05)
	10	YOUNG, Keena vs North Carolina State (12/21/04)
	10	MEADS, Garner vs Washington State University (12/11/04)
	10	DAWES, Derek vs Stanford (11-23-04)
	10	YOUNG, Keena vs North Carolina (11-22-04)
ASSISTS.....	10	NASHIF, Terry at USC (12/04/04)
	8	AINGE, Austin vs Montana State-Billings (01/11/05)
	8	AINGE, Austin vs North Carolina State (12/21/04)
STEALS.....	4	AINGE, Austin vs San Diego State (01/08/05)
	4	AINGE, Austin at Weber State (12-23-04)
	4	HALL, Mike vs Chaminade (11-24-04)
BLOCKED SHOTS.....	3	MILES, Chris vs Santa Clara (12/31/04)
	3	MILES, Chris vs Utah State (12/18/04)
	3	DAWES, Derek vs CALIFORNIA (11/27/04)
	3	BURGESS, Sam vs Chaminade (11-24-04)
TURNOVERS.....	8	NASHIF, Terry vs North Carolina (11-22-04)
FOULS.....	5	HALL, Mike at Colorado State (1-15-05)
	5	DAWES, Derek vs Santa Clara (12/31/04)