

No. 19 All-Time Wins • 36th All-Time Winning Percentage • 2 National Titles • 26 Conference Titles • 21 NCAA Tournaments • 30 Postseason Invitations  
 1 National Player of the Year • 2 Basketball Hall of Fame Inductees • 40 All-America Citations • 43 NBA Draft Selections • 96 All-Conference Citations

# 2004-05 COUGAR BASKETBALL

## Game 20 — BYU vs. New Mexico

### 2004-05 BYU SCHEDULE / RESULTS

#### NOVEMBER

5 (Fri.)	BYU-Hawaii (exhibition)	85-70	W
12 (Fri.)	Calgary (exhibition)	86-52	W
22-24	EA Sports Maui Invitational in Maui, Hawaii		
22 (Mon.)	vs. North Carolina (ESPN2)	50-86	L
23 (Tue.)	vs. Stanford	53-62	L
24 (Wed.)	vs. Chaminade	77-56	W
27 (Sat.)	California (Comcast)	64-67	L

#### DECEMBER

1 (Wed.)	@ Utah State (KJZZ)	57-71	L
4 (Sat.)	@ USC (Fox Sports Net 2)	82-87	L
8 (Wed.)	Boise State (KBCL-TV)	90-77	W
11 (Sat.)	vs. Wash. St. @ Delta Center	46-49	L
18 (Sat.)	Utah State (SWP)	62-84	L
21 (Tue.)	North Carolina St (SWP/FNSN)	61-72	L
23 (Thu.)	@ Weber State	79-61	W
28 (Tue.)	Southern Utah	77-52	W
31 (Fri.)	Santa Clara	87-74	W

#### JANUARY

4 (Tue.)	@ Saint Mary's (Comcast)	51-72	L
8 (Sat.)	*San Diego State (SWP-KSL)	57-59	L
11 (Tue.)	Montana State-Billings	110-70	W
15 (Sat.)	*@ Colorado State (ESPN+)	67-74	L
17 (Mon.)	*@ Wyoming (ESPN)	71-83	L
22 (Sat.)	*Air Force (ABC)	49-52	L
24 (Mon.)	*New Mexico (SWP-UPN)	8 p.m.	
31 (Mon.)	*Utah (ESPN)	10 p.m.	

#### FEBRUARY

5 (Sat.)	*@ UNLV (ESPN+)	Noon	
7 (Mon.)	*@ San Diego State (SWP-UPN)	7 p.m.	
12 (Sat.)	*Wyoming (SWP-KSL)	7 p.m.	
14 (Mon.)	*Colorado State (SWP-UPN)	8 p.m.	
19 (Sat.)	*@ New Mexico (SWP-KSL)	7 p.m.	
21 (Mon.)	*@ Air Force (SWP-UPN)	7 p.m.	
26 (Sat.)	*@ Utah (ESPN+)	1 p.m.	

#### MARCH

5 (Sat.)	*UNLV (SWP-KSL)	7 p.m.	
10-12	@ MWC Tournament, Denver (ESPN, ERT)		

Times are local to site and subject to change

### BYU HOSTS NEW MEXICO IN MONDAY NIGHT CONTEST

BYU (6-13, 0-4 MWC) plays the second of a three-game homestand Monday by hosting New Mexico (14-4, 1-2 MWC) at 8 p.m. The SportsWest Productions telecast can be seen on UPN-Z24 in Utah and nationally via ESPN FULLCOURT. The radio broadcast can be heard on KSL Newsradio 1160 (KSL.com).

### UP NEXT FOR THE COUGARS

The Cougars will next face in-state rival and league-leader Utah in the Marriott Center on Jan. 31 in a 10 p.m. ESPN tilt.

### COUGAR QUICK HITS

- BYU coach Steve Cleveland has utilized 14 different starting lineups this season in 19 games while dealing with injuries and some inconsistent play from a mostly inexperienced roster.
- The 10 BYU players averaging double-digit minutes this season include six sophomores, three seniors and one freshman. Only three players – seniors Mike Hall and Jared Jensen and sophomore Garner Meads – averaged more than 10 minutes during a prior season as a Cougar. Of BYU's freshmen top-20 signing class, only F/C Chris Miles is currently playing as David Burgess (ankles) and Trent Plaisted (knees) are out while top guard prospect and Arizona Player of the Year Lee Cummond has not been with the team this year after opting to serve an LDS Church mission. After returning early, he will join BYU next season.
- Senior guard Mike Hall leads BYU in scoring at 13.6 ppg. Sophomore guard Mike Rose adds 9.6 ppg with sophomore point guard Austin Ainge contributing 9.5 ppg. Senior center Jared Jensen averages 9.1 ppg from the post. Ainge leads BYU with 3.8 assists and 1.4 steals. Sophomore transfer Keena Young pulls down a team-best 5.8 rebounds with sophomore forward Garner Meads averaging 4.9 rpg and sophomore center Derek Dawes contributing 4.6 rpg.
- BYU shoots .428 from the floor; .365 from three and .749 (No. 1 MWC, 18th nationally) from the line while averaging 67.9 ppg. BYU opponents have shot .430 (FG) and .350 (3FG) while scoring 68.8 ppg. BYU has a slight 35.7 to 35.5 rebounding edge over its opponents on average over the first 19 games.
- BYU's schedule this season has included four Pac-10 opponents and two nationally ranked ACC teams (North Carolina and NC State). BYU (6-13, 0-4 MWC) is 4-5 at home, 1-5 away and 1-3 on a neutral floor.
- BYU coach Steve Cleveland needs two more victories to tie Frank Arnold (1975-83) for fourth place on BYU's all-time victory list. In the Marriott Center, Cleveland has the second-most wins and needs five more home victories to top the list.
- BYU is 0-4 in MWC play for the first time. BYU has lost its last three games since its non-league win over Montana State-Billings. The Cougars haven't lost four straight since 1999 (as member of the WAC).

### BYU GAME #20 FAST FACTS

### BYU COUGARS (6-13, 0-4 MWC) vs. NEW MEXICO LOBOS (14-4, 1-2 MWC)

MONDAY, JAN. 24, 2005  
 MARRIOTT CENTER (22,700)  
 PROVO, UTAH 8 p.m. MST

Coaches: .BYU, Steve Cleveland (135-100 in eighth season; same overall)

.....New Mexico, Ritchie McKay (38-36 in third season; 121-125 in ninth season overall)

Series: ...BYU leads, 66-48 (The two teams split the series last season, each winning at home)

TV: .....SportsWest (UPN Z-24 in Salt Lake City, KASY in Albuquerque and available nationally via ESPN FULLCOURT, with Mike Powers calling play-by-play and Craig Hislop adding analysis)

Radio: ...KSL 1160, BYU Sports Network (Greg Wrubell calls play-by-play with Mark Durrant adding commentary)

Web: .....Live audio and live stats are available at [byucougars.com/basketball\\_m/](http://byucougars.com/basketball_m/) (see upcoming schedule)

### BYU'S PROJECTED STARTERS:

POS. #	NAME	HT.	WT.	YR.	HOMETOWN / LAST TEAM	PPG	RPG	NOTE
F	41 Garner Meads	6-8	225	So.	Salt Lake City, UT / Brighton HS	5.0	4.9	Has missed five games due to injury, has nine starts
F/C	52 Jared Jensen	6-9	250	Sr.	West Haven, UT / Fremont HS	9.1	4.3	Leads BYU in field goal and free throw percentage
G/F	23 Jimmy Balderson	6-6	200	So.	Magrath, Alberta / Magrath HS	5.3	1.1	Started vs. Air Force, his fifth start of the season
G/F	1 Mike Hall	6-3	205	Sr.	San Bernardino, CA / Dixie State College	13.6	3.9	Top returning scorer; 2004 MWC Defender of the Year
G	13 Austin Ainge	6-2	180	So.	Gilbert, AZ / Highland HS	9.5	3.0	Adds 3.8 apg, scored career-high 25 points at CSU,

### BYU OFF THE BENCH:

POS. #	NAME	HT.	WT.	YR.	HOMETOWN / LAST TEAM	PPG	RPG	NOTE
G	2 Mike Rose	6-2	185	So.	Houston, TX / Spring Woods HS	9.6	1.8	Leads team with 43 three-pointers and .410 3-FG %
F	3 Keena Young	6-6	205	So.	Beaumont, TX / South Plains College	6.6	5.8	Recorded first career double-double against Air Force
F	4 Joshua Burgess	6-8	230	Jr.	Irvine, CA / Irvine Valley College	1.5	0.5	Has seen late action vs. Southern Utah and MSU-Billings
G	10 Terry Nashif	5-10	165	Sr.	Vancouver, WA / Evergreen HS	2.2	1.5	Senior captain has not played in the last two outings
G	12 Brock Reichner	6-4	205	Jr.	Provo, UT / Salt Lake Community College	1.4	0.8	Walkon transfer has appeared in five games this year
G	20 Sam Burgess	6-3	190	So.	Alpine, UT / Snow College	2.3	0.9	Played backup point minutes in last two games
C	43 Derek Dawes	6-11	265	So.	Salt Lake City, UT / Cottonwood HS	4.8	4.6	Scored a career-high 11 points against Wyoming
F/C	54 Chris Miles	6-11	235	Fr.	Provo, UT / Timpview HS	2.8	2.4	Freshman had career-best 7 rebounds in start at CSU



**BYU SERIES RECORD VS.**

**NEW MEXICO**

Overall Series Record: BYU leads 66-48  
 BYU Record in Provo: 38-15 (21-12 in the Marriott Center)  
 BYU Record in Albuquerque: 24-30 (14-25 in The Pit)  
 BYU Record at Neutral Sites: 4-3  
 BYU Record under Steve Cleveland: 10-7  
 BYU Record in Overtime Games: 1-3 (1-1 Rd, 0-2 Hm)  
 Last Overtime Game: 1994, lost in Provo, 82-84  
 Longest BYU Win Streak: 14 (1950-57)  
 Longest New Mexico Win Streak: 5 (1996-98)  
 Largest BYU Margin of Victory: 30, 92-62 two times in 1955 and 1959  
 Largest New Mexico Margin of Victory: 42, 74-32 in 1997  
 Most Points Scored by BYU: 100 in 1979  
 Most Points Scored by New Mexico: 102 in 1987

**RECENT SERIES RESULTS**

Date	Opponent	Score	W/L
2-2-84	at New Mexico	86-73	W
3-3-84	New Mexico	80-73	W
3-9-84	vs. New Mexico+	55-64	L
1-5-85	New Mexico	70-76	L
2-7-85	at New Mexico	74-76	L
1-4-86	at New Mexico	57-60	L
2-14-86	New Mexico	74-67	W
3-6-86	vs. New Mexico	68-79	L
1-10-87	at New Mexico	89-102	L
2-5-87	New Mexico	98-73	W
3-6-87	at New Mexico+	86-93	L
1-23-88	at New Mexico	89-82	W
3-3-88	New Mexico	89-82	W
1-5-89	at New Mexico	84-88	L
2-18-89	New Mexico	90-79	W
1-13-90	New Mexico	79-78	W
2-15-90	at New Mexico	51-60	L
1-12-91	New Mexico	72-65	W
2-14-91	at New Mexico	83-76	W
1-30-92	New Mexico	85-65	W
2-22-92	at New Mexico (OT)	84-95	L
1-4-93	New Mexico	70-56	W
3-6-93	at New Mexico	76-79	L
3-12-93	vs. New Mexico+	59-68	L
1-3-94	at New Mexico	68-74	L
3-3-94	New Mexico (OT)	82-84	L
1-28-95	New Mexico	81-63	W
2-4-95	at New Mexico	74-72	W
1-25-96	at New Mexico	77-83	L
2-1-96	New Mexico	81-83	L
2-3-97	at New Mexico	32-74	L
2-27-97	New Mexico	48-90	L
1-29-98	New Mexico	54-72	L
2-26-98	at New Mexico	83-62	W
1-30-99	at New Mexico	68-78	L
2-25-99	New Mexico	64-85	L
1-29-00	at New Mexico	69-78	L
2-17-00	New Mexico	74-78	L
3-9-00	vs. New Mexico^	55-43	W
2-3-01	New Mexico	65-49	W
3-1-01	at New Mexico	72-67	W
3-10-01	vs. New Mexico^	69-65	W
1-19-02	at New Mexico	58-73	L
2-16-02	New Mexico	68-62	W
2-01-03	New Mexico	80-64	W
3-03-03	at New Mexico	91-81	W
3-13-03	vs. New Mexico	71-56	W
1-26-04	at New Mexico	63-65	L
2-21-04	New Mexico	88-71	W

\*Conference Tournament  
 +WAC Tournament  
 ^ MWC Tournament

**LOOKING AT NEW MEXICO**

Without who many considered the MWC's top returning player, Danny Granger, the Lobos have dropped back-to-back conference games against reigning regular-season champion Air Force (64-62) and reigning MWC Tournament champion Utah (58-69). New Mexico is currently 14-4 overall and 1-2 in league play. This season the Lobos have played only 4 of 18 games away from home, posting a 1-3 record away from the Pit. Granger, who had surgery to repair torn cartilage in his left knee, leads the Lobos and MWC in steals and ranks second in the league in points, blocked shots and rebounding. Senior Troy DeVries is the Lobos second leading scorer, averaging 11.7 points per game and leads New Mexico with 2.9 assists. DeVries' is MWC's leading 3-point scorer, connecting on 43 three's and averaging 3.1 per game. Since Granger and DeVries joined the team on Dec. 21, 2003, New Mexico is 23-3 at home. Junior forward David Chiotti and junior guard Mark Walters rank third and fourth in scoring for the Lobos as Chiotti averages 10.5 points per game and Walters adds 10.3 points per game. Chiotti is shooting a stifling 60.7 percent from the field to lead the lobos and is second in block shots behind Granger. New Mexico is shooting a staggering 52.5 percent from the field to lead the country. The Lobos top all charts in the MWC in scoring 81.8 points per game, shooting 39.7 percent from beyond the arc, 8.4 3-point field goals made, dishing out 16.5 assists and beating teams by an average scoring margin of 16.4 points. Ritchie McKay is in his third season at the helm for the Lobos and has a 38-34 career record at New Mexico. McKay is 10-21 in MWC games, 10-5 at home and is winless on the road in all 16 games in conference play.

**LAST OUTING - NEW MEXICO FALLS TO STREAKING UTAH, 69-58**

SALT LAKE CITY, Utah (Jan. 22, 2005) - Andrew Bogut scored 24 points and grabbed a career-high 20 rebounds to lead Utah to a 69-58 victory over New Mexico Saturday afternoon. The victory was the 11th in a row for the Utes (16-3, 4-0 Mountain West), and their 16th straight home win over the Lobos since 1989. Bryant Markson added 14 points for the Utes, who held the Lobos far below their league-leading scoring average of 81.8 points per game. The Lobos (14-4, 1-2 Mountain West) shot just 37.3 percent from the field, compared to 62.8 percent for Utah. New Mexico played without its leading scorer, senior forward Danny Granger, who missed his second straight game following knee surgery, and lost its 24th straight road game against conference opponents. Bogut scored 18 of Utah's first 19 points, and the Utes trailed only once - for 34 seconds early in the second half. The Lobos cut a 14-point lead to eight on a pair of free throws by Kris Collins with 5:29 left, but the Utes never let them get any closer. Troy DeVries led New Mexico with 19 points, including five three-pointers.

**NEW MEXICO'S PROJECTED STARTERS**

Pos. #	Name	Ht.	Wt.	Yr.	PPG	RPG
F 13	David Chiotti	6-8	240	Jr.	10.5	5.9
F 21	Alfred Neale	6-5	200	Sr.	9.2	4.5
G 2	Troy DeVries	6-3	190	Sr.	11.7	1.9
G 3	Kris Collins	6-2	195	Jr.	8.1	2.1
G 5	Mark Walters	6-2	220	Jr.	10.3	3.7

**SERIES NOTES**

This will be the 115th game in the series that started in the 1949-50 season. The Cougars lead the series 66-48. BYU had a four-game winning streak in the series halted with UNM's controversial 65-63 win at The Pit last year before getting the 88-71 home win. BYU swept the season series in 2003 and defeated the Lobos in the opening round of the 2003 MWC Tournament. BYU has won nine of the last 11 games in the series after New Mexico had won eight of the prior nine contests. BYU has won four straight over UNM in the Marriott Center. New Mexico's last win in Provo was a 78-74 win in 2000, which was BYU's last loss in the Marriott Center prior to starting its 44-game nation-leading homecourt victory string that was ended in 2003 by Utah. BYU coach Steve Cleveland is 10-7 vs. the Lobos.



**LAST YEAR'S BOX SCORE - IN PROVO**

02/21/04 7:07 PM at Brigham Young University  
VISITORS: Univ. of New Mexico 13-10, 4-6

#	Player	fg		3-pt		ft		rebounds		pf	tp	a	to	blk	s	min	
		f	a	f	a	f	a	de	tot								
21	NEALE, Alfred	f	2	8	0	4	1	2	3	4	7	1	5	0	1	2	22
33	GRANGER, Danny	f	3	9	1	4	2	4	1	2	3	3	9	0	2	0	30
13	CHIOTTI, David	c	2	5	0	0	4	5	0	0	0	4	8	0	1	0	19
02	DEVRIES, Troy	g	5	12	5	9	1	2	1	1	2	1	16	2	2	0	25
11	TINDALL, Javin	g	4	7	3	6	1	3	0	3	3	2	12	4	3	0	33
00	WALTERS, Mark	0	1	0	0	0	0	0	0	3	3	5	0	2	0	0	18
01	WALTER, Kellen	1	2	1	2	0	0	0	0	0	0	0	3	0	0	0	2
05	FERRIS, Collins	2	4	2	3	2	2	1	2	3	2	8	1	3	0	0	18
20	WALL, Ryan	1	2	0	1	0	0	2	0	2	0	2	2	0	0	0	7
02	HART, Jeff	3	4	2	2	0	0	0	0	0	1	8	1	0	0	0	9
23	MILES, Lenny	0	1	0	1	0	0	1	1	1	0	0	1	0	0	1	13
25	BENSON, Justin	0	0	0	0	0	0	0	0	0	0	0	0	0	0	0	2
34	MONETTE, Mikal	0	0	0	0	0	0	0	0	0	0	0	0	0	0	0	2
TEAM								1		3		4		1		20	
Totals.....		23	56	14	32	11	18	9	19	28	20	71	13	13	1	6	200

TOTAL FG%	1st Half: 11-27 40.7%	2nd Half: 12-29 41.4%	Game: 41.1%	DEADBALL
3-Pt. FG%	1st Half: 7-15 46.7%	2nd Half: 7-17 41.2%	Game: 43.8%	REBOUNDS
F Throw %	1st Half: 7-13 53.8%	2nd Half: 4-5 80.0%	Game: 61.1%	1

HOME TEAM: Brigham Young University 17-7, 7-4

#	Player	fg		3-pt		ft		rebounds		pf	tp	a	to	blk	s	min		
		f	a	f	a	f	a	de	tot									
03	BIGELOW, Mark	f	6	8	2	4	2	4	1	5	6	2	16	4	3	0	30	
41	MEADS, Garner	f	2	2	0	0	2	2	0	1	1	3	6	1	1	1	0	8
55	ARAUJO, Rafael	c	7	13	0	2	4	6	1	7	8	2	18	1	1	3	0	27
01	HALL, Mike	g	7	11	1	1	1	4	2	3	5	2	16	0	2	0	2	36
04	LEMES, Luiz	g	3	6	3	4	3	4	0	3	3	3	12	5	2	0	1	31
00	WOODBERRY, Kevin	1	4	0	2	2	3	2	1	3	1	4	6	0	0	0	24	
02	ROSE, Mike	3	5	3	4	0	0	2	2	1	9	2	9	1	0	0	10	
05	SHOFF, Jake	1	1	0	0	2	2	0	0	0	4	4	1	1	0	0	7	
10	NASHIF, Terry	0	0	0	0	0	0	2	2	2	0	0	1	0	0	0	6	
13	AINGE, Austin	0	0	0	0	0	0	0	0	0	0	0	1	2	1	0	7	
15	DRESSER, Mike	0	0	0	0	0	0	0	0	0	0	0	0	0	0	0	3	
52	JENSEN, Jared	0	0	0	0	3	4	0	2	2	2	3	0	0	0	0	9	
TEAM								4		4		4		1		20		
Totals.....		30	50	9	17	19	29	6	30	36	21	88	20	13	5	3	200	

TOTAL FG%	1st Half: 15-28 53.6%	2nd Half: 15-22 68.2%	Game: 60.0%	DEADBALL
3-Pt. FG%	1st Half: 5-10 50.0%	2nd Half: 4-7 57.1%	Game: 52.9%	REBOUNDS
F Throw %	1st Half: 6-10 60.0%	2nd Half: 13-19 68.4%	Game: 65.5%	5

Officials: Scott Thornley, Bill Kennedy, Kelly Self  
Technical fouls: Univ. of New Mexico-None, Brigham Young University-None.  
Attendance: 18367 - Attendance is season high to date.  
Score by Periods: 1st 2nd Total  
Univ. of New Mexico 36 35 71  
Brigham Young University 41 47 88

Points in the paint-NM 17, BY 32. Points off turnovers-NM 17, BY 19.  
2nd chance points-NM 6, BY 3. Fast break points-NM 7, BY 9.  
Bench points-NM 21, BY 20. Score tied-3 times. Lead changes-5 times.

**LAST YEAR'S BOX SCORE - AT NEW MEXICO**

1/26/04 7:07 p.m. at Bob King Court -- Albuquerque, N.M.  
VISITORS: BYU 12-6, 2-3

#	Player	fg		3-pt		ft		rebounds		pf	tp	a	to	blk	s	min		
		f	a	f	a	f	a	de	tot									
03	BIGELOW, Mark	f	2	9	1	4	2	2	3	6	9	5	7	3	0	1	32	
41	MEADS, Garner	f	2	3	0	0	0	0	0	0	0	5	4	1	1	0	0	22
55	ARAUJO, Rafael	c	9	19	0	2	3	4	2	9	11	3	21	0	5	1	1	36
01	HALL, Mike	g	7	13	2	3	5	8	1	1	2	2	21	3	0	0	38	
04	LEMES, Luiz	g	0	4	0	2	2	0	6	6	0	2	4	2	0	1	34	
00	WOODBERRY, Kevin	3	3	2	2	0	0	1	1	2	1	8	0	0	1	0	24	
02	ROSE, Mike	0	0	0	0	0	0	0	0	0	0	1	0	1	0	0	3	
05	SHOFF, Jake	0	0	0	0	0	1	0	2	2	2	0	0	0	1	0	4	
10	NASHIF, Terry	0	1	0	0	0	0	0	0	0	0	0	0	0	0	0	7	
TEAM								2		1		3		2		40		
Totals.....		23	52	5	13	12	17	9	26	35	19	63	12	9	2	4	200	

TOTAL FG%	1st Half: 12-31 38.7%	2nd Half: 11-21 52.4%	Game: 44.2%	DEADBALL
3-Pt. FG%	1st Half: 4-10 40.0%	2nd Half: 1-3 33.3%	Game: 38.5%	REBOUNDS
F Throw %	1st Half: 4-6 66.7%	2nd Half: 8-11 72.7%	Game: 70.6%	2

HOME TEAM: New Mexico 11-6, 2-2

#	Player	fg		3-pt		ft		rebounds		pf	tp	a	to	blk	s	min		
		f	a	f	a	f	a	de	tot									
13	CHIOTTI, David	f	3	10	0	3	5	0	5	5	4	9	2	0	0	1	37	
21	NEALE, Alfred	f	1	4	0	2	0	0	0	5	5	4	2	1	2	1	28	
33	GRANGER, Danny	f	7	12	0	2	13	16	3	5	8	3	27	3	1	6	0	37
00	WALTERS, Mark	g	2	4	1	3	0	0	0	0	0	3	5	0	1	0	22	
02	DEVRIES, Troy	g	5	9	3	6	1	4	0	3	3	0	14	3	3	0	1	34
11	TINDALL, Javin	2	6	2	4	2	2	1	1	2	0	8	1	0	0	0	23	
12	ASHCRAFT, Ryan	0	2	0	2	0	0	0	0	0	1	0	1	0	0	0	9	
22	HART, Jeff	0	0	0	0	0	0	0	0	0	0	0	0	0	0	0	0+	
23	MILES, Lenny	0	0	0	0	0	0	0	0	0	1	0	0	0	0	0	6	
25	BENSON, Justin	0	0	0	0	0	0	1	1	1	0	0	1	0	0	0	4	
TEAM								1		3		4		1		20		
Totals.....		20	47	6	19	19	27	5	23	28	17	65	11	9	7	4	200	

TOTAL FG%	1st Half: 10-26 38.5%	2nd Half: 10-21 47.6%	Game: 42.6%	DEADBALL
3-Pt. FG%	1st Half: 2-10 20.0%	2nd Half: 4-9 44.4%	Game: 31.6%	REBOUNDS
F Throw %	1st Half: 11-11 100%	2nd Half: 8-16 50.0%	Game: 70.4%	4

Score by Periods: 1st 2nd Total  
BYU 32 31 63  
New Mexico 33 32 65

**LAST YEAR IN PROVO - HOT-SHOOTING COUGARS DOWN LOBOS**

PROVO, Utah (Feb. 21, 2004) - Rafael Araujo led four Cougars scoring in double figures with 18 points while grabbing eight rebounds as the Cougars defeated New Mexico 88-71 Saturday night in front of 18,367 screaming fans at the Marriott Center. The Lobos used an early 9-0 run to jump out to a seven-point lead before the Cougars outscored New Mexico 22-3 to give BYU the lead for good at 32-23. New Mexico would pull within two points just before the half before Luiz Lemes buried a three to put BYU up by five at the half. The Cougars shot well in the first half, hitting 53.6 percent of their shots, including 50 percent from behind the arc. BYU didn't cool off in the second half, opening the half on a 13-2 run to put the game out of reach. Senior forward Mark Bigelow helped ignite the Cougar run, scoring nine of his 16 points during the run. The Cougars finished the game shooting a red-hot 60 percent from the floor and a season-high 52.3 from three-point land. Fan-favorite Mike Rose entered the game in the second half and promptly hit three of his four attempts from three-point range for nine points. The Lobos and Cougars tied a Marriott Center record set last year by the same two teams with a combined 23 three-pointers. The Lobos went 14-of-32 (.438) while BYU finished 9-of-17 from long range. BYU also had an excellent game on the defensive end of the floor, holding the Lobos to just 41.1 percent from the floor. Mike Hall frustrated New Mexico's Danny Granger, who lit up the Cougars for 27 points in their previous meeting, holding him nearly 12 points below his average with just nine points. Besides his excellent defense, Hall poured in 16 points and grabbed five rebounds. Lemes was BYU's fourth player to score in double figures, finishing with 12 points. Troy DeVries led the Lobos with 16 points on the strength of 5-of-9 three-point shooting. Javin Tindall contributed 12 points, including three treys. With the victory, the Cougars improve to 7-4 in conference (17-7 overall), while the Lobos fall to 4-6 in conference (13-10 overall).

**WHAT COACH CLEVELAND HAD TO SAY AFTER THE GAME IN PROVO LAST YEAR**

"Certainly, offensively I felt like we got the touches I wanted and we shot well. We had good movement. I thought Mike Hall played extremely well. Guarding Granger is not easy and he responded really well. It was a solid win. It was exactly what we needed. We had a lot of guys step up and play well."

**LAST YEAR AT UNM - COUGARS LOSE WILD ONE AT THE PIT**

ALBUQUERQUE, N.M. (Jan. 26, 2004) - In five seconds of playing time, the Cougars (12-6, 2-2) went from the highest of highs to the lowest of lows Monday night, losing a tight contest at New Mexico (11-6, 2-2), 65-63. In an incredible finish, BYU guard Kevin Woodberry tipped in a Cougar miss to tie the game with 3.8 seconds left. A technical foul was then called on the Cougars as Mark Bigelow came onto the court from the bench to celebrate the shot, sending the Lobos' Troy DeVries to the line for two free shots [later scrutiny on video tape showed a whistle was blown after the Woodberry bucket, which prompted Bigelow onto the court; however, at the time the officials did not acknowledge the whistle and consequently Bigelow was called for the technical foul. An MWC official was later suspended because of the incident]. Amazingly, DeVries missed both attempts, leaving the game tied with 3.8 seconds still on the clock. But a well-placed Lobo inbounds pass sailed over the out-stretched hands of Rafael Araujo and into the hands of New Mexico's Danny Granger, who scored the game-winning lay-up. Without any timeouts, BYU launched an unsuccessful desperation shot from the Cougar backcourt as time expired. Cleveland has every reason to respect his team's effort. The Cougars outrebounded the Lobos 35-28 and outshot them, going 23-52 (.442) from the field. Turnovers, which have plagued the Cougars during the season, were actually even, with each team losing the ball just nine times. Against a New Mexico team that blew out Utah by 16 points just two days before, BYU kept the score tight, with 14 ties and 18 lead changes. Rafael Araujo continued his dominance, scoring 21 points and grabbing 11 rebounds to pick up his 11th double-double of the season. Mike Hall also came up big for the Cougars, scoring 21 points, his second-largest scoring output of the season. No other Cougars scored in double figures. Kevin Woodberry came off the bench for eight points, including two big three-point shots in the first half and the game-tying shot with 3.8 seconds left. Mark Bigelow set a new season-high in rebounds as he pulled down nine boards. New Mexico's Granger, a 6-8 forward, led all scorers with 27 points. Hall and Araujo started BYU off right by scoring 15 of the Cougars' first 18 points. BYU went into the locker room down just one point, 33-32, but missed two scoring opportunities at the line by failing to convert front-ends. Araujo scored 10 in the first half and Hall had nine points.

**WHAT BYU COACH STEVE CLEVELAND HAD TO SAY AFTER THE GAME AT UNM LAST YEAR ...**

"It was a difficult game to lose, one in which I thought we played very well and put ourselves in a position to win. I'm disappointed in losing, but I'm not disappointed in this basketball team. Almost everything that we wanted to do and that we challenged our team to do happened."



2004-05 BYU NUMERICAL ROSTER

NO.	NAME	POS.	HT.	WT	YR.	HOMETOWN (PREVIOUS SCHOOL)
1	Mike Hall	G/F	6-3	205	Sr.	TR-1L San Bernardino, CA / Dixie State College
2	Mike Rose	G	6-2	185	So.	1L Houston, TX / Spring Woods HS
3	Keena Young	F	6-6	205	So.	TR Beaumont, TX / South Plains College
4	Joshua Burgess	F	6-8	230	Jr.	TR-RS Irvine, CA / Irvine Valley College
5	Joshua Reisman	G	6-1	180	Jr.	TR Mount Vernon, Wash. / San Jose City College
10	Terry Nashif	G	5-10	165	Sr.	3L Vancouver, WA / Evergreen HS
12	Brock Reichner	G	6-4	205	Jr.	TR Provo, UT / Salt Lake Community College
13	Austin Ainge	G	6-2	180	So.	RS-1L Gilbert, AZ / Highland HS
20	Sam Burgess	G	6-3	190	So.	TR Alpine, UT / Snow College
23	Jimmy Balderson	G	6-6	200	So.	1L Magrath, Alberta / Magrath HS
34	David Burgess	C	6-10	265	Fr.	HS Irvine, CA / Woodbridge HS
41	Garner Meads	F	6-8	225	So.	RS-1L Salt Lake City, UT / Brighton HS
43	Derek Dawes	C	6-11	275	So.	1L-RS Salt Lake City, UT / Cottonwood HS
44	Trent Plaisted	F	6-11	220	Fr.	HS San Antonio, TX / Clark HS
52	Jared Jensen	F/C	6-9	250	Sr.	3L West Haven, UT / Fremont HS
54	Chris Miles	F	6-11	235	Fr.	HS Provo, UT / Timpview HS

Head Coach: Steve Cleveland , UC Irvine, 1976  
 Associate Head Coach: Dave Rose, Houston, 1983  
 Assistant Coaches: Andy Toolson, BYU, 1990; John Wardenburg, BYU, 1986  
 Director of Basketball Operations: Walter Roese, BYU-Hawaii, 1994  
 Team Trainer: Robert Ramos, BYU, 1995

PRONUNCIATION GUIDE

**TERRY NASHIF**  
 NASH-if

**TRENT PLAISTED**  
 PLAY-sted

**BROCK REICHNER**  
 RICH-ner

**KEENA YOUNG**  
 KEY-nah

**WALTER ROESE**  
 row-EESE

**ROBERT RAMOS**  
 RAY-mus

SEASON / CAREER HIGHS

#	PLAYER	POINTS	REBOUNDS	ASSISTS
1	HALL, Mike <i>Career:</i>	23 vs. California, at Weber State <i>same</i>	9 vs. Boise State <i>same</i>	5 vs. Chaminade, vs. Boise State <i>same</i>
2	ROSE, Michael <i>Career:</i>	26 vs. Santa Clara <i>same (also vs. Southern Utah (2003))</i>	6 vs. San Diego State <i>same</i>	5 vs. Santa Clara <i>6 vs. Southern Utah (2003)</i>
3	YOUNG, Keena <i>Career:</i>	14 (three times) last vs. Air Force <i>same</i>	11 vs. Air Force <i>same</i>	4 at Weber State <i>same</i>
4	BURGESS, Joshua <i>Career:</i>	3 vs. MSU-Billings <i>same</i>	1 vs. Southern Utah <i>same</i>	1 vs. Southern Utah <i>same</i>
10	NASHIF, Terry <i>Career:</i>	10 vs. MSU-Billings <i>11 at San Diego State (2003)</i>	8 vs. California <i>same</i>	10 at USC <i>same</i>
12	REICHNER, Brock <i>Career:</i>	3 vs. Southern Utah <i>same</i>	2 vs. MSU-Billings <i>same</i>	1 vs. Southern Utah <i>same</i>
13	AINGE, Austin <i>Career:</i>	25 at Colorado State <i>same</i>	7 vs. Santa Clara <i>same</i>	8 vs. NC State, vs. MSU-Billings <i>same</i>
20	BURGESS, Sam <i>Career:</i>	8 vs. Chaminade <i>same</i>	3 vs. Chaminade, vs. MSU-Billings <i>same</i>	4 vs. MSU-Billings <i>same</i>
23	BALDERSON, Jimmy <i>Career:</i>	22 at USC <i>same</i>	4 at Wyoming <i>7 vs. vs. Fort Lewis (2002)</i>	4 at USC <i>same</i>
41	MEADS, Garner <i>Career:</i>	10 at USC, at Weber State <i>19 vs. San Diego State (2004)</i>	11 vs. MSU-Billings <i>same</i>	2 vs. Boise State, vs. Washington State <i>same</i>
43	DAWES, Derek <i>Career:</i>	11 at Wyoming <i>same</i>	10 vs. Stanford <i>same</i>	1 (five times) last vs. Santa Clara <i>2 vs. Wyoming (2/15/01)</i>
44	PLAISTED, Trent <i>Career:</i>	2 vs. North Carolina <i>same</i>	4 vs. Stanford <i>same</i>	1 vs. North Carolina <i>same</i>
52	JENSEN, Jared <i>Career:</i>	23 vs. Santa Clara <i>same</i>	10 at Colorado State <i>same (4 times - last at CSU 1-15-05)</i>	3 at Weber State <i>same (also at San Diego State)</i>
54	MILES, Chris <i>Career:</i>	12 vs Santa Clara <i>same</i>	7 at Colorado State <i>same</i>	3 vs. Southern Utah, vs. Santa Clara <i>same</i>



**BYU MARGIN OF VICTORY/DEFEAT**

WINS	LOSSES
1 point	
2 points	1
3 points	3
4 points	
5 points	1
6 points	
7 points	1
8 points	
9 points	1
10 points	
11 points	1
12 points	1
13 points	2
14 points	1
15 points	
16-19 points	1 (18)
20-24 points	1 (21)
25-29 points	1 (25)
30-plus points	1 (40)

**CURRENT BYU WIN/LOSS STREAKS ...**

At home	0-1
On the road	0-3
On a neutral floor	0-1
At home vs. Nonconference	3-0
At home vs. MWC	0-2
On the road vs. Nonconference	0-2
On the road vs. MWC	0-2
On a neutral floor vs. Nonconference	0-1
On a neutral floor vs. MWC	0-1
at regular season tournament	1-0
at MWC Tournament	0-1
at NCAA Tournament	0-5
at NIT	0-1

**BYU'S 2004-05 RECORD WHEN ...**

At home	4-5
On the road	1-5
On a neutral floor	1-3
On Television	1-11
On CBS	0-0
On ESPN	0-1
On ESPN2	0-1
On ESPN+Plus	0-1
On ABC	0-1
On SportsWest	0-3
On other local broadcast TV	1-4
On Monday	0-2
On Tuesday	2-3
On Wednesday	2-1
On Thursday	1-0
On Friday	1-0
On Saturday	0-7
Coming off a win	2-4
Coming off a loss	4-8
Had two or more days between last game	4-11
Had only one day between last game	1-1
Playing the next day after a game	1-1
BYU scores 100 or more points	1-0
BYU scores between 90-99 points	1-0
BYU scores between 80-89 points	1-1
BYU scores between 70-79 points	3-1
BYU scores between 60-69 points	0-4
BYU scores below 60 points	0-7
Opponent scores 90 or more points	0-0
Opponent scores between 80-89 points	0-4
Opponent scores between 70-79 points	4-3
Opponent scores between 60-69 points	1-2
Opponent scores between 50-59 points	2-2
Opponent scores below 50 points	0-1
BYU leads at half	5-2
Opponent leads at half	0-9
Score tied at half	1-2
BYU leads with 5 minutes left	6-1
Opponent leads with 5 min. left	0-11
Score tied with 5 minutes left	0-1
BYU leads with 1 minute left	6-1
Opponent leads with 1 min. left	0-12
Score tied with 1 minute left	0-0
Game goes into overtime	0-0
BYU shoots 50 % or better	4-0
Opponent shoots 50 % or better	0-2
BYU outshoots opponent	6-1
Opponent outshoots BYU	0-12
BYU outrebounds opponent	4-5
Opponent outrebounds BYU	2-8
BYU and opponent tie in rebounds	0-0
vs. top-25 ranked opponent	0-2
vs. 2004 conference champions	0-4
vs. 2004 postseason teams	1-7

**BYU's LAST OUTING - AIR FORCE STRIKES DOWN COUGARS**

PROVO, Ut. (Jan. 22, 2005) – Marriott Center magic is slowly disappearing for the Cougars as BYU fell to the Air Force Falcons, 52-49, Saturday afternoon. Keena Young played big for the Cougars, posting his first double-double of the season, tying his career-high with 14 points and grabbing a new career-high 11 rebounds. "I couldn't be prouder of our effort," BYU head coach Steve Cleveland said. "But I'm disappointed that we lost." The Falcons jumped on the Cougars early in the first half, scoring the first 10 points of the game. Slowly the Cougars crawled their way back into the game, connecting on an 11-0 run of their own to take their first lead of the half 21-20. During that time, BYU held the Falcons scoreless for eight and half minutes. In the last few minutes of the half, late turnovers by BYU allowed the Falcons to regain a quick lead until Young, who led the Cougars in scoring at the half, scored on a tip-in with one second remaining to tie the game 29-29 at halftime. In the second half, both teams battled back and forth as neither team could pull away with a comfortable lead. The Cougars' largest lead of the half came at the 10 minute mark, with BYU on top by four, 43-39. Late in the second half, Jimmy Balderson delivered a two-point basket to bring the Cougars within one, 49-50. The next play down the floor, the Falcons missed a shot within the key and BYU's Young grabbed the rebound but the ball was stripped, leading to a Cougar foul. With 11 seconds left in the game, Air Force's Matt McCraw hit two clutch free throws to take a three point advantage. A desperation 3-pointer by Austin Ainge was not enough to secure the win. The Cougars' second-leading scorer was senior Mike Hall, who finished the game with 13 points. Sophomore Ainge contributed an overall effort with five points, six assists and six rebounds. BYU finished the game shooting 47.6 percent from the field, 40 percent from the arc and an uncharacteristic 37.5 percent shooting from the charity stripe. "There's no time to feel sorry for ourselves," Cleveland said. "And there's no time to get distracted. We have to come back and find a way to beat New Mexico."

**BYU STARTING LINEUPS**

Opponent	(1)	(2)	(3)	(4)	(5)
v. North Carolina	Nashif	Rose	Hall	Meads	Jensen
v. Stanford	Nashif	Rose	Hall	Meads	Jensen
v. Chaminade	Nashif	Rose	Hall	Young	Jensen
California	Nashif	S. Burgess	Hall	Young	Jensen
at Utah State	Nashif	Hall	Young	Meads	Jensen
at USC	Ainge	Hall	Young	Meads	Jensen
Boise State	Nashif	Hall	Balderson	Meads	Jensen
v. Washington St	Nashif	Hall	Balderson	Meads	Jensen
Utah State	Ainge	Hall	Balderson	Meads	Dawes
NC State	Ainge	Hall	Young	Miles	Jensen
at Weber State	Ainge	Hall	Young	Jensen	Dawes
Southern Utah	Ainge	Rose	Hall	Young	Jensen
Santa Clara	Ainge	Hall	Young	Jensen	Dawes
at Saint Mary's	Ainge	Hall	Young	Jensen	Dawes
San Diego State	Ainge	Rose	Hall	Miles	Jensen
MSU-Billings	Ainge	Rose	Hall	Meads	Jensen
at Colorado State	Ainge	Rose	Hall	Miles	Jensen
at Wyoming	Ainge	Hall	Balderson	Miles	Jensen
Air Force	Ainge	Hall	Balderson	Meads	Jensen

**STARTING LINEUP RECORDS (14 different lineups)**

RECORD	(1)	(2)	(3)	(4)	(5)
0-2	Nashif	Rose	Hall	Meads	Jensen
1-0	Nashif	Rose	Hall	Young	Jensen
0-1	Nashif	S. Burgess	Hall	Young	Jensen
0-1	Nashif	Hall	Young	Meads	Jensen
0-1	Ainge	Hall	Young	Meads	Jensen
1-1	Nashif	Hall	Balderson	Meads	Jensen
0-1	Ainge	Hall	Balderson	Meads	Dawes
0-1	Ainge	Hall	Young	Miles	Jensen
2-1	Ainge	Hall	Young	Jensen	Dawes
1-0	Ainge	Rose	Hall	Young	Jensen
0-2	Ainge	Rose	Hall	Miles	Jensen
1-0	Ainge	Rose	Hall	Meads	Jensen
0-1	Ainge	Hall	Balderson	Miles	Jensen
0-1	Ainge	Hall	Balderson	Meads	Jensen

**2004-05 RECORD WHEN ...**

Mike Hall starts	6-13 (19 starts)
Jared Jensen starts	6-12 (18 starts)
Austin Ainge starts	4-8 (12 starts)
Keena Young starts	4-5 (9 starts)
Garner Meads starts	2-7 (9 starts)
Terry Nashif starts	2-5 (7 starts)
Mike Rose starts	3-4 (7 starts)
Derek Dawes starts	2-2 (4 starts)
Jimmy Balderson starts	1-4 (5 starts)
Chris Miles starts	0-4 (4 starts)
Sam Burgess starts	0-1 (1 start)





**2004-05 MWC STANDINGS**

Team	MWC	Overall
Utah	4 0	16 3
Air Force	3 0	12 6
San Diego State	2 1	8 8
New Mexico	1 2	14 4
Colorado State	1 3	9 8
Wyoming	2 2	10 7
UNLV	1 2	8 7
BYU	0 4	6 13

**UPCOMING SCHEDULE:**

January 24 (Monday)

- \*AIR FORCE at UTAH, 7 p.m.
- \*NEW MEXICO at BYU, 8 p.m. SW
- \*COLORADO STATE at SAN DIEGO ST., 9 p.m. ESPN
- \*WYOMING at UNLV, 7 p.m. SW

January 29 (Saturday)

- \*SAN DIEGO STATE at AIR FORCE, 4 p.m. Ch.4-SD
- \*COLORADO STATE at WYOMING, 1 p.m. ESPN+Plus
- \*UNLV at NEW MEXICO, 7 p.m. SW

**INJURY ISSUES**

BYU has suffered through several different injury issues this year. Sophomore forward Garner Meads has missed five games overall this year due to injury (three games foot, two games ankle). Tests proved negative for a stress fracture in his foot and he was able to return to action vs. San Diego State. Meads had already missed two games (ankle) earlier this season. Sophomore center Derek Dawes has played with a broken thumb and missed most of the three games prior to Wyoming due to a shoulder injury. Freshman center David Burgess had ankle surgery in January and will be out for the season, and freshman forward Trent Plaisted is out indefinitely (knee). Both made limited appearances early in the seasons. Junior transfer Josh Reisman, a 6-1 guard who played in only one game for five minutes, had a second surgery to repair the broken nose he suffered during the summer and won't return. Senior F/C Jared Jensen did not start and played limited minutes vs. Utah State due to food poisoning and junior forward Joshua Burgess has been slowed by back problems. Freshman F/C Chris Miles is the only Cougar post player not to have his play limited during the regular season due to illness or injury.

**BYU BASKETBALL ON KSL NEWSRADIO 1160**

The "Voice of the Cougars" is KSL Newsradio 1160's Greg Wrubell. He is in his ninth season as the play-by-play voice of BYU basketball. Wrubell, also the voice of BYU football, is joined by color analyst Mark Durrant, a four-year BYU basketball letterman who graduated in 1995 as a three-time Academic All-WAC forward, or Brian Santiago, who was the WAC assist and three-point percentage leader at Fresno State. Durrant has been part of the KSL broadcast team for eight years while Santiago is in his fourth year providing analysis for select games. Stations on the Cougar Sports Network include:

- Salt Lake City, Utah (Flagship) KSL 1160 AM
  - St. George, Utah KDXU 890 AM
  - Manti/Delta, Utah KMGR 95.7 FM
  - Idaho Falls, Idaho KSSL 1260 AM
- Also, listen online at KSL.com

**BYU COACHES ON KSL EACH WEEK ...**  
 Coaches Corner with Steve Cleveland  
 The Steve Cleveland Show  
 Cougar Hoops Weekly with Dave Rose



"Voice of the Cougars"  
Greg Wrubell

Wednesdays at 8:45 a.m.  
 Wednesdays 6-7 p.m.  
 Thursdays 6-7 p.m.

**FREE THROW RECORDS SET THIS SEASON**

The Cougars set a school record by making 33 consecutive free throws until finally misfiring against San Diego State. BYU set a single-game record to start the streak by making 24 straight free throws against Santa Clara on Dec. 31. The 33 straight free throws spanned three games. No. 1 in the MWC, BYU is ranked No. 18 nationally in updated free-throw percentage statistical leaders after Saturday's games. [source ESPN]. BYU went only 3-for-8 at the line in its three-point loss to Air Force Saturday.

**AINGE PROVING POINT**

Point guard Austin Ainge is one of BYU's young players taking advantage of his opportunity for playing time this season. He has earned the starting position, making the last 11 starts. He scored a career-high 25 points at CSU. He had a career-high 7 rebounds vs. Santa Clara and a career-most 8 assists vs. NC State and MSU-Billings. He is now earning the majority of the point guard minutes with sophomore Sam Burgess coming off the bench to play backup point in the last two games. Overall, he is third on the team in scoring at 9.5 ppg and leads the team in assists at 3.7 apg and steals (1.4 spg).

**JENSEN MODEL OF EFFICIENCY**

Jared Jensen has made 39 of his last 60 field goal attempts (.650) and has made 26 of his last 27 free throws. On the season Jensen leads the team in both categories, shooting .574 (7th in MWC) and .875 from the line (No. 2 in MWC).

**JENSEN GOING TO THE BOARDS**

Jared Jensen's 10 rebounds at CSU tied his career high. In the first 12 games, Jensen averaged 3.2 rebounds but over the last seven games he is averaging 6.1 rebounds.

**SCORING SPREE**

BYU's 59-point second half against Santa Clara is its most points in a half under head coach Steve Cleveland. BYU also achieved its largest first-half production in the Cleveland era with 57 points in the first 20 minutes vs. Montana State-Billings. Prior to this season, the previous high for a half under Cleveland was 56 first-half points against Rice in 2002. BYU's 110 total points against MSUB is its highest point total since 1995.

**SHOOTING PERCENTAGE/WINNING PERCENTAGE**

BYU is 6-1 when outshooting its opponent and 0-12 when the opponent has the better percentage. After shooting below 40 percent in six of its first 10 games, the Cougars topped 50 percent shooting the three games (all wins - the Cougars made a season-high 60 percent from the floor and 54.5 percent on threes in its win at Weber State, shot 50 percent from the floor and 57 percent on threes (12-of-21) vs. Southern Utah and made 52 percent vs. Santa Clara) prior to shooting 41 percent at Saint Mary's. BYU then rebounded with another great shooting night against MSU-Billings, shooting 54.8 percent from the floor and a season-high 62.5 percent from three-point range. Against Air Force, BYU shot 47.6 percent.





Steve Cleveland is in his eighth year at the helm of the Cougars in 2004-05. During his tenure at BYU, Cleveland has proven to be a first-rate recruiter, an excellent coach and player developer, and above all, a winner.

Cleveland has guided BYU to five straight postseason appearances and four 20-win seasons in the last five years. Only three other BYU coaches have ever achieved more 20-win seasons. He was recognized as the Mountain West Conference's top strategist in the 2004 Street & Smith College Basketball Preview. He was honored as the MWC Coach of the Year in 2002-03,

as voted by the league's coaches and media members, after guiding BYU to a share of the MWC regular season title and a 23-9 record.

In 2003-04, Cleveland coached the Cougars to a 76-71 win over then No. 25 and 2004 Final Four team Oklahoma State in the Delta Center. The Cougars finished second in the Mountain West Conference and advanced to the NCAA Tournament before losing 80-75 to defending national champion Syracuse. In 2002-03, Cleveland's team finished 23-9 and tied for the MWC title before earning an NCAA invite. In 2001-02, Cleveland coached BYU to a win over No. 13 Stanford and advanced to the second round of the NIT despite having lost four starters and six of his top seven players from the prior season. In 2000-01, Cleveland guided BYU to its first NCAA tournament bid since 1995, its first conference regular season title since 1993 and its first conference tournament championship since 1992. While rebuilding a program that finished 1-25 before his arrival, he has posted records of 9-21, 12-16, 22-11, 24-9, 18-12, 23-9 and 21-9. The 1999-2000, 2000-2001 and 2002-03 seasons all rank among the school's best years ever in terms of wins. In fact, since BYU's first season in 1903, only five BYU teams have ever recorded more wins than the 24-9 team in 2000-01.

Cleveland has brought the magic of the Marriott Center back in Provo. BYU averaged 15,300 fans in 2003-04, including the largest crowd (22,718) since 1992, to rank 11th nationally. BYU had the nation's largest percentage increase in attendance in 2003. The Cougars owned the nation's longest homecourt victory streak for much of the 2002 and 2003 seasons until it finally ended at 44 games. BYU has won 62 of its last 63 games at home, including unbeaten seasons in 2001, 2002 and 2004.

Cleveland's teams have traditionally been prepared to play their best at the end of the season. BYU ended the 2003-04 season on a nine-game winning streak through February and March until losing in the MWC semifinal game, earning its third NCAA bid in the last four years. BYU has been to the post-season five straight years. In 2001-02 BYU won in the first round of the NIT before losing at eventual NIT champion Memphis. In 2000-01, BYU won five straight games on the road to secure a share of the MWC regular season title and earn the automatic NCAA bid by claiming the MWC Tournament in Las Vegas. The Cougars won six of their last eight games the prior season, including two MWC tournament wins and two NIT victories. In Cleveland's first year, BYU completed a rare sweep of No. 15 New Mexico and UTEP on the road to earn a WAC tournament berth. The road sweep of New Mexico and UTEP was the first for BYU since 1990-91 and the 83-62 upset of nationally ranked New Mexico in the Pit ended the Lobos' 41-game home winning streak. In Cleveland's second season the Cougars had a blowout win over UTEP before a 90-74 conference tournament upset victory over TCU to achieve BYU's first conference tournament win since 1994.

Cleveland's teams have advanced to the finals of the MWC tournament in two of the five seasons the event has been played, winning the title in 2001.

As a recruiter, Cleveland has made a similar impact on BYU's program. Cleveland's recruits have proven they are not only committed to Cleveland's vision but also are the kind of players to help make that vision a reality in Provo. Cleveland and his staff have been able to attract top talent and develop them into better players.

Cleveland's recruits have been honored with a string of conference newcomer or major awards in their first seasons at BYU. Eight players have been honored in Cleveland's seven years as the Cougar coach, including five who have been singled out as either the conference newcomer or freshman of the year. The last two years Rafael Araujo was named the Newcomer of the Year by the conference media members in a poll conducted by the Las Vegas Review-Journal (the MWC no longer has such an award) and Mike Hall was named MWC Defensive Player of the Year. Listed below is the list of award winners in their first season at BYU.

- Mike Hall (2003-2004 Defensive Player of the Year; All-MWC Third Team)
- Rafael Araujo (2002-2003 Newcomer of the Year by MWC media poll)
- Jared Jensen (2001-2002 MWC Co-Freshman of the Year)
- Trent Whiting (2000-2001 MWC Newcomer Team, 2nd Team All-MWC)
- Terrell Lyday (1999-2000 MWC Newcomer of the Year; All-Tournament Team)
- Mark Bigelow (1998-99 WAC Freshman of the Year; Newcomer Team, 2nd Team All-WAC)
- Mekeli Wesley (1997-98 WAC Newcomer Team)
- Ron Selleaze (1997-98 WAC Newcomer of the Year; Newcomer Team, 2nd Team All-WAC)

In October 2001, Cleveland signed a multi-year contract extension with BYU. Before taking the helm with the Cougars on March 11, 1997, Cleveland compiled a 157-77 record at Fresno City College in Fresno, Calif. Cleveland was named coach of the year two times while at FCC and led the Rams to post-season playoffs in each of his seven seasons in Fresno. Cleveland coached 10 years at Fresno's Clovis West High School, compiling a 180-70 record.

**PLAYING CAREER**

Cleveland played college basketball at UC Irvine and was the Anteaters' MVP and leading scorer his senior season in 1975-76. Prior to attending UC Irvine, Cleveland was Fresno City College's Most Outstanding Player in 1973-74. Cleveland received a B.A. degree in social science from UC Irvine in 1976, and received a Master's in education administration from Fresno Pacific in 1979.

**PERSONAL**

Cleveland, 52, was born in the Los Angeles area and spent most of his life in Fresno, Calif. He served a full-time mission for the Church of Jesus Christ of Latter-day Saints to England from 1971-73. Cleveland was the first head basketball or football coach at BYU to have served a church mission. Cleveland and his wife Kip have three children: sons Casey and Skyler and daughter Katie.

**CLEVELAND'S BYU LEDGER**

BRIGHAM YOUNG UNIVERSITY						
Year	W	L	Pct.	Conference	Conf. Tourney	NCAA/NIT
2004-2005	6	13	.316	0-4		
2003-2004	21	9	.700	10-4 (2nd MWC)	1-1	0-1 NCAA
2002-2003	23	9	.719	11-3 (T-1st MWC)	1-1	0-1 NCAA
2001-2002	18	12	.600	7-7 (T-4th MWC)	0-1	1-1 NIT
2000-2001	24	9	.727	10-4 (T-1st MWC)	3-0	0-1 NCAA
1999-2000	22	11	.667	7-7 (sixth MWC)	2-1	2-1 NIT
1998-1999	12	16	.429	6-8 (fifth WAC)	1-1	
1997-1998	9	21	.300	4-10 (sixth WAC)	0-1	
<b>Totals</b>	<b>135</b>	<b>100</b>	<b>.574</b>	<b>55-47 (.539)</b>	<b>8-6 (.571)</b>	<b>3-5 (.375)</b>





**MIKE HALL**  
 6-3 • 205 • senior • guard  
 San Bernardino, Calif.

**HALL LATELY:** Leads the Cougars in scoring at 13.6 ppg ... Has scored in double figures in 16 games, including the last 10 straight games ... Posted a career-high three blocks while scoring 13 points against Air Force, with 3 treys, his first game with more than 2 treys since a career-best 5 treys at Weber State on Dec. 23 ... Led the Cougars with 16 points against Wyoming, including a dunk off of one of his two steals ... Scored 11 points at CSU, all in the second half ... Scored 14 points on 6-10 shooting against MSU-Billings... Led the Cougars with 16 points vs. San Diego State while going a perfect 8-for-8 from the line ... Scored team-high 12 points at Saint Mary's ... He was 5-of-7 vs. Southern Utah while scoring 12 points ... Equalled his career-high with 23 points at Weber State, making a career-best 5 threes (5-7) and 9 field goals (9-12) ... Hall led BYU with 18 points vs. NC State ... Scored a team-leading 21 points on 58 percent (7-12) shooting while pulling down a career-high nine rebounds against Boise State ... Contributed 13 points at USC, including three buckets from behind the arc ... Recorded a team-high 19 points at

Utah State, including 3-6 (.500) from behind the three-point line ... Achieved career-high 23 points vs. California, scoring the team's final 12 points ... Was out with an injured ankle the week leading up to the season opener ... Averaged 10.3 ppg at the Maui Invitational but lacked usual explosiveness while recovering from injury ... Dished out career-high 5 assists vs. Chaminade.

**NOTING HALL:** A 6-foot-3 guard from San Bernardino, Calif., Hall is an MWC Player of the Year candidate as a senior ... He earned MWC Defensive Player of the Year honors and All-MWC Third Team last year ... He is BYU's top returning scorer with the departure of NBA lottery pick Rafael Araujo and four-year starter Mark Bigelow ... Hall joined BYU as a junior from Dixie State College, where he was a first-team NJCAA All-American and Scenic West Athletic Conference and NJCAA Region 18 Player of the Year ... Hall began his college career at Pepperdine University in 2000-2001, playing 18 games for Jan van Breda Kolff in his final season coaching the Waves ... Last year filled the position vacated by graduated All-MWC guard Travis Hansen, who was selected by the Atlanta Hawks in the 2003 NBA Draft ... An unselfish, team-oriented player, Hall is an aggressive, slashing offensive scorer, solid rebounder and strong defender ... Last year he had 20 double-figure scoring games, including nine of the last 11 outings ... BYU was 15-5 when he scores in double digits ... Against Syracuse in the NCAA Tournament he had 17 points on 6-of-9 shooting, including 3-of-3 treys, while equaling his season high of 4 assists ... Against the Orangemen he not only hit from long range but had two head-turning dunks, including an ally-oop from Luiz Lemes ... He led BYU with 21 points on 8-of-10 shooting vs. Utah ... His dunk over MWC Co-Player of the Year Nick Welch of Air Force was the ESPN Play of the Day ... He had 16 points vs. New Mexico while holding Danny Granger to 9 points and 3 rebounds (Granger came in averaging 21 and 9) ... He shot 50 percent or better in 17 games .. Scored career-high 22 points vs. Weber State on 8-of-12 shooting.

**PERSONAL:** Born August 1982 in San Bernardino, Calif. ... parents are Clarence and Sharon Hogue ... brother Marcus Hall ... three-year-old son named Elijah Michael ... said he chose BYU because of good coaches, perfect fit for his position, good school, great community and fan support ... said the most influential people in his sports career are his stepfather and mother ... recreation management major.

**Mike Hall – 2004-05 Game-by-Game**

Opponent	Date	GS	Min	TOTAL			3PTS			REBOUNDS			PF	FO	A	TO	Blk	Stl	Pts	Avg					
				FG	FGA	Pct	3FG	FGA	Pct	FT	FTA	Pct									Off	Def	Tot		
vs North Carolina	11-22/04	*	25	4	15	.267	2	8	.250	0	2	.000	1	3	4	4.0	4	0	0	4	1	10	10.0		
vs Stanford	11-23/04	*	33	2	8	.250	1	3	.333	2	2	1.000	2	4	6	5.0	3	0	2	1	0	1	7	8.5	
vs Chaminade	11-24/04	*	38	5	12	.417	2	5	.400	2	2	1.000	3	3	6	5.3	0	0	5	1	0	4	14	10.3	
CALIFORNIA	11/27/04	*	37	8	18	.444	3	7	.429	4	5	.800	3	1	4	5.0	1	0	2	0	0	3	23	13.5	
at Utah State	12/01/04	*	39	7	16	.438	3	6	.500	2	2	1.000	2	3	5	5.0	1	0	3	1	1	1	19	14.6	
at USC	12/04/04	*	33	5	13	.385	3	7	.429	0	1	.000	1	1	2	4.5	2	0	1	3	0	1	13	14.3	
BOISE STATE UNIVERSITY	12/08/04	*	38	7	12	.583	2	3	.667	5	6	.833	2	7	9	5.1	2	0	5	1	0	0	21	15.3	
vs Washington State University	12/11/04	*	36	1	10	.100	1	6	.167	0	0	.000	0	1	1	4.6	4	0	2	3	0	2	3	13.8	
UTAH STATE	12/18/04	*	22	1	4	.250	0	2	.000	2	2	1.000	1	3	4	4.6	0	0	1	3	0	0	4	12.7	
NORTH CAROLINA STATE	12/21/04	*	30	7	17	.412	1	5	.200	3	4	.750	0	4	4	4.5	3	0	3	0	0	3	18	13.2	
at Weber State	12-23/04	*	35	9	12	.750	5	7	.714	0	0	.000	1	1	2	4.3	2	0	4	3	0	2	23	14.1	
SOUTHERN UTAH UNIVERSITY	12/26/04	*	29	5	7	.714	1	3	.333	1	2	.500	2	2	4	4.3	1	0	3	2	0	0	12	13.9	
SANTA CLARA	12/31/04	*	37	3	7	.429	1	3	.333	3	3	1.000	0	1	1	4.0	4	0	2	3	1	2	10	13.6	
at Saint Mary's (CA)	01/04/05	*	35	5	10	.500	2	4	.500	0	0	.000	0	2	2	3.9	2	0	1	1	0	0	12	13.5	
SAN DIEGO STATE	01/08/05	*	36	3	12	.250	2	7	.286	8	8	1.000	3	6	4.0	1	0	1	4	0	0	0	16	13.7	
MONTANA STATE-BILLINGS	01/11/05	*	24	6	10	.600	0	2	.000	2	2	1.000	3	2	5	4.1	0	0	1	3	0	0	14	13.7	
at Colorado State	1-15/05	*	30	4	13	.308	1	7	.143	2	2	1.000	0	3	3	4.0	5	1	4	0	0	1	11	13.5	
at Wyoming Cowboys	1-17/05	*	34	4	12	.333	1	3	.333	7	8	.875	2	1	3	3.9	2	0	1	2	0	2	16	13.7	
AIR FORCE	01/22/05	*	38	5	10	.500	3	6	.500	0	0	.000	0	3	3	3.9	4	0	2	3	3	1	13	13.6	
Totals			19	629	91	218	.417	34	94	.362	43	51	.843	26	48	74	3.9	41	1	43	38	6	24	259	13.6
Hall vs. New Mexico (2 games, BYU record 1-1)			2	37.0	14	24	.583	3	4	.750	6	12	.500	3	4	7	3.5	4	0	3	2	0	2	37	18.5

**BYU CAREER HIGHS:**

- POINTS: 23 vs. California, at Weber St. (2005)
- FG MADE: 9 at Weber St. (2005)
- FG ATT: 18 vs. California (2005)
- FG%: .875 (7-8) vs. SUU (2004)
- 3FG MADE: 5 at Weber St. (2005)
- 3FG ATT: 8 vs. UNC (2005)
- 3FG%: 1.000 (3-3) vs. Syracuse (2004)
- FT MADE: 10 vs. UNLV (2004)
- FT ATT: 10 vs. UNLV (2004)
- FT%: 1.000 (10-10) vs. UNLV (2004)
- REB: 9 vs. Boise State (2005)
- ASSISTS: 5 vs. Chaminade (2005), vs. Boise State (2005)
- STEALS: 5 vs. SDSU (2004)
- BLOCKS: 3 vs. Air Force (2005)
- MINUTES: 41 vs. SDSU (2004)

**HALL PRIOR YEARS' STATS**

YEAR	GP	GS	MIN	AVG	FG	FGA	PCT	3FG	FGA	PCT	FT	FTA	PCT	OFF	DEF	TOT	AVG	PF	FO	A	AVG	TO	BLK	STL	PTS	AVG
2003-04	30	28	953	31.8	131	265	.494	24	69	.348	98	134	.731	48	56	104	3.5	60	1	54	1.8	58	14	42	384	12.8







**JARED JENSEN**  
 6-9 • 250 • senior • forward/center  
 West Haven, Utah

**JENSEN LATELY:** Has made 39 of his last 60 field goal attempts (.650) and has made 26 of his last 27 free throws ... On the season he leads the team in both categories, shooting .574 from the floor and .875 from the line ... Fourth on the team averaging 9.1 points per game ... BYU is 5-1 this year when he takes at least 8 shots in a game ... Played limited minutes at Air Force, grabbing three rebounds and two points ... Had 4 points and 4 rebounds at Wyoming ... One point shy of a double-double at CSU while tying career-high 10 rebounds ... Led the team with 16 points against MSU-Billings and recorded 7 rebounds ... also grabbed 7 rebounds in two prior games vs. San Diego State and at Saint Mary's ... In the first 12 games of the season, he averaged 3.2 rebounds but over the last five games he is averaging 7.2 rebounds per game ... Scored career-high 23 points, going 7-of-9 from the floor and a career-best 9-for-9 (9 FTs also tied career-most) at the line, while tying a season-high 5 rebounds vs. Santa Clara ... Totaled 16 points at Weber State while setting new career marks in field goals made (8) and attempted (11) – also tying his career-high with 3 assists ... Scored 14 points vs. NC State playing a career-high 35 minutes after scoring a combined 4 points in the previous two games ... Did

not start against Utah State due to illness (food poisoning) but played 10 minutes going 2-2 from the floor ... Recorded 13 points, going 7-8 from the free throw line, while posting five rebounds against Boise State ... Scored 12 points in 34 minutes vs. Cal ... Averaged team-leading 11.7 points at the Maui Invitational ... Led all players at the Maui Invitational with a .864 shooting percentage, going 13-of-19 from the floor in three games.

**NOTING JENSEN:** Jensen is an all-conference candidate who will play a much larger role as a senior with the departure of NBA lottery pick Rafael Araujo ... Jensen has played power forward much of the past two years with Araujo in the lineup but Jensen now has the opportunity to return to his more natural position at center ... He made 58 starts over his first three seasons ... Jensen earned All-MWC honorable mention in 2002-03 and MWC Co-Freshman of the Year honors in 2001-02 when he finished first in the Mountain West Conference with a team-leading 59.1 field goal percentage (sixth single-season best percentage in school history) ... A talented offensive player in the low-post, he can receive almost any entry pass with exceptionally soft hands ... He came to the Cougars as the most prized high school recruit from the state of Utah, earning the 2001 Deseret News Mr. Basketball Award, scoring 25.8 points and pulling down 13 rebounds per game at Fremont High School ... A smart player with a total understanding of the BYU's defensive scheme, he also finishes well when given the opportunity, shooting 58 percent from the floor over his first three seasons ... Last year Jensen appeared in 27 of 30 games, with 8 starts, and averaged 3.8 points and 2.1 rebounds while shooting .536 from the floor and .724 from the line in 12.1 minutes per game ... After missing three games – all BYU losses – due to a back sprain he suffered against Wyoming in Provo, Jensen returned and BYU went on a nine-game winning streak to finish the regular season with a second-place MWC placement ... The depth and defense he provided in the post was not always evident on a stat sheet but was demonstrated as BYU went 10-1 in MWC games with Jensen suited up and 0-3 without him ... He went 14-17 (.824) from the line in MWC games ... He missed the first game of his career at Air Force after playing in 78 straight games for BYU ... In part due to injury, he saw more limited playing time as a junior, logging more than 20 minutes in a game only three times after averaging 20 minutes or better his first two years.

**PERSONAL:** Born March 1983 in Ogden, Utah ... parents are Arnold and Ruth Jensen ... married Shaylee P. Jensen in April 2004 in the Logan Temple ... started as a young child playing basketball with his parents ... recruited by Stanford, Utah, Weber State ... construction management major.

**Jared Jensen – 2004-05 Game-by-Game**

Opponent	Date	GS	Min	FG	FGA	Pct	3FG	FGA	Pct	FT	FTA	Pct	Off	Def	Tot	Avg	PF	FO	A	TO	Blk	Stl	Pts	Avg	
vs North Carolina	11-22-04	*	26	3	4	.750	0	0	.000	2	3	.667	0	3	3	3.0	4	0	1	1	0	1	8	8.0	
vs Stanford	11-23-04	*	24	4	7	.571	0	0	.000	3	5	.600	1	1	2	2.5	2	0	0	2	0	1	11	9.5	
vs Chamaineade	11-24-04	*	25	6	8	.750	0	0	.000	4	4	1.000	4	1	5	3.3	4	0	0	3	0	0	16	11.7	
CALIFORNIA	11/27/04	*	34	4	10	.400	0	0	.000	4	5	.800	2	0	2	3.0	4	0	2	0	0	1	12	11.8	
at Utah State	12/01/04	*	32	3	6	.500	0	0	.000	2	2	1.000	0	4	4	3.2	4	0	1	0	0	2	8	11.0	
at USC	12/04/04	*	16	1	3	.333	0	0	.000	1	1	1.000	2	3	5	3.5	0	0	0	3	0	0	3	9.7	
BOISE STATE UNIVERSITY	12/08/04	*	25	3	9	.333	0	0	.000	7	8	.875	2	3	5	3.7	1	0	1	0	0	2	13	10.1	
vs Washington State University	12/11/04	*	6	0	1	.000	0	0	.000	0	0	.000	0	0	0	3.3	0	0	0	1	0	1	0	8.9	
UTAH STATE	12/18/04	*	10	2	2	1.000	0	0	.000	0	1	.000	1	0	1	3.0	1	0	0	1	0	1	4	8.3	
NORTH CAROLINA STATE	12/21/04	*	35	4	6	.667	0	0	.000	6	6	1.000	1	2	3	3.0	3	0	0	3	0	0	14	8.9	
at Weber State	12-23-04	*	27	8	11	.727	0	0	.000	0	0	.000	2	3	5	3.2	4	0	3	0	0	0	16	9.5	
SOUTHERN UTAH UNIVERSITY	12/28/04	*	20	1	2	.500	0	0	.000	0	0	.000	0	3	3	3.2	3	0	0	2	0	0	2	8.9	
SANTA CLARA	12/31/04	*	34	7	9	.778	0	0	.000	9	9	1.000	3	2	5	3.3	4	0	1	3	0	0	23	10.0	
at Saint Mary's (CA)	01/04/05	*	25	1	3	.333	0	0	.000	0	0	.000	2	5	7	3.6	3	0	1	7	1	0	2	9.4	
SAN DIEGO STATE	01/08/05	*	31	3	4	.750	0	0	.000	4	4	1.000	4	3	7	3.8	1	0	0	1	0	1	10	9.5	
MONTANA STATE-BILLINGS	01/11/05	*	17	6	9	.667	0	0	.000	4	4	1.000	3	4	7	4.0	3	0	1	0	1	0	1	16	9.9
at Colorado State	1-15-05	*	31	3	5	.600	0	0	.000	3	4	.750	3	7	10	4.4	4	0	0	1	1	1	9	9.8	
at Wyoming Cowboys	1-17-05	*	26	2	7	.286	0	0	.000	0	0	.000	2	2	4	4.3	4	0	1	1	1	0	4	9.5	
AIR FORCE	01/22/05	*	11	1	2	.500	0	0	.000	0	0	.000	1	2	3	4.3	0	0	0	0	0	0	2	9.1	
Totals			18	455	62	108	.574	0	0	.000	49	56	.875	33	48	81	4.3	49	0	11	29	4	11	173	9.1
Jensen vs. New Mexico (6 games, BYU record 5-1)			4	23.2	20	29	.690	0	0	.000	19	24	.792	8	10	18	3.0	11	0	3	3	2	1	59	9.8

**CAREER HIGHS:**

- POINTS: 23 vs. Santa Clara (2005)
- FG MADE: 8 at Weber State (2005)
- FG ATT: 11 at Weber State(2005)
- FG%: 1.000 (6-6) vs. Rice
- 3FG MADE: -
- 3FG ATT: -
- 3FG%: -
- FT MADE: 9 vs. SDSU, vs. Santa Clara(2005)
- FT ATT: 12 vs. SDSU
- FT %: 1.000 (9-9) vs. Santa Clara (2005)
- REB: 10 (4 times) last at CSU (2005)
- ASSISTS: 3 at San Diego State, at Weber St (2005)
- STEALS: 2 (7 times) last vs. Boise State (2005)
- BLOCKS: 2 (four times)
- MINUTES: 35 vs. NC State (2005)

**JENSEN PRIOR YEARS' STATS**

YEAR	GP	GS	MIN	AVG	FG	FGA	PCT	3FG	FGA	PCT	FT	FTA	PCT	OFF	DEF	TOT	AVG	PF	FO	A	TO	BLK	STL	PTS	AVG	
2001-02	30	25	599	20.0	88	149	.591	0	0	.000	82	97	.845	50	56	106	3.5	73	3	6	0.2	27	13	18	258	8.6
2002-03	32	25	693	21.7	81	141	.574	0	0	.000	77	96	.802	39	66	105	3.3	99	6	14	0.4	32	9	8	239	7.5
2003-04	27	8	328	12.1	30	56	.536	0	0	.000	42	58	.724	20	38	58	2.1	58	1	5	0.2	24	8	2	102	3.8
<b>3-Year Totals</b>	<b>89</b>	<b>58</b>	<b>1620</b>	<b>18.2</b>	<b>199</b>	<b>346</b>	<b>.575</b>	<b>0</b>	<b>0</b>	<b>.000</b>	<b>201</b>	<b>251</b>	<b>.801</b>	<b>109</b>	<b>160</b>	<b>269</b>	<b>3.0</b>	<b>230</b>	<b>10</b>	<b>25</b>	<b>0.3</b>	<b>83</b>	<b>30</b>	<b>28</b>	<b>599</b>	<b>6.8</b>





**AUSTIN AINGE**  
 6-2 • 180 • sophomore • point guard  
 Gilbert, Ariz.

**AINGE LATELY:** Started the last 11 games ... Leads the team in assists and steals and is third in scoring ... Recorded six rebounds, six assists and five points against Air Force ... Had worst shooting night of the year at Wyoming, going 0-for-8 but contributed 4 rebounds, 3 assists, 2 steals and 2 points ... Scored career-best 25 points at CSU with new personal bests of 8 FG, 14 FGA and 5 3FG (tying 93FGA) while adding a game-high 6 assists... Tied his career-high in assists with 8 against MSU-Billings along with contributing 10 points ... Logged career-most 38 minutes vs. SDSU with career-equaling 4 steals as well as 5 assists, 6 rebounds and 9 points ... Played 37 minutes vs. Santa Clara with 9 points, 7 rebounds, 7 assists and 2 steals ... His 7 rebounds was a career-high and his 7 assists was one shy of his career mark ... Made career-high 4 treys in 5 attempts vs. Southern Utah, scoring 14 points with 5 assists ... Played 34 minutes at Weber State with career-high 4 steals,

along with 9 points, 4 rebounds and 3 assists ... In 32 minutes vs. NC State he dishing out a career-high 8 assists along with 9 points and 4 rebounds ... Got his second start of the year vs Utah State and scored a career-high 21 points on 6-of-9 shooting, including 3 treys, and 6-of-8 from the line ... Scored 16 points on 58 percent (7-12) shooting in 31 minutes against Washington State ... Came off the bench to dish out 5 assists while adding 14 points and 5 rebounds against Boise State ... Made his first start and scored 7 points on 2-2 shooting, including one three-pointer, at USC ... Scored 15 points at Utah State on Dec. 1 ... Played backup point minutes at the Maui Invitational, averaging 2.7 points and 1.0 assists ... Scored 6 points vs. North Carolina, going 2-of-3 from behind the extended three-point arc ... He played more minutes in each of the first three games this season than his game-high last year of 10 minutes.

**NOTING AINGE:** Ainge has had the misfortune of being injured just prior to the start of the season the past two years ... He redshirted in 2002-03 and saw mostly limited action last year after returning ... He is a smart player and leader and a good three-point shooter ... A point guard with an excellent understanding of the game, he is the son of former BYU All-American, NBA All-Star, and Phoenix Suns head coach Danny Ainge, who is currently the executive director of basketball operations for the Boston Celtics ... Last year he missed the first nine games with an injury before making his college debut, hitting his only shot to score two points and grabbing one rebound in two minutes vs. Idaho State at the Cable Car Classic ... He saw his first extended playing time vs. CSU in Provo, logging a season-best 10 minutes, including first-half action for the first time, while scoring a season-best 6 points on 2-of-3 shooting and adding a season-high 2 assists ... also played 10 minutes at Air Force ... Appeared in eight games overall, averaging 1.3 points, 0.4 rebounds and 0.8 assists in 4.5 minutes per outing.

**PERSONAL:** Born September 1981.... parents are Danny and Michelle Ainge .... has three brothers and two sisters ... first cousin Erik Ainge is a freshman quarterback at Tennessee ... served mission for the Church of Jesus Christ of Latter-day Saints to the Dominican Republic ... married Crystal Bluth of Gilbert, Ariz., on April 26, 2003 ... international relations major.

**Austin Ainge – 2004-05 Game-by-Game**

Opponent	Date	GS	Min	TOTAL			3-PTS			REBOUNDS			Pct	Off	Def	Tot	Avg	PF	FO	A	TO	Blk	Stl	Pts	Avg
				FG	FGA	Pct	3FG	FGA	Pct	FT	FTA	Pct													
vs North Carolina	11-22-04	18	2	3	.667	2	3	.667	0	0	.000	0	1	1	1.0	1	0	1	4	0	1	6	6.0		
vs Stanford	11-23-04	12	0	1	.000	0	1	.000	0	0	.000	0	0	0	0.5	1	0	0	4	0	0	0	3.0		
vs Chamaineade	11-24-04	14	1	3	.333	0	1	.000	0	0	.000	0	4	4	1.7	3	0	2	3	0	0	2	2.7		
CALIFORNIA	11/27/04	9	0	2	.000	0	1	.000	2	2	1.000	0	1	1	1.5	0	0	0	1	0	0	2	2.5		
at Utah State	12/01/04	30	6	13	.462	3	9	.333	0	0	.000	0	2	2	1.6	1	0	3	4	0	2	15	5.0		
at USC	12/04/04	* 12	2	2	1.000	1	1	1.000	2	2	1.000	0	0	0	1.3	1	0	2	5	0	1	7	5.3		
BOISE STATE UNIVERSITY	12/08/04	25	4	8	.500	2	4	.500	4	6	.667	0	5	19	3	0	5	3	0	1	14	6.6			
vs Washington State University	12/11/04	31	7	12	.583	2	6	.333	0	0	.000	2	2	1.9	1	0	4	1	0	0	16	7.8			
UTAH STATE	12/18/04	* 30	6	9	.667	3	5	.600	6	8	.750	0	2	1.9	0	0	3	4	0	1	21	9.2			
NORTH CAROLINA STATE	12/21/04	* 32	3	10	.300	1	3	.333	2	2	1.000	0	4	4	2.1	4	0	8	6	0	1	9	9.2		
at Weber State	12-23-04	* 34	4	9	.444	1	3	.333	0	0	.000	1	3	4	2.3	2	0	3	1	0	4	9	9.2		
SOUTHERN UTAH UNIVERSITY	12/28/04	* 31	5	9	.556	4	5	.800	0	0	.000	3	3	2.3	1	0	5	2	0	3	14	9.6			
SANTA CLARA	12/31/04	* 37	2	8	.250	1	5	.200	4	4	1.000	0	7	7	2.7	1	0	7	5	0	2	9	9.5		
at Saint Mary's (CA)	01/04/05	* 19	3	7	.429	0	2	.000	0	0	.000	1	1	2.6	4	0	2	6	0	2	6	9.3			
SAN DIEGO STATE	01/08/05	* 38	4	11	.364	0	3	.000	1	3	.333	1	5	6	2.8	1	0	5	5	0	4	9	9.3		
MONTANA STATE-BILLINGS	01/11/05	* 23	3	5	.600	2	3	.667	2	2	1.000	0	2	2.8	3	0	8	2	0	0	10	9.3			
at Colorado State	1-15-05	* 36	8	14	.571	5	9	.556	4	4	1.000	2	1	3	2.8	4	0	6	2	0	2	25	10.2		
at Wyoming Cowboys	1-17-05	* 27	0	8	.000	0	6	.000	2	2	1.000	1	3	4	2.8	0	0	3	2	0	2	2	9.8		
AIR FORCE	01/22/05	* 29	1	5	.200	1	4	.250	2	2	1.000	2	4	6	3.0	1	0	6	5	0	0	5	9.5		
Totals		12	487	61	139	.439	28	74	.378	31	37	.838	7	50	57	3.0	32	0	73	65	0	26	181	9.5	
Ainge vs. New Mexico (1 game, BYU record: 1-0)		0	6.0	0	0	.000	0	0	.000	0	0	.000	0	0	0	0.0	0	0	1	2	1	0	0	0.0	

**CAREER HIGHS:**

- POINTS: 25 at Colorado State (2005)
- FG MADE: 8 at Colorado State (2005)
- FG AT: 14 at Colorado St (2005)
- FG%: .667 (6-9) vs. Utah State (2005)
- 3FG MADE: 5 at CSU (2005)
- 3FG AT: 9 at Utah State, at CSU (2005)
- 3FG%: .800 (4-5) vs. SUU (2005)
- FT MADE: 6 vs. Utah State (2005)
- FT AT: 8 vs. Utah State (2005)
- FT%: 1.000 (4-4) vs. Santa Clara, at CSU (2005)
- REB: 7 vs. Santa Clara (2005)
- ASSTS: 8 vs. MSU-Billings, vs. NC State (2005)
- STEALS: 4 at Weber State, vs. SDSU (2005)
- BLOCKS: 1 vs. New Mexico (2004)
- MIN: 38 vs. SDSU (2005)

**AINGE PRIOR YEARS' STATS**

YEAR	GP	GS	MIN	AVG	FG	FGA	PCT	3FG	FGA	PCT	FT	FTA	PCT	OFF	DEF	TOT	AVG	PF	FO	A	AVG	TO	BLK	STL	PTS	AVG
2003-04	8	0	36	4.5	4	8	.500	1	4	.250	1	2	.500	0	3	3	0.4	6	0	6	0.8	6	1	0	10	1.3





**JIMMY BALDERSON**  
 6-6 • 200 • sophomore • guard  
 Magrath, Alberta, Canada

**BALDERSON LATELY:** Started and played a career-high 29 minutes against Air Force, scoring 5 points ... Started at Wyoming, recording 9 points and a season-high 4 rebounds ... Played four minutes at CSU, going 0-4 ... Was perfect from the field against MSU-Billings, going 3-3 and scoring 9 points ... scored 11 points in 14 minutes off the bench on 4-of-5 shooting vs. Southern Utah ... Played less than a minute at Weber State and did not play vs. NC State after starting the prior three games ... shot 2-of-15 from the floor in his three starts ... Recorded a career-high 22 points at USC on 6-12 shooting, including a career-best 5 three-pointers ... Scored 6 points on .500 shooting in 11-minute season debut at Utah State after coming out of redshirt year ... Sat out the first four games planning to redshirt after August return from his two-year LDS Church mission to the Marshall Islands.

**NOTING BALDERSON:** Balderson is a 6-foot-6 guard who averaged 4.0 points per game and 1.5 rebounds per game as a freshman at BYU prior to serving a two-year mission for the Church of Jesus Christ of Latter-day Saints ... He returned in August ... A talented scorer, he has excellent range from the three-point arc and has good size. ... He plans to redshirt to allow time to get back into playing condition after his missionary service ... Balderson played in 27 of 30 games as a freshman reserve on BYU's 18-12 team that advanced to the second round of the NIT, logging 8.5 minutes per game while shooting .487 from the floor, .306 (11-of-36) on threes and .657 from the line ... His 48.7 percent shooting from the floor led all BYU perimeter players ... He was seventh on the team in scoring ... He appeared in all 14 league games, averaging 3.6 points and 1.3 rebounds in 8.3 minutes ... He scored double-digit points in three games ... He led BYU in scoring, rebounds and steals with season highs of 19 points, 7 rebounds and 3 steals in BYU's win over Fort Lewis College ... he totaled 14 points and 6 rebounds in a loss at Air Force and scored 11 points with 2 rebounds and a season-high 2 assists in a home win over Southern Utah ... He came off the bench cold in the closing moments of regulation at Pepperdine and promptly hit a three-pointer from the corner as time expired to send the game into overtime ... He scored in 21 of his 27 appearances and grabbed a rebound in 17 outings.

**PERSONAL:** Born August 1983 in Magrath, Alberta, Canada ... parents are Wes and Lorraine Balderson ... one of seven children, three boys ... oldest brother was Canadian Interuniversity Player of the Year in Canada as shooting guard, while other brother currently plays football at the University of Alberta and little sister Debbie currently plays basketball for Lethbridge Community College ... served a two-year mission for the Church of Jesus Christ of Latter-day Saints in the Marshall Islands speaking Marshallese ... Business Finance major.

**Jimmy Balderson – 2004-05 Game-by-Game**

Opponent	Date	GS	Min	TOTAL			3PTS			REBOUNDS					PF	FO	A	TO	Blk	Stl	Pts	Avg		
				FG	FGA	Pct	3FG	FGA	Pct	FT	FTA	Pct	Off	Def									Tot	Avg
vs North Carolina	11/22/04			DNP - planned redshirt																				
vs Stanford	11/23/04			DNP - planned redshirt																				
vs Chaminade	11/24/04			DNP - planned redshirt																				
CALIFORNIA	11/27/04			DNP - planned redshirt																				
at Utah State	12/01/04	11	2	4	.500	1	3	.333	1	2	.500	0	0	0	0.0	0	0	0	1	0	0	6	6.0	
at USC	12/04/04	25	6	12	.500	5	8	.625	5	7	.714	0	1	1	0.5	3	0	4	2	0	0	22	14.0	
BOISE STATE UNIVERSITY	12/06/04	*	18	1	.6	.167	1	4	.250	0	0	.000	0	2	2	1.0	0	1	0	0	0	3	10.3	
vs Washington State University	12/11/04	*	15	0	4	.000	0	3	.000	0	0	.000	0	0	0	0.8	0	0	2	0	0	0	7.8	
UTAH STATE	12/18/04	*	10	1	5	.200	0	2	.000	0	0	.000	0	0	0	0.6	4	0	1	1	0	2	6.6	
NORTH CAROLINA STATE	12/21/04			DNP - coaches decision																				
at Weber State	12/23/04		0	0	.000	0	0	.000	0	0	.000	0	1	1	0.7	0	0	0	0	0	0	0	5.5	
SOUTHERN UTAH UNIVERSITY	12/28/04	14	4	5	.800	1	1	1.000	2	2	1.000	0	0	0	0.6	2	0	2	1	0	1	11	6.3	
SANTA CLARA	12/31/04	6	0	3	.000	0	1	.000	0	0	.000	0	1	1	0.6	0	0	0	0	0	0	0	5.5	
at Saint Mary's (CA)	01/04/05	6	0	2	.000	0	0	.000	0	0	.000	0	0	0	0.8	0	0	1	1	0	0	2.5		
SAN DIEGO STATE	01/08/05	6	1	2	.500	0	1	.000	0	0	.000	0	1	1	0.6	0	0	2	0	0	2	5.1		
MONTANA STATE-BILLINGS	01/11/05	16	3	3	1.000	0	0	.000	3	6	.500	0	3	3	0.8	0	0	2	2	0	1	9	5.5	
at Colorado State	1-15-05	4	0	4	.000	0	3	.000	0	0	.000	0	0	0	0.8	1	0	0	0	0	1	0	5.0	
at Wyoming Cowboys	1-17-05	*	23	2	4	.500	1	2	.500	4	6	.667	0	4	4	1.0	4	0	0	0	0	9	5.3	
AIR FORCE	01/22/05	*	29	2	5	.400	1	1	1.000	0	0	.000	0	2	2	1.1	1	0	2	1	0	5	5.3	
Totals		5	184	23	59	.390	11	30	.367	17	25	.680	0	15	15	1.1	16	0	12	12	0	3	74	5.3
Balderson vs. New Mexico (2 games, BYU record: 1-1)	0	6.5	2	6	.333	0	2	.000	0	0	.000	0	2	2	1.0	2	0	0	1	0	0	4	2.0	


**CAREER HIGHS:**

POINTS: 22 at USC (2005)  
 FG MADE: 8 vs. Fort Lewis (12/12/01)  
 FG ATT: 12 at USC (2005)  
 FG%: 1.000 (3-3) vs. MSU-Billings (2005)  
 3FG MADE: 5 at USC (2005)  
 3FG ATT: 8 at USC (2005)  
 3FG%: 1.000 (1-1) vs. Air Force (2005)  
 FT MADE: 5 at USC (2005)  
 FT ATT: 7 at USC (2005)  
 FT%: 1.000 (4-4) at AFA UNLV (2001-02)  
 REB: 7 vs. Fort Lewis (12/12/01)  
 ASSTS: 4 at USC (2005)  
 STEALS: 3 vs. Fort Lewis (12/12/01)  
 BLOCKS: 1 at Wyoming (2/28/02)  
 MIN: 29 vs Air Force (2005)

**BALDERSON PRIOR YEAR TOTALS**

YEAR	GP	GS	MIN	AVG	FG	FGA	PCT	3FG	FGA	PCT	FT	FTA	PCT	OFF	DEF	TOT	AVG	PF	FO	A	AVG	TO	BLK	STL	PTS	AVG
2001-02	27	0	229	8.5	37	76	.487	11	36	.306	23	35	.657	11	30	41	1.5	21	1	12	0.4	15	1	9	108	4.0





**KEENA YOUNG**  
 6-6 • 205 • sophomore • forward/guard  
 Beaumont, Texas

**YOUNG LATELY:** Leads the Cougars with 5.8 rebounds per game ... Posted his first career double-double with a career-high-tying 14 points and a career-high 11 rebounds against Air Force ... His 7-for-9 shooting accuracy against Air Force was a season-best ... Recorded 10 points and five rebounds in 16 minutes at Wyoming ... Had 2 points and 3 rebounds in only 5 minutes at CSU ... Tied his career-highs in steals and blocks with 2 apiece while contributing 10 points against MSU-Billings ... Played a season-low 4 minutes vs. SDSU ... Started the prior five games and has nine starts ... Tied career-highs of 14 points and 2 blocks at Weber State while setting new personal bests of .714 FG percentage (5-7), 4 assists and 35 minutes played ... Started and tied career-high of 10 rebounds vs. North Carolina State to equal his 10 boards vs. North Carolina... also dished out 3 assists vs. NC State ... Had 8 points and a team-leading 7 rebounds in 17 minutes vs. Utah State ... Came off the bench against Boise State to record 11 points on a career-high 66.7 percent

shooting (4-6) while adding 8 rebounds ... Started and led the team in rebounds with 9 against Utah State while posting a career-high two blocks ... Had 5 points, 6 rebounds and 2 assists in second start at power forward in place of injured Garner Meads vs. California ... Impressed in his Cougar debut at the Maui Invitational, averaging 9.7 points and 6.7 rebounds in 22.7 minutes of play over three games ... Came off the bench vs. North Carolina (9 points, 10 rebounds in 23 minutes) and Stanford (6 points, 4 rebounds in 12 minutes) before starting in place of injured Garner Meads vs. Chaminade (14 points, 6 rebounds in 33 minutes).

**NOTING YOUNG:** Young is a 6-foot-6 swingman who transferred from South Plains College in Levelland, Texas, after signing with BYU in the spring ... Young averaged 9.9 points, 7.2 rebounds and 2.1 assists as a freshman at South Plains College in 2003-04 as an honorable mention all-league selection ... He has a good mid-range offensive game and is a strong rebounder ... With his size and ability as a defender and rebounder he will contribute on the wing and could play at the four as well ... As a sophomore, Young has four seasons to play three for the Cougars.


**PERSONAL:** Born April 1985 in Beaumont, Texas ... son of Cleveland and Lavella Young ... has one brother, Torri ... Enjoys Playstation ... signed out of high school with the University of Memphis along with classmate Kendrick Perkins but decided to attend South Plains College after Perkins chose to enter the 2003 NBA draft ... Prior to signing with BYU he had verbally committed to Texas Tech ... pre-Law major.

**Keena Young – 2004-05 Game-by-Game**

Opponent	Date	GS	Min	TOTAL			3PTS			REBOUNDS			PF	FO	A	TO	Blk	Stl	Pts	Avg					
				FG	FGA	Pct	3FG	FGA	Pct	FT	FTA	Pct									Off	Def	Tot	Avg	
vs North Carolina	11-22-04		23	3	8	.375	0	2	.000	3	5	600	5	5	10	10.0	1	0	0	1	0	9	9.0		
vs Stanford	11-23-04		12	2	4	.500	0	0	.000	2	3	667	1	3	4	7.0	0	0	0	1	0	6	7.5		
vs Chaminade	11-24-04	*	33	7	12	.583	0	0	.000	0	0	.000	3	3	6	6.7	2	0	0	0	2	14	9.7		
CALIFORNIA	11-27-04	*	21	2	7	.286	0	0	.000	2	2	1000	5	1	6	6.5	3	0	2	0	1	0	6	8.8	
at Utah State	12/01/04	*	32	2	7	.286	0	1	.000	0	0	.000	4	5	9	7.0	4	0	2	2	2	4	7.8		
at USC	12/04/04	*	19	0	0	.000	0	0	.000	0	0	.000	0	4	4	6.5	0	0	2	0	0	0	6.5		
BOISE STATE UNIVERSITY	12/08/04		20	4	6	.667	0	0	.000	3	4	.750	3	5	8	6.7	2	0	0	2	1	11	7.1		
vs Washington State University	12/11/04		15	1	3	.333	0	0	.000	0	0	.000	0	3	3	6.3	0	0	0	0	1	0	2	6.5	
UTAH STATE	12/18/04		17	4	9	.444	0	0	.000	0	1	.000	5	2	7	6.3	4	0	0	1	1	0	8	6.7	
NORTH CAROLINA STATE	12/21/04	*	28	1	5	.200	0	0	.000	0	0	.000	3	7	10	6.7	0	0	3	0	0	1	2	6.2	
at Weber State	12-23-04	*	35	5	7	.714	0	0	.000	4	4	1000	3	3	6	6.6	3	0	4	0	2	0	14	6.9	
SOUTHERN UTAH UNIVERSITY	12/28/04	*	21	3	7	.429	0	0	.000	0	0	.000	2	2	4	6.4	2	0	1	0	1	0	6	6.8	
SANTA CLARA	12/31/04	*	14	0	0	.000	0	0	.000	2	2	1000	0	3	3	6.2	1	0	0	1	0	0	2	6.5	
at Saint Mary's (CA)	01/04/05	*	24	3	5	.600	0	0	.000	0	0	.000	2	2	4	6.0	2	0	1	1	1	1	6	6.4	
SAN DIEGO STATE	01/08/05		4	0	0	.000	0	0	.000	0	0	.000	0	1	1	5.7	0	0	0	0	0	0	0	6.0	
MONTANA STATE-BILLINGS	01/11/05		20	3	6	.500	0	0	.000	4	8	.500	2	4	6	5.7	1	0	0	1	2	2	10	6.3	
at Colorado State	1-15-05		5	1	2	.500	0	0	.000	0	1	.000	1	2	3	5.5	1	0	0	0	0	0	2	6.0	
at Wyoming Cowboys	1-17-05		16	5	7	.714	0	0	.000	0	0	.000	1	4	5	5.5	0	0	1	2	2	10	6.2		
AIR FORCE	01/22/05		32	7	9	.778	0	0	.000	0	2	.000	4	7	11	5.8	1	0	0	2	0	0	14	6.6	
Totals			9	391	53	104	.510	0	3	.000	20	32	625	44	66	110	5.8	27	0	14	15	15	9	126	6.6

**CAREER HIGHS:**

POINTS: 14 vs. Chaminade, at Weber St. vs. Air Force (2005)  
 FG MADE: 7 vs. Chaminade, vs. Air Force (2005)  
 FG ATT: 12 vs. Chaminade (2005)  
 FG %: .778 (7-9) vs. Air Force (2005)  
 3FG MADE: -  
 3FG ATT: 2 vs. North Carolina (2005)  
 3FG %: .000 (0-2) vs. N. Carolina (2005)  
 FT MADE: 4 at Weber St. (2005)  
 FT ATT: 8 vs. MSU-Billings (2005)  
 FT %: 1.000 (4-4) at Weber St. (2005)  
 REB: 11 vs. Air Force (2005)  
 ASSISTS: 4 at Weber State (2005)  
 STEALS: 2 vs. MSU-Billings, vs. Chaminade, at Utah State (2005)  
 BLOCKS: 2 vs. MSU-Billings, at Utah State, at Weber St., at Wyoming (2005)  
 MINUTES: 35 at Weber St. (2005)



**DEREK DAWES**  
 6-11 • 275 • sophomore • center  
 Salt Lake City, Utah

**DAWES LATELY:** Third on the team with 4.6 rebounds per game ... Grabbed one rebound and one block in 11 minutes vs. Air Force ... Scored a career-high 11 points at Wyoming off the bench ... Saw limited action the prior three games, not playing vs. MSU-Billings, due to a shoulder injury suffered at Saint Mary's ... Played 12 minutes at CSU with 2 rebounds and logged 8 minutes vs. SDSU with 3 rebounds ... Made fourth start at Saint Mary's, logging career-most 34 minutes ... He set personal bests of 4-for-6 shooting and tied his career-high 10 rebounds, while adding 9 points vs. the Gaels ... He fouled out vs. Santa Clara, playing 18 minutes with 5 points and 5 rebounds ... Was one rebound shy of a double-double against Southern Utah tying career-high 10 points with nine rebounds in 18 minutes, while adding 2 blocks and 1 steal ... Took a career-most 11 FT attempts vs. SUU ... Made his second start of the season at Weber State, scoring 7 points while attempting a career-most 8 shots ... Scored 5 points with 3 rebounds in 18 minutes vs. NC State ... Despite having to play with a broken thumb, he made his first start of the season vs. Utah State with regular starter Jared Jensen ill with food poisoning (Dawes had

4 rebounds in 14 minutes) ... Played 25 minutes against Washington State, contributing 6 points and 7 rebounds ... Tied his season-high with 10 points, including a career-best 6-7 (.857) from the free-throw line, in 20 minutes at USC ... Had 4 points, career-best 3 blocks and 8 rebounds in 19 minutes vs California ... Seeing the first playing time since his freshman year in 2000-01, he achieved career-high totals of 10 points (vs. Chaminade) and 10 rebounds (vs. Stanford) during the Maui Invitational, averaging 5.0 ppg, 5.3 rpg during the three games coming off the bench.

**NOTING DAWES:** Dawes was a redshirt in 2003-04 after returning from a two-year LDS Church mission in August ... One of the most sought-after centers in the West out of Cottonwood High School (Salt Lake City), where he averaged 19 points, 14 rebounds and 8 blocked shots per game his senior year ... He appeared in 23 of 33 games, with one start, as a freshman on BYU's 24-9 2001 MWC Championship team before leaving to serve a two-year mission ... He redshirted last year ... He is an active player who runs the floor well, is a good free-throw shooter and has range to the three-point arc ... He has good shot blocking ability ... He averaged 1.1 points and 2.0 rebounds in 6.7 minutes per game as a freshman ... shared team-high honors with a season-best 7 rebounds in season-opening win over Elon College, also adding a season-high 6 points on 3-5 shooting in 12 minutes ... Grabbed a rebound in 20 of 23 appearances despite some limited minutes.

**PERSONAL:** Born October 1981 in Salt Lake City ... parents are Larry and Susan Dawes ... has two younger siblings, Cassidy 21 and Kelsey 16 ... is an Eagle scout ... graduated from Cottonwood High School ... served two-year mission for the Church of Jesus Christ of Latter-day Saints in New Hampshire ... recruited by Ohio State, Arizona State, Florida and San Diego State ... pre-communications major:

**Derek Dawes – 2004-05 Game-by-Game**

Opponent	Date	GS	Min	TOTAL			3PTS			REBOUNDS											Avg			
				FG	FGA	Pct	3FG	FGA	Pct	FT	FTA	Pct	Off	Def	Tot	Avg	PF	FO	A	TO		Blk	Stl	Pts
vs North Carolina	11-22/04	3	0	0	.000	0	0	.000	1	2	.500	0	0	0	0.0	0	0	1	0	0	1	0	1	10
vs Stanford	11-23/04	16	2	4	.500	0	0	.000	0	0	.000	3	7	10	5.0	4	0	1	0	0	4	2.5		
vs Chaminade	11-24/04	19	4	7	.571	0	0	.000	2	2	1.000	0	6	6	5.3	1	0	1	2	1	1	10	5.0	
CALIFORNIA	11-27/04	19	2	7	.286	0	0	.000	0	0	.000	4	4	8	6.0	1	0	0	2	3	0	4	4.8	
at Utah State	12/01/04	10	0	0	.000	0	0	.000	0	2	.000	1	1	2	5.2	1	0	0	0	0	0	3.8		
at USC	12/04/04	20	2	4	.500	0	0	.000	6	7	.857	3	2	5	5.2	2	0	0	1	1	0	10	4.8	
BOISE STATE UNIVERSITY	12/08/04	14	1	3	.333	0	0	.000	0	1	.000	0	3	3	4.9	2	0	0	2	1	0	2	4.4	
vs Washington State University	12/11/04	25	1	1	1.000	0	0	.000	4	7	.571	3	4	7	5.1	1	0	1	1	2	0	6	4.6	
UTAH STATE	12/18/04	*	14	0	2	.000	0	0	.000	0	0	.000	0	4	4	5.0	3	0	0	2	1	0	4.1	
NORTH CAROLINA STATE	12/21/04	18	2	3	.667	0	0	.000	1	1	1.000	0	3	3	4.8	1	0	0	1	0	0	5	4.2	
at Weber State	12-23-04	*	23	3	8	.375	0	0	.000	1	1	1.000	0	2	2	4.5	3	0	1	0	1	7	4.5	
SOUTHERN UTAH UNIVERSITY	12/28/04	18	2	6	.333	0	0	.000	6	11	.545	3	6	9	4.9	0	0	1	2	2	1	10	4.9	
SANTA CLARA	12/31/04	*	18	1	1	1.000	0	0	.000	3	3	1.000	0	5	5	4.9	5	1	1	1	1	0	5	4.9
at Saint Mary's (CA)	01/04/05	*	34	4	6	.667	0	0	.000	1	1	1.000	3	7	10	5.3	2	0	0	3	0	9	5.2	
SAN DIEGO STATE	01/08/05	8	0	2	.000	0	0	.000	0	0	.000	2	1	3	5.1	2	0	0	0	0	0	0	4.9	
MONTANA STATE-BILLINGS	01/11/05	DNP - Injury																						
at Colorado State	1-15-05	12	1	4	.250	0	0	.000	0	0	.000	2	0	2	4.9	4	0	0	4	0	0	2	4.7	
at Wyoming Cowboys	1-17-05	23	4	9	.444	0	0	.000	3	5	.600	3	0	3	4.8	0	0	1	2	0	11	5.1		
AIR FORCE	01/22/05	11	0	1	.000	0	0	.000	0	0	.000	0	1	1	4.6	0	0	0	0	1	0	0	4.8	
<b>Totals</b>		4	305	29	68	.426	0	0	.000	28	43	.651	27	56	83	4.6	32	1	5	24	16	2	86	4.8
Dawes vs. New Mexico (1 game, BYU record: 1-0)		0	7.0	0	1	.000	0	0	.000	0	0	.000	2	0	2	2.0	2	0	0	1	0	0	0.0	


**CAREER HIGHS:**

**POINTS:** 11 at Wyoming (2005)  
**FG MADE:** 4 vs. Chaminade, at Saint Mary's, at Wyoming (2005)  
**FG ATTEMPTS:** 9 at Wyoming (2005)  
**FG %:** .667 (4-6) at Saint Mary's (2005)  
**3FG MADE:**  
**3FG ATTEMPTS:**  
**3FG %:**  
**FT MADE:** 6 at USC, vs. Southern Utah (2005)  
**FT ATTEMPTS:** 11 vs. SUU (2005)  
**FT %:** .857 (6-7) at USC (2005)  
**REB:** 10 vs. Stanford, at Saint Mary's (2005)  
**ASSISTS:** 2 vs Wyoming (02/15/01)  
**STEALS:** 1 vs San Diego St. (2001), vs. Chaminade, vs. SUU (2005)  
**BLOCKS:** 3 vs. Cal (2005)  
**MINUTES:** 34 at Saint Mary's (2005)

**DAWES PRIOR YEARS' STATS**

YEAR	GP	GS	MIN	AVG	FG	FGA	PCT	3FG	FGA	PCT	FT	FTA	PCT	OFF	DEF	TOT	AVG	PF	FO	A	AVG	TO	BLK	STL	PTS	AVG
2000-01	23	1	155	6.7	8	22	.364	0	0	.000	10	15	.667	19	27	46	2.0	25	0	2	0.1	9	8	1	26	1.1





**GARNER MEADS**  
 6-8 • 225 • sophomore • forward  
 Salt Lake City, Utah

**MEADS LATELY:** Averages 4.9 rebounds, second on the team ... Started against Air Force, scoring 6 points on 3-6 shooting ... Recorded 3 points and 2 rebounds in 12 minutes at Wyoming ... Had 4 points and 4 rebounds in 18 minutes off the bench at CSU ... In his first start since Dec. 18, Meads recorded a career-high 11 rebounds against MSU-Billings ... Scored 5 points and grabbed 6 rebounds in 12 minutes vs. SDSU after missing the prior three games with a foot injury ... He missed two games earlier with an injured ankle ... After returning from the injured ankle, he had scored more than 4 points in a game only once (10 points at USC) in six outings before scoring 10 points at Weber State in his last action prior to his recent foot injury ... shared team-high honors with 6 rebounds at Weber State ... Had 10 rebounds and two assists against Washington State ... also dished out a career-high two assists against Boise State, adding four points and three rebounds in 14 minutes ... Recorded

a season-high 10 points with eight rebounds at USC ... Returned from injury at Utah State on Dec. 1, posting two blocked shots in 18 minutes ... Started the first two games but had to sit out the next two games after injuring his ankle against Stanford ... Averaged 5.5 points and team-best 7.0 rebounds over first two games.

**NOTING MEADS:** Meads started 18 games, including 16 of the last 17 games, as a redshirt freshman in 2003-04 and showed promise of his abilities despite playing with injuries throughout much the year ... A heavily recruited McDonald's High School All-American, Meads entered his first year with BYU in 2000-01 after selecting the Cougars over Stanford and Utah, but suffered a punctured-lung injury the first week of practice and ended up deciding to redshirt ... He left to serve a two-year LDS Church mission at the semester, splitting his redshirt season between the fall of 2000 and the winter of 2003 ... He is an outstanding student-athlete who will be looked to as a leader on and off the floor ... He can bang inside but also has a nice mid-range game and should be a key player for the Cougars as a sophomore ... Overall last year, he appeared in 29 of 30 games, averaging 4.2 points and 2.9 rebounds while shooting .540 from the floor and .644 from the line in 16 minutes per game ... He shot 59 percent in league games, which would have rated second among MWC players but he hadn't taken the minimum three shots per game ... He had four double-figure scoring games and one double-digit rebounding outing ... He played a career-best 34 minutes vs. SDSU, scoring a personal-best 19 points on 7-of-11 shooting, including an aggressive one-handed slam through traffic in transition, and added 8 rebounds. ... He recorded a double-double with 13 points and a season-best 10 rebounds vs. Wyoming in Provo, going 6-for-9 from the floor in 26 minutes ... He played well in BYU's upset over nationally ranked and eventual Final Four participant Oklahoma State with 7 rebounds, including a key offensive rebound, and 6 points while playing 26 minutes.

**PERSONAL:** Born September 1981 in Salt Lake City ... parents are Garner and LeeAnn Meads ... has three sisters and two brothers ... enjoys playing the piano, cars, Sony PlayStation, swimming, water skiing and snow skiing ... was the student body historian at Brighton High his senior year and class vice president as a sophomore ... exercise science major with a business minor.

**Garner Meads – 2004-05 Game-by-Game**

Opponent	Date	GS	Min	TOTAL			3-PTS			REBOUNDS			PF	FO	A	TO	Blk	Stl	Pts	Avg					
				FG	FGA	Pct	3FG	FGA	Pct	FT	FTA	Pct									Off	Def	Tot		
vs North Carolina	11/22/04	*	22	1	6	.167	0	0	.000	0	0	.000	3	6	9	0	0	0	0	2	2.0				
vs Stanford	11/23/04	*	22	3	7	.429	0	0	.000	3	3	1.000	2	3	5	70	4	0	0	9	5.5				
vs Chaminade	11/24/04																								
vs CALIFORNIA	11/27/04																								
at Utah State	12/01/04	*	18	0	2	.000	0	0	.000	0	0	.000	1	1	2	5.3	3	0	0	3	2	0	0	3.7	
at USC	12/04/04	*	24	4	6	.667	0	0	.000	2	6	.333	5	3	8	6.0	3	0	1	1	0	1	10	5.3	
BOISE STATE UNIVERSITY	12/08/04	*	14	1	1	1.000	0	0	.000	2	2	1.000	0	3	3	5.4	4	0	2	1	0	0	4	5.0	
vs Washington State University	12/11/04	*	28	0	2	.000	0	0	.000	2	2	1.000	1	9	10	6.2	2	0	2	2	0	0	2	4.5	
UTAH STATE	12/18/04	*	23	2	5	.400	0	0	.000	0	0	.000	0	1	1	5.4	5	1	1	0	1	1	4	4.4	
NORTH CAROLINA STATE	12/21/04		15	1	3	.333	0	0	.000	2	2	1.000	1	0	1	4.9	2	0	0	0	0	1	4	4.4	
at Weber State	12/23/04		27	3	6	.500	0	1	.000	4	4	1.000	0	6	6	5.0	3	0	0	2	0	0	10	5.0	
SOUTHERN UTAH UNIVERSITY	12/28/04																								
SANTA CLARA	12/31/04																								
at Saint Mary's (CA)	01/04/05																								
SAN DIEGO STATE	01/08/05		12	2	3	.667	0	0	.000	1	2	.500	2	4	6	5.1	2	0	0	2	0	0	5	5.0	
MONTANA STATE-BILLINGS	01/11/05	*	21	3	7	.429	0	0	.000	1	2	.500	4	7	11	5.6	1	0	1	1	0	0	7	5.2	
at Colorado State	1-15-05		18	2	9	.222	0	0	.000	0	0	.000	2	2	4	5.5	2	0	0	0	0	1	4	5.1	
at Wyoming Cowboys	1-17-05		12	1	2	.500	0	0	.000	1	2	.500	0	2	2	5.2	2	0	0	2	0	1	3	4.9	
AIR FORCE	01/22/05	*	27	3	6	.500	0	0	.000	0	2	.000	0	1	1	4.9	1	0	0	1	0	0	6	5.0	
Totals			9	283	26	65	.400	0	1	.000	18	27	.667	21	48	69	4.9	37	1	8	22	5	7	70	5.0
Meads vs. Air Force (2 games, BYU record: 1-1)			2	15.0	4	5	.800	0	0	.000	2	2	1.000	0	1	1	0.5	8	1	2	2	1	0	10	5.0

**CAREER HIGHS:**

POINTS: 19 vs. SDSU (2004)  
 FG MADE: 7 vs. SDSU (2004)  
 FG ATT: 11 vs. SDSU (2004)  
 FG%: .667 (6-9) vs. Wyoming (2004), at USC (2005)  
 3FG MADE: -  
 3FG ATT: 1 at Utah (2004), at Weber St. (2005)  
 3FG%: .000 (0-1) at Utah (2004)  
 FT MADE: 5 vs. Weber St., vs. SDSU (2004)  
 FT ATT: 6 vs. Weber St. (2004), at USC (2005)  
 FT %: 1.000 (5-5) vs. SDSU (2004)  
 REB: 11 vs. MSU-Billings (2005)  
 ASSISTS: 2 vs. Washington State, vs. Boise State (2005)  
 STEALS: 2 at Wyoming, vs. Utah (2004), vs. UNC (2005)  
 BLOCKS: 2 vs. Utah in Provo, vs. Utah at MWC (2004), at Utah State (2005)  
 MINUTES: 34 vs. SDSU (2004)

**MEADS PRIOR YEARS' STATS**

YEAR	GP	GS	MIN	AVG	FG	FGA	PCT	3FG	FGA	PCT	FT	FTA	PCT	OFF	DEF	TOT	AVG	PF	FO	A	AVG	TO	BLK	STL	PTS	AVG
2003-04	29	18	465	16.0	47	87	.540	0	1	.000	29	45	.644	35	48	83	2.9	73	2	9	0.3	28	12	11	123	4.2





**MIKE ROSE**  
 6-2 • 185 • sophomore • guard  
 Houston, Texas

**ROSE LATELY:** Second on the team in scoring at 9.6 ppg ... 43 of his 60 successful field goals this year have been from behind the three-point arc ... Leads the team in three-point percentage with a .410 mark ... Recorded four points, one assist and one steal against Air Force... Scored 13 points off the bench at Wyoming on 4-8 shooting ... Started at CSU, scoring 6 points in career-equaling 36 minutes (also vs. SDSU) ... Started against MSU-Billings, contributing 14 points on 4-7 shooting from three-point range and recording his first block of the season ... Made fifth start and played career-most 36 minutes vs. SDSU, grabbing career-best 6 rebounds but went 3-10 from the floor and 1-7 on threes ... Had 6 points and 3 rebounds at Saint Mary's ... Equaled career-high 26 points on 7-of-10 shooting, including 4 treys, to lead BYU over Santa Clara while adding 5 assists ... also had career marks of 8 FTs, 11 FTAs and 33 minutes ... Made his fourth start vs. SUU, scoring 14 points while hitting four treys ... Did not take a shot for the first time this season in 9 minutes off the bench at Weber State

... Scored 9 points on 3 treys in 20 minutes vs. NC State... Scored in double figures in the prior four games while averaging 15.3 ppg in those games ... Scored 14 points vs. Utah State in 31 minutes ... Recorded 15 points and a career-high three steals against Washington State ... Connected on 6-of-9 three-pointers against Boise State en route to 19 points ... Came off the bench for 13 points on four three-pointers and one free throw at USC ... starting all three games at the Maui Invitational at shooting guard ... Scored 8 points vs. Stanford, with his 25 minutes vs. Stanford topping his high of 23 minutes played in a game last year as a freshman.

**NOTING ROSE:** Rose is an excellent shooter out of Spring Woods High School in Houston who led the Mountain West Conference in three-point percentage (.459) as a freshman in 2003-04 ... He set the BYU record with eight treys in his first college game ... His 28 treys last year, despite mostly limited playing time, is the most by a returning player ... He is BYU's third-leading scorer returning from last season ... A strong scoring threat, he has range well beyond the three-point arc ... He utilizes a 37-inch vertical to shoot over taller defenders with a quick release at top of his leap and can dunk off either foot ... Last year he appeared in 26 of 30 games, averaging 3.9 points and 0.7 rebounds in 7.9 minutes per game while shooting 42 percent overall from the floor ... 28 of his 34 field goals were treys ... He totaled a game- and season-high 26 points, while also dishing out a season-best 6 assists, against Southern Utah ... He was a perfect 4-for-4 from the floor, including 3-of-3 on treys for 11 points in nine minutes vs. USC ... He scored 10 points, all in his 11 first-half minutes when he made 3-of-4 treys, and played 22 minutes vs. CSU ... He scored 9 points on 3-of-4 shooting from long range vs. New Mexico in 12 minutes ... He could play a much larger role for the Cougars in 2004-05.

**PERSONAL:** Rose was born October 1984 ... parents are Gordon and Sharon ... has two brothers, Greg (22) and Jordan (17) ... ranked sixth in his class of 365 seniors ... was recruited by Houston, St. Louis, Utah State, Colorado State, Texas Christian, Texas A&M, Tennessee and Illinois ... is the nephew of BYU Associate Head Coach Dave Rose ... open major.

**Mike Rose – 2004-05 Game-by-Game**

Opponent	Date	GS	Min	TOTAL			3-PTS			REBOUNDS			PF	FO	A	TO	Blk	Stl	Pts	Avg					
				FG	FGA	Pct	3FG	FGA	Pct	FT	FTA	Pct									Off	Def	Tot	Avg	
vs North Carolina	11-22-04	*	15	2	7	.286	1	5	.200	0	0	.000	0	1	1	1.0	0	0	0	5	5.0				
vs Stanford	11-23-04	*	25	2	5	.400	2	5	.400	2	4	.500	0	2	2	1.5	0	0	3	0	8	6.5			
vs Chamaine	11-24-04	*	14	2	5	.400	1	3	.333	0	0	.000	0	0	1.0	0	0	3	1	0	5	6.0			
CALIFORNIA	11-27-04		17	0	4	.000	0	4	.000	1	2	.500	0	3	3	1.5	3	0	1	0	1	1.48			
at Utah State	12/01/04		4	1	3	.333	1	2	.500	0	0	.000	0	0	0	1.2	2	0	0	0	3	4.4			
at USC	12/04/04		16	4	7	.571	4	6	.667	1	2	.500	0	3	3	1.5	4	0	1	0	13	5.8			
BOISE STATE UNIVERSITY	12/08/04		23	6	9	.667	6	9	.667	1	2	.500	0	3	3	1.7	1	0	1	3	0	19	7.7		
vs Washington State University	12/11/04		25	6	13	.462	3	9	.333	0	0	.000	2	2	1.8	3	0	1	2	0	3	15	8.6		
UTAH STATE	12/18/04		31	5	15	.333	3	8	.375	1	2	.500	1	0	1.7	0	0	1	0	2	14	9.2			
NORTH CAROLINA STATE	12/21/04		20	3	7	.429	3	5	.600	0	0	.000	0	1	1.6	3	0	1	1	0	0	9	9.2		
at Weber State	12-23-04		9	0	0	.000	0	0	.000	0	0	.000	0	0	1.5	0	0	0	0	0	0	0	8.4		
SOUTHERN UTAH UNIVERSITY	12/28/04	*	25	5	9	.556	4	7	.571	0	0	.000	0	1	1.4	0	0	1	1	0	14	8.8			
SANTA CLARA	12/31/04		33	7	10	.700	4	7	.571	8	11	.727	0	3	3	1.5	0	0	5	0	0	26	10.2		
at Saint Mary's (CA)	01/04/05		16	2	5	.400	2	3	.667	0	0	.000	0	3	3	1.6	1	0	2	3	0	6	9.9		
SAN DIEGO STATE	01/08/05	*	36	3	10	.300	1	7	.143	0	0	.000	0	6	6	1.9	3	0	2	1	0	7	9.7		
MONTANA STATE-BILLINGS	01/11/05	*	22	5	10	.500	4	7	.571	0	0	.000	2	2	1.9	1	0	3	0	1	1	14	9.9		
at Colorado State	1-15-05	*	36	2	9	.222	2	9	.222	0	0	.000	1	0	1	1.9	1	0	2	3	0	6	9.7		
at Wyoming Cowboys	1-17-05		17	4	8	.500	1	5	.200	4	4	1.000	1	2	3	1.9	2	0	0	2	0	13	9.9		
AIR FORCE	01/22/05		20	1	4	.250	1	4	.250	1	2	.500	0	0	1.8	3	0	1	2	0	1	4	9.6		
Totals			7	404	60	140	.429	43	105	.410	19	29	.655	3	32	35	1.8	27	0	23	25	1	8	182	9.6
Rose vs. New Mexico (2 games, BYU record: 1-1)			0	7.5	3	5	.600	3	4	.750	0	0	.000	0	2	2	1.0	2	0	1	1	0	0	9	4.5

**CAREER HIGHS:**

POINTS: 26 vs. SUU (2004),  
 vs. Santa Clara (2005)  
 FG MADE: 9 vs. SUU (2004)  
 FG ATT: 16 vs. SUU (2004)  
 FG%: 1.000 (4-4) vs. USC (2004)  
 3FG MADE: 8 vs. SUU (2004)  
 3FG ATT: 13 vs. SUU (2004)  
 3FG%: 1.000 (3-3) vs. USC (2004)  
 FT MADE: 8 vs. Santa Clara  
 (2005)  
 FT ATT: 11 vs. Santa Clara  
 (2005)  
 FT%: 1.000 (4-4) at Wyoming  
 (2005)  
 REB: 6 vs. SDSU (2005)  
 ASSISTS: 6 vs. SUU (2004)  
 STEALS: 3 vs. Washington State  
 (2005)  
 BLOCKS: 1 vs. MSU-Billings  
 (2005), vs. WOU  
 (2004)  
 MINUTES: 36 vs. SDSU  
 at CSU (2005)

**ROSE PRIOR YEARS' STATS**

YEAR	GP	GS	MIN	AVG	FG	FGA	PCT	3FG	FGA	PCT	FT	FTA	PCT	OFF	DEF	TOT	AVG	PF	FO	A	AVG	TO	BLK	STL	PTS	AVG
2003-04	26	0	206	7.9	34	81	.420	28	61	.459	6	12	.500	4	15	19	0.7	12	0	9	0.3	13	1	4	102	3.9





**CHRIS MILES**

6-11 • 235 • freshman • forward  
Provo, Utah

**MILES LATELY:** Did not play against Air Force ... Earned his fourth career start at Wyoming ... Started and grabbed a career-best 7 rebounds, including a personal-high 5 offensive boards, to go along with 8 points in 19 minutes at CSU ... Assisting in holding CSU's leading scorer Matt Nelson to just 11 points ... Recorded 7 points, 3 rebounds, a block and a steal in 16 minutes vs. MSU-Billings ... With Derek Dawes slowed by injuries, Miles made his second start vs. San Diego State, playing a career-most 25 minutes ... Had 8 points and tied career-high 5 rebounds but suffered 4-for-12 shooting ... Had tough outing at Saint Mary's, going 0-5 from the floor with 2 rebounds in 15 minutes ... Had career marks against Santa Clara of 12 points, 4 FG, 4 FT, 4 FTA and tied career-bests of 3 assists and 3 blocks while adding 3 rebounds in 17 minutes ... Played 14 minutes vs. Southern Utah, dishing out career-best 3 assists ... Made his first start, playing 14 minutes with 2 rebounds vs. NC State ... Logged career-best 22 minutes vs. Utah State while equaling a career-high 5

rebounds with a personal-best 3 blocks ... Recorded 2 blocks in 6 minutes against Boise State ... Contributed a career-high 4 points on 2-4 shooting in 8 minutes at USC, highlighted by taking a steal the length of the court for a slam dunk ... Played 18 minutes with 2 points, 1 rebound and 1 blocked shot vs. California ... Grabbed 5 rebounds in 7 minutes vs. North Carolina ... played only one minute vs. Chaminade, making both his free throw attempts to score his first points as a Cougar.

**NOTING MILES:** Miles is Utah's two-time reigning 4A State MVP out of Timpview High School in Provo ... He was ranked as high as the No. 2 post player in the West ... He is an excellent shot-blocker and defender who runs the floor well ... He has worked hard during the summer and has the ability to be a significant contributor ... He averaged 14.9 points, 8.0 rebounds and 4.5 blocks for the Thunderbirds as a senior ... The repeat Deseret News 4A MVP finished his career at Timpview with nearly 300 blocks, second all-time in the Utah High School record book to former BYU and current NBA center Shawn Bradley.

**PERSONAL:** Miles is a native of Provo, Utah ...He was invited to the NBA Players Camp during the summer of 2003, where he was rated No. 47 among the nation's top high school players ... He was ranked as high as the No. 2 post player in the West ... Gonzaga, Utah State, Utah, Kansas, Oregon State, Connecticut, UCLA, Wyoming and Texas Tech also recruited Miles.


**Chris Miles – 2004-05 Game-by-Game**

Opponent	Date	GS	Min	TOTAL			3-PTS			REBOUNDS					Avg	PF	FO	A	TO	Blk	Stl	Pts	Avg	
				FG	FGA	Pct	3FG	FGA	Pct	FT	FTA	Pct	Off	Def										Tot
vs North Carolina	11-22-04	7	0	1	.000	0	0	.000	0	0	0	0	0	0	0	0	0	0	0	0	0	0	0.0	
vs Stanford	11-23-04	DNP - coaches decision																						
vs Chaminade	11-24-04	1	0	0	.000	0	0	.000	2	2	1.000	0	0	0	2.5	0	0	0	0	0	0	2	1.0	
CALIFORNIA	11-27-04	18	1	3	.333	0	0	.000	0	0	.000	0	1	1	2.0	0	0	0	1	1	0	2	1.3at	
Utah State	12/01/04	2	0	0	.000	0	0	.000	0	0	.000	0	1	1	1.8	0	0	0	0	0	0	0	1.0	
at USC	12/04/04	8	2	4	.500	0	0	.000	0	0	.000	1	1	2	1.8	1	0	0	0	0	1	4	1.6	
BOISE STATE UNIVERSITY	12/08/04	6	1	1	1.000	0	0	.000	0	0	.000	0	1	1	1.7	1	0	0	2	2	1	2	1.7	
vs Washington State University	12/11/04	9	1	1	1.000	0	0	.000	0	0	.000	1	1	2	1.7	1	0	1	1	0	0	2	1.7	
UTAH STATE	12/18/04	22	0	0	.000	0	0	.000	0	0	.000	2	3	5	2.1	3	0	0	0	3	0	0	1.5	
NORTH CAROLINA STATE	12/21/04	* 14	0	1	.000	0	0	.000	0	0	.000	0	2	2	2.1	2	0	0	2	1	0	0	1.3	
at Weber State	12-23-04	3	0	0	.000	0	0	.000	0	0	.000	0	0	0	1.9	2	0	0	0	0	0	0	1.2	
SOUTHERN UTAH UNIVERSITY	12/28/04	14	0	1	.000	0	0	.000	0	0	.000	0	1	1	1.8	2	0	3	0	0	0	0	1.1	
SANTA CLARA	12/31/04	17	4	7	.571	0	0	.000	4	4	1.000	2	1	3	1.9	4	0	3	0	3	0	12	2.0	
at Saint Mary's (CA)	01/04/05	15	0	5	.000	0	0	.000	0	0	.000	0	2	2	1.9	4	0	0	0	1	1	0	1.8	
SAN DIEGO STATE	01/08/05	* 25	4	12	.333	0	0	.000	0	0	.000	3	2	5	2.1	2	0	0	1	1	0	8	2.3	
MONTANA STATE-BILLINGS	01/11/05	16	3	10	.300	0	0	.000	1	2	.500	2	1	3	2.2	1	0	2	0	1	1	7	2.6	
at Colorado State	1-15-05	* 19	3	6	.500	0	0	.000	2	2	1.000	5	2	7	2.5	4	0	1	0	1	0	8	2.9	
at Wyoming Cowboys	1-17-05	* 3	0	2	.000	0	0	.000	0	0	.000	0	0	0	2.4	2	0	0	0	0	0	0	2.8	
AIR FORCE	1-22-05	DNP - coaches decision																						
Totals		4	199	19	54	.352	0	0	.000	9	10	.900	19	21	40	2.4	30	0	10	8	15	4	47	2.8

**CAREER HIGHS:**

POINTS: 12 vs. Santa Clara (2005)  
 FG MADE: 4 vs. Santa Clara, vs. SDSU (2005)  
 FG ATT: 12 vs. SDSU (2005)  
 FG %: .571 (4-7) vs. Santa Clara (2005)  
 3FG MADE: -  
 3FG ATT: -  
 3FG %: -  
 FT MADE: 4 vs. Santa Clara (2005)  
 FT ATT: 4 vs. Santa Clara (2005)  
 FT %: 1.000 (4-4) vs. Santa Clara (2005)  
 REB: 7 at CSU (2005)  
 ASSISTS: 3 vs. Southern Utah, vs. Santa Clara (2005)  
 STEALS: 1 (4 times) last vs. MSU-Billings (2005)  
 BLOCKS: 3 vs. Utah State, vs. Santa Clara (2005)  
 MINUTES: 25 vs. SDSU (2005)





**SAM BURGESS**

6-3 • 190 • sophomore • guard  
Alpine, Utah

**BURGESS LATELY:** Saw 3 minutes of action against Air Force ... Played 14 minutes as the backup point guard at Wyoming, knocking down a trey and adding 2 rebounds, 1 assist and 1 steal ... Played mostly limited action the prior 10 outings after not playing in two games ... Had 1 assist in 4 minutes at CSU ... Played 18 minutes vs. MSU-Billings, adding 6 points and a career-high 4 assists ... Saw 12 minutes on the floor vs. Southern Utah, scoring 5 points ... Scored 5 points in 9 minutes vs. Utah State ... Played 4 minutes vs. Washington State at the Delta Center ... Scored 5 points in 12 minutes in his only start vs. California ... Scored 8 points with 3 rebounds, 3 blocks and 2 steals in season-high 26 minutes vs. Chaminade in BYU's win.

**NOTING BURGESS:** Burgess is a 6-foot-3, 190-pound shooting guard who averaged 17.2 points per game during his one year at Snow College (Utah) prior to committing to BYU ... After playing at Snow, he left to serve a two-year mission for the Church of Jesus Christ of Latter-day Saints in Spokane, Wash., returning in May 2004 ... He is an excellent shooter and solid defender ... As a freshman prior to his mission and led the Scenic West Athletic Conference in three-point accuracy in 2001-02, making 49 percent (95-192) of his long range attempts while shooting 53 percent overall from the floor ... He shot 79 percent from the free throw line ... Burgess prepped at Lone Peak High School in Highland, Utah, where he was a first-team all-state athlete in three football, basketball and baseball.


**PERSONAL:** Born in November 1982, Burgess is a native of Alpine, Utah ... Parents are Andrew and Wealtha Burgess ... He is one of six children ... Two of his current teammates on BYU's team are his first cousins - brothers Joshua and David Burgess ... He served a two-year mission for the Church of Jesus Christ of Latter-day Saints in Spokane, Wash.

**Sam Burgess – 2004-05 Game-by-Game**

Opponent	Date	GS	Min	TOTAL			3PTS			REBOUNDS			Avg	PF	FO	A	TO	Blk	Stl	Pts	Avg				
				FG	FGA	Pct	3FG	FGA	Pct	FT	FTA	Pct										Off	Def	Tot	
vs North Carolina	11-22-04		15	2	7	.286	0	2	.000	0	0	.000	0	1	1	1.0	4	0	0	2	0	0	4	4.0	
vs Stanford	11-23-04		8	0	3	.000	0	2	.000	0	0	.000	0	1	1	1.0	1	0	1	0	0	0	0	2.0	
vs Chaminade	11-24-04		26	3	11	.273	2	6	.333	0	0	.000	1	2	3	1.7	3	0	0	2	3	2	8	4.0	
CALIFORNIA	11-27-04	*	12	1	5	.200	1	4	.250	3	3	1.000	1	0	1	1.5	3	0	0	1	0	1	6	4.5	
at Utah State	12/01/04		9	1	2	.500	0	0	.000	0	0	.000	0	1	1	1.4	0	0	0	1	0	0	2	4.0	
at USC	12/04/04		DNP - coaches decision																						
BOISE STATE UNIVERSITY	12/08/04		DNP - coaches decision																						
vs Washington State University	12/11/04		4	0	0	.000	0	0	.000	0	0	.000	0	0	0	1.2	1	0	0	1	0	0	0	3.3	
UTAH STATE	12/18/04		9	2	5	.400	1	1	1.000	0	0	.000	0	0	0	1.0	2	0	0	0	0	1	5	3.6	
NORTH CAROLINA STATE	12/21/04		0	0	1	.000	0	1	.000	0	0	.000	0	1	1	1.0	0	0	0	0	0	0	0	3.1	
at Weber State	12-23-04		1	0	0	.000	0	0	.000	0	0	.000	0	0	0	0.9	0	0	0	0	0	0	0	2.8	
SOUTHERN UTAH UNIVERSITY	12/28/04		12	1	4	.250	1	3	.333	2	2	1.000	1	0	1	0.9	4	0	0	1	0	0	5	3.0	
SANTA CLARA	12/31/04		2	0	0	.000	0	0	.000	0	0	.000	0	0	0	0.8	1	0	0	0	0	0	0	2.7	
at Saint Mary's (CA)	01/04/05		6	0	2	.000	0	0	.000	0	0	.000	0	0	0	0.8	0	0	1	1	0	0	0	2.5	
SAN DIEGO STATE	01/08/05		2	0	1	.000	0	1	.000	0	0	.000	0	1	1	0.8	1	0	0	1	0	0	0	2.3	
MONTANA STATE-BILLINGS	01/11/05		18	1	4	.250	1	1	1.000	3	4	.750	1	2	3	0.9	4	0	4	2	0	3	6	2.6	
at Colorado State	1-15-05		4	0	0	.000	0	0	.000	0	0	.000	0	0	0	0.9	1	0	1	0	0	0	0	2.4	
at Wyoming Cowboys	1-17-05		14	1	2	.500	1	2	.500	0	0	.000	0	2	2	0.9	1	0	1	2	0	1	3	2.4	
AIR FORCE	01/22/05		3	0	0	.000	0	0	.000	0	0	.000	0	0	0	0.9	1	0	0	1	0	0	0	2.3	
Totals			1	145	12	47	.255	7	23	.304	8	9	.889	4	11	15	0.9	27	0	8	15	3	8	39	2.3

**CAREER HIGHS:**

POINTS: 8 vs. Chaminade (2005)  
 FG MADE: 3 vs. Chaminade (2005)  
 FG ATT: 11 vs. Chaminade (2005)  
 FG%: .500 (1-2) at Utah State, at Wyoming (2005)  
 3FG MADE: 2 vs. Chaminade (2005)  
 3FG ATT: 6 vs. Chaminade (2005)  
 3FG%: 1.000 (1-1) vs. MSU-Billings (2005)  
 FT MADE: 3 vs. MSU-Billings, vs. California (2005)  
 FT ATT: 4 vs. MSU-Billings (2005)  
 FT%: 1.000 (3-3) vs. Cal (2005)  
 REB: 3 vs. MSU-Billings, vs. Chaminade (2005)  
 ASSISTS: 4 vs. MSU-Billings (2005)  
 STEALS: 3 vs. MSU-Billings (2005)  
 BLOCKS: 3 vs. Chaminade (2005)  
 MINUTES: 26 vs. Chaminade (2005)



**TERRY NASHIF**  
 5-10 • 165 • senior • point guard  
 Vancouver, Wash.

**NASHIF LATELY:** Did not play vs. Air Force or at Wyoming ... Has seven starts earlier in the year but is now coming off the bench ... Averages 1.9 assists per game ... Played 5 minutes at CSU, going 0-3 with 1 rebound ... Scored a season-high 10 points in 11 minutes on 4-5 shooting vs. MSU-Billings and tied his career-high in steals with 3 ... Played season-low 2 minutes vs. SDSU ... Scored 5 points off the bench at Saint Mary's, including a clutch three when the Cougars were still in the game ... Made his seventh start in of the year against Washington State but played just six minutes ... Dished out a career-high 10 assists in 25 minutes of action off the bench at USC ... Had a season-high 8 points, career-best 8 rebounds and 5 assists in career-most 31 minutes vs. California ... Started all three games at the Maui Invitational, averaging 4.7 points and a team-leading 3.3 assists per game ... took a career-most 9 field goal attempts and 5 three-point attempts vs. Stanford ... also took 5 treys vs. Cal.

**NOTING NASHIF:** Nashif is a solid floor leader with three years of reserve experience who earned the start at the point to begin the season ... He was the primary backup as a freshman and sophomore and played in 23 of 30 games last season as a junior ... He made seven starts in 76 appearances in his first three seasons ... A smart player and good distributor of the ball, he led BYU in assists (3.0) and ranked first among MWC players in Assist/TO Ratio during league games as a sophomore when he made six starts and saw his most extended playing time ... He can knock down the three-pointer and is an excellent ballhandler ... Last year he played a season-high 21 minutes and scored a season-high 6 points while adding 4 rebounds and 3 assists against Western Oregon ... He dished out a career-best 8 assists against Idaho State at the Cable Car Classic in 18 minutes ... As a sophomore matched up against UNLV's Marcus Banks, who went onto become an NBA first-round draft selection, Nashif had 2 blocks and 7 assists (1 turnover), adding 4 boards.

**PERSONAL:** Born July 1980 in Vancouver, Wash. ... parents are Bruce and Kathy Nashif ... ancestry comes from Lebanon ... served a mission for the Church of Jesus Christ of Latter-day Saints to Columbia, S.C., returning in July 2001 ... recruited by Harvard and Portland State ... engaged to marry Katie Williamson on Nov. 6, 2004 ... physical education major.

**Terry Nashif – 2004-05 Game-by-Game**

Opponent	Date	GS	Min	TOTAL			3PTS			FT			REBOUNDS			Avg	PF	FO	A	TO	Blk	Stl	Pts	Avg	
				FG	FGA	Pct	3FG	FGA	Pct	FT	FTA	Pct	Off	Def	Tot										
vs North Carolina	11-22-04	*	23	1	3	.333	1	3	.333	0	0	.000	0	1	1	1.0	1	0	4	8	0	1	3	3.0	
vs Stanford	11-23-04	*	30	2	9	.222	1	5	.200	2	2	1.000	0	1	1	1.0	4	0	1	3	0	1	7	5.0	
vs Chaminade	11-24-04	*	21	2	3	.667	0	0	.000	0	0	.000	0	4	4	2.0	2	0	5	1	1	1	4	4.7	
CALIFORNIA	11-27-04	*	31	3	8	.375	2	5	.400	0	0	.000	0	8	8	3.5	4	0	5	3	0	0	8	5.5	
at Utah State	12/01/04	*	10	0	0	.000	0	0	.000	0	0	.000	0	0	0	2.8	0	0	1	2	0	0	0	4.4	
at USC	12/04/04		25	0	4	.000	0	3	.000	0	0	.000	0	3	3	2.8	3	0	10	2	0	1	0	3.7	
BOISE STATE UNIVERSITY	12/08/04	*	17	0	2	.000	0	1	.000	1	2	.500	0	1	1	2.6	0	0	0	1	0	0	1	3.3	
vs Washington State University	12/11/04	*	6	0	1	.000	0	1	.000	0	0	.000	0	0	0	2.3	1	0	0	0	0	0	0	2.9	
UTAH STATE	12/18/04		12	0	2	.000	0	1	.000	0	0	.000	0	0	0	2.0	0	0	4	1	0	1	0	2.6	
NORTH CAROLINA STATE	12/21/04		8	0	2	.000	0	2	.000	0	0	.000	0	0	0	1.8	0	0	1	0	0	0	0	2.3	
at Weber State	12-23-04		6	0	0	.000	0	0	.000	0	0	.000	0	0	0	1.6	0	0	0	1	0	0	0	2.1	
SOUTHERN UTAH UNIVERSITY	12/28/04		9	0	1	.000	0	0	.000	0	0	.000	0	3	3	1.8	0	0	0	0	0	1	0	1.9	
SANTA CLARA	12/31/04		2	0	1	.000	0	1	.000	0	0	.000	0	0	0	1.6	0	0	0	0	0	0	0	1.8	
at Saint Mary's (CA)	01/04/05		17	2	6	.333	1	3	.333	0	0	.000	0	1	1	1.6	0	0	0	2	0	0	5	2.0	
SAN DIEGO STATE	01/08/05		2	0	0	.000	0	0	.000	0	0	.000	0	0	0	1.5	0	0	0	0	0	0	0	1.9	
MONTANA STATE-BILLINGS	01/11/05		11	4	5	.800	2	2	1.000	0	0	.000	0	2	2	1.5	0	0	2	1	0	3	10	2.4	
at Colorado State	1-15-05		5	0	3	.000	0	2	.000	0	0	.000	0	1	1	1.5	2	0	0	0	0	0	0	2.2	
at Wyoming	1-17-05																								
AIR FORCE	1-22-05																								
Totals			7	235	14	50	.280	7	29	.241	3	4	.750	0	25	25	1.5	17	0	33	25	1	9	38	2.2
Nashif vs. New Mexico (6 games, BYU record:4-2)			1	12.2	3	7	.429	1	2	.500	0	0	.000	1	9	10	1.7	2	0	13	1	0	1	7	1.2

**CAREER HIGHS:**

POINTS: 11 at SDSU (2003)  
 FG MADE: 4 vs. MSU-Billings (2005)  
 FG ATT: 9 vs. Stanford (2005)  
 FG%: 1.000 (3-3) at SDSU (2003)  
 3FG MADE: 3 at SDSU (2003)  
 3FG ATT: 5 vs. Sanford, Cal (2005)  
 3FG%: 1.000 (3-3) at SDSU (2003)  
 FT MADE: 6 vs. Rice  
 FT ATT: 6 vs. CSUN (2002), Rice  
 FT %: 1.000 (6-6) vs. Rice  
 REB: 8 vs. California (2005)  
 ASSISTS: 10 at USC (2005)  
 STEALS: 3 vs. MSU-Billings (2005), at AFA (2004)  
 BLOCKS: 2 vs. UNLV  
 MINUTES: 31 vs. California (2005)

**NASHIF PRIOR YEARS' STATS**

YEAR	GP	GS	MIN	AVG	FG	FGA	PCT	3FG	FGA	PCT	FT	FTA	PCT	OFF	DEF	TOT	AVG	PF	FO	A	AVG	TO	BLK	STL	PTS	AVG
2001-02	21	0	60	2.9	1	3	.333	0	2	.000	9	12	.750	0	9	9	0.4	9	0	10	0.5	9	0	2	11	0.5
2002-03	32	6	470	14.7	21	61	.344	10	26	.385	17	23	.739	5	47	52	1.6	43	0	68	2.1	23	3	18	69	2.2
2003-04	23	1	171	7.4	6	22	.273	3	13	.231	7	9	.778	2	22	24	1.0	21	1	26	1.1	10	1	9	22	1.0
<b>3-Year Totals</b>	<b>76</b>	<b>7</b>	<b>701</b>	<b>9.2</b>	<b>28</b>	<b>86</b>	<b>.326</b>	<b>13</b>	<b>41</b>	<b>.317</b>	<b>33</b>	<b>44</b>	<b>.750</b>	<b>7</b>	<b>78</b>	<b>85</b>	<b>1.1</b>	<b>73</b>	<b>1</b>	<b>104</b>	<b>1.3</b>	<b>42</b>	<b>4</b>	<b>29</b>	<b>102</b>	<b>1.3</b>





**JOSHUA BURGESS**  
 6-8 • 230 • junior • forward  
 Irvine, Calif.

**BURGESS LATELY:** Played in his second game of the season vs. MSU-Billings, knocking down a three-pointer for his first bucket of the year ... Saw his prior regular-season action of the year vs. Southern Utah with one rebound and one assist in three minutes played ... Played in both exhibition games, logging an average of 4.0 minutes per game.

**NOTING BURGESS:** Burgess joined the team in fall 2003 as a sophomore after playing at Irvine Valley College in 2003 ... He practiced with the team while sitting out due to transfer rules .... He is an aggressive rebounder with a good shooting touch with three-point range.

**PERSONAL:** Burgess was born March 1981 in Sandy, Utah ... parents are Kenneth and Sandi Burgess ... has three brothers and one sister ... brother Chris played at Duke and Utah before playing professionally overseas ... brother David is a freshman teammate at BYU this season and first cousin Sam Burgess is a sophomore who has joined the team after returning from a two-year mission ... sister Angela played on BYU's women's basketball team from 1998-99 ... served a two-year mission for the Church of Jesus Christ of Latter-day Saints in San Pablo, Philippines from August 2000 to July 2002 ... fitness and wellness management major.

**Joshua Burgess – 2004-05 Game-by-Game**

Opponent	Date	GS	Min	TOTAL			3-PTS			REBOUNDS														
				FG	FGA	Pct.	3FG	FGA	Pct.	FT	FTA	Pct.	Off	Def	Tot	Avg	PF	FO	A	TO	Blk	Stl	Pts	Avg
vs North Carolina	11-22-04			DNP - coaches decision																				
vs Stanford	11-23-04			DNP - coaches decision																				
vs Chaminade	11-24-04			DNP - coaches decision																				
CALIFORNIA	11-27-04			DNP - coaches decision																				
at Utah State	12-01-04			DNP - coaches decision																				
at USC	12-04-04			DNP - coaches decision																				
BOISE STATE UNIVERSITY	12-08-04			DNP - coaches decision																				
vs Washington State University	12-11-04			DNP - coaches decision																				
UTAH STATE	12-18-04			DNP - coaches decision																				
NORTH CAROLINA STATE	12-21-04			DNP - coaches decision																				
at Weber State	12-23-04			DNP - coaches decision																				
SOUTHERN UTAH UNIVERSITY	12-28-04	3	0	1	.000	0	0	.000	0	0	.000	0	1	1	1.0	0	0	1	0	0	0	0	0.0	
SANTA CLARA	12-31-04			DNP - coaches decision																				
at Saint Mary's (CA)	01-04-05			DNP - coaches decision																				
SAN DIEGO STATE	01-08-05			DNP - coaches decision																				
MONTANA STATE-BILLINGS	01-11-05	6	1	1	1.000	1	1	1.000	0	0	.000	0	0	0	0.5	0	0	0	0	0	0	3	1.5	
at Colorado State	1-15-05			DNP - coaches decision																				
at Wyoming	1-17-05			DNP - coaches decision																				
AIR FORCE	1-22-05			DNP - coaches decision																				
<b>Totals</b>		0	9	1	2	.500	1	1	1.000	0	0	.000	0	1	1	0.5	0	0	1	0	0	0	3	1.5

**CAREER HIGHS:**

- POINTS: - 3 vs. MSU-Billings (2005)
- FG MADE: - 1 vs. MSU-Billings (2005)
- FG ATT: 1 vs. MSU-Billings (2005), vs. Southern Utah (2005)
- FG%: 1.000 (1-1) vs. MSU-Billings (2005)
- 3FG MADE: - 1 vs. MSU-Billings (2005)
- 3FG ATT: - 1 vs. MSU-Billings (2005)
- 3FG%: - 1.000 (1-1) vs. MSU-Billings (2005)
- FT MADE: -
- FT ATT: -
- FT%: -
- REB: 1 vs. Southern Utah (2005)
- ASSISTS: 1 vs. Southern Utah (2005)
- STEALS: -
- BLOCKS: -
- MINUTES: 3 vs. Southern Utah (2005)





**5 PLAYERS SCORE IN DOUBLE FIGURES**

12/28/04 vs. Southern Utah Ainge (14),  
Rose (14), Hall (12), Balderson (11), Dawes (10)

**6 PLAYERS SCORE IN DOUBLE FIGURES**

1/11/05 vs. MSU-Billings 110-70 W, Jensen 16, Hall 14,  
Rose 14, Ainge 10, Nashif 10, Young 10

**A PLAYER RECORD A DOUBLE-DOUBLE**

1/22/05 vs. Air Force  
Kenna Young, 14 points, 11 rebounds

**TWO PLAYERS RECORD A DOUBLE-DOUBLE**

1/23/99 vs. CS Northridge  
Mark Bigelow 23 points, 11 rebounds  
Nathan Cooper 15 points, 10 rebounds

**TWO DOUBLE-DIGIT REBOUNDS**

12/30/03 at Santa Clara [Cable Car Classic]  
Rafael Araujo-12, Jake Shoff-12

**SIX PLAYERS HAD 5 OR MORE REBOUNDS**

1/8/05 vs. San Diego State, Jensen-7, Hall-6, Rose-6,  
Meads-6, Ainge-6, Miles-5

**FIVE PLAYERS HAD 6 OR MORE REBOUNDS**

1/8/05 vs. San Diego State, Jensen-7, Hall-6, Rose-6,  
Meads-6, Ainge-6

**TWO PLAYERS FOULED OUT**

2/23/04 vs. Air Force  
Hall, Shoff

**THREE OR MORE PLAYERS FOULED OUT**

12/30/03 at Santa Clara [Cable Car Classic]  
Araujo, Jensen, Shoff

**A PLAYER EJECTED FROM THE GAME**

11/23/02 vs. Kansas State  
Travis Hansen (2 technical fouls)

**A BYU PLAYER RECEIVED A TECHNICAL FOUL**

1/4/05 at Saint Mary's (hang on rim) - Chris Miles

**A BYU COACH RECEIVED A TECHNICAL FOUL**

3/3/03 at UNM - Steve Cleveland

**AN OPPONENT COACH RECEIVED A TECHNICAL FOUL**

12/13/03 vs USC - USC coach Henry Bibby

**AN OPPONENT PLAYER RECEIVED A TECHNICAL FOUL**

1/22/05 vs. Air Force - Jacob Burtschi

**AT LEAST TWO PLAYERS SCORED 20+ POINTS**

12/31/04 vs. Santa Clara  
Mike Rose-26, Jared Jensen-23

**THREE PLAYERS SCORED 20+ POINTS**

1/16/03 vs. UNLV Rafael Araujo-22  
Mark Bigelow-21; Travis Hansen-20

**FOUR PLAYERS SCORED 20+ POINTS**

1/13/79 vs. UNM D. Ainge-27; Scott Runia-25;  
Devin Durrant-20; Alan Taylor-20.

**TWO PLAYERS SCORED 25+ POINTS**

3/1/01 at New Mexico  
Terrell Lyday-26; Mekeli Wesley-25

**A PLAYER SCORED 30+ POINTS**

12/06/03 vs. Oklahoma State (at Delta Center)  
Rafael Araujo-32

**PLAYER ATTEMPTED 20 OR MORE FIELD GOALS**

3/20/03 21, Travis Hansen vs. Connecticut (8-21)

**A PLAYER WITH 5 STEALS**

2/9/04 vs. SDSU - Mike Hall

**A PLAYER HAD DOUBLE-DIGIT ASSISTS**

12/4/04 at USC  
Terry Nashif - 10

**A PLAYER MADE DOUBLE-DIGIT FREE THROWS**

2/7/04 vs. UNLV  
Mike Hall - 10-of-10

**A PLAYER 100% AT FT LINE (MIN. 8 ATTS)**

1/8/05 vs. SDSU - Mike Hall (8-8)

**A PLAYER 100% FROM FLOOR (MIN. 5 ATTS)**

1/02/03 vs. Pepperdine  
Jake Shoff (6-6)

**A PLAYER 100% ON TREYS (MIN. 3 ATTS)**

3/18/04 vs. Syracuse at NCAA - Mike Hall (3-3)

**DID NOT MAKE A TREY (259 STRAIGHT GAMES WITH 3)**

11/22/96 vs. CS Fullerton (0-9)

**LAST TIME OPPONENT DID NOT MAKE A TREY**

12/14/02 Utah State (0-5)

**BYU HAD SIX OR FEWER TURNOVERS**

3/10/00 vs. Utah, 6

**BYU COMMITTED 25-PLUS TURNOVERS**

1/4/05 at Saint Mary's, 72-51 L (25)

**BYU COMMITTED 11 OR LESS TEAM FOULS IN A GAME**

12/7/00 vs. Florida International, 11

**BYU SCORED 90 POINTS**

12/8/04 vs. Boise State 90-77 W

**BYU SCORED 100 POINTS**

1/11/05 vs. MSU-Billings 110-70 W

**BYU SCORED 110 POINTS**

1/11/05 vs. MSU-Billings 110-70 W

**BYU SCORED LESS THAN 50 POINTS IN A GAME**

1/22/05 vs. Air Force 49-52 L

**HELD OPPONENT TO LESS THAN 50 POINTS IN A GAME**

12/11/04 vs. Washington State 46-49 L

**BYU SCORED LESS THAN 40 POINTS IN A GAME**

2/3/97 @ New Mexico 32-74 L

**HELD OPPONENT TO LESS THAN 40 POINTS IN A GAME**

2/3/03 vs. Air Force 65-33 W

**SHOT 60% FG**

12/23/04 @ Weber State, (.604) won, 79-61

**OPPONENT SHOT 60% FG**

1/24/04 @ Air Force 72.5 percent

**SHOT 70% FG IN A HALF**

12/31/04 vs. Santa Clara, (.727) 16-22

**DID NOT MISS A 2-POINT ATTEMPT IN A HALF**

2/23/04 vs. Air Force, 13-13 inside the arc, (14-17, .824  
overall)

**SHOT 100% FT**

1/4/05 @ Saint Mary's 3-for-3

**SHOT 90% FT**

12/31/04 vs. Santa Clara 91.7 percent 33-for-36

**SHOT LESS THAN 50% FT**

1/22/05 vs. Air Force 37.5 percent (3-8)

**SHOT 60% THREE-POINTERS**

1/11/05 vs. MSU-Billings, 62.5 percent 10-for-16

**SHOT 70% THREE-POINTERS**

1/16/93 @ Air Force 73.3 percent 11-for-15

**OPPONENT SCORED LESS THAN 20 POINTS IN FIRST HALF**

1/8/05 SDSU, 19 (BYU led 28-19)

**SCORED LESS THAN 20 POINTS IN THE FIRST HALF**

11/22/04 vs. North Carolina, 18 (trailed 18-48)  
12/21/04 vs. NC State, 18 (trailed 18-40)

**SCORED LESS THAN 20 POINTS IN THE SECOND HALF**

1/15/00 vs. Utah, 19

**SCORED OVER 50 POINTS IN FIRST HALF**

1/11/05 vs. MSU-Billings, 57

**SCORED OVER 50 POINTS IN SECOND HALF**

1/11/05 vs. MSU-Billings, 53

**SCORED OVER 60 POINTS IN FIRST HALF**

2/25/93 vs. Sacramento St. 62

**SCORED OVER 60 POINTS IN SECOND HALF**

12/28/95 vs. Morgan St. 61

**ALLOWED OVER 50 POINTS IN A HALF**

12/23/03 at Utah State - 51 (first half)

**WON BY 50 POINTS**

2/25/93 vs. Sacramento State (50) 128-78 W

**WON BY 40 POINTS**

1/11/05 vs. MSU-Billings (40) 110-70 W

**WON BY 30 POINTS**

12/10/03 vs. Western Oregon (36) 92-56 W

**WON BY 25 POINTS**

12/28/04 vs. SUU (25) 77-52 W

**LOST BY 35-plus POINTS**

11/22/04 vs. North Carolina (36) 86-50 L

**LOST BY 25 POINTS**

1/7/04 @ NC State (27) 89-62 L

**PLAYED OVERTIME GAME**

2/9/04 vs. SDSU 83-69 W

**WON GAME IN SINGLE OVERTIME**

2/9/04 vs. SDSU 83-69 W

**LOST IN OVERTIME**

3/14/03 vs. CSU at MWC 80-86 L

**PLAYED A DOUBLE OT GAME**

3/5/88 vs. Utep 80-83 L 2OT

**PLAYED A TRIPLE OT GAME**

2/28/98 @ Utep 76-75 W 3OT

**WON 15 STRAIGHT GAMES**

1987-88 (17)

**WON 10 STRAIGHT GAMES**

1992-93 (13)

**WON 9 STRAIGHT GAMES**

2003-04

**WON 6 STRAIGHT GAMES**

2003-04 (twice)

**LOST 3 STRAIGHT GAMES**

2004-05 (three times)  
vs. California, @ Utah State, @ USC  
vs. Wash St., Utah State, NC State  
@Colorado State, @ Wyoming, vs. Air Force

**LOST 4 STRAIGHT GAMES**

1998-99 Fresno St., @ UTEP, @ UNM, Utah

**LOST 5 STRAIGHT**

1997-98 (9)

**LOST 10 STRAIGHT GAMES**

1996-97 (21) - school record

**WENT TO AN NCAA GAME**

3/18/04 vs. Syracuse 75-80 L

**WON AN NCAA GAME**

3/18/93 vs. SMU 80-71 W  
Then lost to Kansas 76-90 in second round

**WON TWO NCAA GAMES**

1980-81 Princeton 60-51, UCLA 78-55, Notre Dame 51-  
50 Then lost to Virginia 60-74 L

**WON THREE NCAA GAMES**

Same as above

**WON FOUR NCAA GAMES**

Never

**PLAYED IN THE NIT**

2001-2002 Season

**WON AN NIT GAME**

3/14/02 vs. UC Irvine 78-55 W

**WON TWO NIT GAMES**

1999-00 Bowling Green 81-54, So. Illinois 82-57  
Then lost to Notre Dame in quarterfinals

**WON THREE NIT GAMES**

1965-66 NIT CHAMPIONS  
1950-51 NIT CHAMPIONS

**WON CONFERENCE TOURNEY**

2000-01

**WON CONFERENCE REGULAR SEASON**

2002-03 Tied with Utah

**WON CONFERENCE REGULAR SEASON OUTRIGHT**

1987-88

**APPEARED ON ESPN**

1/17/05 at Wyoming, 83-71 L

**APPEARED ON ESPN 2**

11/22/04 vs. North Carolina, 86-50 L

**APPEARED ON ESPN+PLUS**

1/15/05 @ Colorado State, 74-67 L

**APPEARED ON CBS**

3/15/03 vs. Syracuse 75-80 L

**APPEARED ON ABC**

1/22/05 vs. Air Force, 49-52 L

**WAS RANKED IN THE TOP-25 AP POLL**

1992-93 Season Ranked 21st

**FINISHED SEASON RANKED IN THE TOP-25 POLL**

1987-88 Season 19th (AP), 17th (UPI)

# 2004-05 Individual Game Box Scores

# 2004-05 BYU Men's Basketball

## BYU vs. No. 11 North Carolina – Game #1 (Maui)

11-23-04 4 p.m. at Lahaina Civic Center, Maui, Hawaii  
VISITORS: Brigham Young D-1

#	Player	totfg		3-pt		rebounds			pf	tp	a	to	blk	s	min
		f	a	f	a	ft	of	de							
41	MEADS, Garner	f	1	6	0	0	0	3	2	3	3	4	1	1	22
52	JENSEN, Jared	f	4	7	0	2	3	0	3	4	8	1	1	0	26
01	HALL, Mike	g	4	15	2	8	2	1	3	4	10	4	1	1	25
02	ROSE, Mike	g	2	7	1	5	0	0	1	1	0	5	1	0	15
10	NASHIF, Terry	g	1	3	1	3	0	0	1	1	1	3	4	8	0
03	YOUNG, Keena	g	3	8	0	2	3	5	5	10	1	9	0	0	23
13	AINGE, Austin	g	2	3	2	3	0	0	1	1	1	6	1	4	18
20	BURGESS, Sam	g	2	7	0	2	0	0	0	1	4	4	0	2	15
34	BURGESS, David	g	0	1	0	0	0	0	0	0	2	0	0	0	5
43	DAWES, Derek	g	0	0	0	0	0	0	0	0	1	0	1	0	3
44	PLASTED, Trent	g	0	2	0	0	2	1	2	3	0	2	1	1	18
54	MILES, Chris	g	0	1	0	0	0	0	3	2	5	1	0	1	7
TEAM						2		3		5		1		7	
Totals.....		18 57		6 23		8 14		15 28		43 21		50 8		27 4 7 200	

TOTAL FG%	1st Half: 52.7 18.5%	2nd Half: 13-30 43.3%	Game: 31.6%	DEADB
3-Pt. FG%	1st Half: 3-13 23.1%	2nd Half: 3-10 30.0%	Game: 26.1%	REBOUNDS
F Throw %	1st Half: 5-8 62.5%	2nd Half: 3-6 50.0%	Game: 57.1% 2	

HOME TEAM: North Carolina 1-1

#	Player	totfg		3-pt		rebounds			pf	tp	a	to	blk	s	min
		f	a	f	a	ft	of	de							
21	Williams, Jawad	f	4	9	0	2	3	5	1	5	6	1	11	0	0
42	May, Sean	c	7	11	0	4	6	3	5	8	2	18	0	3	0
02	Felton, Raymond	g	2	10	2	7	0	0	2	2	3	6	7	2	0
05	Manuel, Jackie	g	2	5	0	2	3	1	2	0	6	2	0	0	24
32	McCart, Rashad	g	5	9	3	6	0	0	5	5	3	13	3	1	0
01	Scott, Melvin	g	3	6	2	5	2	2	0	0	0	10	0	0	13
03	Terry, Rayshawn	g	2	3	1	2	0	0	1	0	1	5	0	3	0
11	Thomas, Quentin	g	0	1	0	0	0	0	0	0	0	2	1	0	8
15	Everett, Charlie	g	0	0	0	0	0	0	0	0	0	0	0	0	0
22	Miller, West	g	0	2	0	0	0	0	0	0	0	1	0	0	6
24	Williams, Marvin	g	1	4	0	0	6	3	3	6	3	8	1	2	0
25	Grant, Damien	g	0	4	0	0	0	0	2	0	0	0	0	0	4
34	Noel, David	g	3	4	0	0	1	1	2	5	7	4	7	3	0
35	Hooker, C.J.	g	0	0	0	0	0	0	0	0	0	0	0	0	2
41	Sanders, Byron	g	1	1	0	0	0	0	1	0	1	0	2	0	0
TEAM						2		2		2		2		2	
Totals.....		30 69		8 26		18 23		14 28		42 17		86 19		12 1 15 200	

TOTAL FG%	1st Half: 17.36 47.2%	2nd Half: 13-33 39.4%	Game: 43.5%	DEADB
3-Pt. FG%	1st Half: 3-13 23.1%	2nd Half: 5-13 38.5%	Game: 30.8%	REBOUNDS
F Throw %	1st Half: 11-14 78.6%	2nd Half: 7-9 77.8%	Game: 78.3% 2	

Officials: Bob Donato, Craig Peterson, J.D. Collins

Technical fouls: Brigham Young-None, North Carolina-None.

Attendance: 2500

Score by Periods	1st	2nd	Total
Brigham Young	18	32	50
North Carolina	48	38	86

Points in the paint-BY 16,NC 40. Points off turnovers-BY 6,NC 30.  
2nd chance points-BY 6,NC 17. Fast break points-BY 7,NC 19.  
Bench points-BY 22,NC 32. Score tied-1 time. Lead changes-0 times.

## BYU vs. Stanford – Game #2 (Maui Invitational)

11-23-04 11 a.m. at Lahaina Civic Center, Maui, Hawaii  
VISITORS: Brigham Young D-2

#	Player	totfg		3-pt		rebounds			pf	tp	a	to	blk	s	min
		f	a	f	a	ft	of	de							
41	MEADS, Garner	f	3	7	0	0	3	2	3	5	4	9	0	3	1
52	JENSEN, Jared	f	4	7	0	0	3	5	1	2	2	11	0	2	0
01	HALL, Mike	g	2	8	1	3	2	2	4	6	3	7	2	1	0
02	ROSE, Mike	g	2	5	2	2	4	0	2	0	8	0	3	0	25
10	NASHIF, Terry	g	2	9	1	5	2	2	0	1	4	7	1	3	0
03	YOUNG, Keena	g	2	4	0	0	2	3	1	3	4	0	6	0	1
13	AINGE, Austin	g	0	1	0	0	0	0	0	0	0	1	0	0	12
20	BURGESS, Sam	g	0	3	0	2	0	0	0	1	1	0	1	0	8
43	DAWES, Derek	g	2	4	0	0	0	0	3	7	10	4	4	0	1
44	PLASTED, Trent	g	0	0	0	0	0	1	4	1	3	4	1	0	18
TEAM						1		2		3		4		9	
Totals.....		17 48		4 16		15 23		11 27		38 20		53 4		19 1 3 200	

TOTAL FG%	1st Half: 9-26 34.6%	2nd Half: 8-22 36.4%	Game: 35.4%	DEADB
3-Pt. FG%	1st Half: 2-9 22.2%	2nd Half: 2-7 28.6%	Game: 25.0%	REBOUNDS
F Throw %	1st Half: 5-7 71.4%	2nd Half: 10-16 62.5%	Game: 65.2% 4.1	

HOME TEAM: Stanford 2-1

#	Player	totfg		3-pt		rebounds			pf	tp	a	to	blk	s	min
		f	a	f	a	ft	of	de							
20	Grunfeld, Dan	f	6	12	1	4	7	8	1	6	7	1	20	0	1
01	Haysz, Matt	f	3	10	0	0	0	2	6	8	4	6	1	1	3
42	Little, Rob	c	2	5	0	0	1	2	1	2	3	5	1	4	0
11	Hernandez, Chris	g	1	6	1	4	6	1	1	2	3	3	9	3	0
21	Robinson, Nick	g	4	8	0	1	0	4	4	8	3	8	2	2	0
10	Morris, Jim	g	3	6	0	1	4	0	2	1	10	4	0	0	21
31	Fingen, Taj	g	2	2	0	0	1	1	2	4	1	0	0	1	13
32	Haas, Jason	g	0	1	0	0	0	0	0	0	0	0	0	0	14
44	Washington, Fred	g	0	4	0	0	0	0	0	0	1	0	0	0	4
55	Prowitt, Peter	g	0	1	0	0	0	0	1	1	2	2	0	1	0
TEAM						1		2		2		1		9	
Totals.....		21 55		2 11		18 25		11 23		34 23		62 13		11 4 7 200	

TOTAL FG%	1st Half: 10-30 33.3%	2nd Half: 11-25 44.0%	Game: 38.2%	DEADB
3-Pt. FG%	1st Half: 1-6 16.7%	2nd Half: 1-5 20.0%	Game: 18.2%	REBOUNDS
F Throw %	1st Half: 7-9 77.8%	2nd Half: 11-16 68.8%	Game: 72.0% 2.1	

Officials: Tony Greene, Steve Skiles, Brian Forte

Technical fouls: Brigham Young-None, Stanford-None.

Attendance: 2500

Score by Periods	1st	2nd	Total
Brigham Young	25	28	53
Stanford	28	34	62

Points in the paint-BY 20,STAN 34. Points off turnovers-BY 11,STAN 15.  
2nd chance points-BY 7,STAN 10. Fast break points-BY 3,STAN 8.  
Bench points-BY 11,STAN 14. Score tied-4 times. Lead changes-3 times.

## BYU vs. Chaminade – Game #3 (Maui Invitational)

11-24-04 2 p.m. at Lahaina Civic Center, Maui, Hawaii  
VISITORS: Brigham Young 1-2

#	Player	totfg		3-pt		rebounds			pf	tp	a	to	blk	s	min
		f	a	f	a	ft	of	de							
03	YOUNG, Keena	f	7	12	0	0	0	3	3	6	2	14	0	0	23
52	JENSEN, Jared	c	6	8	0	0	4	4	1	5	4	16	0	3	0
01	HALL, Mike	g	5	12	2	2	2	3	3	6	0	14	5	1	0
02	ROSE, Mike	g	2	5	1	3	0	0	0	0	0	5	3	1	0
10	NASHIF, Terry	g	2	3	0	0	0	0	0	4	2	4	5	1	1
05	REISMAN, Joshua	g	1	1	0	0	0	0	0	0	0	2	0	1	0
12	REICHER, Brook	g	0	0	0	0	0	0	0	0	0	0	0	1	0
13	AINGE, Austin	g	1	3	0	1	0	0	0	4	3	2	3	0	14
20	BURGESS, Sam	g	3	11	2	6	0	0	1	2	3	3	8	0	2
43	DAWES, Derek	g	4	7	0	2	2	0	6	6	1	10	1	2	1
44	PLASTED, Trent	g	0	1	0	0	0	0	0	0	0	0	0	0	3
54	MILES, Chris	g	0	0	0	0	2	3	0	0	0	2	0	0	0
TEAM						1		2		3		1		2	
Totals.....		31 63		5 15		10 10		12 24		36 17		77 16		15 5 10 200	

TOTAL FG%	1st Half: 14-34 41.2%	2nd Half: 17-29 58.6%	Game: 49.2%	DEADB
3-Pt. FG%	1st Half: 2-10 20.0%	2nd Half: 3-5 60.0%	Game: 33.3%	REBOUNDS
F Throw %	1st Half: 3-3 100%	2nd Half: 7-7 100%	Game: 100% 0	

HOME TEAM: Chaminade 1-3

#
---

# 2004-05 Individual Game Box Scores

# 2004-05 BYU Men's Basketball

## BYU vs. Boise State – Game #7

12/08/04 7:05 p.m. at Provo, UT

VISITORS: Boise State University 4-3, 0-0 WAC

#	Player	totfg		3-pt		rebounds		pf	tp	a	to	blk	s	min									
		fg	fga	fga	fga	fta	fta								of	de							
21	BLAKESBURG, Jer	f	4	14	0	4	1	2	6	3	9	4	3	0	35								
25	BANKS, Tazarray	f	7	24	0	1	2	0	4	2	5	0	0	0	19								
45	ELLIS, Jason	f	9	16	0	2	4	5	10	4	20	2	4	1	26								
05	KARL, Coby	g	4	11	2	0	1	1	2	4	10	7	2	2	33								
35	HARRIS, Franco	g	4	9	4	0	0	0	3	2	12	2	3	0	27								
04	ROBINSON, Seth	g	2	8	0	0	0	0	2	1	0	0	0	0	9								
11	THOMPSON, McNeal	g	6	14	4	3	3	2	0	2	19	1	0	0	17								
12	LLOYD, Kareem	g	1	3	0	0	0	0	5	2	2	1	2	0	15								
44	GANOUS, Kenney	g	0	1	0	0	0	0	1	2	2	0	0	0	9								
TEAM						1		2		7		14		3									
Totals.....		30		74		10		28		7		13		14		25		39		2		200	
TOTAL FG%		1st Half: 13-29		44%		2nd Half: 17-45		37%		Game: 40%		DEADB		BALL									
3-Pt. FG%		1st Half: 5-12		41%		2nd Half: 5-16		31%		Game: 35%		REBOUNDS											
F Throw %		1st Half: 0-2		0.00		2nd Half: 7-11		63%		Game: 53%													

HOME TEAM: Brigham Young 2-5, 0-0 MWC

#	Player	totfg		3-pt		rebounds		pf	tp	a	to	blk	s	min									
		fg	fga	fga	fga	fta	fta								of	de							
41	MEADS, Garner	f	1	1	0	0	2	2	0	3	3	4	4	2	1	0	14						
52	JENSEN, Jared	c	3	9	0	0	7	8	2	3	5	1	13	1	0	0	25						
01	HALL, Mike	g	3	12	3	5	6	2	7	9	2	21	5	1	0	0	38						
10	NASHIF, Terry	g	0	2	0	1	2	0	0	1	1	0	1	0	1	0	17						
23	BALDERSON, Jimmy	g	1	6	1	4	0	0	2	2	0	3	1	0	0	0	18						
02	ROSE, Mike	g	6	9	6	9	1	2	3	3	3	11	9	3	0	0	23						
03	YOUNG, Keena	g	4	6	0	0	0	4	3	5	8	2	11	2	1	1	20						
13	AINGE, Austin	g	4	8	2	4	6	0	5	3	14	5	3	0	1	25							
43	DAWES, Derek	g	1	3	0	0	0	1	0	3	2	2	0	2	1	0	14						
54	MILES, Chris	g	1	1	0	0	0	0	1	1	2	0	2	2	1	6							
TEAM						1		2		3		1		2		6							
Totals.....		28		57		11		23		31		8		35		43		16		9		150	
TOTAL FG%		1st Half: 13-29		44%		2nd Half: 15-28		53%		Game: 49%		DEADB		BALL									
3-Pt. FG%		1st Half: 7-12		58%		2nd Half: 4-9		44%		Game: 52%		REBOUNDS											
F Throw %		1st Half: 6-8		75%		2nd Half: 4-7		57%		Game: 74%													

Officials: Scott Thornley, Mark Whitehead, Eddie Jackson

Technical fouls: Boise State University-None; Brigham Young-None.

Attendance: 8619

Score by Periods

Boise State University 31 46 77

Brigham Young 39 51 90

Points in the paint-BOISE 18;BY 27. Points off turnovers-BOISE 15;BY 19.

2nd chance points-BOISE 16;BY 17. Fast break points-BOISE 4;BY 12.

Bench points-BOISE 21;BY 48. Score tied-4 times. Lead changes-4 times.

## BYU vs. Washington St. (Delta Crest) – Game #8

12/11/04 4:00 PM at Delta Crest, Salt Lake City, UT

VISITORS: Washington State University 4-3, 0-0 Pac-10

#	Player	totfg		3-pt		rebounds		pf	tp	a	to	blk	s	min													
		fg	fga	fga	fga	fta	fta								of	de											
34	COMBELL, Robbie	f	2	1	1	0	0	2	2	4	3	0	0	2	12												
45	WHEM, Jeff	f	2	8	0	1	4	6	3	11	1	8	3	5	0	32											
14	HENRY, Chris	c	1	4	0	0	0	0	0	0	0	0	0	0	15												
02	LOW, Derrick	g	0	2	0	0	0	0	1	1	0	0	2	0	15												
11	KELATI, Thomas	g	5	9	3	6	2	3	2	5	7	15	3	3	34												
01	AKONGIN, Josh	g	3	8	3	4	0	0	1	1	0	9	0	1	14												
05	SCHLATTER, Chris	g	1	3	0	1	0	0	0	4	2	2	3	1	0	26											
12	GREEN, Randy	g	2	4	2	4	0	0	0	0	6	0	1	0	24												
22	GILL, Shami	g	0	5	0	0	1	2	3	5	2	1	0	2	22												
24	WEAVER, Kyle	g	0	0	0	0	0	0	0	0	0	0	0	0	2												
25	SIMMONS, Isaiah	g	1	2	1	1	0	0	0	0	0	3	0	0	7												
32	HARMELING, Daven	g	0	2	0	1	0	0	0	1	1	0	1	0	7												
TEAM						2		4		4		1		7													
Totals.....		16		49		19		7		11		10		26		36		11		49		13		15		2	
TOTAL FG%		1st Half: 7-22		31.8%		2nd Half: 9-27		33.3%		Game: 32.7%		DEADB		BALL													
3-Pt. FG%		1st Half: 3-7		42.9%		2nd Half: 2-12		16.7%		Game: 52.6%		REBOUNDS															
F Throw %		1st Half: 1-3		33.3%		2nd Half: 6-8		75.0%		Game: 63.6%																	

HOME TEAM: Brigham Young 2-5, 0-0 MWC

#	Player	totfg		3-pt		rebounds		pf	tp	a	to	blk	s	min											
		fg	fga	fga	fga	fta	fta								of	de									
23	BALDERSON, Jimmy	f	0	4	0	3	4	0	0	0	0	0	0	0	19										
41	MEADS, Garner	f	0	2	0	0	2	1	9	10	2	2	2	0	28										
52	JENSEN, Jared	c	0	1	0	0	0	0	0	0	0	0	1	0	6										
01	HALL, Mike	g	1	10	1	6	0	0	0	1	1	4	3	2	36										
10	NASHIF, Terry	g	0	1	0	1	0	0	0	0	1	0	0	0	6										
02	ROSE, Mike	g	6	13	3	9	0	0	0	2	3	15	1	2	3	25									
03	YOUNG, Keena	g	1	3	0	0	0	0	0	3	2	0	0	1	15										
13	AINGE, Austin	g	7	12	2	6	0	0	0	2	2	1	6	4	0	31									
20	BURGESS, Sam	g	0	0	0	0	0	0	0	0	1	0	1	0	4										
43	DAWES, Derek	g	1	1	0	0	4	7	3	4	7	1	6	1	1	0	25								
54	MILES, Chris	g	1	1	0	0	0	0	1	1	2	1	1	0	9										
TEAM						3		4		4		1		3											
Totals.....		17		48		6		25		6		25		31		14		46		11		14		3	
TOTAL FG%		1st Half: 10-26		38.5%		2nd Half: 7-22		31.8%		Game: 35.4%		DEADB		BALL											
3-Pt. FG%		1st Half: 4-14		28.6%		2nd Half: 2-11		18.2%		Game: 24.0%		REBOUNDS													
F Throw %		1st Half: 1-2		50.0%		2nd Half: 5-7		71.4%		Game: 66.7%															

Officials: Jim Danner, Tim Gabutero, Bill Gracey

Technical fouls: Washington State University-None; Brigham Young-None.

Attendance: 10293

Score by Periods

Washington State University 18 31 49

Brigham Young 25 21 46

Points in the paint-WASHST 6;BY 18. Points off turnovers-WASHST 4;BY 13.

2nd chance points-WASHST 6;BY 1. Fast break points-WASHST 0;BY 6.

Bench points-WASHST 21;BY 41. Score tied-3 times. Lead changes-4 times.

## BYU vs. Utah State – Game #9

12/18/04 7:05 at Marriott Center, Provo, Utah

VISITORS: Utah State 7-2

#	Player	totfg		3-pt		rebounds		pf	tp	a	to	blk	s	min			
		fg	fga	fga	fga	fta	fta								of	de	
04	HARRIS, Nate	f	7	8	0	0	2	4	0	6	1	16	1	2	1	36	
25	NEIL, John	f	1	3	0	0	0	0	1	2	3	1	2	0	15		
32	NELSON, Spencer	c	9	13	1	2	7	6	5	11	3	26	7	6	0	18	
02	PAK, David	g	3	7	2	3	0	1	0	2	2	4	8	3	2	0	26
20	CARROLL, Jaycee	g	7	14	4	7	3	4	0	5	5	2	1	4	0	32	
01	CRANE,Marques	g	2	3	1	1	0	0	2	2	4	2	5	1	0	0	13
03	MATHEUS, Cass	g	0	4	0	0	0	0	0	1	2	1	0	0	0	12	
05	COX, Robert	g	0	1	0	0	0	0	0	0	0	0	0	0	0	1	
21	BROWN, Calvin	g	0	1	0	0	0	0	0	1	2	0	0	0	0	17	
23	HUBER, Chris	g	1	2	1	2	0	0	0	0	0	2	3	2	1	0	13
30	WILLIAMS, Jason	g	0	2	0	2	2	4	3	5	0	2	0				

# 2004-05 Individual Game Box Scores

# 2004-05 BYU Men's Basketball

## BYU vs. Santa Clara – Game #13

12/31/04 1:05 PM at Provo, UT  
VISITORS: Santa Clara 7-8

#	Player	totfg		3pt		rebounds			pf	tp	a	blk	s	min			
		fg	fga	fga	fga	fta	fta	of							de	tot	
05	ANGLEY, Brody	* 4	9	3	5	0	0	2	2	3	4	3	11	3	3	0	28
15	DONSON, Sean	* 2	0	0	0	2	2	1	2	3	3	2	1	1	0	0	10
30	PERKINS, Daron	* 8	17	3	7	6	8	5	10	4	25	4	0	0	3	34	
40	ROHDE, Ethan	* 3	8	3	8	0	0	1	2	2	9	4	0	0	0	27	
41	NIESEN, Travis	* 3	7	0	0	1	2	3	5	5	6	0	2	0	0	19	
11	BAILEY, Kyle	5	10	3	5	1	2	0	1	2	14	2	0	0	0	22	
12	DOUGHERTY, Scott	0	1	0	1	0	0	0	0	3	0	1	0	0	0	10	
14	NEUBURGER, Graham	0	0	0	0	0	0	0	0	0	0	0	0	0	0	1	
21	HENKE, Mitch	0	0	0	0	0	0	0	0	1	0	0	0	0	0	3	
31	BORCHART, Scott	0	3	0	0	0	1	2	3	2	0	0	0	0	0	9	
34	PARHAM, Tristan	2	6	0	0	1	0	1	0	5	4	1	3	1	0	22	
43	LEGGE, Jordan	1	1	0	0	1	2	0	2	2	3	2	1	0	0	22	
TEAM						4		15									
Totals.....		26 64		12 26		10 16			19 18			37		31 74		16 17 1 5 200	

TOTAL FG%	1st Half: 10:30 33.3%	2nd Half: 16:34 47.1%	Game: 40.6%	DEADB
3-Pt. FG%	1st Half: 4:10 40.0%	2nd Half: 8:16 50.0%	Game: 46.2%	REBOUNDS
F Throw %	1st Half: 4:7 57.1%	2nd Half: 6:9 66.7%	Game: 62.5%	0

HOME TEAM: Brigham Young 5-8

#	Player	totfg		3pt		rebounds			pf	tp	a	blk	s	min			
		fg	fga	fga	fga	fta	fta	of							de	tot	
03	YOUNG, Keena	f 0	0	0	0	2	2	0	3	3	1	2	0	1	0	14	
52	JENSEN, Jared	f 7	9	0	0	9	9	2	5	4	23	1	3	0	0	34	
43	DAWES, Derek	c 1	1	0	0	3	3	0	5	5	5	1	1	1	0	18	
01	HALL, Mike	g 3	7	1	3	3	3	0	1	1	4	10	2	3	1	27	
13	AINGE, Austin	g 2	8	1	5	4	4	0	7	7	1	9	7	5	0	27	
02	ROSE, Mike	g 7	10	4	7	8	11	0	3	3	0	26	5	0	0	33	
10	NASHIF, Terry	0	1	0	0	0	0	0	0	0	0	0	0	0	0	2	
20	BURGESS, Sam	0	0	0	0	0	0	0	0	0	1	0	0	0	0	2	
23	BALDERSON, Jimmy	0	3	0	0	0	0	0	1	1	0	0	0	0	0	6	
54	MILES, Chris	4	7	0	0	4	4	2	2	3	4	12	3	0	0	17	
TEAM						2		2									
Totals.....		24 46		17 33		36 5			25 30			20 67		19 13 5 4 200			

TOTAL FG%	1st Half: 8:24 33.3%	2nd Half: 16:22 72.7%	Game: 52.2%	DEADB
3-Pt. FG%	1st Half: 2:9 22.2%	2nd Half: 4:8 50.0%	Game: 35.3%	REBOUNDS
F Throw %	1st Half: 10:13 76.9%	2nd Half: 23:23 100%	Game: 91.7%	2

Officials: Jim Danner, Shawn Lehigh, Larry Spaulding

Technical fouls: Santa Clara-None, Brigham Young-None.

Attendance: 9534

Score by Periods	1st	2nd	Total
Santa Clara	28	46	74
Brigham Young	28	59	87

Points in the paint-STCL 26, BY 28. Points off turnovers-STCL 18, BY 18.  
2nd chance points-STCL 19, BY 6. Fast break points-STCL 2, BY 8.  
Bench points-STCL 21, BY 38. Score tied 6 times. Lead changes-10 times.

## BYU @ Saint Mary's – Game #14

01/04/05 7:36 PM at Moraga, CA (McKean Pavilion)  
VISITORS: Brigham Young 5-9

#	Player	totfg		3pt		rebounds			pf	tp	a	blk	s	min			
		fg	fga	fga	fga	fta	fta	of							de	tot	
01	HALL, Mike	* 5	10	2	4	0	0	2	2	2	12	1	1	0	35		
03	YOUNG, Keena	* 3	5	0	0	0	0	2	2	4	2	6	1	1	1	24	
13	AINGE, Austin	* 7	10	2	0	0	1	1	4	6	2	6	0	2	19		
43	DAWES, Derek	* 4	6	0	0	1	3	7	10	2	9	0	3	0	34		
52	JENSEN, Jared	* 1	3	0	0	0	0	2	5	7	3	2	1	7	0	25	
02	ROSE, Mike	2	5	2	3	0	0	3	3	1	6	2	3	0	16		
10	NASHIF, Terry	2	6	1	3	0	0	1	1	0	5	0	2	0	17		
12	REICHNER, Brock	0	0	0	0	0	0	0	0	0	0	0	0	0	2		
20	BURGESS, Sam	0	2	0	0	0	0	0	0	0	0	1	1	0	6		
23	BALDERSON, Jimmy	1	2	1	2	0	0	0	1	5	0	0	0	0	7		
54	MILES, Chris	0	5	0	0	0	0	0	2	2	4	0	0	0	17		
TEAM						2		2									
Totals.....		21 51		6 13		3 3			25 32			19 51		8 25 3 4 200			

TOTAL FG%	1st Half: 12:26 46.2%	2nd Half: 8:25 36.0%	Game: 41.2%	DEADB
3-Pt. FG%	1st Half: 3:6 50.0%	2nd Half: 3:7 42.9%	Game: 46.2%	REBOUNDS
F Throw %	1st Half: 1:1 100%	2nd Half: 2:2 100%	Game: 100%	0

HOME TEAM: Saint Mary's (CA) 12-4

#	Player	totfg		3pt		rebounds			pf	tp	a	blk	s	min			
		fg	fga	fga	fga	fta	fta	of							de	tot	
02	WOLAND, E.J.	* 2	7	1	2	1	3	0	2	2	1	6	7	3	0	29	
11	MARONEY, Paul	* 7	17	4	4	5	3	2	5	1	19	0	3	0	33		
14	KICKERT, Daniel	* 9	15	5	7	0	0	3	3	6	23	2	2	0	29		
21	WALBERG, Jason	* 0	3	0	3	2	2	0	2	1	2	4	2	1	19		
32	SANDERS, Jonathan	* 4	6	0	0	1	1	5	6	2	8	0	1	0	26		
00	BOND, Erik	0	1	0	0	0	0	0	0	0	0	0	0	0	1		
03	DaSILVA, Rafael	0	0	0	0	0	0	0	0	0	2	1	0	0	4		
05	RHALIMI, Reda	1	1	0	0	0	0	0	0	0	2	0	0	0	1		
10	WADDY, Daniel	0	0	0	0	0	0	0	0	0	1	0	0	0	2		
23	COLLINS, Brett	2	6	0	1	0	1	1	2	4	0	1	1	0	15		
24	GOLDBER, Todd	0	0	0	0	0	0	0	0	0	0	0	0	0	2		
33	SHOUBERT, Blake	0	0	0	0	0	0	2	2	1	0	0	0	0	7		
50	AQUIMANNOLI, Frederic	3	7	0	1	2	3	5	10	2	8	3	2	0	22		
TEAM						3		4									
Totals.....		28 63		7 18		9 17			25 38			13 72		18 16 2 12 200			

TOTAL FG%	1st Half: 11:30 36.7%	2nd Half: 17:33 51.5%	Game: 44.4%	DEADB
3-Pt. FG%	1st Half: 3:8 37.5%	2nd Half: 4:10 40.0%	Game: 38.9%	REBOUNDS
F Throw %	1st Half: 6:11 54.5%	2nd Half: 3:6 50.0%	Game: 52.9%	3

Officials: Mark Reischling, Tim Gaburtero, Bruce Hicks

Technical fouls: Brigham Young-MILES, Chris; Saint Mary's (CA)-None.

Attendance: 2643

Score by Periods	1st	2nd	Total
Brigham Young	28	23	51
Saint Mary's (CA)	31	41	72

Points in the paint-BY 14, SMC 36. Points off turnovers-BY 16, SMC 35.  
2nd chance points-BY 4, SMC 15. Fast break points-BY 0, SMC 12.  
Bench points-BY 16, SMC 14. Score tied 9 times. Lead changes-9 times.

## BYU vs. San Diego State – Game #15

01/08/05 7:05 pm at Marmont Center, Provo, UT  
VISITORS: San Diego State 7-7, 1-0

#	Player	totfg		3pt		rebounds			pf	tp	a	blk	s	min			
		fg	fga	fga	fga	fta	fta	of							de	tot	
01	SHAW, Trinaime	f 2	6	0	0	0	0	3	0	3	0	3	0	0	12		
42	SLAUGHTER, Marcus	f 6	17	1	5	4	6	1	5	6	3	17	2	0	1	34	
50	CAMARA, Mohamed	c 0	1	0	0	0	0	1	2	2	0	0	0	1	1	15	
01	HEATH, Brandon	g 5	16	0	3	1	3	0	2	2	0	11	2	5	0	32	
11	SMITH, Tyler	g 0	0	0	0	0	0	0	2	2	0	1	0	0	0	10	
00	JOHNSON, Tommy	0	1	0	0	0	0	0	1	1	0	1	0	0	0	20	
03	WALTON, Chris	6	8	2	0	0	0	3	6	1	12	1	1	0	30		
15	SHAPPER, John	4	4	1	2	0	0	0	0	0	5	1	1	0	18		
21	THOMAS, Matt	0	3	0	0	1	2	0	0	0	1	1	0	0	1	21	
33	MANKER, Chris	4	6	0	2	1	1	5	6	4	9	3	1	0	8		
TEAM						2		3									
Totals.....		25 62		2 14		7 12			11 22			33		16 59		17 12 2 8 200	

TOTAL FG%	1st Half: 7:31 22.6%	2nd Half: 18:31 58.1%	Game: 40.3%	DEADB
3-Pt. FG%	1st Half: 9:11 11.1%	2nd Half: 1:5 20.0%	Game: 14.3%	REBOUNDS
F Throw %	1st Half: 4:6 66.7%	2nd Half: 3:6 50.0%	Game: 58.3%	1

HOME TEAM: Brigham Young 5-10, 0-1

#	Player
---	--------



**BYU vs. Air Force – Game #19**

01/22/05 11:01 at Marriott Center, Provo, UT  
 VISITORS: Air Force 12-6, 3-0

#	Player	tot-fg		3-pt		rebounds					pf	tp	a	to	blk	s	min	
		fg	fga	fg	fga	ft	fta	of	de	tot								
21	BURTSCHI, Jacob	f	2	5	1	3	0	0	0	6	6	2	5	2	2	0	1	30
45	WELCH, Nick	c	6	12	4	5	0	0	0	4	4	2	16	1	1	0	2	38
05	McCRAW, Matt	g	5	7	2	3	2	2	0	2	2	0	14	3	0	0	5	37
11	KELLER, Tim	g	2	4	0	1	0	0	0	2	2	1	4	6	0	0	1	38
15	HOOD, Antoine	g	5	10	0	1	0	0	0	2	2	4	10	1	3	0	3	31
12	ANDERSON, Tim	0	1	0	1	0	0	0	0	0	0	0	0	0	0	1	0	3
34	NWAELELE, Dan	1	4	0	2	0	0	0	1	1	2	2	0	1	0	0	11	
35	HOLLUM, Marc	0	0	0	0	1	2	1	1	2	2	1	0	0	0	0	6	
42	BUCHANAN, Caleb	0	0	0	0	0	0	0	0	0	0	0	0	1	0	0	6	
TEAM																		
Totals.....		21	43	7	16	3	4	2	19	21	13	52	13	8	1	12	200	

TOTAL FG%	1st Half: 12-24 50.0%	2nd Half: 9-19 47.4%	Game: 48.8%	DEADBALL
3Pt. FG%	1st Half: 4-10 40.0%	2nd Half: 3-6 50.0%	Game: 43.8%	REBOUNDS
F Throw %	1st Half: 1-2 50.0%	2nd Half: 2-2 100%	Game: 75.0%	0

HOME TEAM: Brigham Young 6-13, 0-4

#	Player	tot-fg		3-pt		rebounds					pf	tp	a	to	blk	s	min	
		fg	fga	fg	fga	ft	fta	of	de	tot								
01	HALL, Mike	f	5	10	3	6	0	0	0	3	3	4	13	2	3	3	1	38
41	MEADS, Garner	f	3	6	0	0	0	2	0	1	1	1	6	0	1	0	0	27
52	JENSEN, Jared	c	1	2	0	0	0	0	1	2	3	0	2	0	0	0	11	
13	AINGE, Austin	g	1	5	1	4	2	2	2	4	6	1	5	6	5	0	29	
23	BALDERSON, Jimmy	g	2	5	1	1	0	0	0	2	2	1	5	2	1	0	29	
02	ROSE, Mike	1	4	1	4	1	2	0	0	0	0	3	4	1	2	0	20	
03	YOUNG, Keena	7	9	0	0	0	2	4	7	11	1	14	0	2	0	0	32	
20	BURGESS, Sam	0	0	0	0	0	0	0	0	0	0	1	0	0	1	0	3	
43	DAWES, Derek	0	1	0	0	0	0	0	0	1	1	0	0	0	1	0	11	
TEAM																		
Totals.....		20	42	6	15	3	8	7	21	28	12	49	11	15	4	2	200	

TOTAL FG%	1st Half: 11-24 45.8%	2nd Half: 9-19 50.0%	Game: 47.6%	DEADBALL
3Pt. FG%	1st Half: 4-9 44.4%	2nd Half: 2-6 33.3%	Game: 40.0%	REBOUNDS
F Throw %	1st Half: 3-5 60.0%	2nd Half: 0-3 0.0%	Game: 37.5%	1

Officials: Scott Thornley, Bill Gracey, Kelly Self  
 Technical fouls: Air Force-BURTSCHI, Jacob. Brigham Young-None.  
 Attendance: 10041  
 Score by Periods: 1st 2nd Total  
 Air Force 29 23 52  
 Brigham Young 29 20 49

Points in the paint-AF 28, BY 22. Points off turnovers-AF 14, BY 10.  
 2nd chance points-AF 1, BY 6. Fast break points-AF 6, BY 2.  
 Bench points-AF 3, BY 18. Score tied 8 times. Lead changes-12 times.



**2004-05 BYU Season Stats**  
**BYU Cougars Combined Team Statistics (as of Jan 22, 2005)**  
**All games**

<b>RECORD:</b>	<b>OVERALL</b>	<b>HOME</b>	<b>AWAY</b>	<b>NEUTRAL</b>
<b>ALL GAMES</b> .....	<b>(6-13)</b>	<b>(4-5)</b>	<b>(1-5)</b>	<b>(1-3)</b>
<b>CONFERENCE</b> .....	<b>(0-4)</b>	<b>(0-2)</b>	<b>(0-2)</b>	<b>(0-0)</b>
<b>NON-CONFERENCE</b> .....	<b>(6-9)</b>	<b>(4-3)</b>	<b>(1-3)</b>	<b>(1-3)</b>

##	Player	GP-GS	Min--Avg	---TOTAL---		---3-PTS---		FT-FTA	Pct	---REBOUNDS---				PF	FO	A	TO	Blk	Stl	Pts	Avg
				FG-FGA	Pct	3FG-FGA	Pct			Off	Def	Tot	Avg								
01	HALL, Mike	19-19	629 33.1	91-218	.417	34-94	.362	43-51	.843	26	48	74	3.9	41	1	43	38	6	24	259	13.6
02	ROSE, Mike	19-7	404 21.3	60-140	.429	43-105	.410	19-29	.655	3	32	35	1.8	27	0	23	25	1	8	182	9.6
13	AINGE, Austin	19-12	487 25.6	61-139	.439	28-74	.378	31-37	.838	7	50	57	3.0	32	0	73	65	0	26	181	9.5
52	JENSEN, Jared	19-18	455 23.9	62-108	.574	0-0	.000	49-56	.875	33	48	81	4.3	49	0	11	29	4	11	173	9.1
03	YOUNG, Keena	19-9	391 20.6	53-104	.510	0-3	.000	20-32	.625	44	66	110	5.8	27	0	14	15	15	9	126	6.6
23	BALDERSON, Jimmy	14-5	184 13.1	23-59	.390	11-30	.367	17-25	.680	0	15	15	1.1	16	0	12	12	0	3	74	5.3
41	MEADS, Garner	14-9	283 20.2	26-65	.400	0-1	.000	18-27	.667	21	48	69	4.9	37	1	8	22	5	7	70	5.0
43	DAWES, Derek	18-4	305 16.9	29-68	.426	0-0	.000	28-43	.651	27	56	83	4.6	32	1	5	24	16	2	86	4.8
54	MILES, Chris	17-4	199 11.7	19-54	.352	0-0	.000	9-10	.900	19	21	40	2.4	30	0	10	8	15	4	47	2.8
20	BURGESS, Sam	17-1	145 8.5	12-47	.255	7-23	.304	8-9	.889	4	11	15	0.9	27	0	8	15	3	8	39	2.3
10	NASHIF, Terry	17-7	235 13.8	14-50	.280	7-29	.241	3-4	.750	0	25	25	1.5	17	0	33	25	1	9	38	2.2
05	REISMAN, Joshua	1-0	5 5.0	1-1	1.000	0-0	.000	0-0	.000	0	0	0	0.0	2	0	0	1	0	0	2	2.0
04	BURGESS, Joshua	2-0	9 4.5	1-2	.500	1-1	1.000	0-0	.000	0	1	1	0.5	0	0	1	0	0	0	3	1.5
12	REICHNER, Brock	5-0	18 3.6	3-5	.600	1-2	.500	0-2	.000	1	3	4	0.8	2	0	1	1	0	0	7	1.4
44	PLAISTED, Trent	5-0	44 8.8	0-3	.000	0-0	.000	3-6	.500	2	6	8	1.6	2	0	1	2	0	0	3	0.6
34	BURGESS, David	2-0	7 3.5	0-1	.000	0-0	.000	0-0	.000	0	0	0	0.0	2	0	0	0	0	1	0	0.0
<b>TEAM</b> .....										29	32	61	3.2	0			4				
<b>Total</b> .....		19	3800	455-1064	.428	132-362	.365	248-331	.749	216	462	678	35.7	343	3	243	286	66	112	1290	67.9
<b>Opponents</b> .....		19	3800	476-1108	.430	133-380	.350	223-339	.658	238	437	675	35.5	329	-	278	266	57	140	1308	68.8

TEAM STATISTICS	BY	OPP	DATE	OPPONENT	W/L	SCORE	ATTEND
SCORING.....	1290	1308	11-22-04	vs North Carolina	L	50-86	2500
Points per game.....	67.9	68.8	11-23-04	vs Stanford	L	53-62	2500
Scoring margin.....	-0.9	-	11-24-04	vs Chaminade	W	77-56	2500
FIELD GOALS-ATT.....	455-1064	476-1108	11/27/04	CALIFORNIA	L	64-67	9857
Field goal pct.....	.428	.430	12/01/04	at Utah State	L	57-71	9620
3 POINT FG-ATT.....	132-362	133-380	12/04/04	at USC	L	82-87	2163
3-point FG pct.....	.365	.350	12/08/04	BOISE STATE UNIVERSITY	W	90-77	8619
3-pt FG made per game..	6.9	7.0	12/11/04	vs Washington State University	L	46-49	10283
FREE THROWS-ATT.....	248-331	223-339	12/18/04	UTAH STATE	L	62-84	11610
Free throw pct.....	.749	.658	12/21/04	NORTH CAROLINA STATE	L	61-72	9390
REBOUNDS.....	678	675	12-23-04	at Weber State	W	79-61	7043
Rebounds per game.....	35.7	35.5	12/28/04	SOUTHERN UTAH UNIVERSITY	W	77-52	10239
Rebounding margin.....	+0.2	-	12/31/04	SANTA CLARA	W	87-74	9534
ASSISTS.....	243	278	01/04/05	at Saint Mary's (CA)	L	51-72	2643
Assists per game.....	12.8	14.6	*01/08/05	SAN DIEGO STATE	L	57-59	12633
TURNOVERS.....	286	266	01/11/05	MONTANA STATE-BILLINGS	W	110-70	9506
Turnovers per game.....	15.1	14.0	*1-15-05	at Colorado State	L	67-74	3287
Turnover margin.....	-1.1	-	*1-17-05	at Wyoming Cowboys	L	71-83	7360
Assist/turnover ratio..	0.8	1.0	*01/22/05	AIR FORCE	L	49-52	10041
STEALS.....	112	140					
Steals per game.....	5.9	7.4					
BLOCKS.....	66	57					
Blocks per game.....	3.5	3.0					
WINNING STREAK.....	0	-					
Home win streak.....	0	-					
ATTENDANCE.....	91429	49899					
Home games-Avg/Game...	9-10159	6-5353					
Neutral site-Avg/Game..	-	4-4446					

SCORE BY PERIODS:	1st	2nd	Total
BYU Cougars.....	577	713	- 1290
Opponents.....	602	706	- 1308

**2004-05 BYU Season Stats**  
**BYU Cougars Overall/Conference Statistics (as of Jan 22, 2005)**  
**All games**

SUMMARY	OVERALL STATISTICS										CONFERENCE STATISTICS									
	GP-GS	Min/G	FG%	3PT%	FT%	R/G	A/G	STL	BLK	PTS/G	GP-GS	Min/G	FG%	3PT%	FT%	R/G	A/G	STL	BLK	PTS/G
HALL, Mike.....	19-19	33.1	.417	.362	.843	3.9	2.3	24	6	13.6	4-4	34.5	.340	.304	.944	3.8	2.0	4	3	14.0
ROSE, Mike.....	19-7	21.3	.429	.410	.655	1.8	1.2	8	1	9.6	4-2	27.3	.323	.200	.833	2.5	1.3	1	0	7.5
AINGE, Austin.....	19-12	25.6	.439	.378	.838	3.0	3.8	26	0	9.5	4-4	32.5	.342	.273	.818	4.8	5.0	8	0	10.3
JENSEN, Jared.....	19-18	23.9	.574	.000	.875	4.3	0.6	11	4	9.1	4-4	24.8	.500	.000	.875	6.0	0.3	2	2	6.3
YOUNG, Keena.....	19-9	20.6	.510	.000	.625	5.8	0.7	9	15	6.6	4-0	14.3	.722	.000	.000	5.0	0.3	0	2	6.5
BALDERSON, Jimmy....	14-5	13.1	.390	.367	.680	1.1	0.9	3	0	5.3	4-2	15.5	.333	.286	.667	1.8	0.5	1	0	4.0
MEADS, Garner.....	14-9	20.2	.400	.000	.667	4.9	0.6	7	5	5.0	4-1	17.3	.400	.000	.333	3.3	0.0	2	0	4.5
DAWES, Derek.....	18-4	16.9	.426	.000	.651	4.6	0.3	2	16	4.8	4-0	13.5	.313	.000	.600	2.3	0.0	0	3	3.3
MILES, Chris.....	17-4	11.7	.352	.000	.900	2.4	0.6	4	15	2.8	3-3	15.7	.350	.000	1.000	4.0	0.3	0	2	5.3
BURGESS, Sam.....	17-1	8.5	.255	.304	.889	0.9	0.5	8	3	2.3	4-0	5.8	.333	.333	.000	0.8	0.5	1	0	0.8
NASHIF, Terry.....	17-7	13.8	.280	.241	.750	1.5	1.9	9	1	2.2	2-0	3.5	.000	.000	.000	0.5	0.0	0	0	0.0
REISMAN, Joshua.....	1-0	5.0	1.000	.000	.000	0.0	0.0	0	0	2.0										
BURGESS, Joshua.....	2-0	4.5	.500	1.000	.000	0.5	0.5	0	0	1.5										
REICHNER, Brock.....	5-0	3.6	.600	.500	.000	0.8	0.2	0	0	1.4	1-0	5.0	.000	.000	.000	1.0	0.0	0	0	0.0
PLAISTED, Trent.....	5-0	8.8	.000	.000	.500	1.6	0.2	0	0	0.6										
BURGESS, David.....	2-0	3.5	.000	.000	.000	0.0	0.0	1	0	0.0										
Total.....	19		.428	.365	.749	35.7	12.8	112	66	67.9	4		.380	.256	.754	37.0	10.0	19	12	61.0
Opponents.....	19		.430	.350	.658	35.5	14.6	140	57	68.8	4		.469	.333	.622	33.0	15.0	30	14	67.0

SCORING	OVERALL STATISTICS								CONFERENCE STATISTICS							
	FG-FGA	FG%	3FG-FGA	3PT%	FT-FTA	FT%	PTS	PTS/G	FG-FGA	FG%	3FG-FGA	3PT%	FT-FTA	FT%	PTS	PTS/G
HALL, Mike.....	91-218	.417	34-94	.362	43-51	.843	259	13.6	16-47	.340	7-23	.304	17-18	.944	56	14.0
ROSE, Mike.....	60-140	.429	43-105	.410	19-29	.655	182	9.6	10-31	.323	5-25	.200	5-6	.833	30	7.5
AINGE, Austin.....	61-139	.439	28-74	.378	31-37	.838	181	9.5	13-38	.342	6-22	.273	9-11	.818	41	10.3
JENSEN, Jared.....	62-108	.574	0-0	.000	49-56	.875	173	9.1	9-18	.500	0-0	.000	7-8	.875	25	6.3
YOUNG, Keena.....	53-104	.510	0-3	.000	20-32	.625	126	6.6	13-18	.722	0-0	.000	0-3	.000	26	6.5
BALDERSON, Jimmy....	23-59	.390	11-30	.367	17-25	.680	74	5.3	5-15	.333	2-7	.286	4-6	.667	16	4.0
MEADS, Garner.....	26-65	.400	0-1	.000	18-27	.667	70	5.0	8-20	.400	0-0	.000	2-6	.333	18	4.5
DAWES, Derek.....	29-68	.426	0-0	.000	28-43	.651	86	4.8	5-16	.313	0-0	.000	3-5	.600	13	3.3
MILES, Chris.....	19-54	.352	0-0	.000	9-10	.900	47	2.8	7-20	.350	0-0	.000	2-2	1.000	16	5.3
BURGESS, Sam.....	12-47	.255	7-23	.304	8-9	.889	39	2.3	1-3	.333	1-3	.333	0-0	.000	3	0.8
NASHIF, Terry.....	14-50	.280	7-29	.241	3-4	.750	38	2.2	0-3	.000	0-2	.000	0-0	.000	0	0.0
REISMAN, Joshua.....	1-1	1.000	0-0	.000	0-0	.000	2	2.0								
BURGESS, Joshua.....	1-2	.500	1-1	1.000	0-0	.000	3	1.5								
REICHNER, Brock.....	3-5	.600	1-2	.500	0-2	.000	7	1.4	0-0	.000	0-0	.000	0-0	.000	0	0.0
PLAISTED, Trent.....	0-3	.000	0-0	.000	3-6	.500	3	0.6								
BURGESS, David.....	0-1	.000	0-0	.000	0-0	.000	0	0.0								
Total.....	455-1064	.428	132-362	.365	248-331	.749	1290	67.9	87-229	.380	21-82	.256	49-65	.754	244	61.0
Opponents.....	476-1108	.430	133-380	.350	223-339	.658	1308	68.8	100-213	.469	22-66	.333	46-74	.622	268	67.0

TOTALS	OVERALL STATISTICS										CONFERENCE STATISTICS									
	O-REB	D-REB	TOTAL	PF	FO	A	TO	A/TO	Hi	Pts	O-REB	D-REB	TOTAL	PF	FO	A	TO	A/TO	Hi	Pts
HALL, Mike.....	26	48	74	41	1	43	38	1.1	23		5	10	15	12	1	8	9	0.9	16	
ROSE, Mike.....	3	32	35	27	0	23	25	0.9	26		2	8	10	9	0	5	8	0.6	13	
AINGE, Austin.....	7	50	57	32	0	73	65	1.1	25		6	13	19	6	0	20	14	1.4	25	
JENSEN, Jared.....	33	48	81	49	0	11	29	0.4	23		10	14	24	9	0	1	3	0.3	10	
YOUNG, Keena.....	44	66	110	27	0	14	15	0.9	14		6	14	20	2	0	1	4	0.3	14	
BALDERSON, Jimmy....	0	15	15	16	0	12	12	1.0	22		0	7	7	6	0	2	3	0.7	9	
MEADS, Garner.....	21	48	69	37	1	8	22	0.4	10		4	9	13	7	0	0	5	0.0	6	
DAWES, Derek.....	27	56	83	32	1	5	24	0.2	11		7	2	9	6	0	0	5	0.0	11	
MILES, Chris.....	19	21	40	30	0	10	8	1.3	12		8	4	12	8	0	1	1	1.0	8	
BURGESS, Sam.....	4	11	15	27	0	8	15	0.5	8		0	3	3	4	0	2	4	0.5	3	
NASHIF, Terry.....	0	25	25	17	0	33	25	1.3	10		0	1	1	2	0	0	0	0.0	0	
REISMAN, Joshua.....	0	0	0	2	0	0	1	0.0	2											
BURGESS, Joshua.....	0	1	1	0	0	1	0	0.0	3											
REICHNER, Brock.....	1	3	4	2	0	1	1	1.0	4		0	1	1	0	0	0	0	0.0	0	
PLAISTED, Trent.....	2	6	8	2	0	1	2	0.5	2											
BURGESS, David.....	0	0	0	2	0	0	0	0.0	0											
Total.....	216	462	678	343	3	243	286	0.8	110		56	92	148	71	1	40	56	0.7	71	
Opponents.....	238	437	675	329	-	278	266	1.0	87		35	97	132	63	1	60	49	1.2	83	

2004-05 BYU Season Stats  
 BYU Cougars Combined Team Statistics (as of Jan 23, 2005)  
 Home games

<b>RECORD :</b>	<b>OVERALL</b>	<b>HOME</b>	<b>AWAY</b>	<b>NEUTRAL</b>
<b>ALL GAMES</b> .....	<b>(4-5)</b>	<b>(4-5)</b>	<b>(0-0)</b>	<b>(0-0)</b>
<b>CONFERENCE</b> .....	<b>(0-2)</b>	<b>(0-2)</b>	<b>(0-0)</b>	<b>(0-0)</b>
<b>NON-CONFERENCE</b> .....	<b>(4-3)</b>	<b>(4-3)</b>	<b>(0-0)</b>	<b>(0-0)</b>

## Player	GP-GS	Min--Avg	---TOTAL---		---3-PTS---		FT-FTA	Pct	----REBOUNDS----				PF	FO	A	TO	Blk	Stl	Pts	Avg
			FG-FGA	Pct	3FG-FGA	Pct			Off	Def	Tot	Avg								
01 HALL, Mike.....	9-9	291 32.3	45-97	.464	13-38	.342	28-32	.875	14	26	40	4.4	16	0	20	19	4	9	131	14.6
02 ROSE, Mike.....	9-3	227 25.2	35-78	.449	26-58	.448	12-19	.632	1	19	20	2.2	14	0	15	9	1	5	108	12.0
52 JENSEN, Jared.....	9-8	217 24.1	31-53	.585	0-0	.000	34-37	.919	17	19	36	4.0	20	0	4	10	1	5	96	10.7
13 AINGE, Austin.....	9-7	254 28.2	28-67	.418	14-33	.424	23-29	.793	3	33	36	4.0	14	0	47	33	0	12	93	10.3
03 YOUNG, Keena.....	9-4	177 19.7	24-49	.490	0-0	.000	11-19	.579	24	32	56	6.2	14	0	6	7	6	4	59	6.6
41 MEADS, Garner.....	6-4	112 18.7	12-25	.480	0-0	.000	6-10	.600	7	16	23	3.8	15	1	4	5	1	2	30	5.0
23 BALDERSON, Jimmy...	7-3	99 14.1	12-29	.414	3-10	.300	5-8	.625	0	9	9	1.3	7	0	8	7	0	2	32	4.6
54 MILES, Chris.....	8-2	132 16.5	13-35	.371	0-0	.000	5-6	.833	9	12	21	2.6	15	0	8	6	12	2	31	3.9
12 REICHNER, Brock....	2-0	10 5.0	3-5	.600	1-2	.500	0-2	.000	1	2	3	1.5	2	0	1	0	0	7	3.5	
43 DAWES, Derek.....	8-2	120 15.0	8-25	.320	0-0	.000	10-16	.625	9	27	36	4.5	14	1	2	10	9	1	26	3.3
20 BURGESS, Sam.....	8-1	58 7.3	5-20	.250	4-11	.364	8-9	.889	3	4	7	0.9	16	0	4	6	0	5	22	2.8
10 NASHIF, Terry.....	8-2	92 11.5	7-21	.333	4-12	.333	1-2	.500	0	14	14	1.8	4	0	12	6	0	5	19	2.4
04 BURGESS, Joshua....	2-0	9 4.5	1-2	.500	1-1	1.000	0-0	.000	0	1	1	0.5	0	0	1	0	0	3	1.5	
34 BURGESS, David.....	1-0	2 2.0	0-0	.000	0-0	.000	0-0	.000	0	0	0	0.0	0	0	0	0	0	0	0	0.0
TEAM.....										14	12	26	2.9	0		0				
Total.....	9	1800	224-506	.443	66-165	.400	143-189	.757	102	226	328	36.4	151	2	132	118	34	52	657	73.0
Opponents.....	9	1800	226-537	.421	68-190	.358	87-136	.640	121	205	326	36.2	173	-	130	128	27	63	607	67.4

TEAM STATISTICS	BY	OPP	DATE	OPPONENT	W/L	SCORE	ATTEND
SCORING.....	657	607	11/27/04	CALIFORNIA	L	64-67	9857
Points per game.....	73.0	67.4	12/08/04	BOISE STATE UNIVERSITY	W	90-77	8619
Scoring margin.....	+5.6	-	12/18/04	UTAH STATE	L	62-84	11610
FIELD GOALS-ATT.....	224-506	226-537	12/21/04	NORTH CAROLINA STATE	L	61-72	9390
Field goal pct.....	.443	.421	12/28/04	SOUTHERN UTAH UNIVERSITY	W	77-52	10239
3 POINT FG-ATT.....	66-165	68-190	12/31/04	SANTA CLARA	W	87-74	9534
3-point FG pct.....	.400	.358	*01/08/05	SAN DIEGO STATE	L	57-59	12633
3-pt FG made per game..	7.3	7.6	01/11/05	MONTANA STATE-BILLINGS	W	110-70	9506
FREE THROWS-ATT.....	143-189	87-136	*01/22/05	AIR FORCE	L	49-52	10041
Free throw pct.....	.757	.640					
REBOUNDS.....	328	326					
Rebounds per game.....	36.4	36.2					
Rebounding margin.....	+0.2	-					
ASSISTS.....	132	130					
Assists per game.....	14.7	14.4					
TURNOVERS.....	118	128					
Turnovers per game.....	13.1	14.2					
Turnover margin.....	+1.1	-					
Assist/turnover ratio..	1.1	1.0					
STEALS.....	52	63					
Steals per game.....	5.8	7.0					
BLOCKS.....	34	27					
Blocks per game.....	3.8	3.0					
WINNING STREAK.....	0	-					
Home win streak.....	0	-					
ATTENDANCE.....	91429	0					
Home games-Avg/Game....	9-10159	0-0					
Neutral site-Avg/Game..	-	0-0					

SCORE BY PERIODS:	1st	2nd	Total
BYU Cougars.....	287	370	- 657
Opponents.....	281	326	- 607

2004-05 BYU Season Stats  
 BYU Cougars Combined Team Statistics (as of Jan 18, 2005)  
 Away games

<b>RECORD :</b>	<b>OVERALL</b>	<b>HOME</b>	<b>AWAY</b>	<b>NEUTRAL</b>
<b>ALL GAMES</b> .....	<b>(1-5)</b>	<b>(0-0)</b>	<b>(1-5)</b>	<b>(0-0)</b>
<b>CONFERENCE</b> .....	<b>(0-2)</b>	<b>(0-0)</b>	<b>(0-2)</b>	<b>(0-0)</b>
<b>NON-CONFERENCE</b> .....	<b>(1-3)</b>	<b>(0-0)</b>	<b>(1-3)</b>	<b>(0-0)</b>

## Player	GP-GS	Min--Avg	---TOTAL---		---3-PTS---		FT-FTA	Pct	---REBOUNDS---				PF	FO	A	TO	Blk	Stl	Pts	Avg
			FG-FGA	Pct	3FG-FGA	Pct			Off	Def	Tot	Avg								
01 HALL, Mike.....	6-6	206 34.3	34-76	.447	15-34	.441	11-13	.846	6	11	17	2.8	14	1	14	10	1	7	94	15.7
13 AINGE, Austin.....	6-5	158 26.3	23-53	.434	10-30	.333	8-8	1.000	4	10	14	2.3	12	0	19	20	0	13	64	10.7
52 JENSEN, Jared.....	6-6	157 26.2	18-35	.514	0-0	.000	6-7	.857	11	24	35	5.8	19	0	6	12	3	3	42	7.0
23 BALDERSON, Jimmy...	6-1	70 11.7	11-26	.423	8-17	.471	12-17	.706	0	6	6	1.0	9	0	4	3	0	1	42	7.0
02 ROSE, Mike.....	6-1	98 16.3	13-32	.406	10-25	.400	5-6	.833	2	8	10	1.7	10	0	4	9	0	0	41	6.8
43 DAWES, Derek.....	6-2	122 20.3	14-31	.452	0-0	.000	11-16	.688	12	12	24	4.0	12	0	1	9	4	0	39	6.5
03 YOUNG, Keena.....	6-4	131 21.8	16-28	.571	0-1	.000	4-5	.800	11	20	31	5.2	10	0	8	7	7	3	36	6.0
41 MEADS, Garner.....	5-2	99 19.8	10-25	.400	0-1	.000	7-12	.583	8	14	22	4.4	13	0	1	8	2	3	27	5.4
54 MILES, Chris.....	6-2	50 8.3	5-17	.294	0-0	.000	2-2	1.000	6	6	12	2.0	13	0	1	0	2	2	12	2.0
10 NASHIF, Terry.....	5-1	63 12.6	2-13	.154	1-8	.125	0-0	.000	0	5	5	1.0	5	0	11	7	0	1	5	1.0
20 BURGESS, Sam.....	5-0	34 6.8	2-6	.333	1-2	.500	0-0	.000	0	3	3	0.6	2	0	3	4	0	1	5	1.0
12 REICHNER, Brock....	2-0	7 3.5	0-0	.000	0-0	.000	0-0	.000	0	1	1	0.5	0	0	0	0	0	0	0	0.0
44 PLAISTED, Trent....	2-0	5 2.5	0-0	.000	0-0	.000	0-0	.000	0	1	1	0.5	1	0	0	0	0	0	0	0.0
TEAM.....										10	11	21	3.5	0		4				

Total.....	6	1200	148-342	.433	45-118	.381	66-86	.767	70	132	202	33.7	120	1	72	93	19	34	407	67.8
Opponents.....	6	1200	161-345	.467	39-111	.351	87-131	.664	73	134	207	34.5	89	-	91	79	19	41	448	74.7

TEAM STATISTICS	BY	OPP	DATE	OPPONENT	W/L	SCORE	ATTEND
SCORING.....	407	448	12/01/04	at Utah State	L	57-71	9620
Points per game.....	67.8	74.7	12/04/04	at USC	L	82-87	2163
Scoring margin.....	-6.8	-	12-23-04	at Weber State	W	79-61	7043
FIELD GOALS-ATT.....	148-342	161-345	01/04/05	at Saint Mary's (CA)	L	51-72	2643
Field goal pct.....	.433	.467	*1-15-05	at Colorado State	L	67-74	3287
3 POINT FG-ATT.....	45-118	39-111	*1-17-05	at Wyoming Cowboys	L	71-83	7360
3-point FG pct.....	.381	.351					
3-pt FG made per game..	7.5	6.5					
FREE THROWS-ATT.....	66-86	87-131					
Free throw pct.....	.767	.664					
REBOUNDS.....	202	207					
Rebounds per game.....	33.7	34.5					
Rebounding margin.....	-0.8	-					
ASSISTS.....	72	91					
Assists per game.....	12.0	15.2					
TURNOVERS.....	93	79					
Turnovers per game.....	15.5	13.2					
Turnover margin.....	-2.3	-					
Assist/turnover ratio..	0.8	1.2					
STEALS.....	34	41					
Steals per game.....	5.7	6.8					
BLOCKS.....	19	19					
Blocks per game.....	3.2	3.2					
WINNING STREAK.....	0	-					
Home win streak.....	0	-					
ATTENDANCE.....	0	32116					
Home games-Avg/Game....	0-0	6-5353					
Neutral site-Avg/Game..	-	0-0					

SCORE BY PERIODS:	1st	2nd	Total
BYU Cougars.....	189	218	- 407
Opponents.....	206	242	- 448

2004-05 BYU Season Stats  
 BYU Cougars Combined Team Statistics (as of Jan 11, 2005)  
 Games won

<b>RECORD :</b>	<b>OVERALL</b>	<b>HOME</b>	<b>AWAY</b>	<b>NEUTRAL</b>
<b>ALL GAMES</b> .....	<b>(6-0)</b>	<b>(4-0)</b>	<b>(1-0)</b>	<b>(1-0)</b>
<b>CONFERENCE</b> .....	<b>(0-0)</b>	<b>(0-0)</b>	<b>(0-0)</b>	<b>(0-0)</b>
<b>NON-CONFERENCE</b> .....	<b>(6-0)</b>	<b>(4-0)</b>	<b>(1-0)</b>	<b>(1-0)</b>

## Player	GP-GS	Min--Avg	---TOTAL---		---3-PTS---		FT-FTA	Pct	---REBOUNDS---				PF	FO	A	TO	Blk	Stl	Pts	Avg
			FG-FGA	Pct	3FG-FGA	Pct			Off	Def	Tot	Avg								
01 HALL, Mike.....	6-6	201 33.5	35-60	.583	11-23	.478	13-15	.867	11	16	27	4.5	9	0	20	13	1	8	94	15.7
52 JENSEN, Jared.....	6-6	148 24.7	31-48	.646	0-0	.000	24-25	.960	14	16	30	5.0	19	0	5	9	0	3	86	14.3
02 ROSE, Mike.....	6-3	126 21.0	25-43	.581	19-33	.576	9-13	.692	0	9	9	1.5	2	0	13	5	1	1	78	13.0
13 AINGE, Austin.....	6-4	164 27.3	19-42	.452	10-21	.476	10-12	.833	1	24	25	4.2	13	0	30	16	0	10	58	9.7
03 YOUNG, Keena.....	6-4	143 23.8	22-38	.579	0-0	.000	13-18	.722	13	20	33	5.5	11	0	5	4	6	5	57	9.5
41 MEADS, Garner.....	3-2	62 20.7	7-14	.500	0-1	.000	7-8	.875	4	16	20	6.7	8	0	3	4	0	0	21	7.0
43 DAWES, Derek.....	5-2	92 18.4	11-25	.440	0-0	.000	12-18	.667	3	22	25	5.0	11	1	4	7	6	2	34	6.8
23 BALDERSON, Jimmy...	5-1	54 10.8	8-17	.471	2-6	.333	5-8	.625	0	7	7	1.4	2	0	5	3	0	2	23	4.6
54 MILES, Chris.....	6-0	57 9.5	8-19	.421	0-0	.000	7-8	.875	4	4	8	1.3	10	0	8	2	6	2	23	3.8
20 BURGESS, Sam.....	5-0	59 11.8	5-19	.263	4-10	.400	5-6	.833	3	4	7	1.4	12	0	4	5	3	5	19	3.8
10 NASHIF, Terry.....	6-2	66 11.0	6-12	.500	2-4	.500	1-2	.500	0	10	10	1.7	2	0	7	4	1	5	15	2.5
12 REICHNER, Brock....	3-0	11 3.7	3-5	.600	1-2	.500	0-2	.000	1	2	3	1.0	2	0	1	1	0	0	7	2.3
05 REISMAN, Joshua....	1-0	5 5.0	1-1	1.000	0-0	.000	0-0	.000	0	0	0	0.0	2	0	0	1	0	0	2	2.0
04 BURGESS, Joshua....	2-0	9 4.5	1-2	.500	1-1	1.000	0-0	.000	0	1	1	0.5	0	0	1	0	0	0	3	1.5
44 PLAISTED, Trent....	1-0	3 3.0	0-1	.000	0-0	.000	0-0	.000	0	0	0	0.0	0	0	0	0	0	0	0	0.0
TEAM.....										5	6	11	1.8	0		1				
Total.....	6	1200	182-346	.526	50-101	.495	106-135	.785	59	157	216	36.0	103	1	106	75	24	43	520	86.7
Opponents.....	6	1200	140-361	.388	53-143	.371	57-87	.655	85	119	204	34.0	123	-	80	104	16	32	390	65.0

TEAM STATISTICS	BY	OPP	DATE	OPPONENT	W/L	SCORE	ATTEND
SCORING.....	520	390	11-24-04	vs Chaminade	W	77-56	2500
Points per game.....	86.7	65.0	12/08/04	BOISE STATE UNIVERSITY	W	90-77	8619
Scoring margin.....	+21.7	-	12-23-04	at Weber State	W	79-61	7043
FIELD GOALS-ATT.....	182-346	140-361	12/28/04	SOUTHERN UTAH UNIVERSITY	W	77-52	10239
Field goal pct.....	.526	.388	12/31/04	SANTA CLARA	W	87-74	9534
3 POINT FG-ATT.....	50-101	53-143	01/11/05	MONTANA STATE-BILLINGS	W	110-70	9506
3-point FG pct.....	.495	.371					
3-pt FG made per game..	8.3	8.8					
FREE THROWS-ATT.....	106-135	57-87					
Free throw pct.....	.785	.655					
REBOUNDS.....	216	204					
Rebounds per game.....	36.0	34.0					
Rebounding margin.....	+2.0	-					
ASSISTS.....	106	80					
Assists per game.....	17.7	13.3					
TURNOVERS.....	75	104					
Turnovers per game....	12.5	17.3					
Turnover margin.....	+4.8	-					
Assist/turnover ratio..	1.4	0.8					
STEALS.....	43	32					
Steals per game.....	7.2	5.3					
BLOCKS.....	24	16					
Blocks per game.....	4.0	2.7					
WINNING STREAK.....	6	-					
Home win streak.....	4	-					
ATTENDANCE.....	37898	9543					
Home games-Avg/Game...	4-9474	1-7043					
Neutral site-Avg/Game..	-	1-2500					

SCORE BY PERIODS:	1st	2nd	Total
BYU Cougars.....	229	291	- 520
Opponents.....	162	228	- 390

**2004-05 BYU Season Stats**  
**BYU Cougars Combined Team Statistics (as of Jan 23, 2005)**  
**Games lost**

<b>RECORD :</b>	<b>OVERALL</b>	<b>HOME</b>	<b>AWAY</b>	<b>NEUTRAL</b>
<b>ALL GAMES.....</b>	<b>(0-13)</b>	<b>(0-5)</b>	<b>(0-5)</b>	<b>(0-3)</b>
<b>CONFERENCE.....</b>	<b>(0-4)</b>	<b>(0-2)</b>	<b>(0-2)</b>	<b>(0-0)</b>
<b>NON-CONFERENCE.....</b>	<b>(0-9)</b>	<b>(0-3)</b>	<b>(0-3)</b>	<b>(0-3)</b>

## Player	GP-GS	Min--Avg	---TOTAL---			---3-PTS---		----REBOUNDS----				PF	FO	A	TO	Blk	Stl	Pts	Avg	
			FG-FGA	Pct	3FG-FGA	Pct	FT-FTA	Pct	Off	Def	Tot									Avg
01 HALL, Mike.....	13-13	428 32.9	56-158	.354	23-71	.324	30-36	.833	15	32	47	3.6	32	1	23	25	5	16	165	12.7
13 AINGE, Austin.....	13-8	323 24.8	42-97	.433	18-53	.340	21-25	.840	6	26	32	2.5	19	0	43	49	0	16	123	9.5
02 ROSE, Mike.....	13-4	278 21.4	35-97	.361	24-72	.333	10-16	.625	3	23	26	2.0	25	0	10	20	0	7	104	8.0
52 JENSEN, Jared.....	13-12	307 23.6	31-60	.517	0-0	.000	25-31	.806	19	32	51	3.9	30	0	6	20	4	8	87	6.7
23 BALDERSON, Jimmy...	9-4	130 14.4	15-42	.357	9-24	.375	12-17	.706	0	8	8	0.9	14	0	7	9	0	1	51	5.7
03 YOUNG, Keena.....	13-5	248 19.1	31-66	.470	0-3	.000	7-14	.500	31	46	77	5.9	16	0	9	11	9	4	69	5.3
41 MEADS, Garner.....	11-7	221 20.1	19-51	.373	0-0	.000	11-19	.579	17	32	49	4.5	29	1	5	18	5	7	49	4.5
43 DAWES, Derek.....	13-2	213 16.4	18-43	.419	0-0	.000	16-25	.640	24	34	58	4.5	21	0	1	17	10	0	52	4.0
54 MILES, Chris.....	11-4	142 12.9	11-35	.314	0-0	.000	2-2	1.000	15	17	32	2.9	20	0	2	6	9	2	24	2.2
10 NASHIF, Terry.....	11-5	169 15.4	8-38	.211	5-25	.200	2-2	1.000	0	15	15	1.4	15	0	26	21	0	4	23	2.1
20 BURGESS, Sam.....	12-1	86 7.2	7-28	.250	3-13	.231	3-3	1.000	1	7	8	0.7	15	0	4	10	0	3	20	1.7
44 PLAISTED, Trent....	4-0	41 10.3	0-2	.000	0-0	.000	3-6	.500	2	6	8	2.0	2	0	1	2	0	0	3	0.8
12 REICHNER, Brock....	2-0	7 3.5	0-0	.000	0-0	.000	0-0	.000	0	1	1	0.5	0	0	0	0	0	0	0	0.0
34 BURGESS, David.....	2-0	7 3.5	0-1	.000	0-0	.000	0-0	.000	0	0	0	0.0	2	0	0	0	0	1	0	0.0
TEAM.....										24	26	50	3.8	0		3				
Total.....	13	2600	273-718	.380	82-261	.314	142-196	.724	157	305	462	35.5	240	2	137	211	42	69	770	59.2
Opponents.....	13	2600	336-747	.450	80-237	.338	166-252	.659	153	318	471	36.2	206	-	198	162	41	108	918	70.6

TEAM STATISTICS	BY	OPP	DATE	OPPONENT	W/L	SCORE	ATTEND
SCORING.....	770	918	11-22-04	vs North Carolina	L	50-86	2500
Points per game.....	59.2	70.6	11-23-04	vs Stanford	L	53-62	2500
Scoring margin.....	-11.4	-	11/27/04	CALIFORNIA	L	64-67	9857
FIELD GOALS-ATT.....	273-718	336-747	12/01/04	at Utah State	L	57-71	9620
Field goal pct.....	.380	.450	12/04/04	at USC	L	82-87	2163
3 POINT FG-ATT.....	82-261	80-237	12/11/04	vs Washington State University	L	46-49	10283
3-point FG pct.....	.314	.338	12/18/04	UTAH STATE	L	62-84	11610
3-pt FG made per game..	6.3	6.2	12/21/04	NORTH CAROLINA STATE	L	61-72	9390
FREE THROWS-ATT.....	142-196	166-252	01/04/05	at Saint Mary's (CA)	L	51-72	2643
Free throw pct.....	.724	.659	*01/08/05	SAN DIEGO STATE	L	57-59	12633
REBOUNDS.....	462	471	*1-15-05	at Colorado State	L	67-74	3287
Rebounds per game.....	35.5	36.2	*1-17-05	at Wyoming Cowboys	L	71-83	7360
Rebounding margin.....	-0.7	-	*01/22/05	AIR FORCE	L	49-52	10041
ASSISTS.....	137	198					
Assists per game.....	10.5	15.2					
TURNOVERS.....	211	162					
Turnovers per game.....	16.2	12.5					
Turnover margin.....	-3.8	-					
Assist/turnover ratio..	0.6	1.2					
STEALS.....	69	108					
Steals per game.....	5.3	8.3					
BLOCKS.....	42	41					
Blocks per game.....	3.2	3.2					
WINNING STREAK.....	0	-					
Home win streak.....	0	-					
ATTENDANCE.....	53531	40356					
Home games-Avg/Game....	5-10706	5-5015					
Neutral site-Avg/Game..	-	3-5094					

SCORE BY PERIODS:	1st	2nd	Total
BYU Cougars.....	348	422	- 770
Opponents.....	440	478	- 918

2004-05 BYU Season Stats  
 BYU Cougars Team Game-by-Game (as of Jan 22, 2005)  
 All games

TEAM STATISTICS

Opponent	Date	Score	W/L	---TOTAL---		--3-PTRS--		----REBOUNDS----		PF	A	TO	Blk	Stl	Pts---Avg					
				FG-FGA	Pct	3FG-FGA	Pct	FT-FTA	Pct							Off	Def	Tot	Avg	
vs North Carolina	11-22-04	50-86	L	18-57	.316	6-23	.261	8-14	.571	15	28	43	43.0	21	8	27	4	7	50	50.0
vs Stanford	11-23-04	53-62	L	17-48	.354	4-16	.250	15-23	.652	11	27	38	40.5	20	4	19	1	3	53	51.5
vs Chaminade	11-24-04	77-56	W	31-63	.492	5-15	.333	10-10	1.000	12	24	36	39.0	17	16	15	5	10	77	60.0
CALIFORNIA	11/27/04	64-67	L	21-64	.328	6-21	.286	16-19	.842	19	20	39	39.0	19	12	8	5	6	64	61.0
at Utah State	12/01/04	57-71	L	22-53	.415	8-21	.381	5-8	.625	11	19	30	37.2	17	10	15	5	7	57	60.2
at USC	12/04/04	82-87	L	26-55	.473	13-25	.520	17-26	.654	14	26	40	37.7	19	18	21	1	5	82	63.8
BOISE STATE UNIVERSIT	12/08/04	90-77	W	28-57	.491	11-21	.524	23-31	.742	8	35	43	38.4	16	15	15	4	5	90	67.6
vs Washington State U	12/11/04	46-49	L	17-48	.354	6-25	.240	6-9	.667	6	25	31	37.5	14	11	14	3	6	46	64.9
UTAH STATE	12/18/04	62-84	L	23-58	.397	7-19	.368	9-14	.643	11	18	29	36.6	22	10	13	7	6	62	64.6
NORTH CAROLINA STATE	12/21/04	61-72	L	21-55	.382	5-16	.313	14-15	.933	7	25	32	36.1	18	16	13	1	6	61	64.2
at Weber State	12-23-04	79-61	W	32-53	.604	6-11	.545	9-9	1.000	7	20	27	35.3	19	15	8	3	6	79	65.5
SOUTHERN UTAH UNIVERS	12/28/04	77-52	W	27-54	.500	12-21	.571	11-19	.579	11	22	33	35.1	15	18	11	3	6	77	66.5
SANTA CLARA	12/31/04	87-74	W	24-46	.522	6-17	.353	33-36	.917	5	25	30	34.7	20	19	13	5	4	87	68.1
at Saint Mary's (CA)	01/04/05	51-72	L	21-51	.412	6-13	.462	3-3	1.000	7	25	32	34.5	19	8	25	3	4	51	66.9
SAN DIEGO STATE	01/08/05	57-59	L	20-57	.351	3-19	.158	14-17	.824	18	29	47	35.3	13	8	17	1	5	57	66.2
MONTANA STATE-BILLING	01/11/05	110-70	W	40-73	.548	10-16	.625	20-30	.667	16	31	47	36.1	16	23	13	4	12	110	68.9
at Colorado State	1-15-05	67-74	L	24-69	.348	8-30	.267	11-13	.846	17	18	35	36.0	29	14	10	2	6	67	68.8
at Wyoming Cowboys	1-17-05	71-83	L	23-61	.377	4-18	.222	21-27	.778	14	24	38	36.1	17	7	14	5	6	71	68.9
AIR FORCE	01/22/05	49-52	L	20-42	.476	6-15	.400	3-8	.375	7	21	28	35.7	12	11	15	4	2	49	67.9
BYU Cougars		1290		455-1064	.428	132-362	.365	248-331	.749	216	462	678	35.7	343	243	286	66	112	1290	67.9
Opponents		1308		476-1108	.430	133-380	.350	223-339	.658	238	437	675	35.5	329	278	266	57	140	1308	68.8

Games played: 19  
 Points/game: 67.9  
 FG Pct: 42.8  
 3FG Pct: 36.5  
 FT Pct: 74.9

Rebounds/game: 35.7  
 Assists/game: 12.8  
 Turnovers/game: 15.1  
 Assist/turnover ratio: 0.8  
 Steals/game: 5.9  
 Blocks/game: 3.5



2004-05 BYU Season Stats  
 BYU Cougars Opponent Game-by-Game (as of Jan 22, 2005)  
 All games

OPPONENT STATISTICS

Opponent	Date	Score	W/L	---TOTAL---			--3-PTRS--			----REBOUNDS----											
				FG-FGA	Pct	3FG-FGA	Pct	FT-FTA	Pct	Off	Def	Tot	Avg	PF	A	TO	Blk	Stl	Pts---Avg		
vs North Carolina	11-22-04	50-86	L	30-69	.435	8-26	.308	18-23	.783	14	28	42	42.0	17	19	12	1	15	86	86.0	
vs Stanford	11-23-04	53-62	L	21-55	.382	2-11	.182	18-25	.720	11	23	34	38.0	23	13	11	4	7	62	74.0	
vs Chaminade	11-24-04	77-56	W	22-53	.415	6-23	.261	6-13	.462	9	21	30	35.3	16	12	21	4	8	56	68.0	
CALIFORNIA	11/27/04	64-67	L	26-58	.448	3-9	.333	12-22	.545	18	27	45	37.8	17	6	14	5	4	67	67.8	
at Utah State	12/01/04	57-71	L	25-54	.463	3-17	.176	18-23	.783	12	21	33	36.8	11	13	9	4	8	71	68.4	
at USC	12/04/04	82-87	L	32-67	.478	11-25	.440	12-17	.706	10	20	30	35.7	19	21	11	2	10	87	71.5	
BOISE STATE UNIVERSIT	12/08/04	90-77	W	30-74	.405	10-28	.357	7-13	.538	14	25	39	36.1	22	17	14	3	2	77	72.3	
vs Washington State U	12/11/04	46-49	L	16-49	.327	10-19	.526	7-11	.636	10	26	36	36.1	11	13	15	2	6	49	69.4	
UTAH STATE	12/18/04	62-84	L	30-59	.508	9-18	.500	15-24	.625	18	28	46	37.2	18	22	15	4	8	84	71.0	
NORTH CAROLINA STATE	12/21/04	61-72	L	28-60	.467	5-28	.179	11-16	.688	10	25	35	37.0	14	13	10	3	8	72	71.1	
at Weber State	12-23-04	79-61	W	22-53	.415	5-15	.333	12-16	.750	14	14	28	36.2	12	9	14	0	1	61	70.2	
SOUTHERN UTAH UNIVERS	12/28/04	77-52	W	17-47	.362	6-15	.400	12-17	.706	11	20	31	35.8	19	12	15	2	8	52	68.7	
SANTA CLARA	12/31/04	87-74	W	26-64	.406	12-26	.462	10-16	.625	19	18	37	35.8	31	16	17	1	5	74	69.1	
at Saint Mary's (CA)	01/04/05	51-72	L	28-63	.444	7-18	.389	9-17	.529	15	23	38	36.0	13	18	16	2	12	72	69.3	
SAN DIEGO STATE	01/08/05	57-59	L	25-62	.403	2-14	.143	7-12	.583	11	22	33	35.8	16	17	12	2	8	59	68.6	
MONTANA STATE-BILLING	01/11/05	110-70	W	23-70	.329	14-36	.389	10-12	.833	18	21	39	36.0	23	14	23	6	8	70	68.7	
at Colorado State	1-15-05	67-74	L	22-45	.489	4-13	.308	26-38	.684	10	29	39	36.2	17	15	16	7	6	74	69.0	
at Wyoming Cowboys	1-17-05	71-83	L	32-63	.508	9-23	.391	10-20	.500	12	27	39	36.3	17	15	13	4	4	83	69.8	
AIR FORCE	01/22/05	49-52	L	21-43	.488	7-16	.438	3-4	.750	2	19	21	35.5	13	13	8	1	12	52	68.8	
Opponents				1308	476-1108	.430	133-380	.350	223-339	.658	238	437	675	35.5	329	278	266	57	140	1308	68.8
BYU Cougars				1290	455-1064	.428	132-362	.365	248-331	.749	216	462	678	35.7	343	243	286	66	112	1290	67.9

Games played: 19  
 Points/game: 68.8  
 FG Pct: 43.0  
 3FG Pct: 35.0  
 FT Pct: 65.8

Rebounds/game: 35.5  
 Assists/game: 14.6  
 Turnovers/game: 14.0  
 Assist/turnover ratio: 1.0  
 Steals/game: 7.4  
 Blocks/game: 3.0

2004-05 BYU Season Stats  
 BYU Cougars Game-by-Game Points-Rebounds-Assists (as of Jan 22, 2005)  
 All games

Opponent	Date	Score	01	02	03	04	05	10	12	13	20
			WL HALL,MIKE	ROSE,MIKE	YOUNG,KEE	BURGESS,J	REISMAN,J	NASHIF,TE	REICHNER,	AINGE,AUS	BURGESS,S
vs North Carolina	11-22-04	50-86	L 10- 4- 0	5- 1- 0	9-10- 0	DNP	DNP	3- 1- 4	DNP	6- 1- 1	4- 1- 0
vs Stanford	11-23-04	53-62	L 7- 6- 2	8- 2- 0	6- 4- 0	DNP	DNP	7- 1- 1	DNP	0- 0- 0	0- 1- 1
vs Chaminade	11-24-04	77-56	W 14- 6- 5	5- 0- 3	14- 6- 0	DNP	2- 0- 0	4- 4- 5	0- 0- 0	2- 4- 2	8- 3- 0
CALIFORNIA	11/27/04	64-67	L 23- 4- 2	1- 3- 1	6- 6- 2	DNP	DNP	8- 8- 5	DNP	2- 1- 0	6- 1- 0
at Utah State	12/01/04	57-71	L 19- 5- 3	3- 0- 0	4- 9- 2	DNP	DNP	0- 0- 1	DNP	15- 2- 3	2- 1- 0
at USC	12/04/04	82-87	L 13- 2- 1	13- 3- 0	0- 4- 0	DNP	DNP	0- 3-10	DNP	7- 0- 2	DNP
BOISE STATE UNIVERSITY	12/08/04	90-77	W 21- 9- 5	19- 3- 1	11- 8- 0	DNP	DNP	1- 1- 0	DNP	14- 5- 5	DNP
vs Washington State Uni	12/11/04	46-49	L 3- 1- 2	15- 2- 1	2- 3- 0	DNP	DNP	0- 0- 0	DNP	16- 2- 4	0- 0- 0
UTAH STATE	12/18/04	62-84	L 4- 4- 1	14- 1- 0	8- 7- 0	DNP	DNP	0- 0- 4	DNP	21- 2- 3	5- 0- 0
NORTH CAROLINA STATE	12/21/04	61-72	L 18- 4- 3	9- 1- 1	2-10- 3	DNP	DNP	0- 0- 1	DNP	9- 4- 8	0- 1- 0
at Weber State	12-23-04	79-61	W 23- 2- 4	0- 0- 0	14- 6- 4	DNP	DNP	0- 0- 0	DNP	9- 4- 3	0- 0- 0
SOUTHERN UTAH UNIVERSIT	12/28/04	77-52	W 12- 4- 3	14- 1- 1	6- 4- 1	0- 1- 1	DNP	0- 3- 0	3- 1- 1	14- 3- 5	5- 1- 0
SANTA CLARA	12/31/04	87-74	W 10- 1- 2	26- 3- 5	2- 3- 0	DNP	DNP	0- 0- 0	DNP	9- 7- 7	0- 0- 0
at Saint Mary's (CA)	01/04/05	51-72	L 12- 2- 1	6- 3- 2	6- 4- 1	DNP	DNP	5- 1- 0	0- 0- 0	6- 1- 2	0- 0- 1
SAN DIEGO STATE	01/08/05	57-59	L 16- 6- 1	7- 6- 2	0- 1- 0	DNP	DNP	0- 0- 0	DNP	9- 6- 5	0- 1- 0
MONTANA STATE-BILLINGS	01/11/05	110-70	W 14- 5- 1	14- 2- 3	10- 6- 0	3- 0- 0	DNP	10- 2- 2	4- 2- 0	10- 2- 8	6- 3- 4
at Colorado State	1-15-05	67-74	L 11- 3- 4	6- 1- 2	2- 3- 0	DNP	DNP	0- 1- 0	DNP	25- 3- 6	0- 0- 1
at Wyoming Cowboys	1-17-05	71-83	L 16- 3- 1	13- 3- 0	10- 5- 1	DNP	DNP	DNP	0- 1- 0	2- 4- 3	3- 2- 1
AIR FORCE	01/22/05	49-52	L 13- 3- 2	4- 0- 1	14-11- 0	DNP	DNP	DNP	DNP	5- 6- 6	0- 0- 0

Opponent	Date	Score	23	34	41	43	44	52	54
			WL BALDERSON	BURGESS,D	MEADS,GAR	DAWES,DER	PLAISTED,	JENSEN,JA	MILES,CHR
vs North Carolina	11-22-04	50-86	L DNP	0- 0- 0	2- 9- 1	1- 0- 0	2- 3- 1	8- 3- 1	0- 5- 0
vs Stanford	11-23-04	53-62	L DNP	DNP	9- 5- 0	4-10- 0	1- 4- 0	11- 2- 0	DNP
vs Chaminade	11-24-04	77-56	W DNP	DNP	DNP	10- 6- 1	0- 0- 0	16- 5- 0	2- 0- 0
CALIFORNIA	11/27/04	64-67	L DNP	0- 0- 0	DNP	4- 8- 0	DNP	12- 2- 2	2- 1- 0
at Utah State	12/01/04	57-71	L 6- 0- 0	DNP	0- 2- 0	0- 2- 0	0- 0- 0	8- 4- 1	0- 1- 0
at USC	12/04/04	82-87	L 22- 1- 4	DNP	10- 8- 1	10- 5- 0	0- 1- 0	3- 5- 0	4- 2- 0
BOISE STATE UNIVERSITY	12/08/04	90-77	W 3- 2- 1	DNP	4- 3- 2	2- 3- 0	DNP	13- 5- 1	2- 1- 0
vs Washington State Uni	12/11/04	46-49	L 0- 0- 0	DNP	2-10- 2	6- 7- 1	DNP	0- 0- 0	2- 2- 1
UTAH STATE	12/18/04	62-84	L 2- 0- 1	DNP	4- 1- 1	0- 4- 0	DNP	4- 1- 0	0- 5- 0
NORTH CAROLINA STATE	12/21/04	61-72	L DNP	DNP	4- 1- 0	5- 3- 0	DNP	14- 3- 0	0- 2- 0
at Weber State	12-23-04	79-61	W 0- 1- 0	DNP	10- 6- 0	7- 2- 1	DNP	16- 5- 3	0- 0- 0
SOUTHERN UTAH UNIVERSIT	12/28/04	77-52	W 11- 0- 2	DNP	DNP	10- 9- 1	DNP	2- 3- 0	0- 1- 3
SANTA CLARA	12/31/04	87-74	W 0- 1- 0	DNP	DNP	5- 5- 1	DNP	23- 5- 1	12- 3- 3
at Saint Mary's (CA)	01/04/05	51-72	L 5- 0- 0	DNP	DNP	9-10- 0	DNP	2- 7- 1	0- 2- 0
SAN DIEGO STATE	01/08/05	57-59	L 2- 1- 0	DNP	5- 6- 0	0- 3- 0	DNP	10- 7- 0	8- 5- 0
MONTANA STATE-BILLINGS	01/11/05	110-70	W 9- 3- 2	DNP	7-11- 1	DNP	DNP	16- 7- 0	7- 3- 2
at Colorado State	1-15-05	67-74	L 0- 0- 0	DNP	4- 4- 0	2- 2- 0	DNP	9-10- 0	8- 7- 1
at Wyoming Cowboys	1-17-05	71-83	L 9- 4- 0	DNP	3- 2- 0	11- 3- 0	DNP	4- 4- 1	0- 0- 0
AIR FORCE	01/22/05	49-52	L 5- 2- 2	DNP	6- 1- 0	0- 1- 0	DNP	2- 3- 0	DNP

2004-05 BYU Season Stats  
 BYU Cougars Game-by-Game Highs (as of Jan 22, 2005)  
 All games

Opponent	Date	Score	WL	POINTS	REBOUNDS	ASSISTS	STEALS	BLOCKED SHOTS
vs North Carolina	11-22-04	50-86	L	10-HALL, Mike	10-YOUNG, Keena	4-NASHIF, Terry	2-MEADS, Garner	1-MILES, Chris YOUNG, Keena HALL, Mike MEADS, Garner
vs Stanford	11-23-04	53-62	L	11-JENSEN, Jared	10-DAWES, Derek	2-HALL, Mike	1-HALL, Mike JENSEN, Jared NASHIF, Terry	1-MEADS, Garner
vs Chaminade	11-24-04	77-56	W	16-JENSEN, Jared	6-YOUNG, Keena DAWES, Derek HALL, Mike	5-HALL, Mike NASHIF, Terry	4-HALL, Mike	3-BURGESS, Sam
CALIFORNIA	11/27/04	64-67	L	23-HALL, Mike	8-DAWES, Derek NASHIF, Terry	5-NASHIF, Terry	3-HALL, Mike	3-DAWES, Derek
at Utah State	12/01/04	57-71	L	19-HALL, Mike	9-YOUNG, Keena	3-HALL, Mike AINGE, Austin	2-AINGE, Austin YOUNG, Keena JENSEN, Jared	2-MEADS, Garner YOUNG, Keena
at USC	12/04/04	82-87	L	22-BALDERSON, Ji	8-MEADS, Garner	10-NASHIF, Terry	1-NASHIF, Terry HALL, Mike MEADS, Garner MILES, Chris AINGE, Austin	1-DAWES, Derek
BOISE STATE UNIVERSITY	12/08/04	90-77	W	21-HALL, Mike	9-HALL, Mike	5-HALL, Mike AINGE, Austin	2-JENSEN, Jared	2-MILES, Chris
vs Washington State Unive	12/11/04	46-49	L	16-AINGE, Austin	10-MEADS, Garner	4-AINGE, Austin	3-ROSE, Mike	2-DAWES, Derek
UTAH STATE	12/18/04	62-84	L	21-AINGE, Austin	7-YOUNG, Keena	4-NASHIF, Terry	2-ROSE, Mike	3-MILES, Chris
NORTH CAROLINA STATE	12/21/04	61-72	L	18-HALL, Mike	10-YOUNG, Keena	8-AINGE, Austin	3-HALL, Mike	1-MILES, Chris
at Weber State	12-23-04	79-61	W	23-HALL, Mike	6-YOUNG, Keena MEADS, Garner	4-HALL, Mike YOUNG, Keena	4-AINGE, Austin	2-YOUNG, Keena
SOUTHERN UTAH UNIVERSITY	12/28/04	77-52	W	14-AINGE, Austin ROSE, Mike	9-DAWES, Derek	5-AINGE, Austin	3-AINGE, Austin	2-DAWES, Derek
SANTA CLARA	12/31/04	87-74	W	26-ROSE, Mike	7-AINGE, Austin	7-AINGE, Austin	2-HALL, Mike AINGE, Austin	3-MILES, Chris
at Saint Mary's (CA)	01/04/05	51-72	L	12-HALL, Mike	10-DAWES, Derek	2-ROSE, Mike AINGE, Austin	2-AINGE, Austin	1-JENSEN, Jared MILES, Chris YOUNG, Keena
SAN DIEGO STATE	01/08/05	57-59	L	16-HALL, Mike	7-JENSEN, Jared	5-AINGE, Austin	4-AINGE, Austin	1-MILES, Chris
MONTANA STATE-BILLINGS	01/11/05	110-70	W	16-JENSEN, Jared	11-MEADS, Garner	8-AINGE, Austin	3-BURGESS, Sam NASHIF, Terry	2-YOUNG, Keena
at Colorado State	1-15-05	67-74	L	25-AINGE, Austin	10-JENSEN, Jared	6-AINGE, Austin	2-AINGE, Austin	1-MILES, Chris JENSEN, Jared
at Wyoming Cowboys	1-17-05	71-83	L	16-HALL, Mike	5-YOUNG, Keena	3-AINGE, Austin	2-HALL, Mike AINGE, Austin	2-DAWES, Derek YOUNG, Keena
AIR FORCE	01/22/05	49-52	L	14-YOUNG, Keena	11-YOUNG, Keena	6-AINGE, Austin	1-HALL, Mike ROSE, Mike	3-HALL, Mike

2004-05 BYU Season Stats  
 BYU Cougars High/Low Analysis (as of Jan 22, 2005)  
 All games

BYU Cougars - TEAM GAME HIGHS

POINTS.....	110	vs Montana State-Billings (01/11/05)
	90	vs Boise State University (12/08/04)
	87	vs Santa Clara (12/31/04)
	82	at USC (12/04/04)
	79	at Weber State (12-23-04)
FIELD GOALS MADE.....	40	vs Montana State-Billings (01/11/05)
	32	at Weber State (12-23-04)
FIELD GOAL ATTEMPTS.....	73	vs Montana State-Billings (01/11/05)
	69	at Colorado State (1-15-05)
FIELD GOAL PERCENTAGE.....	.604 (32-53)	at Weber State (12-23-04)
	.548 (40-73)	vs Montana State-Billings (01/11/05)
3 PT FIELD GOALS MADE.....	13	at USC (12/04/04)
	12	vs Southern Utah University (12/28/04)
3 PT FG ATTEMPTS.....	30	at Colorado State (1-15-05)
	25	vs Washington State University (12/11/04)
	25	at USC (12/04/04)
3 PT FG PERCENTAGE.....	.625 (10-16)	vs Montana State-Billings (01/11/05)
	.571 (12-21)	vs Southern Utah University (12/28/04)
FREE THROWS MADE.....	33	vs Santa Clara (12/31/04)
	23	vs Boise State University (12/08/04)
FREE THROW ATTEMPTS.....	36	vs Santa Clara (12/31/04)
	31	vs Boise State University (12/08/04)
FREE THROW PERCENTAGE.....	1.000 (10-10)	vs Chaminade (11-24-04)
	1.000 ( 9-9 )	at Weber State (12-23-04)
	1.000 ( 3-3 )	at Saint Mary's (CA) (01/04/05)
REBOUNDS.....	47	vs Montana State-Billings (01/11/05)
	47	vs San Diego State (01/08/05)
ASSISTS.....	23	vs Montana State-Billings (01/11/05)
	19	vs Santa Clara (12/31/04)
STEALS.....	12	vs Montana State-Billings (01/11/05)
	10	vs Chaminade (11-24-04)
BLOCKED SHOTS.....	7	vs Utah State (12/18/04)
	5	at Wyoming Cowboys (1-17-05)
	5	vs Santa Clara (12/31/04)
	5	at Utah State (12/01/04)
	5	vs CALIFORNIA (11/27/04)
	5	vs Chaminade (11-24-04)
TURNOVERS.....	27	vs North Carolina (11-22-04)
	25	at Saint Mary's (CA) (01/04/05)
FOULS.....	29	at Colorado State (1-15-05)
	22	vs Utah State (12/18/04)

2004-05 BYU Season Stats  
 BYU Cougars High/Low Analysis (as of Jan 22, 2005)  
 All games

Opponent - GAME HIGHS

POINTS.....	87	at USC (12/04/04)
	86	vs North Carolina (11-22-04)
	84	vs Utah State (12/18/04)
	83	at Wyoming Cowboys (1-17-05)
	77	vs Boise State University (12/08/04)
FIELD GOALS MADE.....	32	at Wyoming Cowboys (1-17-05)
	32	at USC (12/04/04)
FIELD GOAL ATTEMPTS.....	74	vs Boise State University (12/08/04)
	70	vs Montana State-Billings (01/11/05)
FIELD GOAL PERCENTAGE.....	.508 (30-59)	vs Utah State (12/18/04)
	.508 (32-63)	at Wyoming Cowboys (1-17-05)
3 PT FIELD GOALS MADE.....	14	vs Montana State-Billings (01/11/05)
	12	vs Santa Clara (12/31/04)
3 PT FG ATTEMPTS.....	36	vs Montana State-Billings (01/11/05)
	28	vs North Carolina State (12/21/04)
	28	vs Boise State University (12/08/04)
3 PT FG PERCENTAGE.....	.526 (10-19)	vs Washington State University (12/11/04)
	.500 ( 9-18)	vs Utah State (12/18/04)
FREE THROWS MADE.....	26	at Colorado State (1-15-05)
	18	at Utah State (12/01/04)
	18	vs Stanford (11-23-04)
	18	vs North Carolina (11-22-04)
FREE THROW ATTEMPTS.....	38	at Colorado State (1-15-05)
	25	vs Stanford (11-23-04)
FREE THROW PERCENTAGE.....	.833 (10-12)	vs Montana State-Billings (01/11/05)
	.783 (18-23)	at Utah State (12/01/04)
	.783 (18-23)	vs North Carolina (11-22-04)
REBOUNDS.....	46	vs Utah State (12/18/04)
	45	vs CALIFORNIA (11/27/04)
ASSISTS.....	22	vs Utah State (12/18/04)
	21	at USC (12/04/04)
STEALS.....	15	vs North Carolina (11-22-04)
	12	vs Air Force (01/22/05)
	12	at Saint Mary's (CA) (01/04/05)
BLOCKED SHOTS.....	7	at Colorado State (1-15-05)
	6	vs Montana State-Billings (01/11/05)
TURNOVERS.....	23	vs Montana State-Billings (01/11/05)
	21	vs Chaminade (11-24-04)
FOULS.....	31	vs Santa Clara (12/31/04)
	23	vs Montana State-Billings (01/11/05)
	23	vs Stanford (11-23-04)

2004-05 BYU Season Stats  
 BYU Cougars High/Low Analysis (as of Jan 22, 2005)  
 All games

BYU Cougars - GAME LOWS

POINTS.....	46	vs Washington State University (12/11/04)
	49	vs Air Force (01/22/05)
	50	vs North Carolina (11-22-04)
	51	at Saint Mary's (CA) (01/04/05)
	53	vs Stanford (11-23-04)
FIELD GOALS MADE.....	17	vs Stanford (11-23-04)
	17	vs Washington State University (12/11/04)
FIELD GOAL ATTEMPTS.....	42	vs Air Force (01/22/05)
	46	vs Santa Clara (12/31/04)
FIELD GOAL PERCENTAGE.....	.316 (18-57)	vs North Carolina (11-22-04)
	.328 (21-64)	vs CALIFORNIA (11/27/04)
3 PT FIELD GOALS MADE.....	3	vs San Diego State (01/08/05)
	4	vs Stanford (11-23-04)
	4	at Wyoming Cowboys (1-17-05)
3 PT FG ATTEMPTS.....	11	at Weber State (12-23-04)
	13	at Saint Mary's (CA) (01/04/05)
3 PT FG PERCENTAGE.....	.158 ( 3-19)	vs San Diego State (01/08/05)
	.222 ( 4-18)	at Wyoming Cowboys (1-17-05)
FREE THROWS MADE.....	3	at Saint Mary's (CA) (01/04/05)
	3	vs Air Force (01/22/05)
FREE THROW ATTEMPTS.....	3	at Saint Mary's (CA) (01/04/05)
	8	at Utah State (12/01/04)
	8	vs Air Force (01/22/05)
FREE THROW PERCENTAGE.....	.375 ( 3-8 )	vs Air Force (01/22/05)
	.571 ( 8-14)	vs North Carolina (11-22-04)
REBOUNDS.....	27	at Weber State (12-23-04)
	28	vs Air Force (01/22/05)
ASSISTS.....	4	vs Stanford (11-23-04)
	7	at Wyoming Cowboys (1-17-05)
STEALS.....	2	vs Air Force (01/22/05)
	3	vs Stanford (11-23-04)
BLOCKED SHOTS.....	1	vs Stanford (11-23-04)
	1	at USC (12/04/04)
	1	vs North Carolina State (12/21/04)
	1	vs San Diego State (01/08/05)
TURNOVERS.....	8	vs CALIFORNIA (11/27/04)
	8	at Weber State (12-23-04)
FOULS.....	12	vs Air Force (01/22/05)
	13	vs San Diego State (01/08/05)

2004-05 BYU Season Stats  
 BYU Cougars High/Low Analysis (as of Jan 22, 2005)  
 All games

Opponent - GAME LOWS

POINTS.....	49	vs Washington State University (12/11/04)
	52	vs Southern Utah University (12/28/04)
	52	vs Air Force (01/22/05)
	56	vs Chaminade (11-24-04)
	59	vs San Diego State (01/08/05)
FIELD GOALS MADE.....	16	vs Washington State University (12/11/04)
	17	vs Southern Utah University (12/28/04)
FIELD GOAL ATTEMPTS.....	43	vs Air Force (01/22/05)
	45	at Colorado State (1-15-05)
FIELD GOAL PERCENTAGE.....	.327 (16-49)	vs Washington State University (12/11/04)
	.329 (23-70)	vs Montana State-Billings (01/11/05)
3 PT FIELD GOALS MADE.....	2	vs Stanford (11-23-04)
	2	vs San Diego State (01/08/05)
3 PT FG ATTEMPTS.....	9	vs CALIFORNIA (11/27/04)
	11	vs Stanford (11-23-04)
3 PT FG PERCENTAGE.....	.143 ( 2-14)	vs San Diego State (01/08/05)
	.176 ( 3-17)	at Utah State (12/01/04)
FREE THROWS MADE.....	3	vs Air Force (01/22/05)
	6	vs Chaminade (11-24-04)
FREE THROW ATTEMPTS.....	4	vs Air Force (01/22/05)
	11	vs Washington State University (12/11/04)
FREE THROW PERCENTAGE.....	.462 ( 6-13)	vs Chaminade (11-24-04)
	.500 (10-20)	at Wyoming Cowboys (1-17-05)
REBOUNDS.....	21	vs Air Force (01/22/05)
	28	at Weber State (12-23-04)
ASSISTS.....	6	vs CALIFORNIA (11/27/04)
	9	at Weber State (12-23-04)
STEALS.....	1	at Weber State (12-23-04)
	2	vs Boise State University (12/08/04)
BLOCKED SHOTS.....	0	at Weber State (12-23-04)
	1	vs North Carolina (11-22-04)
	1	vs Santa Clara (12/31/04)
	1	vs Air Force (01/22/05)
TURNOVERS.....	8	vs Air Force (01/22/05)
	9	at Utah State (12/01/04)
FOULS.....	11	at Utah State (12/01/04)
	11	vs Washington State University (12/11/04)

2004-05 BYU Season Stats  
 BYU Cougars High/Low Analysis (as of Jan 22, 2005)  
 All games

BYU Cougars - INDIVIDUAL GAME HIGHS

POINTS.....	26	ROSE, Mike vs Santa Clara (12/31/04)
	25	AINGE, Austin at Colorado State (1-15-05)
	23	JENSEN, Jared vs Santa Clara (12/31/04)
	23	HALL, Mike at Weber State (12-23-04)
	23	HALL, Mike vs CALIFORNIA (11/27/04)
FIELD GOALS MADE.....	9	HALL, Mike at Weber State (12-23-04)
	8	AINGE, Austin at Colorado State (1-15-05)
	8	JENSEN, Jared at Weber State (12-23-04)
	8	HALL, Mike vs CALIFORNIA (11/27/04)
FIELD GOAL ATT.....	18	HALL, Mike vs CALIFORNIA (11/27/04)
	17	HALL, Mike vs North Carolina State (12/21/04)
FG PCT (min 5 made).....	.778 ( 7-9 )	YOUNG, Keena vs Air Force (01/22/05)
	.778 ( 7-9 )	JENSEN, Jared vs Santa Clara (12/31/04)
3 PT FG MADE.....	6	ROSE, Mike vs Boise State University (12/08/04)
	5	AINGE, Austin at Colorado State (1-15-05)
	5	HALL, Mike at Weber State (12-23-04)
	5	BALDERSON, Jimmy at USC (12/04/04)
3 PT FG ATTEMPTS.....	9	ROSE, Mike at Colorado State (1-15-05)
	9	AINGE, Austin at Colorado State (1-15-05)
	9	ROSE, Mike vs Washington State University (12/11/04)
	9	ROSE, Mike vs Boise State University (12/08/04)
	9	AINGE, Austin at Utah State (12/01/04)
3-PT FG PCT (min 2 made).....	1.000 ( 2-2 )	NASHIF, Terry vs Montana State-Billings (01/11/05)
	.800 ( 4-5 )	AINGE, Austin vs Southern Utah University (12/28/04)
FREE THROWS MADE.....	9	JENSEN, Jared vs Santa Clara (12/31/04)
	8	HALL, Mike vs San Diego State (01/08/05)
	8	ROSE, Mike vs Santa Clara (12/31/04)
FREE THROW ATT.....	11	ROSE, Mike vs Santa Clara (12/31/04)
	11	DAWES, Derek vs Southern Utah University (12/28/04)
FT PCT (min 5 made).....	1.000 ( 9-9 )	JENSEN, Jared vs Santa Clara (12/31/04)
	1.000 ( 8-8 )	HALL, Mike vs San Diego State (01/08/05)
	1.000 ( 6-6 )	JENSEN, Jared vs North Carolina State (12/21/04)
REBOUNDS.....	11	YOUNG, Keena vs Air Force (01/22/05)
	11	MEADS, Garner vs Montana State-Billings (01/11/05)
ASSISTS.....	10	NASHIF, Terry at USC (12/04/04)
	8	AINGE, Austin vs Montana State-Billings (01/11/05)
	8	AINGE, Austin vs North Carolina State (12/21/04)
STEALS.....	4	AINGE, Austin vs San Diego State (01/08/05)
	4	AINGE, Austin at Weber State (12-23-04)
	4	HALL, Mike vs Chaminade (11-24-04)
BLOCKED SHOTS.....	3	HALL, Mike vs Air Force (01/22/05)
	3	MILES, Chris vs Santa Clara (12/31/04)
	3	MILES, Chris vs Utah State (12/18/04)
	3	DAWES, Derek vs CALIFORNIA (11/27/04)
	3	BURGESS, Sam vs Chaminade (11-24-04)
TURNOVERS.....	8	NASHIF, Terry vs North Carolina (11-22-04)
FOULS.....	5	HALL, Mike at Colorado State (1-15-05)
	5	DAWES, Derek vs Santa Clara (12/31/04)
	5	MEADS, Garner vs Utah State (12/18/04)