

No. 19 All-Time Wins • 36th All-Time Winning Percentage • 2 National Titles • 26 Conference Titles • 21 NCAA Tournaments • 30 Postseason Invitations  
 1 National Player of the Year • 2 Basketball Hall of Fame Inductees • 40 All-America Citations • 43 NBA Draft Selections • 96 All-Conference Citations

# 2004-05 COUGAR BASKETBALL

## Game 22 — BYU @ UNLV

### 2004-05 BYU SCHEDULE / RESULTS

#### NOVEMBER

5 (Fri.)	BYU-Hawaii (exhibition)	85-70	W
12 (Fri.)	Calgary (exhibition)	86-52	W
22-24	EA Sports Maui Invitational in Maui, Hawaii		
22 (Mon.)	vs. North Carolina (ESPN2)	50-86	L
23 (Tue.)	vs. Stanford	53-62	L
24 (Wed.)	vs. Chaminade	77-56	W
27 (Sat.)	California (Comcast)	64-67	L

#### DECEMBER

1 (Wed.)	@ Utah State (KJZZ)	57-71	L
4 (Sat.)	@ USC (Fox Sports Net 2)	82-87	L
8 (Wed.)	Boise State (KBCL-TV)	90-77	W
11 (Sat.)	vs. Wash. St. @ Delta Center	46-49	L
18 (Sat.)	Utah State (SWP)	62-84	L
21 (Tue.)	North Carolina St (SWP/FSNS)	61-72	L
23 (Thu.)	@ Weber State	79-61	W
28 (Tue.)	Southern Utah	77-52	W
31 (Fri.)	Santa Clara	87-74	W

#### JANUARY

4 (Tue.)	@ Saint Mary's (Comcast)	51-72	L
8 (Sat.)	*San Diego State (SWP-KSL)	57-59	L
11 (Tue.)	Montana State-Billings	110-70	W
15 (Sat.)	*@ Colorado State (ESPN+)	67-74	L
17 (Mon.)	*@ Wyoming (ESPN)	71-83	L
22 (Sat.)	*Air Force (ABC)	49-52	L
24 (Mon.)	*New Mexico (SWP-UPN)	68-53	W
31 (Mon.)	*Utah (ESPN)	58-72	L

#### FEBRUARY

5 (Sat.)	*@ UNLV (ESPN+)	Noon	
7 (Mon.)	*@ San Diego State (SWP-UPN)	7 p.m.	
12 (Sat.)	*Wyoming (SWP-KSL)	7 p.m.	
14 (Mon.)	*Colorado State (SWP-UPN)	8 p.m.	
19 (Sat.)	*@ New Mexico (SWP-KSL)	7 p.m.	
21 (Mon.)	*@ Air Force (SWP-UPN)	7 p.m.	
26 (Sat.)	*@ Utah (ESPN+)	1 p.m.	

#### MARCH

5 (Sat.)	*UNLV (SWP-KSL)	7 p.m.	
10-12	@ MWC Tournament, Denver (ESPN, ERT)		

Times are local to site and subject to change

### BYU PLAYS AT UNLV SATURDAY ON ESPN+PLUS

BYU (7-14, 1-5 MWC) travels to face UNLV (9-9, 2-4 MWC) Saturday at noon PST (1 p.m. MST) at the Thomas & Mack Center in Las Vegas. The game is an ESPN+Plus telecast available in Utah on KJZZ-TV, channel 14. It is also available via ESPN360 (formerly ESPN Broadband). The radio broadcast can be heard on KSL Newsradio 1160 (KSL.com).

### UP NEXT FOR THE COUGARS

The Cougars take on San Diego State for the second time this season in a 7 p.m. PST (8 p.m. MST) start Monday night in San Diego. The game will be televised by SportsWest (UPN-Z24 in Utah).

### COUGAR QUICK HITS

- BYU (7-14, 1-5 MWC) is 5-6 at home, 1-5 away and 1-3 on a neutral floor. BYU's non-league schedule this season included four Pac-10 opponents and two ACC teams. The Cougars have faced three top-25 teams this season (North Carolina, North Carolina State, Utah).
- Seven of BYU's losses have been single-digit setbacks, including five by five points or less and four defeats of three-points or less. All seven BYU wins have been by a margin of 13 points or more.
- With his next victory BYU coach Steve Cleveland will tie Frank Arnold (1975-83) for fourth place on BYU's all-time victory list.
- BYU coach Steve Cleveland has utilized 15 different starting lineups this season in 21 games while dealing with injuries and some inconsistent play from a mostly inexperienced roster.
- The 10 BYU players averaging double-digit minutes this season include six sophomores, three seniors and one freshman. Only three players - seniors Mike Hall and Jared Jensen and sophomore Garner Meads - averaged more than 10 minutes during a prior season as a Cougar. Of BYU's freshmen top-20 signing class, only F/C Chris Miles is currently playing as David Burgess (ankles) and Trent Plaisted (knees) are out while top guard prospect and Arizona Player of the Year Lee Cummard has not been with the team this year after opting to serve an LDS Church mission. After returning early, he will join BYU next season.
- Senior guard Mike Hall leads BYU in scoring at 13.3 ppg. Sophomore guard Mike Rose adds 9.8 ppg while sophomore point guard Austin Ainge contributes 9.3 ppg. Ainge leads BYU with 4.1 assists (4th in the MWC) and 1.3 steals. Sophomore transfer Keena Young pulls down a team-best 5.8 rebounds with sophomore center Derek Dawes averaging 4.8 rpg and sophomore forward Garner Meads 4.6 rpg.
- BYU shoots .429 from the floor, .361 from three and .742 (No. 1 MWC, 26th nationally) from the line while averaging 67.4 ppg. BYU opponents have shot .432 (FG) and .347 (3FG) while scoring 68.2 ppg. BYU has a slight 35.1 to 35.0 rebounding edge over its opponents on average over the first 21 games.

### BYU GAME #22 FAST FACTS

### BYU COUGARS (7-14, 1-5 MWC) at UNLV REBELS (9-9, 2-4 MWC)

SATURDAY, FEB. 5, 2005  
 THOMAS & MACK CENTER (18,500)  
 LAS VEGAS, NEV. 12:04 p.m. PST (1:04 p.m. MST)

Coaches: .BYU, Steve Cleveland (136-101 in eighth season; same overall)  
 .UNLV, Lon Kruger (9-9 in first season; 327-242 in 19th season overall)  
 Series: .BYU leads, 9-8 (BYU swept the season series last year with two close victories)  
 TV: .ESPN+, KJZZ-TV, channel 14, in Salt Lake City (Rich Waltz calls play-by-play with Irv Brown adding analysis)  
 .Also available via ESPN360 (formerly ESPN Broadband)  
 Radio: .KSL 1160, BYU Sports Network (Greg Wrubell calls play-by-play with Brian Santiago adding commentary)  
 Web: .Live audio and live stats are available at byucougars.com/basketball\_m/ (see upcoming schedule)

### BYU'S PROJECTED STARTERS:

POS.	#	NAME	HT.	WT.	YR.	HOMETOWN / LAST TEAM	PPG	RPG	NOTE
F	3	Keena Young	6-6	205	So.	Beaumont, TX / South Plains College	7.1	5.8	Has scored in double figures in the last four outings
C	43	Derek Dawes	6-11	265	So.	Salt Lake City, UT / Cottonwood HS	5.2	4.8	Earned MWC Player of the Week honors on Monday
G/F	23	Jimmy Balderson	6-6	200	So.	Magrath, Alberta / Magrath HS	5.4	1.3	Scored 13 points vs. Utah in seventh start of the year
G/F	1	Mike Hall	6-3	205	Sr.	San Bernardino, CA / Dixie State College	13.3	4.0	Top returning scorer; 2004 MWC Defender of the Year
G	13	Austin Ainge	6-2	180	So.	Gilbert, AZ / Highland HS	9.3	2.9	Adds 4.1 apg, scored team-high 15 points vs. Utah

### BYU OFF THE BENCH:

POS.	#	NAME	HT.	WT.	YR.	HOMETOWN / LAST TEAM	PPG	RPG	NOTE
G	2	Mike Rose	6-2	185	So.	Houston, TX / Spring Woods HS	9.8	1.9	Leads team with 49 three-pointers and .426 3-FG %
F	4	Joshua Burgess	6-8	230	Jr.	Irvine, CA / Irvine Valley College	1.0	0.7	Has seen late action in three games, including vs. Utah
G	10	Terry Nashif	5-10	165	Sr.	Vancouver, WA / Evergreen HS	2.2	1.4	Senior captain adds 2.0 assists per game
G	12	Brock Reichner	6-4	205	Jr.	Provo, UT / Salt Lake Community College	1.0	0.6	Walkon transfer has appeared in six games this year
G	20	Sam Burgess	6-3	190	So.	Alpine, UT / Snow College	2.1	0.8	Playing more backup point over the last four games
F	41	Garner Meads	6-8	225	So.	Salt Lake City, UT / Brighton HS	4.6	4.6	Has missed five games due to injury, has nine starts
F/C	52	Jared Jensen	6-9	250	Sr.	West Haven, UT / Fremont HS	8.9	4.2	Leads BYU in FG% and the MWC in FT%; has 18 starts
F/C	54	Chris Miles	6-11	235	Fr.	Provo, UT / Timpviev HS	2.5	2.2	Freshman had career-best 7 rebounds in start at CSU



**BYU SERIES RECORD VS.**

**UNLV**

Overall Series Record: BYU leads 9-8  
 BYU Record in Provo: 6-2  
 BYU Record in Las Vegas: 3-6  
 BYU Record at Neutral Sites: 0-0  
 BYU Record under Steve Cleveland: 7-4  
 BYU Record in Overtime Games: 1-0  
 Last OT Game: 1981, won in 2OT in Las Vegas, 92-90  
 Longest BYU Win Streak: 2 (1981, 2000, 2004-present)  
 Longest UNLV Win Streak: 4 (1981-98)  
 Largest BYU Margin of Victory: 28, 91-63 in 2001  
 Largest UNLV Margin of Victory: 23, 79-56 in 2000  
 Most Points Scored by BYU: 92 in 1981  
 Most Points Scored by UNLV: 90 in 1981

01-03-81	at UNLV (2OT)	92-90	W
02-06-81	UNLV	86-77	W
12-05-81	UNLV	63-66	L
02-12-82	at UNLV	50-52	L
01-22-98	at UNLV	63-76	L
02-21-98	UNLV	76-84	L
01-10-00	at UNLV	77-75	W
02-19-00	UNLV	83-82	W
03-11-00	at UNLV*	56-79	L
01-15-01	UNLV	91-63	W
02-10-01	at UNLV	56-68	L
01-15-02	UNLV	60-47	W
02-09-02	at UNLV	70-73	L
01-16-03	UNLV	84-77	W
02-14-03	at UNLV	54-61	L
02-07-04	UNLV	64-61	W
03-06-04	at UNLV	89-88	W

\*MWC Tournament (Las Vegas)

**LOOKING AT UNLV**

The Runnin' Rebels are 9-9 on the season and 2-4 in the Mountain West Conference heading into Saturday's game. UNLV owns a 7-3 record on its home floor and defeated Cougar opponent California 73-72 in Berkeley. The Rebels are led by 6-7 senior forward Odartey Blankson, who averages 16.4 points per game, which is sixth in the MWC. A 2004 USBWA All-District VIII Team selection, Blankson is also second on the team and fifth in the league with 8.4 rebounds per game. Senior Romel Beck, an All-MWC Honorable Mention pick last season, is second on the team in scoring with 14.2 ppg, which is eighth in the conference. Senior Jerel Blassingame, another 2004 All-District selection, is third for the Rebels in scoring with 10.8 ppg. The 5-10 guard also leads the league and is 15th in the nation in assists per game, averaging 6.7. Junior Louis Amundson has come on strong this season, averaging 9.7 ppg while leading UNLV in rebounds with 8.7 per outing, which is fourth in the MWC. Amundson, a Player of the Week honoree earlier this year, also leads his team and is third in the league in field goal percentage, making 60.3 percent of his shots from the floor. As a team, UNLV shoots 45 percent from the field, including 34.2 percent from three-point range, while averaging 74.1 points per game, which is second in the conference. The Rebels allow their opponents to shoot 43.2 percent with a 34.2 percent efficiency from beyond the arc while averaging 72.7 points per game. UNLV also leads the league in defensive rebounds, pulling down 26.06 opponent misses per game. First-year Rebel head coach Lon Kruger owns a 327-242 record in his 19th season overall.

**LAST OUTING - REBELS FALL TO FALCONS**

AIR FORCE ACADEMY, Colo. (Jan. 31, 2005) - Antoine Hood scored 15 points and shot 4-for-4 from the 3-point line Monday night to lead Air Force to a 64-48 win over UNLV. The win extended Air Force's winning streak at home to 24 games, the second longest in the nation. Air Force (14-7, 5-1 Mountain West Conference) won it in the first half with superior 3-point shooting and the nation's No. 1 scoring defense. Air Force made 10 of its first 15 field goal attempts, including 8 of its first 12 3-point attempts to take a 42-24 lead into the break. Nick Welch and Jacob Burttschi added nine points each for the Falcons. The Rebels' Odartey Blankson hit a jumper to pull UNLV to 18-15 with 11:39 left in the first half, but UNLV's next field goal didn't come until Joel Anthony hit a 3-pointer at the buzzer. Romel Beck led UNLV with 14 points, while Odartey Blankson added 11 points. Air Force outrebounded the Rebels 26-24, despite UNLV (9-9, 2-4) entering the game ranked second in the Mountain West Conference in offensive rebounds while the Falcons were seventh. Air Force finished with a 10-7 advantage on the offensive glass.

**UNLV'S PROJECTED STARTERS**

Pos. #	Name	Ht.	Wt.	Yr.	PPG	RPG
F 0	Odartey Blankson	6-7	220	Sr.	16.4	8.4
F 22	Louis Amundson	6-9	230	Jr.	9.7	8.7
G 1	Romel Beck	6-7	185	Sr.	14.2	1.9
G 3	Michael Umeh	6-2	185	So.	7.1	1.9
G 10	Jerel Blassingame	5-10	170	Sr.	10.8	2.1

**SERIES NOTES**

This will be the 18th meeting in the series between the two schools that dates back to 1981. The series has been a close one with BYU owning a slight 9-8 advantage by virtue of sweeping the season series last year. The series has been tied six times over the years, and the two teams split the regular season series with home wins each of the prior three years. The one-game edge is only BYU's second advantage in the series. The Cougars won the first two meetings in the series in 1981 before the Rebels ran off four straight victories. Prior to last season, the last time the Cougars swept the regular season series was in 1999-2000. The Rebels came back that year to achieve their largest margin of victory over BYU (23 points) in the title game of the 2000 MWC Tournament at the Thomas & Mack Center. BYU is 6-2 in Provo against UNLV and 3-6 in Las Vegas against the Rebels. BYU has won seven of the 11 games as MWC opponents.



**LAST YEAR'S BOX SCORE - AT UNLV**

03/06/04 12:30 PM at Thomas & Mack Center, Las Vegas, Nev.  
VISITORS: BYU 20-7, 10-4 MWC

#	Player	tot-fg		3-pt		rebounds			pf	tp	a	blk	s	min		
		fg	fga	fg	fga	ft	fta	of							de	tot
03	BIGELOW, Mark	f	8	1	5	3	3	1	2	3	3	2	2	0	31	
41	MEADS, Garner	f	1	2	0	0	0	1	0	1	2	2	0	1	0	
55	ARAUJO, Rafael	c	9	13	0	0	3	4	9	13	4	21	4	0	31	
01	HALL, Mike	g	3	5	1	2	5	6	1	1	2	4	12	2	3	
04	LEMES, Luiz	g	8	14	2	6	5	6	0	0	0	2	23	6	2	
00	WOODBERRY, Kevin	g	3	6	3	5	4	5	0	1	1	2	13	1	2	
02	ROSE, Mike	g	0	0	0	0	0	0	0	0	0	1	0	0	0	
05	SHOFF, Jake	g	2	3	0	0	0	2	6	8	4	4	2	0	0	
10	NASHIF, Terry	g	0	0	0	0	0	0	0	0	0	0	0	0	0	
52	JENSEN, Jared	g	2	3	0	0	2	4	2	2	4	1	6	0	2	
TEAM																
Totals.....		30	54	7	18	22	28	12	22	34	23	89	17	13	3	200

TOTAL FG%	1st Half: 14-26 53.8%	2nd Half: 16-28 57.1%	Game: 55.6%	DEADBALL
3-Pt. FG%	1st Half: 6-11 54.5%	2nd Half: 1-7 14.3%	Game: 38.9%	REBOUNDS
F Throw %	1st Half: 10-13 76.9%	2nd Half: 12-15 80.0%	Game: 78.6%	2

HOME TEAM: UNLV 16-11, 7-7 MWC

#	Player	tot-fg		3-pt		rebounds			pf	tp	a	blk	s	min		
		fg	fga	fg	fga	ft	fta	of							de	tot
00	BLANKSON, Odatrye	f	8	13	1	3	6	9	3	7	10	3	23	0	4	
11	PETERS, James	g	2	4	0	0	0	0	0	1	1	4	1	1	11	
05	EDWARDS, J.K.	g	8	14	0	1	0	0	4	4	4	16	4	2	35	
03	BECK, Romel	g	4	9	1	2	5	5	0	0	0	2	14	2	32	
10	BLOSSINGAME, Jarel	g	6	10	3	4	2	2	1	2	3	2	17	14	3	
01	HUNTER, Demetrius	g	4	5	2	2	0	0	0	1	1	4	10	0	0	
12	UMEH, Michael	g	0	0	0	0	2	2	0	1	0	2	0	0	0	
22	AMUNDSON, Louis	g	0	0	0	0	2	8	1	1	2	2	1	0	1	
33	WINSTON, John	g	0	0	0	0	0	2	0	0	1	0	2	1	0	
TEAM																
Totals.....		32	55	7	12	17	28	6	16	22	19	88	24	11	3	6

TOTAL FG%	1st Half: 16-30 53.3%	2nd Half: 16-25 64.0%	Game: 58.2%	DEADBALL
3-Pt. FG%	1st Half: 4-8 50.0%	2nd Half: 3-4 75.0%	Game: 58.3%	REBOUNDS
F Throw %	1st Half: 10-17 58.8%	2nd Half: 7-11 63.6%	Game: 60.7%	6

Officials: Bill Gracey, Lonnie Dixon, Greg Burks

Technical fouls: BYU-ARAUJO, Rafael. UNLV-None.

Attendance: 14641

Score by Periods

BYU	44	45	89
UNLV	46	42	88

Points in the paint-BYU 34, UNLV 44. Points off turnovers-BYU 17, UNLV 16.  
2nd chance points-BYU 17, UNLV 5. Fast break points-BYU 3, UNLV 10.  
Bench points-BYU 23, UNLV 14. Score tied-16 times. Lead changes-18 times.

**LAST YEAR'S BOX SCORE - IN PROVO**

02/07/04 1:05 pm at PROVO, UT

VISITORS: Nevada - Las Vegas 12-7, 3-4

#	Player	tot-fg		3-pt		rebounds			pf	tp	a	blk	s	min	
		fg	fga	fg	fga	ft	fta	of							de
00	BLANKSON, Odatrye	f	4	10	1	3	6	6	2	10	12	2	15	0	5
05	EDWARDS, J.K.	g	4	9	0	0	4	4	1	9	10	3	12	1	3
01	HUNTER, Demetrius	g	2	6	1	4	0	0	1	1	4	5	0	2	0
03	BECK, Romel	g	2	8	1	3	4	4	0	0	1	9	0	2	0
10	BLOSSINGAME, Jarel	g	4	13	3	3	2	1	0	1	4	12	5	6	0
11	PETERS, James	g	2	4	0	0	2	2	1	0	1	2	6	0	0
12	UMEH, Michael	g	0	1	0	1	2	2	0	0	0	2	2	0	0
22	AMUNDSON, Louis	g	0	0	0	0	0	1	0	1	2	0	0	1	0
33	WINSTON, John	g	0	0	0	0	0	0	0	1	0	1	0	2	0
TEAM															
Totals.....		18	51	6	14	19	20	10	24	34	21	61	7	21	7

TOTAL FG%	1st Half: 9-27 33.3%	2nd Half: 9-24 37.5%	Game: 35.3%	DEADBALL
3-Pt. FG%	1st Half: 0-3 0.0%	2nd Half: 6-11 54.5%	Game: 42.9%	REBOUNDS
F Throw %	1st Half: 4-4 100%	2nd Half: 15-16 93.8%	Game: 95.0%	01

HOME TEAM: Brigham Young University 13-7, 3-4

#	Player	tot-fg		3-pt		rebounds			pf	tp	a	blk	s	min	
		fg	fga	fg	fga	ft	fta	of							de
03	BIGELOW, Mark	f	4	12	0	3	5	6	2	2	4	3	13	0	2
41	MEADS, Garner	f	1	2	0	0	1	2	1	3	4	4	3	0	2
55	ARAUJO, Rafael	c	9	16	0	3	0	0	3	10	13	3	18	0	3
01	HALL, Mike	g	3	13	0	2	10	3	1	4	0	16	2	1	1
04	LEMES, Luiz	g	2	10	1	5	4	4	0	4	4	3	9	10	4
00	WOODBERRY, Kevin	g	2	10	0	0	0	0	0	1	2	0	0	1	11
02	ROSE, Mike	g	0	1	0	0	1	0	1	0	1	0	0	0	6
05	SHOFF, Jake	g	0	1	0	0	1	2	1	2	3	3	1	0	0
52	JENSEN, Jared	g	1	1	0	0	0	0	1	2	3	2	2	0	1
TEAM															
Totals.....		21	58	1	15	21	24	14	24	38	19	64	12	15	7

TOTAL FG%	1st Half: 12-31 38.7%	2nd Half: 9-27 33.3%	Game: 36.2%	DEADBALL
3-Pt. FG%	1st Half: 1-9 11.1%	2nd Half: 0-6 0.0%	Game: 6.7%	REBOUNDS
F Throw %	1st Half: 6-6 100%	2nd Half: 15-18 83.3%	Game: 87.5%	1

Officials: Scott Thornley, Jim Stupin, Greg Burks

Technical fouls: Nevada - Las Vegas-None. Brigham Young University-None.

Attendance: 17047

Score by Periods

Nevada - Las Vegas	22	39	61
Brigham Young University	31	33	64

Points in the paint-LV 21, BYU 26. Points off turnovers-LV 12, BYU 24.  
2nd chance points-LV 6, BYU 16. Fast break points-LV 5, BYU 10.  
Bench points-LV 8, BYU 5. Score tied-4 times. Lead changes-9 times.

**LAST YEAR AT UNLV - LEMES LEADS COUGARS TO VICTORY AT UNLV**

LAS VEGAS (March 6, 2004) - Luiz Lemes dished the ball off to Rafael Araujo who scored the game-winning basket with 0.5 seconds left as BYU beat UNLV 89-88 Saturday in Las Vegas. "I knew Haffa [Araujo] was somewhere, so I looked for him and found him open," Lemes said. "I'm glad I was able to get it to him to give us the win." Lemes scored a career-high 23 points in the win and was one of four Cougars who posted double figures. Araujo added 21 points despite being in foul trouble for most of the game. Kevin Woodberry contributed 13 points, just one short of his season-high, and Mike Hall put 12 points on the board for the Cougars. Araujo also pulled down 13 rebounds to record his 14th double-double of the season. Lemes and Araujo combined for 44 of the Cougars' 89 points. BYU started going 9-12 in the first nine minutes, including 4-6 from beyond the arc. After a 13-4 run gave the Cougars a 23-14 lead, BYU turnovers on four consecutive possessions allowed UNLV to cut the lead to just two points. Then the Rebels did a little scoring of their own, going on an 11-3 run and an 11-2 run that saw the Cougars go scoreless from the field for over four minutes. Kevin Woodberry hit a three-pointer and then two free throws to bring the Cougars back to within two, 44-46, at the half. The second half was an offensive battle as both teams ran the floor trading buckets and neither team led by more than six points. As the score went back and forth, Araujo picked up his third and fourth fouls before the 10-minute mark, the fourth being a technical he received after a hard UNLV foul as he was going up for a put-back basket on one of BYU's 12 offensive rebounds. After sitting for almost six minutes, Araujo came back in for the remainder of the game, scoring the game-winner. Both teams shot over 50 percent from the field (BYU .556, UNLV .582). The Cougars made 7-18 (.389) from beyond the arc, including 3-5 from Woodberry - a vast improvement from their dismal 1-15 three-point shooting night against UNLV in Provo. BYU also out-rebounded the Rebels 32-21, marking the 19th game of the season in which the Cougars have won the rebounding battle. BYU is 16-3 in those games. After completing the regular season 20-7 overall and 10-4 in the Mountain West Conference, the Cougars will now take their eight-game winning streak into Denver, Colo. for Thursday's opening of the MWC Tournament.

**WHAT COACH STEVE CLEVELAND HAD TO SAY AFTER THE GAME AT UNLV LAST YEAR ...**

"I couldn't be more proud of this team. Our mentality is that we've got to keep winning each game."

**LAST YEAR IN PROVO - HALL'S LATE HEROICS SEAL VICTORY FOR BYU**

PROVO, Utah (Feb. 4, 2004) - Mike Hall's block of Demetrius Hunter and two free throws with 2.7 seconds left helped the Cougars seal a 64-61 victory over UNLV Saturday afternoon at the Marriott Center. Cleveland said he was pleased with his team's performance, even though the game wasn't very pretty. He said he felt his team showed a lot of toughness and resolve in winning the close contest. Both teams started the game off cold with BYU making only three field goals in the first 10 minutes, falling behind 10-7, before reeling off a 16-4 run to take a nine-point lead with just over five minutes to play in the first half. During the run, Hall and Rafael Araujo scored six points each while Mark Bigelow added four. The Cougars would extend their lead to 11 points in the opening half before the Rebels cut it back down to nine at the break. UNLV came out of the locker room determined, cutting the BYU's lead to just one at 40-39, before the Cougars ran off nine straight points to extend their advantage to 10 points. But the Rebels were not going to go away. UNLV kept the game close and eventually took the lead at 61-60 on two Odatrye Blankson free throws with 41 seconds to go. BYU would reclaim the lead for good at 62-61 on two Bigelow free throws, setting the stage for Hall's heroics to put the game away. BYU shot 87.5 percent from the line, including a perfect 10-for-10 for Hall and 4-of-4 from Luiz Lemes. Araujo led the Cougars in scoring, finishing the game with 18 points and 13 rebounds to record his 12th double-double of the season, and Lemes added a career-high 10 assists. Araujo is now tied for fourth nationally in double-double games, while Lemes becomes the first Cougar to record double-digit assists since BYU all-time assist leader Matt Montague dished out 12 vs. UC Irvine in 2002. On the strength of his free throw shooting, Hall added 16 points while Bigelow chipped in 13. UNLV was led by Blankson's 15-point, 12-rebound performance. J.K. Edwards also added a double-double for the Rebels with 12 points and 10 rebounds, while UNLV point guard Jarel Blossingame scored 12 points and dished out a team-leading five assists. With the victory BYU improves to 3-4 in conference and 13-7 overall, ending a three-game losing skid. UNLV falls to 12-7 and 3-4.

**WHAT COACH STEVE CLEVELAND HAD TO SAY AFTER THE GAME IN PROVO LAST YEAR ...**

"I thought it [Mike Hall's block] was a great individual effort. Someone has to make plays at the end to win a close game. I thought it was the most meaningful play of the game. A win like this means a lot more than coming in and winning by 15 [the Cougars had won their prior eight home games last year by an average of 24 points, with the closest margin being 14]. Hopefully something like this will give us the confidence we need to get back playing well."



2004-05 BYU NUMERICAL ROSTER

NO.	NAME	POS.	HT.	WT	YR.	HOMETOWN (PREVIOUS SCHOOL)
1	Mike Hall	G/F	6-3	205	Sr.	TR-1L San Bernardino, CA / Dixie State College
2	Mike Rose	G	6-2	185	So.	1L Houston, TX / Spring Woods HS
3	Keena Young	F	6-6	205	So.	TR Beaumont, TX / South Plains College
4	Joshua Burgess	F	6-8	230	Jr.	TR-RS Irvine, CA / Irvine Valley College
5	Joshua Reisman	G	6-1	180	Jr.	TR Mount Vernon, Wash. / San Jose City College
10	Terry Nashif	G	5-10	165	Sr.	3L Vancouver, WA / Evergreen HS
12	Brock Reichner	G	6-4	205	Jr.	TR Provo, UT / Salt Lake Community College
13	Austin Ainge	G	6-2	180	So.	RS-1L Gilbert, AZ / Highland HS
20	Sam Burgess	G	6-3	190	So.	TR Alpine, UT / Snow College
23	Jimmy Balderson	G	6-6	200	So.	1L Magrath, Alberta / Magrath HS
34	David Burgess	C	6-10	265	Fr.	HS Irvine, CA / Woodbridge HS
41	Garner Meads	F	6-8	225	So.	RS-1L Salt Lake City, UT / Brighton HS
43	Derek Dawes	C	6-11	275	So.	1L-RS Salt Lake City, UT / Cottonwood HS
44	Trent Plaisted	F	6-11	220	Fr.	HS San Antonio, TX / Clark HS
52	Jared Jensen	F/C	6-9	250	Sr.	3L West Haven, UT / Fremont HS
54	Chris Miles	F	6-11	235	Fr.	HS Provo, UT / Timpview HS

Head Coach: Steve Cleveland , UC Irvine, 1976  
 Associate Head Coach: Dave Rose, Houston, 1983  
 Assistant Coaches: Andy Toolson, BYU, 1990; John Wardenburg, BYU, 1986  
 Director of Basketball Operations: Walter Roese, BYU-Hawaii, 1994  
 Team Trainer: Robert Ramos, BYU, 1995

PRONUNCIATION GUIDE

**TERRY NASHIF**  
 NASH-if

**TRENT PLAISTED**  
 PLAY-sted

**BROCK REICHNER**  
 RICH-ner

**KEENA YOUNG**  
 KEY-nah

**WALTER ROESE**  
 row-EESE

**ROBERT RAMOS**  
 RAY-mus

SEASON / CAREER HIGHS

#	PLAYER	POINTS	REBOUNDS	ASSISTS
1	HALL, Mike <i>Career:</i>	23 vs. California, at Weber State <i>same</i>	9 vs. Boise State <i>same</i>	5 vs. Chaminade, vs. Boise State <i>same</i>
2	ROSE, Michael <i>Career:</i>	26 vs. Santa Clara <i>same (also vs. Southern Utah (2003))</i>	6 vs. San Diego State <i>same</i>	5 vs. Santa Clara <i>6 vs. Southern Utah (2003)</i>
3	YOUNG, Keena <i>Career:</i>	14 (four times) last vs. New Mexico <i>same</i>	11 vs. Air Force <i>same</i>	4 at Weber State <i>same</i>
4	BURGESS, Joshua <i>Career:</i>	3 vs. MSU-Billings <i>same</i>	1 vs. Southern Utah, vs. Utah <i>same</i>	1 vs. Southern Utah <i>same</i>
10	NASHIF, Terry <i>Career:</i>	10 vs. MSU-Billings <i>11 at San Diego State (2003)</i>	8 vs. California <i>same</i>	10 at USC <i>same</i>
12	REICHNER, Brock <i>Career:</i>	3 vs. Southern Utah <i>same</i>	2 vs. MSU-Billings <i>same</i>	1 vs. Southern Utah <i>same</i>
13	AINGE, Austin <i>Career:</i>	25 at Colorado State <i>same</i>	7 vs. Santa Clara <i>same</i>	8 vs. NC State, vs. MSU-Billings, vs. UNM <i>same</i>
20	BURGESS, Sam <i>Career:</i>	8 vs. Chaminade <i>same</i>	3 vs. Chaminade, vs. MSU-Billings <i>same</i>	4 vs. MSU-Billings <i>same</i>
23	BALDERSON, Jimmy <i>Career:</i>	22 at USC <i>same</i>	4 at Wyoming <i>7 vs. vs. Fort Lewis (2002)</i>	4 at USC <i>same</i>
41	MEADS, Garner <i>Career:</i>	10 at USC, at Weber State <i>19 vs. San Diego State (2004)</i>	11 vs. MSU-Billings <i>same</i>	2 vs. Boise State, vs. Washington State <i>same</i>
43	DAWES, Derek <i>Career:</i>	14 vs. New Mexico <i>same</i>	10 (three times) last vs. UNM <i>same</i>	2 vs. UNM <i>same (also vs. Wyoming (2/15/01))</i>
44	PLAISTED, Trent <i>Career:</i>	2 vs. North Carolina <i>same</i>	4 vs. Stanford <i>same</i>	1 vs. North Carolina <i>same</i>
52	JENSEN, Jared <i>Career:</i>	23 vs. Santa Clara <i>same</i>	10 at Colorado State <i>same (4 times - last at CSU 1-15-05)</i>	3 at Weber State <i>same (also at San Diego State)</i>
54	MILES, Chris <i>Career:</i>	12 vs Santa Clara <i>same</i>	7 at Colorado State <i>same</i>	3 vs. Southern Utah, vs. Santa Clara <i>same</i>



**BYU MARGIN OF VICTORY/DEFEAT WINS**

BYU MARGIN OF VICTORY/DEFEAT WINS	LOSSES
1 point	
2 points	1
3 points	3
4 points	
5 points	1
6 points	
7 points	1
8 points	
9 points	1
10 points	
11 points	1
12 points	1
13 points	2
14 points	2
15 points	1
16-19 points	1 (18)
20-24 points	1 (21)
25-29 points	1 (25)
30-plus points	1 (40)

**CURRENT BYU WIN/LOSS STREAKS ...**

At home	0-1
On the road	0-3
On a neutral floor	0-1
At home vs. Nonconference	3-0
At home vs. MWC	0-1
On the road vs. Nonconference	0-2
On the road vs. MWC	0-2
On a neutral floor vs. Nonconference	0-1
On a neutral floor vs. MWC	0-1
at regular season tournament	1-0
at MWC Tournament	0-1
at NCAA Tournament	0-5
at NIT	0-1

**BYU'S 2004-05 RECORD WHEN ...**

At home	5-6
On the road	1-5
On a neutral floor	1-3
On Television	2-12
On CBS	0-0
On ESPN	0-2
On ESPN2	0-1
On ESPN+Plus	0-1
On ABC	0-1
On SportsWest	1-3
On other local broadcast TV	1-4
On Monday	1-3
On Tuesday	2-3
On Wednesday	2-1
On Thursday	1-0
On Friday	1-0
On Saturday	0-7
Coming off a win	2-5
Coming off a loss	5-8
Had two or more days between last game	4-12
Had only one day between last game	2-1
Playing the next day after a game	1-1
BYU scores 100 or more points	1-0
BYU scores between 90-99 points	1-0
BYU scores between 80-89 points	1-1
BYU scores between 70-79 points	3-1
BYU scores between 60-69 points	1-4
BYU scores below 60 points	0-8
Opponent scores 90 or more points	0-0
Opponent scores between 80-89 points	0-4
Opponent scores between 70-79 points	4-4
Opponent scores between 60-69 points	1-2
Opponent scores between 50-59 points	3-2
Opponent scores below 50 points	0-1
BYU leads at half	6-3
Opponent leads at half	0-9
Score tied at half	1-2
BYU leads with 5 minutes left	7-1
Opponent leads with 5 min. left	0-12
Score tied with 5 minutes left	0-1
BYU leads with 1 minute left	7-1
Opponent leads with 1 min. left	0-13
Score tied with 1 minute left	0-0
Game goes into overtime	0-0
BYU shoots 50 % or better	4-0
Opponent shoots 50 % or better	0-3
BYU outshoots opponent	7-1
Opponent outshoots BYU	0-13
BYU outrebounds opponent	5-5
Opponent outrebounds BYU	2-9
BYU and opponent tie in rebounds	0-0
vs. top-25 ranked opponent	0-3
vs. 2004 conference champions	0-5
vs. 2004 postseason teams	1-8

**BYU's LAST OUTING - NO. 21 UTES PULL AWAY IN SECOND HALF**

PROVO, Utah (Jan. 31, 2005) – A solid first half was not enough for the Cougars as the University of Utah pulled away to defeat BYU, 72-58, Monday in the Marriott Center in the first of two meetings between the in-state rivals. No. 21 Utah increased its lead to 121-117 in the series, its largest margin ever. BYU Coach Steve Cleveland said his team played a solid first half but made too many mistakes to stay in the game. "The turning point of the game was in the second half," Cleveland said. "We had control of the basketball game but we let it go in the first three or four minutes of the second half. We're not good enough to beat this caliber of team when our whole team isn't playing well." Austin Ainge led three double figure scorers for BYU with 15 points while Jimmy Balderson recorded 13 and Keena Young contributed 10. Ainge added five assists, and Young and Garner Meads had four rebounds each. Four Utes finished with double digits, led by Andrew Bogut's game-high 20. Bryant Markson and Tim Drisdorn had 11 points each, and Mark Jackson chipped in 10. Bogut also had a game-high nine rebounds and added four assists. For the game, the Cougars shot 43.2 percent (19-44) while Utah connected on 61.9 percent of its shots (26-42). The Utes also won the rebounding battle, grabbing 27 to BYU's 20. The Cougars did not let Utah's No. 21 ranking intimidate them in the first period as they came out aggressive on both sides of the ball. Derek Dawes gave BYU its first lead at 3-2 with a thunderous dunk off a feed from Ainge. The Utes went ahead at 7-5 before an Ainge three gave the Cougars a lead they would hold for more than nine minutes. Rose hit a three from the corner that was followed by an Ainge turnaround jumper over Bogut, putting BYU up 15-9. Utah chipped its way back into the game with a 5-0 run, cutting the lead to 15-14, but a Balderson layup for the Cougars pushed the lead back to three. The Utes then went on an 8-2 run, capped by layups from Jackson and Bogut to give Utah a 22-19 lead. BYU put together a run of its own with Jared Jensen and Ainge hitting two-point field goals and Balderson nailing a three. A Jensen free throw extended the Cougars' lead to 27-24. Utah took the lead once more on four consecutive free throws by Bogut. Meads came down the floor determined to send his team into the locker room with the lead, rebounding his own miss and putting it back for the 29-28 halftime lead. It marked only the fourth time this season the Utes have gone into the locker room trailing. The shot also made Meads the eighth BYU player to score in the first half. Utah stormed out of the gates in the second period of play, scoring the first four points before Balderson tied the score at 32 with a three pointer from the corner. The Utes then scored seven straight points, forcing a BYU timeout. The timeout did not halt the momentum as Markson kept the run alive by getting a dunk and a three-pointer to put the Utes up 44-32, extend the run to 16-3 and forcing another Cougar timeout. Hall ended the run with a turnaround jumper out of the timeout to pull the Cougars to within 10. But Utah again pulled away, going up by 13 at 54-41. Balderson responded with a three to again cut the lead to 10. BYU would get no closer as the Utes stayed in control the rest of the way to take the game and stay perfect in the Mountain West.

**BYU STARTING LINEUPS**

Opponent	(1)	(2)	(3)	(4)	(5)
v. North Carolina	Nashif	Rose	Hall	Meads	Jensen
v. Stanford	Nashif	Rose	Hall	Meads	Jensen
v. Chaminade	Nashif	Rose	Hall	Young	Jensen
California	Nashif	S. Burgess	Hall	Young	Jensen
at Utah State	Nashif	Hall	Young	Meads	Jensen
at USC	Ainge	Hall	Young	Meads	Jensen
Boise State	Nashif	Hall	Balderson	Meads	Jensen
v. Washington St	Nashif	Hall	Balderson	Meads	Jensen
Utah State	Ainge	Hall	Balderson	Meads	Dawes
NC State	Ainge	Hall	Young	Miles	Jensen
at Weber State	Ainge	Hall	Young	Jensen	Dawes
Southern Utah	Ainge	Rose	Hall	Young	Jensen
Santa Clara	Ainge	Hall	Young	Jensen	Dawes
at Saint Mary's	Ainge	Hall	Young	Jensen	Dawes
San Diego State	Ainge	Rose	Hall	Miles	Jensen
MSU-Billings	Ainge	Rose	Hall	Meads	Jensen
at Colorado State	Ainge	Rose	Hall	Miles	Jensen
at Wyoming	Ainge	Hall	Balderson	Miles	Jensen
Air Force	Ainge	Hall	Balderson	Meads	Jensen
New Mexico	Ainge	Hall	Balderson	Young	Dawes
Utah	Ainge	Hall	Balderson	Young	Dawes

**STARTING LINEUP RECORDS (15 different lineups)**

RECORD	(1)	(2)	(3)	(4)	(5)
0-2	Nashif	Rose	Hall	Meads	Jensen
1-0	Nashif	Rose	Hall	Young	Jensen
0-1	Nashif	S. Burgess	Hall	Young	Jensen
0-1	Nashif	Hall	Young	Meads	Jensen
0-1	Ainge	Hall	Young	Meads	Jensen
1-1	Nashif	Hall	Balderson	Meads	Jensen
0-1	Ainge	Hall	Balderson	Meads	Dawes
0-1	Ainge	Hall	Young	Miles	Jensen
2-1	Ainge	Hall	Young	Jensen	Dawes
1-0	Ainge	Rose	Hall	Young	Jensen
0-2	Ainge	Rose	Hall	Miles	Jensen
1-0	Ainge	Rose	Hall	Meads	Jensen
0-1	Ainge	Hall	Balderson	Miles	Jensen
0-1	Ainge	Hall	Balderson	Meads	Jensen
1-1	Ainge	Hall	Balderson	Young	Dawes

**2004-05 RECORD WHEN ...**

Mike Hall starts	7-14 (21 starts)
Jared Jensen starts	6-12 (18 starts)
Austin Ainge starts	5-9 (14 starts)
Keena Young starts	5-6 (11 starts)
Garner Meads starts	2-7 (9 starts)
Mike Rose starts	3-4 (7 starts)
Jimmy Balderson starts	2-5 (7 starts)
Terry Nashif starts	2-5 (7 starts)
Derek Dawes starts	3-3 (6 starts)
Chris Miles starts	0-4 (4 starts)
Sam Burgess starts	0-1 (1 start)





**2004-05 MWC STANDINGS**

Team	MWC	Overall
Utah	6 0	18 3
Air Force	5 1	14 7
New Mexico	3 3	16 5
Wyoming	3 3	11 8
San Diego State	3 3	9 10
UNLV	2 4	9 9
Colorado State	1 5	9 10
BYU	1 5	7 14

**UPCOMING SCHEDULE:**

February 5 (Saturday)  
 BYU at UNLV (ESPN+Plus)  
 AIR FORCE at WYOMING  
 UTAH at SAN DIEGO STATE (KJZZ/Ch. 4-San Diego)  
 NEW MEXICO at COLORADO STATE (FSN-FM)

**FREE THROW RECORDS SET THIS SEASON**

The Cougars set a school record by making 33 consecutive free throws until finally misfiring against San Diego State. BYU set a single-game record to start the streak by making 24 straight free throws against Santa Clara on Dec. 31. The 33 straight free throws spanned three games. No. 1 in the MWC, BYU is ranked No. 26 nationally in among NCAA statistical leaders.

**INJURY ISSUES**

BYU has had several different injury issues this year. Sophomore forward Garner Meads has missed five games overall this year due to injury (three games foot, two games ankle). Tests proved negative for a stress fracture in his foot and he was able to return to action vs. San Diego State but he continues to play with pain. Meads had already missed two games (ankle) earlier this season. Sophomore center Derek Dawes played for a month with a broken thumb and missed most of the three games prior to Wyoming due to a shoulder injury. Freshman center David Burgess had ankle surgery in January and will be out for the season, and freshman forward Trent Plaisted is out indefinitely (knee). Both made limited appearances early in the seasons. Junior transfer Josh Reisman, a 6-1 guard who played in only one game for five minutes, had a second surgery to repair the broken nose he suffered during the summer and won't return. Senior F/C Jared Jensen did not start and played limited minutes vs. Utah State due to food poisoning and junior forward Joshua Burgess has been slowed by back problems. Freshman F/C Chris Miles is the only Cougar post player not to have his play limited during the regular season due to illness or injury.

**STREET & SMITH'S NAMES BYU THE No.36 BASKETBALL PROGRAM ALL-TIME**

The BYU men's basketball program has been named one of the nation's all-time greatest basketball programs. Street & Smith's has produced a publication (released Jan. 25) recognizing the "100 Greatest College Basketball Programs of All Time," ranking BYU No. 36 on its list. Kentucky is named the No. 1 basketball program, with UCLA, North Carolina, Kansas and Duke completing the top five. Indiana, Louisville, Arkansas, UConn and Cincinnati round out the top 10. Street & Smith's graded each program's basketball history on the basis of NCAA Tournament success, NIT success, national championships, conference regular-season and tournament titles, all-time win-loss percentage, graduation rate, NCAA infractions, NBA first-round draft picks and mascot ferocity. Five Mountain West Conference teams made the list with Utah ranked 11th, UNLV 28th, BYU 36th, Wyoming 42nd and New Mexico 98th. Other in-state schools recognized include Weber State at No. 51 and Utah State at No. 82. Since BYU's first season in 1903, Cougar fans have cheered BYU to 82 winning seasons, 26 conference titles, 21 NCAA invites and 2 NIT titles, while Cougar players have earned 40 All-America and 96 all-conference citations, 43 NBA Draft selections and one National Player of the Year award. BYU entered the season No. 19 all-time in total victories and No. 36 in winning percentage.

**DAWES NAMED MWC PLAYER OF THE WEEK MONDAY**

Sophomore center Derek Dawes earned MWC Player of the Week honors Monday for his career night against New Mexico last week, marking the first award of his career. The 6-foot-11 Dawes set career bests of 14 points, 6-of-7 (.857) shooting, and 4 blocks while tying career marks of 10 rebounds, 2 assists and 1 steal in the victory. He was also perfect from the free-throw line (2-2) in 32 minutes of action. After his only missed shot of the game, Dawes used his hustle to regain the Cougar possession by stealing a Lobo pass. Dawes' energy and effort in the post led the Cougars to a 68-53 win over the Lobos, their first MWC win of the season. The 14-point, 10-rebound double-double was the first of his career.

**YOUNG MAKING A NAME FOR HIMSELF**

Keena Young has scored in double figures the last four games while making a combined 21-of-30 (.700) from the floor: He is averaging 12.0 points and 6.8 rebounds over that span. He tied a career-high 14 points against UNM and AFA. He also scored 14 points against Chaminade and Weber State this year. He recorded a double-double with 14 points and 11 rebounds vs. Air Force. The transfer has made 11 starts thus far in his first season at Brigham Young. The 6-foot-6 Texan has several different name connections to BYU. Aside from his last name of Young, Keena's father is named Cleveland, also the name of BYU head basketball coach Steve Cleveland, and Keena's mother is named Lavella, which is similar to BYU's legendary football coach LaVell Edwards.

**AINGE PROVING POINT**

Point guard Austin Ainge is one of BYU's young players taking advantage of his opportunity for playing time this season. He has earned the starting position, making the last 13 straight starts. He scored a career-high 25 points at CSU. He had a career-high 7 rebounds vs. Santa Clara and a career-most 8 assists vs. NC State, MSU-Billings and New Mexico. Overall, he is third on the team in scoring at 9.3 ppg and leads the team in assists at 4.1 apg and steals (1.3 spg).

**BYU BASKETBALL ON KSL NEWSRADIO 1160**

The "Voice of the Cougars" is KSL Newsradio 1160's Greg Wrubell. He is in his ninth season as the play-by-play voice of BYU basketball. Wrubell, also the voice of BYU football, is joined by color analyst Mark Durrant, a four-year BYU basketball letterman who graduated in 1995 as a three-time Academic All-WAC forward, or Brian Santiago, who was the WAC assist and three-point percentage leader at Fresno State. Durrant has been part of the KSL broadcast team for eight years while Santiago is in his fourth year providing analysis for select games. Stations on the Cougar Sports Network include:

Salt Lake City, Utah (Flagship) KSL 1160 AM  
 St. George, Utah KDXU 890 AM  
 Manti/Delta, Utah KMGR 95.7 FM  
 Idaho Falls, Idaho KSSL 1260 AM  
 Also, listen online at KSL.com

**BYU COACHES ON KSL EACH WEEK ...**  
 Coach's Corner with Steve Cleveland  
 The Steve Cleveland Show  
 Cougar Hoops Weekly with Dave Rose



"Voice of the Cougars"  
 Greg Wrubell

Wednesdays at 8:45 a.m.  
 Wednesdays 6-7 p.m.  
 Thursdays 6-7 p.m.





Steve Cleveland is in his eighth year at the helm of the Cougars in 2004-05. During his tenure at BYU, Cleveland has proven to be a first-rate recruiter, an excellent coach and player developer, and above all, a winner.

Cleveland has guided BYU to five straight postseason appearances and four 20-win seasons in the last five years. Only three other BYU coaches have ever achieved more 20-win seasons. He was recognized as the Mountain West Conference's top strategist in the 2004 Street & Smith College Basketball Preview. He was honored as the MWC Coach of the Year in 2002-03,

as voted by the league's coaches and media members, after guiding BYU to a share of the MWC regular season title and a 23-9 record.

In 2003-04, Cleveland coached the Cougars to a 76-71 win over then No. 25 and 2004 Final Four team Oklahoma State in the Delta Center. The Cougars finished second in the Mountain West Conference and advanced to the NCAA Tournament before losing 80-75 to defending national champion Syracuse. In 2002-03, Cleveland's team finished 23-9 and tied for the MWC title before earning an NCAA invite. In 2001-02, Cleveland coached BYU to a win over No. 13 Stanford and advanced to the second round of the NIT despite having lost four starters and six of his top seven players from the prior season. In 2000-01, Cleveland guided BYU to its first NCAA tournament bid since 1995, its first conference regular season title since 1993 and its first conference tournament championship since 1992. While rebuilding a program that finished 1-25 before his arrival, he has posted records of 9-21, 12-16, 22-11, 24-9, 18-12, 23-9 and 21-9. The 1999-2000, 2000-2001 and 2002-03 seasons all rank among the school's best years ever in terms of wins. In fact, since BYU's first season in 1903, only five BYU teams have ever recorded more wins than the 24-9 team in 2000-01.

Cleveland has brought the magic of the Marriott Center back in Provo. BYU averaged 15,300 fans in 2003-04, including the largest crowd (22,718) since 1992, to rank 11th nationally. BYU had the nation's largest percentage increase in attendance in 2003. The Cougars owned the nation's longest homecourt victory streak for much of the 2002 and 2003 seasons until it finally ended at 44 games. BYU has won 62 of its last 63 games at home, including unbeaten seasons in 2001, 2002 and 2004.

Cleveland's teams have traditionally been prepared to play their best at the end of the season. BYU ended the 2003-04 season on a nine-game winning streak through February and March until losing in the MWC semifinal game, earning its third NCAA bid in the last four years. BYU has been to the post-season five straight years. In 2001-02 BYU won in the first round of the NIT before losing at eventual NIT champion Memphis. In 2000-01, BYU won five straight games on the road to secure a share of the MWC regular season title and earn the automatic NCAA bid by claiming the MWC Tournament in Las Vegas. The Cougars won six of their last eight games the prior season, including two MWC tournament wins and two NIT victories. In Cleveland's first year, BYU completed a rare sweep of No. 15 New Mexico and UTEP on the road to earn a WAC tournament berth. The road sweep of New Mexico and UTEP was the first for BYU since 1990-91 and the 83-62 upset of nationally ranked New Mexico in the Pit ended the Lobos' 41-game home winning streak. In Cleveland's second season the Cougars had a blowout win over UTEP before a 90-74 conference tournament upset victory over TCU to achieve BYU's first conference tournament win since 1994.

Cleveland's teams have advanced to the finals of the MWC tournament in two of the five seasons the event has been played, winning the title in 2001.

As a recruiter, Cleveland has made a similar impact on BYU's program. Cleveland's recruits have proven they are not only committed to Cleveland's vision but also are the kind of players to help make that vision a reality in Provo. Cleveland and his staff have been able to attract top talent and develop them into better players.

Cleveland's recruits have been honored with a string of conference newcomer or major awards in their first seasons at BYU. Eight players have been honored in Cleveland's seven years as the Cougar coach, including five who have been singled out as either the conference newcomer or freshman of the year. The last two years Rafael Araujo was named the Newcomer of the Year by the conference media members in a poll conducted by the Las Vegas Review-Journal (the MWC no longer has such an award) and Mike Hall was named MWC Defensive Player of the Year. Listed below is the list of award winners in their first season at BYU.

- Mike Hall (2003-2004 Defensive Player of the Year; All-MWC Third Team)
- Rafael Araujo (2002-2003 Newcomer of the Year by MWC media poll)
- Jared Jensen (2001-2002 MWC Co-Freshman of the Year)
- Trent Whiting (2000-2001 MWC Newcomer Team, 2nd Team All-MWC)
- Terrell Lyday (1999-2000 MWC Newcomer of the Year; All-Tournament Team)
- Mark Bigelow (1998-99 WAC Freshman of the Year; Newcomer Team, 2nd Team All-WAC)
- Mekeli Wesley (1997-98 WAC Newcomer Team)
- Ron Selleaze (1997-98 WAC Newcomer of the Year; Newcomer Team, 2nd Team All-WAC)

In October 2001, Cleveland signed a multi-year contract extension with BYU. Before taking the helm with the Cougars on March 11, 1997, Cleveland compiled a 157-77 record at Fresno City College in Fresno, Calif. Cleveland was named coach of the year two times while at FCC and led the Rams to post-season playoffs in each of his seven seasons in Fresno. Cleveland coached 10 years at Fresno's Clovis West High School, compiling a 180-70 record.

**PLAYING CAREER**

Cleveland played college basketball at UC Irvine and was the Anteaters' MVP and leading scorer his senior season in 1975-76. Prior to attending UC Irvine, Cleveland was Fresno City College's Most Outstanding Player in 1973-74. Cleveland received a B.A. degree in social science from UC Irvine in 1976, and received a Master's in education administration from Fresno Pacific in 1979.

**PERSONAL**

Cleveland, 52, was born in the Los Angeles area and spent most of his life in Fresno, Calif. He served a full-time mission for the Church of Jesus Christ of Latter-day Saints to England from 1971-73. Cleveland was the first head basketball or football coach at BYU to have served a church mission. Cleveland and his wife Kip have three children: sons Casey and Skyler and daughter Katie.

**CLEVELAND'S BYU LEDGER**

BRIGHAM YOUNG UNIVERSITY						
Year	W	L	Pct.	Conference	Conf. Tourney	NCAA/NIT
2004-2005	7	14	.333	1-5		
2003-2004	21	9	.700	10-4 (2nd MWC)	1-1	0-1 NCAA
2002-2003	23	9	.719	11-3 (T-1st MWC)	1-1	0-1 NCAA
2001-2002	18	12	.600	7-7 (T-4th MWC)	0-1	1-1 NIT
2000-2001	24	9	.727	10-4 (T-1st MWC)	3-0	0-1 NCAA
1999-2000	22	11	.667	7-7 (sixth MWC)	2-1	2-1 NIT
1998-1999	12	16	.429	6-8 (fifth WAC)	1-1	
1997-1998	9	21	.300	4-10 (sixth WAC)	0-1	
<b>Totals</b>	<b>136</b>	<b>101</b>	<b>.574</b>	<b>56-48 (.538)</b>	<b>8-6 (.571)</b>	<b>3-5 (.375)</b>





**MIKE HALL**  
 6-3 • 205 • senior • guard  
 San Bernardino, Calif.

**NOTING HALL:** Leads the Cougars in scoring at 13.3 ppg ... Has scored in double figures in 17 games, including 11 straight outings before scoring just 4 points against Utah ... Scored 16 points with 8 rebounds and 2 assists vs. New Mexico ... Posted a career-high three blocks while scoring 13 points against Air Force, with 3 treys, his first game with more than 2 treys since a career-best 5 treys at Weber State on Dec. 23 ... Led the Cougars with 16 points against Wyoming, including a dunk off of one of his two steals ... Scored 11 points at CSU, all in the second half ... Scored 14 points on 6-10 shooting against MSU-Billings... Led the Cougars with 16 points vs. San Diego State while going a perfect 8-for-8 from the line ... Scored team-high 12 points at Saint Mary's ... He was 5-of-7 vs. Southern Utah while scoring 12 points ... Equaled his career-high with 23 points at Weber State, making a career-best 5 threes (5-7) and 9 field goals (9-12) ... Hall led BYU with 18 points vs. NC State ... Scored a team-leading 21 points on 58 percent (7-12) shooting while pulling down a career-high nine rebounds against Boise

State ... Contributed 13 points at USC, including three buckets from behind the arc ... Recorded a team-high 19 points at Utah State, including 3-6 (.500) from behind the three-point line ... Achieved career-high 23 points vs. California, scoring the team's final 12 points ... Was out with an injured ankle the week leading up to the season opener ... Averaged 10.3 ppg at the Maui Invitational but lacked usual explosiveness while recovering from injury ... Dished out career-high 5 assists vs. Chaminade.

**MORE ON HALL:** A 6-foot-3 guard from San Bernardino, Calif., Hall is a first-team all-MWC candidate as a senior ... He earned MWC Defensive Player of the Year honors and All-MWC Third Team last year ... He is BYU's top returning scorer with the departure of NBA lottery pick Rafael Araujo and four-year starter Mark Bigelow ... Hall joined BYU as a junior from Dixie State College, where he was a first-team NJCAA All-American and Scenic West Athletic Conference and NJCAA Region 18 Player of the Year ... Hall began his college career at Pepperdine University in 2000-2001, playing 18 games for Jan van Breda Kolff in his final season coaching the Waves ... Last year filled the position vacated by graduated All-MWC guard Travis Hansen, who was selected by the Atlanta Hawks in the 2003 NBA Draft ... An unselfish, team-oriented player, Hall is an aggressive, slashing offensive scorer, solid rebounder and strong defender ... Last year he had 20 double-figure scoring games, including nine of the last 11 outings ... BYU was 15-5 when he scores in double digits ... Against Syracuse in the NCAA Tournament he had 17 points on 6-of-9 shooting, including 3-of-3 treys, while equaling his season high of 4 assists ... Against the Orangemen he not only hit from long range but had two head-turning dunks, including an ally-oop from Luiz Lemes ... He led BYU with 21 points on 8-of-10 shooting vs. Utah ... His dunk over MWC Co-Player of the Year Nick Welch of Air Force was the ESPN Play of the Day ... He had 16 points vs. New Mexico while holding Danny Granger to 9 points and 3 rebounds (Granger came in averaging 21 and 9) ... He shot 50 percent or better in 17 games .. Scored career-high 22 points vs. Weber State on 8-of-12 shooting.

**PERSONAL:** Born August 1982 in San Bernardino, Calif. ... parents are Clarence and Sharon Hogue ... brother Marcus Hall ... three-year-old son named Elijah Michael ... said he chose BYU because of good coaches, perfect fit for his position, good school, great community and fan support ... said the most influential people in his sports career are his stepfather and mother ... recreation management major.

**Mike Hall – 2004-05 Game-by-Game**

Opponent	Date	GS	Min	TOTAL			3PTS			REBOUNDS			PF	FO	A	TO	Blk	Stl	Pts	Avg					
				FG	FGA	Pct	3FG	FGA	Pct	FT	FTA	Pct									Off	Def	Tot		
vs North Carolina	11-22-04	*	25	4	15	.267	2	8	.250	0	2	.000	1	3	4	4.0	4	0	0	4	1	10	10.0		
vs Stanford	11-23-04	*	33	2	8	.250	1	3	.333	2	2	1.000	2	4	6	5.0	3	0	2	1	0	1	7	8.5	
vs Chaminade	11-24-04	*	38	5	12	.417	2	5	.400	2	2	1.000	3	3	6	5.3	0	0	5	1	0	4	14	10.3	
CALIFORNIA	11/27/04	*	37	8	18	.444	3	7	.429	4	5	.800	3	1	4	5.0	1	0	2	0	0	3	23	13.5	
at Utah State	12/01/04	*	39	7	16	.438	3	6	.500	2	2	1.000	2	3	5	5.0	1	0	3	1	1	1	19	14.6	
at USC	12/04/04	*	33	5	13	.385	3	7	.429	0	1	.000	1	1	2	4.5	2	0	1	3	0	1	13	14.3	
BOISE STATE UNIVERSITY	12/08/04	*	38	7	12	.583	2	3	.667	5	6	.833	2	7	9	5.1	2	0	5	1	0	0	21	15.3	
vs Washington State University	12/11/04	*	36	1	10	.100	1	6	.167	0	0	.000	0	1	1	4.6	4	0	2	3	0	2	3	13.8	
UTAH STATE	12/18/04	*	22	1	4	.250	0	2	.000	2	2	1.000	1	3	4	4.6	0	0	1	3	0	0	4	12.7	
NORTH CAROLINA STATE	12/21/04	*	30	7	17	.412	1	5	.200	3	4	.750	0	4	4	4.5	3	0	3	0	0	3	18	13.2	
at Weber State	12-23-04	*	35	9	12	.750	5	7	.714	0	0	.000	1	1	2	4.3	2	0	4	3	0	2	23	14.1	
SOUTHERN UTAH UNIVERSITY	12/28/04	*	29	5	7	.714	1	3	.333	1	2	.500	2	2	4	4.3	1	0	3	2	0	0	12	13.9	
SANTA CLARA	12/31/04	*	37	3	7	.429	1	3	.333	3	3	1.000	0	1	1	4.0	4	0	2	3	1	2	10	13.6	
at Saint Mary's (CA)	01/04/05	*	35	5	10	.500	2	4	.500	0	0	.000	0	2	2	3.9	2	0	1	1	0	0	12	13.5	
SAN DIEGO STATE	01/08/05	*	36	3	12	.250	2	7	.286	8	8	1.000	3	6	4	4.0	1	0	1	4	0	1	4	16	13.7
MONTANA STATE-BILLINGS	01/11/05	*	24	6	10	.600	0	2	.000	2	2	1.000	3	2	5	4.1	0	0	1	3	0	0	14	13.7	
at Colorado State	1-15-05	*	30	4	13	.308	1	7	.143	2	2	1.000	0	3	3	4.0	5	1	4	0	0	1	11	13.5	
at Wyoming Cowboys	1-17-05	*	34	4	12	.333	1	3	.333	7	8	.875	2	1	3	3.9	2	0	1	2	0	2	16	13.7	
AIR FORCE	01/22/05	*	38	5	10	.500	3	6	.500	0	0	.000	0	3	3	3.9	4	0	2	3	3	1	13	13.6	
NEW MEXICO	01/24/05	*	38	7	18	.389	1	6	.167	1	3	.333	3	5	8	4.1	1	0	2	0	0	1	16	13.8	
UNIVERSITY OF UTAH	01/31/05	*	31	1	7	.143	0	3	.000	2	2	1.000	0	1	1	4.0	3	0	1	0	2	2	4	13.3	
Totals			21	698	99	243	.407	35	103	.340	46	56	.821	29	54	83	4.0	45	1	46	38	8	27	279	13.3
Hall vs. UNLV (2 games, BYU record 2-0)			2	30.5	6	18	.333	1	4	.250	15	16	.978	4	2	6	3.0	4	0	4	4	2	1	28	14.0

**BYU CAREER HIGHS:**

POINTS: 23 vs. California, at Weber St. (2005)  
 FG MADE: 9 at Weber St. (2005)  
 FG ATT: 18 vs. California, vs. UNM (2005)  
 FG%: .875 (7-8) vs. SUU (2004)  
 3FG MADE: 5 at Weber St. (2005)  
 3FG ATT: 8 vs. UNC (2005)  
 3FG%: 1.000 (3-3) vs. Syracuse (2004)  
 FT MADE: 10 vs. UNLV (2004)  
 FT ATT: 10 vs. UNLV (2004)  
 FT %: 1.000 (10-10) vs. UNLV (2004)  
 REB: 9 vs. Boise State (2005)  
 ASSISTS: 5 vs. Chaminade (2005), vs. Boise State (2005)  
 STEALS: 5 vs. SDSU (2004)  
 BLOCKS: 3 vs. Air Force (2005)  
 MINUTES: 41 vs. SDSU (2004)

**HALL PRIOR YEARS' STATS**

YEAR	GP	GS	MIN	AVG	FG	FGA	PCT	3FG	FGA	PCT	FT	FTA	PCT	OFF	DEF	TOT	AVG	PF	FO	A	AVG	TO	BLK	STL	PTS	AVG
2003-04	30	28	953	31.8	131	265	.494	24	69	.348	98	134	.731	48	56	104	3.5	60	1	54	1.8	58	14	42	384	12.8







**MIKE ROSE**  
 6-2 • 185 • sophomore • guard  
 Houston, Texas

**NOTING ROSE:** Second on the team in scoring at 9.8 ppg ... 49 of his 68 successful field goals this year have been from behind the three-point arc ... Leads the team in three-point percentage with a .426 mark ... Has scored in double figures in nine games (BYU is 5-4 in those games), including game-high 21 points, including 5 treys, vs. New Mexico ... Contributed 3 points and one rebound vs. Utah ... Recorded four points, one assist and one steal against Air Force... Scored 13 points off the bench at Wyoming on 4-8 shooting ... Started at CSU, scoring 6 points in career-equaling 36 minutes (also vs. SDSU) ... Started against MSU-Billings, contributing 14 points on 4-7 shooting from three-point range and recording his first block of the season ... Made fifth start and played career-most 36 minutes vs. SDSU, grabbing career-best 6 rebounds but went 3-10 from the floor and 1-7 on threes ... Had 6 points and 3 rebounds at Saint Mary's ... Equaled career-high 26 points on 7-of-10 shooting, including 4 treys, to lead BYU over Santa Clara while adding 5

assists ... also had career marks of 8 FTs, 11 FTAs and 33 minutes ... Made his fourth start vs. SUU, scoring 14 points while hitting four treys ... Did not take a shot for the first time this season in 9 minutes off the bench at Weber State ... Scored 9 points on 3 treys in 20 minutes vs. NC State ... Scored in double figures in the prior four games while averaging 15.3 ppg in those games ... Scored 14 points vs. Utah State in 31 minutes ... Recorded 15 points and a career-high three steals against Washington State ... Connected on 6-of-9 three-pointers against Boise State en route to 19 points ... Came off the bench for 13 points on four three-pointers and one free throw at USC ... starting all three games at the Maui Invitational at shooting guard ... Scored 8 points vs. Stanford, with his 25 minutes vs. Stanford topping his high of 23 minutes played in a game last year as a freshman.

**MORE ON ROSE:** Rose is an excellent shooter out of Spring Woods High School in Houston who led the Mountain West Conference in three-point percentage (.459) as a freshman in 2003-04 ... He set the BYU record with eight treys in his first college game ... His 28 treys last year, despite mostly limited playing time, is the most by a returning player ... He is BYU's third-leading scorer returning from last season ... A strong scoring threat, he has range well beyond the three-point arc ... He utilizes a 37-inch vertical to shoot over taller defenders with a quick release at top of his leap and can dunk off either foot ... Last year he appeared in 26 of 30 games, averaging 3.9 points and 0.7 rebounds in 7.9 minutes per game while shooting 42 percent overall from the floor ... 28 of his 34 field goals were treys ... He totaled a game- and season-high 26 points, while also dishing out a season-best 6 assists, against Southern Utah ... He was a perfect 4-for-4 from the floor, including 3-of-3 on treys for 11 points in nine minutes vs. USC ... He scored 10 points, all in his 11 first-half minutes when he made 3-of-4 treys, and played 22 minutes vs. CSU ... He scored 9 points on 3-of-4 shooting from long range vs. New Mexico in 12 minutes ... He could play a much larger role for the Cougars in 2004-05.

**PERSONAL:** Rose was born October 1984 ... parents are Gordon and Sharon ... has two brothers, Greg (22) and Jordan (17) ... ranked sixth in his class of 365 seniors ... was recruited by Houston, St. Louis, Utah State, Colorado State, Texas Christian, Texas A&M, Tennessee and Illinois ... is the nephew of BYU Associate Head Coach Dave Rose ... open major.

**Mike Rose – 2004-05 Game-by-Game**

Opponent	Date	GS	Min	TOTAL			3PTS			REBOUNDS			PF	FO	A	TO	Blk	Stl	Pts	Avg					
				FG	FGA	Pct	3FG	FGA	Pct	FT	FTA	Pct									Off	Def	Tot	Avg	
vs North Carolina	11-22-04	*	15	2	7	.286	1	5	.200	0	0	.000	0	1	1	10	0	0	0	5	5.0				
vs Stanford	11-23-04	*	25	2	5	.400	2	5	.400	2	4	.500	0	2	2	15	0	0	0	8	6.5				
vs Chamaine	11-24-04	*	14	2	5	.400	1	3	.333	0	0	.000	0	0	10	0	3	1	0	5	6.0				
CALIFORNIA	11/27/04		17	0	4	.000	0	4	.000	1	2	.500	0	3	3	15	3	0	1	1	4.8				
at Utah State	12/01/04		4	1	3	.333	1	2	.500	0	0	.000	0	0	12	2	0	0	0	3	4.4				
at USC	12/04/04		16	4	7	.571	4	6	.667	1	2	.500	0	3	3	15	4	0	1	0	13	5.8			
BOISE STATE UNIVERSITY	12/08/04		23	6	9	.667	6	9	.667	1	2	.500	0	3	3	17	1	0	1	3	0	19	7.7		
vs Washington State University	12/11/04		25	6	13	.462	3	9	.333	0	0	.000	2	2	18	3	0	1	2	3	15	8.6			
UTAH STATE	12/18/04		31	5	15	.333	3	8	.375	1	2	.500	1	0	1	17	0	0	1	0	2	14	9.2		
NORTH CAROLINA STATE	12/21/04		20	3	7	.429	3	5	.600	0	0	.000	0	1	1	16	3	0	1	1	0	9	9.2		
at Weber State	12/23/04		9	0	0	.000	0	0	.000	0	0	.000	0	0	15	0	0	0	0	0	0	8.4			
SOUTHERN UTAH UNIVERSITY	12/28/04	*	25	5	9	.556	4	7	.571	0	0	.000	0	1	1	14	0	0	1	1	0	14	8.8		
SANTA CLARA	12/31/04		33	7	10	.700	4	7	.571	8	11	.727	0	3	3	15	0	0	5	0	0	26	10.2		
at Saint Mary's (CA)	01/04/05		16	2	5	.400	2	3	.667	0	0	.000	0	3	3	16	1	0	2	3	0	6	9.9		
SAN DIEGO STATE	01/08/05	*	36	3	10	.300	1	7	.143	0	0	.000	0	6	19	3	0	2	1	0	7	9.7			
MONTANA STATE-BILLINGS	01/11/05	*	22	5	10	.500	4	7	.571	0	0	.000	2	2	19	1	0	3	0	1	1	14	9.9		
at Colorado State	1-15-05	*	36	2	9	.222	2	9	.222	0	0	.000	1	0	1	19	1	0	2	3	0	6	9.7		
at Wyoming Cowboys	1-17-05		17	4	8	.500	1	5	.200	4	4	1.000	1	2	3	19	2	0	2	0	0	13	9.9		
AIR FORCE	01/22/05		20	1	4	.250	1	4	.250	1	2	.500	0	0	18	3	0	1	2	0	1	4	9.6		
NEW MEXICO	01/24/05		29	7	12	.583	5	9	.556	2	2	1.000	1	2	3	19	1	0	1	1	0	21	10.2		
UNIVERSITY OF UTAH	01/31/05		23	1	2	.500	1	1	1.000	0	0	.000	0	1	1	19	3	0	2	0	0	3	9.8		
Totals			7	456	68	154	.442	49	115	.426	21	31	.677	4	35	39	19	31	0	24	28	1	9	206	9.8
Rose vs. UNLV (2 games, BYU record: 2-0)			0	3.5	0	1	.000	0	1	.000	0	0	.000	1	0	1	0.5	1	0	0	3	0	1	0	0.0


**CAREER HIGHS:**

- POINTS: 26 vs. SUU (2004), vs. Santa Clara (2005)
- FG MADE: 9 vs. SUU (2004)
- FG ATT: 16 vs. SUU (2004)
- FG%: 1.000 (4-4) vs. USC (2004)
- 3FG MADE: 8 vs. SUU (2004)
- 3FG ATT: 13 vs. SUU (2004)
- 3FG%: 1.000 (3-3) vs. USC (2004)
- FT MADE: 8 vs. Santa Clara (2005)
- FT ATT: 11 vs. Santa Clara (2005)
- FT%: 1.000 (4-4) at Wyoming (2005)
- REB: 6 vs. SDSU (2005)
- ASSISTS: 6 vs. SUU (2004)
- STEALS: 3 vs. Washington State (2005)
- BLOCKS: 1 vs. MSU-Billings (2005), vs. WOU (2004)
- MINUTES: 36 vs. SDSU at CSU (2005)

**ROSE PRIOR YEARS' STATS**

YEAR	GP	GS	MIN	AVG	FG	FGA	PCT	3FG	FGA	PCT	FT	FTA	PCT	OFF	DEF	TOT	AVG	PF	FO	A	AVG	TO	BLK	STL	PTS	AVG
2003-04	26	0	206	7.9	34	81	.420	28	61	.459	6	12	.500	4	15	19	0.7	12	0	9	0.3	13	1	4	102	3.9





**KEENA YOUNG**

6-6 • 205 • sophomore • forward/guard  
Beaumont, Texas

**NOTING YOUNG:** Leads the Cougars with 5.8 rebounds per game ... Has scored in double figures the last four games while making a combined 21-of-30 (.700) from the floor .... Has averaged 12.0 points and 6.8 rebounds over that span ... Scored in double figures in eight games (BYU is 5-3 in those games) ... Scored 10 points as a starter against Utah while adding 4 rebounds, 2 assists and 2 steals ... Started in win over New Mexico, equaling career-best 14 points on 6-of-8 shooting with 7 rebounds in career-high 36 minutes ... Posted his first career double-double with a career-high-tying 14 points and a career-high 11 rebounds against Air Force ... His 7-for-9 shooting accuracy against Air Force was a season-best ... Recorded 10 points and five rebounds in 16 minutes at Wyoming ... Had 2 points and 3 rebounds in only 5 minutes at CSU ... Tied his career-highs in steals and blocks with 2 apiece while contributing 10 points against MSU-Billings ... Played a season-low 4 minutes vs. SDSU ... Started the prior five games and has nine starts ... Tied career-highs of 14

points and 2 blocks at Weber State while setting new personal bests of .714 FG percentage (5-7), 4 assists and 35 minutes played ... Started and tied career-high of 10 rebounds vs. North Carolina State to equal his 10 boards vs. North Carolina... also dished out 3 assists vs. NC State ... Had 8 points and a team-leading 7 rebounds in 17 minutes vs. Utah State ... Came off the bench against Boise State to record 11 points on a career-high 66.7 percent shooting (4-6) while adding 8 rebounds ... Started and led the team in rebounds with 9 against Utah State while posting a career-high two blocks ... Had 5 points, 6 rebounds and 2 assists in second start at power forward in place of injured Garner Meads vs. California ... Impressed in his Cougar debut at the Maui Invitational, averaging 9.7 points and 6.7 rebounds in 22.7 minutes of play over three games ... Came off the bench vs. North Carolina (9 points, 10 rebounds in 23 minutes) and Stanford (6 points, 4 rebounds in 12 minutes) before starting in place of injured Garner Meads vs. Chaminade (14 points, 6 rebounds in 33 minutes).

**MORE ON YOUNG:** Young is a 6-foot-6 swingman who transferred from South Plains College in Levelland, Texas, after signing with BYU in the spring ... Young averaged 9.9 points, 7.2 rebounds and 2.1 assists as a freshman at South Plains College in 2003-04 as an honorable mention all-league selection ... He has a good mid-range offensive game and is a strong rebounder ... With his size and ability as a defender and rebounder he will contribute on the wing and could play at the four as well ... As a sophomore, Young has four seasons to play three for the Cougars.

**PERSONAL:** Born April 1985 in Beaumont, Texas ... son of Cleveland and Lavella Young ... has one brother, Torri ... Enjoys Playstation ... signed out of high school with the University of Memphis along with classmate Kendrick Perkins but decided to attend South Plains College after Perkins chose to enter the 2003 NBA draft ... Prior to signing with BYU he had verbally committed to Texas Tech ... pre-Law major.

**Keena Young – 2004-05 Game-by-Game**

Opponent	Date	GS	Min	TOTAL			3PTS			REBOUNDS											Pts	Avg			
				FG	FGA	Pct	3FG	FGA	Pct	FT	FTA	Pct	Off	Def	Tot	Avg	PF	FO	A	TO			Blk	Stl	
vs North Carolina	11/22/04		23	3	8	.375	0	2	.000	3	5	.600	5	5	10	10.0	1	0	0	1	0	9	9.0		
vs Stanford	11/23/04		12	2	4	.500	0	0	.000	2	3	.667	1	3	4	7.0	0	0	0	1	0	6	7.5		
vs Chaminade	11/24/04	*	33	7	12	.583	0	0	.000	0	0	.000	3	3	6	6.7	2	0	0	0	2	14	9.7		
CALIFORNIA	11/27/04	*	21	2	7	.286	0	0	.000	2	2	1.000	5	1	6	6.5	3	0	2	0	1	0	6	8.8	
at Utah State	12/01/04	*	32	2	7	.286	0	1	.000	0	0	.000	4	5	9	7.0	4	0	2	2	2	4	7.8		
at USC	12/04/04	*	19	0	0	.000	0	0	.000	0	0	.000	0	4	4	6.5	0	0	2	0	0	0	6.5		
BOISE STATE UNIVERSITY	12/08/04		20	4	6	.667	0	0	.000	3	4	.750	3	5	8	6.7	2	0	0	2	1	11	7.1		
vs Washington State University	12/11/04		15	1	3	.333	0	0	.000	0	0	.000	0	3	3	6.3	0	0	0	1	0	2	6.5		
UTAH STATE	12/18/04		17	4	9	.444	0	0	.000	0	1	.000	5	2	7	6.3	4	0	0	1	1	0	8	6.7	
NORTH CAROLINA STATE	12/21/04	*	28	1	5	.200	0	0	.000	0	0	.000	3	7	10	6.7	0	0	3	0	1	2	6.2		
at Weber State	12/23/04	*	35	5	7	.714	0	0	.000	4	4	1.000	3	3	6	6.6	3	0	4	0	2	0	14	6.9	
SOUTHERN UTAH UNIVERSITY	12/28/04	*	21	3	7	.429	0	0	.000	0	0	.000	2	2	4	6.4	2	0	1	0	1	0	6	6.8	
SANTA CLARA	12/31/04	*	14	0	0	.000	0	0	.000	2	2	1.000	0	3	3	6.2	1	0	0	1	0	0	2	6.5	
at Saint Mary's (CA)	01/04/05	*	24	3	5	.600	0	0	.000	0	0	.000	2	2	4	6.0	2	0	1	1	1	1	6	6.4	
SAN DIEGO STATE	01/08/05		4	0	0	.000	0	0	.000	0	0	.000	0	1	1	5.7	0	0	0	0	0	0	0	6.0	
MONTANA STATE-BILLINGS	01/11/05		20	3	6	.500	0	0	.000	4	8	.500	2	4	6	5.7	1	0	1	2	2	10	6.3		
at Colorado State	1-15-05		5	1	2	.500	0	0	.000	0	1	.000	1	2	3	5.5	1	0	0	0	0	0	2	6.0	
at Wyoming Cowboys	1-17-05		16	5	7	.714	0	0	.000	0	0	.000	1	4	5	5.5	0	0	1	2	2	10	6.2		
AIR FORCE	01/22/05		32	7	9	.778	0	0	.000	2	2	1.000	4	7	11	5.8	1	0	2	0	0	14	6.6		
NEW MEXICO	01/24/05	*	36	6	8	.750	0	0	.000	2	3	.667	2	5	7	5.9	3	0	0	0	1	14	7.0		
UNIVERSITY OF UTAH	01/31/05	*	23	3	6	.500	0	0	.000	4	7	.571	1	3	4	5.8	3	0	2	2	0	2	10	7.1	
Totals			11	450	62	118	.525	0	3	.000	26	42	.619	47	74	121	5.8	33	0	16	17	16	12	150	7.1

**CAREER HIGHS:**

POINTS: 14 vs. Chaminade, at Weber St, vs. Air Force vs. New Mexico (2005)  
 FG MADE: 7 vs. Chaminade, vs. Air Force (2005)  
 FG ATT: 12 vs. Chaminade (2005)  
 FG%: .778 (7-9) vs. Air Force (2005)  
 3FG MADE: -  
 3FG ATT: 2 vs. North Carolina (2005)  
 3FG%: .000 (0-2) vs. N. Carolina (2005)  
 FT MADE: 4 at Weber St, vs. Utah (2005)  
 FT ATT: 8 vs. MSU-Billings (2005)  
 FT%: 1.000 (4-4) at Weber St (2005)  
 REB: 11 vs. Air Force (2005)  
 ASSISTS: 4 at Weber State (2005)  
 STEALS: 2 vs. MSU-Billings, vs. Chaminade, at Utah State, vs. Utah (2005)  
 BLOCKS: 2 vs. MSU-Billings, at Utah State, at Weber St, at Wyoming (2005)  
 MINUTES: 36 vs. New Mexico



**JOSHUA BURGESS**  
 6-8 • 230 • junior • forward  
 Irvine, Calif.

**NOTING BURGESS:** Has played in three games, last appearing vs. Utah with one rebound in one minute ... Knocked down a three-pointer against MSU-Billings for his first bucket of the year ... Saw his prior regular-season action of the year vs. Southern Utah with one rebound and one assist in three minutes played ... Played in both exhibition games, logging an average of 4.0 minutes per game.

**MORE ON BURGESS:** Burgess joined the team in fall 2003 as a sophomore after playing at Irvine Valley College in 2003 ... He practiced with the team while sitting out due to transfer rules .... He is an aggressive rebounder with a good shooting touch with three-point range.


**PERSONAL:** Burgess was born March 1981 in Sandy, Utah ... parents are Kenneth and Sandi Burgess ... has three brothers and one sister ... brother Chris played at Duke and Utah before playing professionally overseas ... brother David is a freshman teammate at BYU this season and first cousin Sam Burgess is a sophomore who has joined the team after returning from a two-year mission ... sister Angela played on BYU's women's basketball team from 1998-99 ... served a two-year mission for the Church of Jesus Christ of Latter-day Saints in San Pablo, Philippines from August 2000 to July 2002 ... fitness and wellness management major.

**Joshua Burgess – 2004-05 Game-by-Game**

Opponent	Date	GS	Min	TOTAL			3-PTS			REBOUNDS											Pts	Avg		
				FG	FGA	Pct.	3FG	FGA	Pct.	FT	FTA	Pct.	Off	Def	Tot	Avg	PF	FO	A	TO			Blk	Stl
vs North Carolina	11-22/04			DNP - coach's decision																				
vs Stanford	11-23/04			DNP - coach's decision																				
vs Chaminade	11-24/04			DNP - coach's decision																				
CALIFORNIA	11/27/04			DNP - coach's decision																				
at Utah State	12/01/04			DNP - coach's decision																				
at USC	12/04/04			DNP - coach's decision																				
BOISE STATE UNIVERSITY	12/08/04			DNP - coach's decision																				
vs Washington State University	12/11/04			DNP - coach's decision																				
UTAH STATE	12/18/04			DNP - coach's decision																				
NORTH CAROLINA STATE	12/21/04			DNP - coach's decision																				
at Weber State	12/23/04			DNP - coach's decision																				
SOUTHERN UTAH UNIVERSITY	12/28/04	3	0	1	.000	0	0	.000	0	0	.000	0	1	1	1.0	0	0	1	0	0	0	0	0.0	
SANTA CLARA	12/31/04			DNP - coach's decision																				
at Saint Mary's (CA)	01/04/05			DNP - coach's decision																				
SAN DIEGO STATE	01/08/05			DNP - coach's decision																				
MONTANA STATE-BILLINGS	01/11/05	6	1	1	1.000	1	1	1.000	0	0	.000	0	0	0	0.5	0	0	0	0	0	0	3	1.5	
at Colorado State	1-15-05			DNP - coach's decision																				
at Wyoming	1-17-05			DNP - coach's decision																				
AIR FORCE	1-22-05			DNP - coach's decision																				
NEW MEXICO	01/24/05			DNP - coach's decision																				
UNIVERSITY OF UTAH	01/31/05	1	0	0	.000	0	0	.000	0	0	.000	1	0	1	0.7	0	0	0	0	0	0	0	1.0	
Totals		0	10	1	2	.500	1	1	1.000	0	0	.000	1	1	2	0.7	0	0	1	0	0	0	3	1.0

**CAREER HIGHS:**  
 POINTS: - 3 vs. MSU-Billings (2005)  
 FG MADE: - 1 vs. MSU-Billings (2005)  
 FG ATT: 1 vs. MSU-Billings (2005), vs. Southern Utah (2005)  
 FG%: 1.000 (1-1) vs. MSU-Billings (2005)  
 3FG MADE: - 1 vs. MSU-Billings (2005)  
 3FG ATT: - 1 vs. MSU-Billings (2005)  
 3FG%: - 1.000 (1-1) vs. MSU-Billings (2005)  
 FT MADE: -  
 FT ATT: -  
 FT%: -  
 REB: 1 vs. Southern Utah, vs. Utah (2005)  
 ASSISTS: 1 vs. Southern Utah (2005)  
 STEALS: -  
 BLOCKS: -  
 MINUTES: 3 vs. Southern Utah (2005)





**TERRY NASHIF**  
 5-10 • 165 • senior • point guard  
 Vancouver, Wash.

**NOTING NASHIF:** Nashif came off the bench in BYU's loss to Utah with 2 assists and in BYU's win over New Mexico for a productive 12 minutes, contributing 3 points, 3 assists and 2 rebounds ... He did not play at Wyoming and vs. Air Force ... Has seven starts earlier in the year ... Played 5 minutes at CSU, going 0-3 with 1 rebound ... Scored a season-high 10 points in 11 minutes on 4-5 shooting vs. MSU-Billings and tied his career-high in steals with 3 ... Played season-low 2 minutes vs. SDSU ... Scored 5 points off the bench at Saint Mary's, including a clutch three when the Cougars were still in the game ... Made his seventh start in of the year against Washington State but played just six minutes ... Dished out a career-high 10 assists in 25 minutes of action off the bench at USC ... Had a season-high 8 points, career-best 8 rebounds and 5 assists in career-most 31 minutes vs. California ... Started all three games at the Maui Invitational, averaging 4.7 points and a team-leading 3.3 assists per game ... took a career-most 9 field goal attempts and 5 three-point attempts vs. Stanford ... also took 5 treys vs. Cal.

**MORE ON NASHIF:** Nashif is a solid floor leader with three years of reserve experience who earned the start at the point to begin the season ... He was the primary backup as a freshman and sophomore and played in 23 of 30 games last season as a junior ... He made seven starts in 76 appearances in his first three seasons ... A smart player and good distributor of the ball, he led BYU in assists (3.0) and ranked first among MWC players in Assist/TO Ratio during league games as a sophomore when he made six starts and saw his most extended playing time ... He can knock down the three-pointer and is an excellent ballhandler ... Last year he played a season-high 21 minutes and scored a season-high 6 points while adding 4 rebounds and 3 assists against Western Oregon ... He dished out a career-best 8 assists against Idaho State at the Cable Car Classic in 18 minutes ... As a sophomore matched up against UNLV's Marcus Banks, who went onto become an NBA first-round draft selection, Nashif had 2 blocks and 7 assists (1 turnover), adding 4 boards.

**PERSONAL:** Born July 1980 in Vancouver, Wash. ... parents are Bruce and Kathy Nashif ... ancestry comes from Lebanon ... served a mission for the Church of Jesus Christ of Latter-day Saints to Columbia, S.C., returning in July 2001 ... recruited by Harvard and Portland State ... engaged to marry Katie Williamson on Nov. 6, 2004 ... physical education major.

**Terry Nashif – 2004-05 Game-by-Game**

Opponent	Date	GS	Min	TOTAL			3PTS			REBOUNDS			Pct	PF	FO	A	TO	Blk	Stl	Pts	Avg				
				FG	FGA	Pct	3FG	FGA	Pct	FT	FTA	Pct										Off	Def	Tot	
vs North Carolina	11-22-04	*	23	1	3	.333	1	3	.333	0	0	.000	0	1	1	1.0	1	0	4	8	0	1	3	3.0	
vs Stanford	11-23-04	*	30	2	9	.222	1	5	.200	2	2	1.000	0	1	1	1.0	4	0	1	3	0	1	7	5.0	
vs Chaminade	11-24-04	*	21	2	3	.667	0	0	.000	0	0	.000	0	4	4	2.0	2	0	5	1	1	1	4	4.7	
CALIFORNIA	11/27/04	*	31	3	8	.375	2	5	.400	0	0	.000	0	8	8	3.5	4	0	5	3	0	0	8	5.5	
at Utah State	12/01/04	*	10	0	0	.000	0	0	.000	0	0	.000	0	0	0	2.8	0	0	1	2	0	0	0	4.4	
at USC	12/04/04	*	25	0	4	.000	0	3	.000	0	0	.000	0	3	3	2.8	3	0	10	2	0	1	0	3.7	
BOISE STATE UNIVERSITY	12/08/04	*	17	0	2	.000	0	1	.000	1	2	.500	0	1	1	2.6	0	0	0	1	0	0	1	3.3	
vs Washington State University	12/11/04	*	6	0	1	.000	0	1	.000	0	0	.000	0	0	0	2.3	1	0	0	0	0	0	0	2.9	
UTAH STATE	12/18/04	*	12	0	2	.000	0	1	.000	0	0	.000	0	0	0	2.0	0	0	4	1	0	1	0	2.6	
NORTH CAROLINA STATE	12/21/04	*	8	0	2	.000	0	2	.000	0	0	.000	0	0	0	1.8	0	0	1	0	0	0	0	2.3	
at Weber State	12-23-04	*	6	0	0	.000	0	0	.000	0	0	.000	0	0	0	1.6	0	0	0	1	0	0	0	2.1	
SOUTHERN UTAH UNIVERSITY	12/28/04	*	9	0	1	.000	0	0	.000	0	0	.000	0	3	3	1.8	0	0	0	0	0	1	0	1.9	
SANTA CLARA	12/31/04	*	2	0	1	.000	0	1	.000	0	0	.000	0	0	0	1.6	0	0	0	0	0	0	0	1.8	
at Saint Mary's (CA)	01/04/05	*	17	2	6	.333	1	3	.333	0	0	.000	0	1	1	1.6	0	0	0	2	0	0	5	2.0	
SAN DIEGO STATE	01/08/05	*	2	0	0	.000	0	0	.000	0	0	.000	0	0	0	1.5	0	0	0	0	0	0	0	1.9	
MONTANA STATE-BILLINGS	01/11/05	*	11	4	5	.800	2	2	1.000	0	0	.000	0	2	2	1.5	0	0	2	1	0	3	10	2.4	
at Colorado State	1-15-05	*	5	0	3	.000	0	2	.000	0	0	.000	0	1	1	1.5	2	0	0	0	0	0	0	2.2	
at Wyoming	1-17-05	DNP - coach's decision																							
AIR FORCE	1-22-05	DNP - coach's decision																							
NEW MEXICO	01/24/05	*	12	0	1	.000	0	1	.000	3	4	.750	0	2	2	1.5	0	0	3	1	0	1	3	2.3	
UNIVERSITY OF UTAH	01/31/05	*	9	0	1	.000	0	0	.000	0	0	.000	0	0	0	1.4	0	0	2	1	0	0	0	2.2	
Totals			7	256	14	52	.269	7	30	.233	6	8	.750	0	27	27	1.4	17	0	38	27	1	10	41	2.2
Nashif vs. UNLV [5 games, BYU record: 3-2]			1	8.6	1	6	.167	0	0	.000	0	0	.000	0	6	6	1.2	7	0	11	4	2	1	2	0.4

**CAREER HIGHS:**

POINTS: 11 at SDSU (2003)  
 FG MADE: 4 vs. MSU-Billings (2005)  
 FG ATT: 9 vs. Stanford (2005)  
 FG%: 1.000 (3-3) at SDSU (2003)  
 3FG MADE: 3 at SDSU (2003)  
 3FG ATT: 5 vs. Sanford, Cal (2005)  
 3FG%: 1.000 (3-3) at SDSU (2003)  
 FT MADE: 6 vs. Rice  
 FT ATT: 6 vs. CSUN (2002), Rice  
 FT %: 1.000 (6-6) vs. Rice  
 REB: 8 vs. California (2005)  
 ASSISTS: 10 at USC (2005)  
 STEALS: 3 vs. MSU-Billings (2005), at AFA (2004)  
 BLOCKS: 2 vs. UNLV  
 MINUTES: 31 vs. California (2005)

**NASHIF PRIOR YEARS' STATS**

YEAR	GP	GS	MIN	AVG	FG	FGA	PCT	3FG	FGA	PCT	FT	FTA	PCT	OFF	DEF	TOT	AVG	PF	FO	A	AVG	TO	BLK	STL	PTS	AVG
2001-02	21	0	60	2.9	1	3	.333	0	2	.000	9	12	.750	0	9	9	0.4	9	0	10	0.5	9	0	2	11	0.5
2002-03	32	6	470	14.7	21	61	.344	10	26	.385	17	23	.739	5	47	52	1.6	43	0	68	2.1	23	3	18	69	2.2
2003-04	23	1	171	7.4	6	22	.273	3	13	.231	7	9	.778	2	22	24	1.0	21	1	26	1.1	10	1	9	22	1.0
<b>3-Year Totals</b>	<b>76</b>	<b>7</b>	<b>701</b>	<b>9.2</b>	<b>28</b>	<b>86</b>	<b>.326</b>	<b>13</b>	<b>41</b>	<b>.317</b>	<b>33</b>	<b>44</b>	<b>.750</b>	<b>7</b>	<b>78</b>	<b>85</b>	<b>1.1</b>	<b>73</b>	<b>1</b>	<b>104</b>	<b>1.3</b>	<b>42</b>	<b>4</b>	<b>29</b>	<b>102</b>	<b>1.3</b>







**AUSTIN AINGE**  
 6-2 • 180 • sophomore • point guard  
 Gilbert, Ariz.

**NOTING AINGE:** Started the last 13 games ... Leads the team in assists and steals and is third in scoring ... After going 1-for-19 over the prior three games, Ainge led BYU against Utah with 15 points on 5-8 shooting while adding five assists ... Tied career-best 8 assists with only 2 turnovers while grabbing 4 rebounds in 23 minutes vs. New Mexico ... Recorded 6 rebounds, 6 assists and 5 points against Air Force ... Had worst shooting night of the year at Wyoming, going 0-for-8 but contributed 4 rebounds, 3 assists, 2 steals and 2 points ... Scored career-best 25 points at CSU with new personal bests of 8 FG, 14 FGA and 5 3FG (tying 9 3FGA) while adding a game-high 6 assists... Tied his career-high in assists with 8 against MSU-Billings along with contributing 10 points ... Logged career-most 38 minutes vs. SDSU with career-equaling 4 steals as well as 5 assists, 6 rebounds and 9 points ... Played 37 minutes vs. Santa Clara with 9 points, 7 rebounds, 7 assists and 2

steals ... His 7 rebounds was a career-high and his 7 assists was one shy of his career mark ... Made career-high 4 treys in 5 attempts vs. Southern Utah, scoring 14 points with 5 assists ... Played 34 minutes at Weber State with career-high 4 steals, along with 9 points, 4 rebounds and 3 assists ... In 32 minutes vs. NC State he dishing out a career-high 8 assists along with 9 points and 4 rebounds ... Got his second start of the year vs Utah State and scored a career-high 21 points on 6-of-9 shooting, including 3 treys, and 6-of-8 from the line ... Scored 16 points on 58 percent (7-12) shooting in 31 minutes against Washington State ... Came off the bench to dish out 5 assists while adding 14 points and 5 rebounds against Boise State ... Made his first start and scored 7 points on 2-2 shooting, including one three-pointer, at USC ... Scored 15 points at Utah State on Dec. 1 ... Played backup point minutes at the Maui Invitational, averaging 2.7 points and 1.0 assists ... Scored 6 points vs. North Carolina, going 2-of-3 from behind the extended three-point arc ... He played more minutes in each of the first three games this season than his game-high last year of 10 minutes.

**MORE ON AINGE:** Ainge has had the misfortune of being injured just prior to the start of the season the past two years ... He redshirted in 2002-03 and saw mostly limited action last year after returning ... He is a smart player and leader and a good three-point shooter ... A point guard with an excellent understanding of the game, he is the son of former BYU All-American, NBA All-Star, and Phoenix Suns head coach Danny Ainge, who is currently the executive director of basketball operations for the Boston Celtics ... Last year he missed the first nine games with an injury before making his college debut, hitting his only shot to score two points and grabbing one rebound in two minutes vs. Idaho State at the Cable Car Classic ... He saw his first extended playing time vs. CSU in Provo, logging a season-best 10 minutes, including first-half action for the first time, while scoring a season-best 6 points on 2-of-3 shooting and adding a season-high 2 assists ... also played 10 minutes at Air Force ... Appeared in eight games overall, averaging 1.3 points, 0.4 rebounds and 0.8 assists in 4.5 minutes per outing.

**PERSONAL:** Born September 1981.... parents are Danny and Michelle Ainge .... has three brothers and two sisters ... first cousin Erik Ainge is a freshman quarterback at Tennessee ... served mission for the Church of Jesus Christ of Latter-day Saints to the Dominican Republic ... married Crystal Bluth of Gilbert, Ariz., on April 26, 2003 ... international relations major.

**Austin Ainge – 2004-05 Game-by-Game**

Opponent	Date	GS	Min	TOTAL			3PTS			REBOUNDS											Avg			
				FG	FGA	Pct	3FG	FGA	Pct	FT	FTA	Pct	Off	Def	Tot	Avg	PF	FO	A	TO		Blk	Stl	Pts
vs North Carolina	11-22/04	18	2	3	.667	2	3	.667	0	0	.000	0	1	1	1.0	1	0	1	4	0	1	6	6.0	
vs Stanford	11-23/04	12	0	1	.000	0	1	.000	0	0	.000	0	0	0	0.5	1	0	4	0	0	0	0	3.0	
vs Chamaineade	11-24/04	14	1	3	.333	0	1	.000	0	0	.000	0	4	4	1.7	3	0	2	3	0	0	2	2.7	
CALIFORNIA	11/27/04	9	0	2	.000	0	1	.000	2	2	1.000	0	1	1	1.5	0	0	1	0	0	2	2.5		
at Utah State	12/01/04	30	6	13	.462	3	9	.333	0	0	.000	0	2	2	1.6	1	0	3	4	0	2	15	5.0	
at USC	12/04/04	* 12	2	2	1.000	1	1	1.000	2	2	1.000	0	0	0	1.3	1	0	2	5	0	1	7	5.3	
BOISE STATE UNIVERSITY	12/08/04	25	4	8	.500	2	4	.500	4	6	.667	0	5	19	3	0	5	3	0	1	14	6.6		
vs Washington State University	12/11/04	31	7	12	.583	2	6	.333	0	0	.000	2	2	1.9	1	0	4	1	0	0	16	7.8		
UTAH STATE	12/18/04	* 30	6	9	.667	3	5	.600	6	8	.750	0	2	2	1.9	0	0	3	4	0	1	21	9.2	
NORTH CAROLINA STATE	12/21/04	* 32	3	10	.300	1	3	.333	2	2	1.000	0	4	4	2.1	4	0	8	6	0	1	9	9.2	
at Weber State	12-23/04	* 34	4	9	.444	1	3	.333	0	0	.000	1	3	4	2.3	2	0	3	1	0	4	9	9.2	
SOUTHERN UTAH UNIVERSITY	12/28/04	* 31	5	9	.556	4	5	.800	0	0	.000	0	3	3	2.3	1	0	5	2	0	3	14	9.6	
SANTA CLARA	12/31/04	* 37	2	8	.250	1	5	.200	4	4	1.000	0	7	7	2.7	1	0	7	5	0	2	9	9.5	
at Saint Mary's (CA)	01/04/05	* 19	3	7	.429	0	2	.000	0	0	.000	0	1	1	2.6	4	0	2	6	0	2	6	9.3	
SAN DIEGO STATE	01/08/05	* 38	4	11	.364	0	3	.000	1	3	.333	1	5	6	2.8	1	0	5	5	0	4	9	9.3	
MONTANA STATE-BILLINGS	01/11/05	* 23	3	5	.600	2	3	.667	2	2	1.000	0	2	2	2.8	3	0	8	2	0	0	10	9.3	
at Colorado State	1-15-05	* 36	8	14	.571	5	9	.556	4	4	1.000	2	1	3	2.8	4	0	6	2	0	2	25	10.2	
at Wyoming Cowboys	1-17-05	* 27	0	8	.000	0	6	.000	2	2	1.000	1	3	4	2.8	0	0	3	2	0	2	2	9.8	
AIR FORCE	01/22/05	* 29	1	5	.200	1	4	.250	2	2	1.000	2	4	6	3.0	1	0	6	5	0	0	5	9.5	
NEW MEXICO	01/24/05	* 23	0	6	.000	0	4	.000	0	0	.000	0	4	4	3.1	4	0	8	2	0	1	0	9.1	
UNIVERSITY OF UTAH	01/31/05	* 32	5	8	.625	1	3	.333	4	5	.800	0	0	0	2.9	1	0	5	3	0	1	15	9.3	
Totals		14	542	66	153	.431	29	81	.358	35	42	833	7	54	61	2.9	37	0	86	70	0	28	196	9.3


**CAREER HIGHS:**

POINTS: 25 at Colorado State (2005)  
 FG MADE: 8 at Colorado State (2005)  
 FG AT: 14 at Colorado St (2005)  
 FG%: .667 (6-9) vs. Utah State (2005)  
 3FG MADE: 5 at CSU (2005)  
 3FG AT: 9 at Utah State, at CSU (2005)  
 3FG%: .800 (4-5) vs. SUU (2005)  
 FT MADE: 6 vs. Utah State (2005)  
 FT AT: 8 vs. Utah State (2005)  
 FT%: 1.000 (4-4) vs. Santa Clara, at CSU (2005)  
 REB: 7 vs. Santa Clara (2005)  
 ASSTS: 8 vs. MSU-Billings, vs. NC State vs. UNM (2005)  
 STEALS: 4 at Weber State, vs. SDSU (2005)  
 BLOCKS: 1 vs. New Mexico (2004)  
 MIN: 38 vs. SDSU (2005)

**AINGE PRIOR YEARS' STATS**

YEAR	GP	GS	MIN	AVG	FG	FGA	PCT	3FG	FGA	PCT	FT	FTA	PCT	OFF	DEF	TOT	AVG	PF	FO	A	AVG	TO	BLK	STL	PTS	AVG
2003-04	8	0	36	4.5	4	8	.500	1	4	.250	1	2	.500	0	3	3	0.4	6	0	6	0.8	6	1	0	10	1.3





**SAM BURGESS**

6-3 • 190 • sophomore • guard  
Alpine, Utah

**NOTING BURGESS:** Played 2 minutes against Utah, 8 minutes vs. New Mexico and 3 minutes against Air Force ... Played 14 minutes as the backup point guard at Wyoming, knocking down a trey and adding 2 rebounds, 1 assist and 1 steal ... Played mostly limited action the prior 10 outings after not playing in two games ... Had 1 assist in 4 minutes at CSU ... Played 18 minutes vs. MSU-Billings, adding 6 points and a career-high 4 assists ... Saw 12 minutes on the floor vs. Southern Utah, scoring 5 points ... Scored 5 points in 9 minutes vs. Utah State ... Played 4 minutes vs. Washington State at the Delta Center ... Scored 5 points in 12 minutes in his only start vs. California ... Scored 8 points with 3 rebounds, 3 blocks and 2 steals in season-high 26 minutes vs. Chaminade in BYU's win.

**MORE ON BURGESS:** Burgess is a 6-foot-3, 190-pound shooting guard who averaged 17.2 points per game during his one year at Snow College (Utah) prior to committing to BYU ... After playing at Snow, he left to serve a two-year mission for the Church of Jesus Christ of Latter-day Saints in Spokane, Wash., returning in May 2004 ... He is an excellent shooter and solid defender ... As a freshman prior to his mission and led the Scenic West Athletic Conference in three-point accuracy in 2001-02, making 49 percent (95-192) of his long range attempts while shooting 53 percent overall from the floor ... He shot 79 percent from the free throw line ... Burgess prepped at Lone Peak High School in Highland, Utah, where he was a first-team all-state athlete in three football, basketball and baseball.

**PERSONAL:** Born in November 1982, Burgess is a native of Alpine, Utah ... Parents are Andrew and Wealtha Burgess ... He is one of six children ... Two of his current teammates on BYU's team are his first cousins - brothers Joshua and David Burgess ... He served a two-year mission for the Church of Jesus Christ of Latter-day Saints in Spokane, Wash.

**Sam Burgess – 2004-05 Game-by-Game**

Opponent	Date	GS	Min	TOTAL			3PTS			REBOUNDS				PF	FO	A	TO	Blk	Stl	Pts	Avg				
				FG	FGA	Pct	3FG	FGA	Pct	FT	FTA	Pct	Off									Def	Tot	Avg	
vs North Carolina	11-22-04		15	2	7	.286	0	2	.000	0	0	.000	0	1	1	1.0	4	0	0	2	0	0	4	4.0	
vs Stanford	11-23-04		8	0	3	.000	0	2	.000	0	0	.000	0	1	1	1.0	1	0	1	0	0	0	0	2.0	
vs Chaminade	11-24-04		26	3	11	.273	2	6	.333	0	0	.000	1	2	3	1.7	3	0	0	2	3	2	8	4.0	
CALIFORNIA	11-27-04	*	12	1	5	.200	1	4	.250	3	3	1.000	1	0	1	1.5	3	0	0	1	0	1	6	4.5	
at Utah State	12/01/04		9	1	2	.500	0	0	.000	0	0	.000	0	1	1	1.4	0	0	0	1	0	0	2	4.0	
at USC	12/04/04		DNP - coach's decision																						
BOISE STATE UNIVERSITY	12/08/04		DNP - coach's decision																						
vs Washington State University	12/11/04		4	0	0	.000	0	0	.000	0	0	.000	0	0	0	1.2	1	0	0	1	0	0	0	3.3	
UTAH STATE	12/18/04		9	2	5	.400	1	1	1.000	0	0	.000	0	0	0	1.0	2	0	0	0	0	1	5	3.6	
NORTH CAROLINA STATE	12/21/04		0	0	1	.000	0	1	.000	0	0	.000	0	1	1	1.0	0	0	0	0	0	0	0	3.1	
at Weber State	12-23-04		1	0	0	.000	0	0	.000	0	0	.000	0	0	0	0.9	0	0	0	0	0	0	0	2.8	
SOUTHERN UTAH UNIVERSITY	12/28/04		12	1	4	.250	1	3	.333	2	2	1.000	1	0	1	0.9	4	0	0	1	0	0	5	3.0	
SANTA CLARA	12/31/04		2	0	0	.000	0	0	.000	0	0	.000	0	0	0	0.8	1	0	0	0	0	0	0	2.7	
at Saint Mary's (CA)	01/04/05		6	0	2	.000	0	0	.000	0	0	.000	0	0	0	0.8	0	0	1	1	0	0	0	2.5	
SAN DIEGO STATE	01/08/05		2	0	1	.000	0	1	.000	0	0	.000	0	1	1	0.8	1	0	0	1	0	0	0	2.3	
MONTANA STATE-BILLINGS	01/11/05		18	1	4	.250	1	1	1.000	3	4	.750	1	2	3	0.9	4	0	4	2	0	3	6	2.6	
at Colorado State	1-15-05		4	0	0	.000	0	0	.000	0	0	.000	0	0	0	0.9	1	0	1	0	0	0	0	2.4	
at Wyoming Cowboys	1-17-05		14	1	2	.500	1	2	.500	0	0	.000	0	2	2	0.9	1	0	1	2	0	1	3	2.4	
AIR FORCE	01/22/05		3	0	0	.000	0	0	.000	0	0	.000	0	0	0	0.9	1	0	1	0	0	0	0	2.3	
NEW MEXICO	01/24/05		8	0	2	.000	0	1	.000	0	0	.000	0	1	1	0.9	1	0	1	1	0	0	0	2.2	
UNIVERSITY OF UTAH	01/31/05		2	0	0	.000	0	0	.000	0	0	.000	0	0	0	0.8	0	0	0	0	0	0	0	2.1	
Totals			1	155	12	49	245	7	24	292	8	9	889	4	12	16	0.8	28	0	9	16	3	8	39	2.1

**CAREER HIGHS:**

POINTS: 8 vs. Chaminade (2005)  
 FG MADE: 3 vs. Chaminade (2005)  
 FG ATT: 11 vs. Chaminade (2005)  
 FG%: .500 (1-2) at Utah State, at Wyoming (2005)  
 3FG MADE: 2 vs. Chaminade (2005)  
 3FG ATT: 6 vs. Chaminade (2005)  
 3FG%: 1.000 (1-1) vs. MSU-Billings (2005)  
 FT MADE: 3 vs. MSU-Billings, vs. California (2005)  
 FT ATT: 4 vs. MSU-Billings (2005)  
 FT%: 1.000 (3-3) vs. Cal (2005)  
 REB: 3 vs. MSU-Billings, vs. Chaminade (2005)  
 ASSISTS: 4 vs. MSU-Billings (2005)  
 STEALS: 3 vs. MSU-Billings (2005)  
 BLOCKS: 3 vs. Chaminade (2005)  
 MINUTES: 26 vs. Chaminade (2005)





**JIMMY BALDERSON**  
 6-6 • 200 • sophomore • guard  
 Magrath, Alberta, Canada

**NOTING BALDERSON:** Started the last four games ... Scored 13 points on 4-6 shooting, including 3-4 from three-point range against Utah ... Played 11 minutes vs. UNM without scoring and played a career-high 29 minutes against Air Force, scoring 5 points ... Started at Wyoming, recording 9 points and a season-high 4 rebounds ... Played four minutes at CSU, going 0-4 ... Was perfect from the field against MSU-Billings, going 3-3 and scoring 9 points ... scored 11 points in 14 minutes off the bench on 4-of-5 shooting vs. Southern Utah ... Played less than a minute at Weber State and did not play vs. NC State after starting the prior three games ... shot 2-of-15 from the floor in his three starts ... Recorded a career-high 22 points at USC on 6-12 shooting, including a career-best 5 three-pointers ... Scored 6 points on .500 shooting in 11-minute season debut at Utah State after coming out of redshirt year ... Sat out the first four games planning to redshirt after August return from his two-year LDS Church mission to the Marshall Islands.

**MORE ON BALDERSON:** Balderson is a 6-foot-6 guard who averaged 4.0 points per game and 1.5 rebounds per game as a freshman at BYU prior to serving a two-year mission for the Church of Jesus Christ of Latter-day Saints ... He returned in August ... A talented scorer, he has excellent range from the three-point arc and has good size. ... He plans to redshirt to allow time to get back into playing condition after his missionary service ... Balderson played in 27 of 30 games as a freshman reserve on BYU's 18-12 team that advanced to the second round of the NIT, logging 8.5 minutes per game while shooting .487 from the floor, .306 (11-of-36) on threes and .657 from the line ... His 48.7 percent shooting from the floor led all BYU perimeter players ... He was seventh on the team in scoring ... He appeared in all 14 league games, averaging 3.6 points and 1.3 rebounds in 8.3 minutes ... He scored double-digit points in three games ... He led BYU in scoring, rebounds and steals with season highs of 19 points, 7 rebounds and 3 steals in BYU's win over Fort Lewis College ... he totaled 14 points and 6 rebounds in a loss at Air Force and scored 11 points with 2 rebounds and a season-high 2 assists in a home win over Southern Utah ... He came off the bench cold in the closing moments of regulation at Pepperdine and promptly hit a three-pointer from the corner as time expired to send the game into overtime ... He scored in 21 of his 27 appearances and grabbed a rebound in 17 outings.

**PERSONAL:** Born August 1983 in Magrath, Alberta, Canada ... parents are Wes and Lorraine Balderson ... one of seven children, three boys ... oldest brother was Canadian Interuniversity Player of the Year in Canada as shooting guard, while other brother currently plays football at the University of Alberta and little sister Debbie currently plays basketball for Lethbridge Community College ... served a two-year mission for the Church of Jesus Christ of Latter-day Saints in the Marshall Islands speaking Marshallese ... Business Finance major.

**Jimmy Balderson – 2004-05 Game-by-Game**

Opponent	Date	GS	Min	TOTAL			3PTS			REBOUNDS					PF	FO	A	TO	Blk	Stl	Pts	Avg			
				FG	FGA	Pct	3FG	FGA	Pct	FT	FTA	Pct	Off	Def									Tot	Avg	
vs North Carolina	11-22-04			DNP - planned redshirt																					
vs Stanford	11-23-04			DNP - planned redshirt																					
vs Chaminade	11-24-04			DNP - planned redshirt																					
CALIFORNIA	11-27-04			DNP - planned redshirt																					
at Utah State	12/01/04		11	2	4	.500	1	3	.333	1	2	.500	0	0	0	0.0	0	0	0	1	0	0	6	6.0	
at USC	12/04/04		25	6	12	.500	5	8	.625	5	7	.714	0	1	1	0.5	3	0	4	2	0	0	22	14.0	
BOISE STATE UNIVERSITY	12/06/04	*	18	1	6	.167	1	4	.250	0	0	.000	0	2	2	1.0	0	0	1	0	0	0	3	10.3	
vs Washington State University	12/11/04	*	15	0	4	.000	0	3	.000	0	0	.000	0	0	0	0.0	0	0	0	2	0	0	0	7.8	
UTAH STATE	12/18/04	*	10	1	5	.200	0	2	.000	0	0	.000	0	0	0	0.6	4	0	1	1	0	0	2	6.6	
NORTH CAROLINA STATE	12/21/04			DNP - coach's decision																					
at Weber State	12-23-04		0	0	0	.000	0	0	.000	0	0	.000	0	1	1	0.7	0	0	0	0	0	0	0	5.5	
SOUTHERN UTAH UNIVERSITY	12/28/04		14	4	5	.800	1	1	1.000	2	2	1.000	0	0	0	0.6	2	0	2	1	0	1	11	6.3	
SANTA CLARA	12/31/04		6	0	3	.000	0	1	.000	0	0	.000	0	1	1	0.6	0	0	0	0	0	0	0	5.5	
at Saint Mary's (CA)	01/04/05		6	0	2	.000	0	0	.000	0	0	.000	0	0	0	0.8	0	0	1	1	0	0	0	2.5	
SAN DIEGO STATE	01/08/05		6	1	2	.500	0	1	.000	0	0	.000	0	1	1	0.6	0	0	0	2	0	0	2	5.1	
MONTANA STATE-BILLINGS	01/11/05		16	3	3	1.000	0	0	.000	3	6	.500	0	3	3	0.8	0	0	2	2	0	1	9	5.5	
at Colorado State	1-15-05		4	0	4	.000	0	3	.000	0	0	.000	0	0	0	0.8	1	0	0	0	0	1	0	5.0	
at Wyoming Cowboys	1-17-05	*	23	2	4	.500	1	2	.500	4	6	.667	0	4	4	1.0	4	0	0	0	0	0	9	5.3	
AIR FORCE	01/22/05	*	29	2	5	.400	1	1	1.000	0	0	.000	0	2	2	1.1	1	0	2	1	0	0	5	5.3	
NEW MEXICO	01/24/05	*	11	0	4	.000	0	2	.000	0	0	.000	0	3	3	1.2	1	0	0	2	0	0	0	4.9	
UNIVERSITY OF UTAH	01/31/05	*	20	4	6	.667	3	4	.750	2	4	.500	1	1	2	1.3	3	0	0	1	0	1	13	5.4	
Totals			7	215	27	69	.391	14	36	.389	19	29	.655	1	19	20	1.3	20	0	12	15	0	4	87	5.4
Balderson vs. UNLV (2 games, BYU record: 1-1)			0	3.5	0	2	.000	0	2	.000	4	4	1.000	0	2	2	1.0	1	0	1	0	0	4	2.0	


**CAREER HIGHS:**  
 POINTS: 22 at USC (2005)  
 FG MADE: 8 vs. Fort Lewis (12/12/01)  
 FG ATT: 12 at USC (2005)  
 FG%: 1.000 (3-3) vs. MSUBillings (2005)  
 3FG MADE: 5 at USC (2005)  
 3FG ATT: 8 at USC (2005)  
 3FG%: 1.000 (1-1) vs. Air Force (2005)  
 FT MADE: 5 at USC (2005)  
 FT ATT: 7 at USC (2005)  
 FT%: 1.000 (4-4) at AFA UNLV (2001-02)  
 REB: 7 vs. Fort Lewis (12/12/01)  
 ASSTS: 4 at USC (2005)  
 STEALS: 3 vs. Fort Lewis (12/12/01)  
 BLOCKS: 1 at Wyoming (2/28/02)  
 MIN: 29 vs Air Force (2005)

**BALDERSON PRIOR YEAR TOTALS**

YEAR	GP	GS	MIN	AVG	FG	FGA	PCT	3FG	FGA	PCT	FT	FTA	PCT	OFF	DEF	TOT	AVG	PF	FO	A	AVG	TO	BLK	STL	PTS	AVG
2001-02	27	0	229	8.5	37	76	.487	11	36	.306	23	35	.657	11	30	41	1.5	21	1	12	0.4	15	1	9	108	4.0







**GARNER MEADS**  
 6-8 • 225 • sophomore • forward  
 Salt Lake City, Utah

**NOTING MEADS:** Averages 4.6 rebounds, third on the team ... Pulled down 4 rebounds while adding 4 points in 17 minutes against Utah ... Played 3 minutes off the bench vs. New Mexico after started against Air Force, scoring 6 points on 3-6 shooting in 27 minutes ... Recorded 3 points and 2 rebounds in 12 minutes at Wyoming ... Had 4 points and 4 rebounds in 18 minutes off the bench at CSU ... In his first start since Dec. 18, Meads recorded a career-high 11 rebounds against MSU-Billings ... Scored 5 points and grabbed 6 rebounds in 12 minutes vs. SDSU after missing the prior three games with a foot injury ... He missed two games earlier with an injured ankle ... After returning from the injured ankle, he had scored more than 4 points in a game only once (10 points at USC) in six outings before scoring 10 points at Weber State in his last action prior to his recent foot injury ... shared team-high honors with 6 rebounds at Weber State ... Had 10 rebounds and two

assists against Washington State ... also dished out a career-high two assists against Boise State, adding four points and three rebounds in 14 minutes ... Recorded a season-high 10 points with eight rebounds at USC ... Returned from injury at Utah State on Dec. 1, posting two blocked shots in 18 minutes ... Started the first two games but had to sit out the next two games after injuring his ankle against Stanford ... Averaged 5.5 points and team-best 7.0 rebounds over first two games.

**MORE ON MEADS:** Meads started 18 games, including 16 of the last 17 games, as a redshirt freshman in 2003-04 and showed promise of his abilities despite playing with injuries throughout much the year ... A heavily recruited McDonald's High School All-American, Meads entered his first year with BYU in 2000-01 after selecting the Cougars over Stanford and Utah, but suffered a punctured-lung injury the first week of practice and ended up deciding to red-shirt ... He left to serve a two-year LDS Church mission at the semester, splitting his redshirt season between the fall of 2000 and the winter of 2003 ... He is an outstanding student-athlete who will be looked to as a leader on and off the floor ... He can bang inside but also has a nice mid-range game and should be a key player for the Cougars as a sophomore ... Overall last year, he appeared in 29 of 30 games, averaging 4.2 points, averaging 4.2 rebounds while shooting .540 from the floor and .644 from the line in 16 minutes per game ... He shot 59 percent in league games, which would have rated second among MWC players but he hadn't taken the minimum three shots per game ... He had four double-figure scoring games and one double-digit rebounding outing ... He played a career-best 34 minutes vs. SDSU, scoring a personal-best 19 points on 7-of-11 shooting, including an aggressive one-handed slam through traffic in transition, and added 8 rebounds. ... He recorded a double-double with 13 points and a season-best 10 rebounds vs. Wyoming in Provo, going 6-for-9 from the floor in 26 minutes ... He played well in BYU's upset over nationally ranked and eventual Final Four participant Oklahoma State with 7 rebounds, including a key offensive rebound, and 6 points while playing 26 minutes.

**PERSONAL:** Born September 1981 in Salt Lake City ... parents are Garner and LeeAnn Meads ... has three sisters and two brothers ... enjoys playing the piano, cars, Sony PlayStation, swimming, water skiing and snow skiing ... was the student body historian at Brighton High his senior year and class vice president as a sophomore ... exercise science major with a business minor.

**Garner Meads – 2004-05 Game-by-Game**

Opponent	Date	GS	Min	TOTAL			3PTS			FT			REBOUNDS			PF	FO	A	TO	Blk	Stl	Pts	Avg		
				FG	FGA	Pct	3FG	FGA	Pct	FT	FTA	Pct	Off	Def	Tot									Avg	
vs North Carolina	11-22-04	*	22	1	6	.167	0	0	.000	0	0	.000	3	6	9	9.0	3	0	1	4	1	2	2	2.0	
vs Stanford	11-23-04	*	22	3	7	.429	0	0	.000	3	3	1.000	2	3	5	7.0	4	0	0	3	1	0	9	5.5	
vs Chaminade	11-24-04																								
CALIFORNIA	11-27-04																								
at Utah State	12/01/04	*	18	0	2	.000	0	0	.000	0	0	.000	1	1	2	5.3	3	0	0	3	2	0	0	3.7	
at USC	12/04/04	*	24	4	6	.667	0	0	.000	2	6	.333	5	3	8	6.0	3	0	1	1	0	1	10	5.3	
BOISE STATE UNIVERSITY	12/08/04	*	14	1	1	1.000	0	0	.000	2	2	1.000	0	3	3	5.4	4	0	2	1	0	0	4	5.0	
vs Washington State University	12/11/04	*	28	0	2	.000	0	0	.000	2	2	1.000	1	9	10	6.2	2	0	2	2	0	0	2	4.5	
UTAH STATE	12/18/04	*	23	2	5	.400	0	0	.000	0	0	.000	0	1	1	5.4	5	1	1	0	1	1	4	4.4	
NORTH CAROLINA STATE	12/21/04		15	1	3	.333	0	0	.000	2	2	1.000	1	0	1	4.9	2	0	0	0	0	1	4	4.4	
at Weber State	12-23-04		27	3	6	.500	0	1	.000	4	4	1.000	0	6	6	5.0	3	0	0	2	0	0	10	5.0	
SOUTHERN UTAH UNIVERSITY	12/28/04																								
SANTA CLARA	12/31/04																								
at Saint Mary's (CA)	01/04/05																								
SAN DIEGO STATE	01/08/05		12	2	3	.667	0	0	.000	1	2	.500	2	4	6	5.1	2	0	2	0	0	0	5	5.0	
MONTANA STATE-BILLINGS	01/11/05	*	21	3	7	.429	0	0	.000	1	2	.500	4	7	11	5.6	1	0	1	1	0	0	7	5.2	
at Colorado State	1-15-05		18	2	9	.222	0	0	.000	0	0	.000	2	2	4	5.5	2	0	0	0	0	1	4	5.1	
at Wyoming Cowboys	1-17-05		12	1	2	.500	0	0	.000	1	2	.500	0	2	2	5.2	2	0	0	2	0	1	3	4.9	
AIR FORCE	01/22/05	*	27	3	6	.500	0	0	.000	0	2	.000	0	1	1	4.9	1	0	0	1	0	0	6	5.0	
NEW MEXICO	01/24/05		3	0	0	.000	0	0	.000	0	0	.000	0	0	0	4.6	0	0	1	0	0	0	0	4.7	
UNIVERSITY OF UTAH	01/31/05		17	2	6	.333	0	0	.000	0	0	.000	3	1	4	4.6	1	0	0	1	1	0	4	4.6	
Totals			9	303	28	71	.394	0	1	.000	18	27	.667	24	49	73	4.6	38	1	9	23	6	7	74	4.6
Meads vs. UNLV (2 games, BYU record: 2-0)			2	21.5	2	4	.500	0	0	.000	1	2	.500	2	3	5	2.5	6	0	0	3	1	0	5	2.5


**CAREER HIGHS:**

POINTS: 19 vs. SDSU (2004)  
 FG MADE: 7 vs. SDSU (2004)  
 FG ATT: 11 vs. SDSU (2004)  
 FG%: .667 (6-9) vs. Wyoming (2004), at USC (2005)  
 3FG MADE: -  
 3FG ATT: 1 at Utah (2004), at Weber St. (2005)  
 3FG%: .000 (0-1) at Utah (2004)  
 FT MADE: 5 vs. Weber St., vs. SDSU (2004)  
 FT ATT: 6 vs. Weber St. (2004), at USC (2005)  
 FT %: 1.000 (5-5) vs. SDSU (2004)  
 REB: 11 vs. MSU-Billings (2005)  
 ASSISTS: 2 vs. Washington State, vs. Boise State (2005)  
 STEALS: 2 at Wyoming, vs. Utah (2004), vs. UNC (2005)  
 BLOCKS: 2 vs. Utah in Provo, vs. Utah at MWC (2004), at Utah State (2005)  
 MINUTES: 34 vs. SDSU (2004)

**MEADS PRIOR YEARS' STATS**

YEAR	GP	GS	MIN	AVG	FG	FGA	PCT	3FG	FGA	PCT	FT	FTA	PCT	OFF	DEF	TOT	AVG	PF	FO	A	AVG	TO	BLK	STL	PTS	AVG
2003-04	29	18	465	16.0	47	87	.540	0	1	.000	29	45	.644	35	48	83	2.9	73	2	9	0.3	28	12	11	123	4.2





**DEREK DAWES**  
6-11 • 275 • sophomore • center  
Salt Lake City, Utah

**NOTING DAWES:** Second on the team with 4.8 rebounds per game ... Posted 4 points and 2 rebounds in sixth start of the year against Utah ... Recorded first career double-double with 14 points and 10 rebounds in win over New Mexico ... Against the Lobos, he set career bests of 14 points, 6-of-7 (.857) shooting, and 4 blocks while tying career marks of 10 rebounds, 2 assists and 1 steal (made his steal after his only miss of the game to regain a Cougar possession) ... Grabbed one rebound and one block in 11 minutes vs. Air Force ... Scored a career-high 11 points at Wyoming off the bench ... Saw limited action the prior three games, not playing vs. MSU-Billings, due to a shoulder injury suffered at Saint Mary's ... Played 12 minutes at CSU with 2 rebounds and logged 8 minutes vs. SDSU with 3 rebounds ... Made fourth start at Saint Mary's, logging career-most 34 minutes ... He set personal bests of 4-for-6 shooting and tied his career-high 10 rebounds, while adding 9 points vs. the Gaels ... He fouled out vs. Santa Clara, playing 18 minutes with 5 points and 5 rebounds ... Was one rebound shy of a double-double against Southern Utah tying career-high 10 points with nine rebounds in 18 minutes, while

adding 2 blocks and 1 steal ... Took a career-most 11 FT attempts vs. SUU ... Made his second start of the season at Weber State, scoring 7 points while attempting a career-most 8 shots ... Scored 5 points with 3 rebounds in 18 minutes vs. NC State ... Despite having to play with a broken thumb, he made his first start of the season vs. Utah State with regular starter Jared Jensen ill with food poisoning (Dawes had 4 rebounds in 14 minutes) ... Played 25 minutes against Washington State, contributing 6 points and 7 rebounds ... Tied his season-high with 10 points, including a career-best 6-7 (.857) from the free-throw line, in 20 minutes at USC ... Had 4 points, career-best 3 blocks and 8 rebounds in 19 minutes vs California ... Seeing the first playing time since his freshman year in 2000-01, he achieved career-high totals of 10 points (vs. Chaminade) and 10 rebounds (vs. Stanford) during the Maui Invitational, averaging 5.0 ppg, 5.3 rpg during the three games coming off the bench.

**MORE ON DAWES:** Dawes was a redshirt in 2003-04 after returning from a two-year LDS Church mission in August ... One of the most sought-after centers in the West out of Cottonwood High School (Salt Lake City), where he averaged 19 points, 14 rebounds and 8 blocked shots per game his senior year ... He appeared in 23 of 33 games, with one start, as a freshman on BYU's 24-9 2001 MWC Championship team before leaving to serve a two-year mission ... He redshirted last year ... He is an active player who runs the floor well, is a good free-throw shooter and has range to the three-point arc ... He has good shot blocking ability ... He averaged 1.1 points and 2.0 rebounds in 6.7 minutes per game as a freshman ... shared team-high honors with a season-best 7 rebounds in season-opening win over Elon College, also adding a season-high 6 points on 3-5 shooting in 12 minutes ... Grabbed a rebound in 20 of 23 appearances despite some limited minutes.

**PERSONAL:** Born October 1981 in Salt Lake City ... parents are Larry and Susan Dawes ... has two younger siblings, Cassidy 21 and Kelsey 16 ... is an Eagle scout ... graduated from Cottonwood High School ... served two-year mission for the Church of Jesus Christ of Latter-day Saints in New Hampshire ... recruited by Ohio State, Arizona State, Florida and San Diego State ... pre-communications major:

**Derek Dawes – 2004-05 Game-by-Game**

Opponent	Date	GS	Min	TOTAL			3PTS			REBOUNDS											PF	FO	A	TO	BLK	STL	PTS	Avg
				FG	FGA	Pct	3FG	FGA	Pct	FT	FTA	Pct	Off	Def	Tot	Avg												
vs North Carolina	11-22/04	3	0	0	.000	0	0	.000	1	2	.500	0	0	0	0.0	0	0	1	0	0	0	1	0	1	10			
vs Stanford	11-23/04	16	2	4	.500	0	0	.000	0	0	.000	3	7	10	5.0	4	0	0	1	0	0	0	4	2.5				
vs Chaminade	11-24/04	19	4	7	.571	0	0	.000	2	2	1.000	0	6	6	5.3	1	0	1	2	1	1	1	10	5.0				
CALIFORNIA	11-27/04	19	2	7	.286	0	0	.000	0	0	.000	4	4	8	6.0	1	0	0	2	3	0	4	4	4.8				
at Utah State	12/01/04	10	0	0	.000	0	0	.000	0	2	.000	1	1	2	5.2	1	0	0	0	0	0	0	0	3.8				
at USC	12/04/04	20	2	4	.500	0	0	.000	6	7	.857	3	2	5	5.2	2	0	0	1	1	0	1	10	4.8				
BOISE STATE UNIVERSITY	12/08/04	14	1	3	.333	0	0	.000	0	1	.000	0	3	3	4.9	2	0	0	2	1	0	2	4	4.4				
vs Washington State University	12/11/04	25	1	1	1.000	0	0	.000	4	7	.571	3	4	7	5.1	1	0	1	1	2	0	6	4	4.6				
UTAH STATE	12/18/04	*	14	0	2	.000	0	0	.000	0	0	.000	0	4	5.0	3	0	0	2	1	0	0	0	4.1				
NORTH CAROLINA STATE	12/21/04	18	2	3	.667	0	0	.000	1	1	1.000	0	3	4	4.8	1	0	0	1	0	0	5	4.2					
at Weber State	12-23-04	*	23	3	8	.375	0	0	.000	1	1	1.000	0	2	2	4.5	3	0	1	0	1	0	7	4.5				
SOUTHERN UTAH UNIVERSITY	12/28/04	18	2	6	.333	0	0	.000	6	11	.545	3	6	9	4.9	0	0	1	2	2	1	10	4.9					
SANTA CLARA	12/31/04	*	18	1	1	1.000	0	0	.000	3	3	1.000	0	5	5	4.9	5	1	1	1	1	0	5	4.9				
at Saint Mary's (CA)	01/04/05	*	34	4	6	.667	0	0	.000	1	1	1.000	3	7	10	5.3	2	0	0	3	0	0	9	5.2				
SAN DIEGO STATE	01/08/05	8	0	2	.000	0	0	.000	0	0	.000	2	1	3	5.1	2	0	0	0	0	0	0	0	4.9				
MONTANA STATE-BILLINGS	01/11/05	DNP - Injury																										
at Colorado State	1-15-05	12	1	4	.250	0	0	.000	0	0	.000	2	0	2	4.9	4	0	0	4	0	0	2	4.7					
at Wyoming Cowboys	1-17-05	23	4	9	.444	0	0	.000	3	5	.600	3	0	3	4.8	0	0	0	1	2	0	11	5.1					
AIR FORCE	01/22/05	11	0	1	.000	0	0	.000	0	0	.000	0	1	1	4.6	0	0	0	0	1	0	0	4.8					
NEW MEXICO	01/24/05	*	32	6	7	.857	0	0	.000	2	2	1.000	4	6	10	4.9	4	0	2	1	4	1	14	5.3				
UNIVERSITY OF UTAH	01/31/05	*	17	2	3	.667	0	0	.000	0	0	.000	1	1	2	4.8	5	1	0	2	0	1	4	5.2				
Totals		6	354	37	78	.474	0	0	.000	30	45	.667	32	63	95	4.8	41	2	7	27	20	4	104	5.2				
Dawes vs. UNLV (2 games, BYU record: 1-1)		0	3.5	1	3	.333	0	0	.000	0	0	.000	1	0	1	0.5	1	0	0	0	0	0	2	1.0				

**CAREER HIGHS:**

**POINTS:** 14 vs. New Mexico (2005)  
**FG MADE:** 6 vs. New Mexico (2005)  
**FG ATT:** 9 at Wyoming (2005)  
**FG %:** .857 (6-7) vs. New Mexico (2005)  
**3FG Made:**  
**3FG ATT:** -  
**3FG %:** -  
**FT MADE:** 6 at USC, vs. Southern Utah (2005)  
**FT ATT:** 11 vs. SUU (2005)  
**FT %:** .857 (6-7) at USC (2005)  
**REB:** 10 vs. Stanford, at Saint Mary's, vs. New Mexico (2005)  
**ASSISTS:** 2 vs Wyoming (2001), vs. New Mexico (2005)  
**STEALS:** 1 vs San Diego St. (2001), vs. Chaminade, vs. SUU, vs. UNM (2005)  
**BLOCKS:** 4 vs. UNM (2005)  
**MINUTES:** 34 at Saint Mary's (2005)

**DAWES PRIOR YEARS' STATS**

YEAR	GP	GS	MIN	AVG	FG	FGA	PCT	3FG	FGA	PCT	FT	FTA	PCT	OFF	DEF	TOT	AVG	PF	FO	A	AVG	TO	BLK	STL	PTS	AVG
2000-01	23	1	155	6.7	8	22	.364	0	0	.000	10	15	.667	19	27	46	2.0	25	0	2	0.1	9	8	1	26	1.1





**JARED JENSEN**  
 6-9 • 250 • senior • forward/center  
 West Haven, Utah

**NOTING JENSEN:** Has made 40 of his last 63 field goal attempts (.635) and has made 29 of his last 32 free throws ... On the season he leads the team in both categories, shooting .568 from the floor and .852 from the line ... Fourth on the team averaging 8.9 points per game ... BYU is 5-1 this year when he takes at least 8 shots in a game ... Recorded five points and three rebounds in 17 minutes against Utah ... Did not play by coach's decision for the first time in his career vs. New Mexico (missed three games as a junior due to injury) ... Played limited minutes at Air Force, grabbing three rebounds and two points ... Had 4 points and 4 rebounds at Wyoming ... One point shy of a double-double at CSU while tying career-high 10 rebounds ... Led the team with 16 points against MSU-Billings and recorded 7 rebounds ... also grabbed 7 rebounds in two prior games vs. San Diego State and at Saint Mary's ... In the first 12 games of the season, he averaged 3.2 rebounds but over the last five games he is averaging 7.2 rebounds per game ... Scored career-high 23 points, going 7-of-9 from the floor and a career-best 9-for-9 (9 FTs also tied career-most) at the line, while tying a season-high 5 rebounds vs. Santa Clara ... Totaled 16 points at Weber State while setting new career marks in field goals made

(8) and attempted (11) – also tying his career-high with 3 assists ... Scored 14 points vs. NC State playing a career-high 35 minutes after scoring a combined 4 points in the previous two games ... Did not start against Utah State due to illness (food poisoning) but played 10 minutes going 2-2 from the floor ... Recorded 13 points, going 7-8 from the free throw line, while posting five rebounds against Boise State ... Scored 12 points in 34 minutes vs. Cal ... Averaged team-leading 11.7 points at the Maui Invitational ... Led all players at the Maui Invitational with a .864 shooting percentage, going 13-of-19 from the floor in three games.

**MORE ON JENSEN:** Jensen is an all-conference candidate who will play a much larger role as a senior with the departure of NBA lottery pick Rafael Araujo ... Jensen has played power forward much of the past two years with Araujo in the lineup but Jensen now has the opportunity to return to his more natural position at center ... He made 58 starts over his first three seasons ... Jensen earned All-MWC honorable mention in 2002-03 and MWC Co-Freshman of the Year honors in 2001-02 when he finished first in the Mountain West Conference with a team-leading 59.1 field goal percentage (sixth single-season best percentage in school history) ... A talented offensive player in the low-post, he can receive almost any entry pass with exceptionally soft hands ... He came to the Cougars as the most prized high school recruit from the state of Utah, earning the 2001 Deseret News Mr. Basketball Award, scoring 25.8 points and pulling down 13 rebounds per game at Fremont High School ... A smart player with a total understanding of the BYU's defensive scheme, he also finishes well when given the opportunity, shooting 58 percent from the floor over his first three seasons ... Last year Jensen appeared in 27 of 30 games, with 8 starts, and averaged 3.8 points and 2.1 rebounds while shooting .536 from the floor and .724 from the line in 12.1 minutes per game ... After missing three games – all BYU losses – due to a back sprain he suffered against Wyoming in Provo, Jensen returned and BYU went on a nine-game winning streak to finish the regular season with a second-place MWC placement ... The depth and defense he provided in the post was not always evident on a stat sheet but was demonstrated as BYU went 10-1 in MWC games with Jensen suited up and 0-3 without him ... He went 14-17 (.824) from the line in MWC games ... He missed the first game of his career at Air Force after playing in 78 straight games for BYU ... In part due to injury, he saw more limited playing time as a junior, logging more than 20 minutes in a game only three times after averaging 20 minutes or better his first two years.

**PERSONAL:** Born March 1983 in Ogden, Utah ... parents are Arnold and Ruth Jensen ... married Shaylee P. Jensen in April 2004 in the Logan Temple ... started as a young child playing basketball with his parents ... recruited by Stanford, Utah, Weber State ... construction management major.

**Jared Jensen – 2004-05 Game-by-Game**

Opponent	Date	GS	Min	FG	FGA	Pct	3FG	FGA	Pct	FT	FTA	Pct	Off	Def	Tot	Avg	PF	FO	A	TO	Blk	Stl	Pts	Avg	
vs North Carolina	11-22-04	*	26	3	4	.750	0	0	.000	2	3	.667	0	3	3	3.0	4	0	1	1	0	1	8	8.0	
vs Stanford	11-23-04	*	24	4	7	.571	0	0	.000	3	5	.600	1	1	2	2.5	2	0	0	2	0	1	11	9.5	
vs Chamaine	11-24-04	*	25	6	8	.750	0	0	.000	4	4	1.000	4	1	5	3.3	4	0	0	3	0	0	16	11.7	
CALIFORNIA	11/27/04	*	34	4	10	.400	0	0	.000	4	5	.800	2	0	2	3.0	4	0	2	0	0	1	12	11.8	
at Utah State	12/01/04	*	32	3	6	.500	0	0	.000	2	2	1.000	0	4	4	3.2	4	0	1	0	0	2	8	11.0	
at USC	12/04/04	*	16	1	3	.333	0	0	.000	1	1	1.000	2	3	5	3.5	0	0	0	3	0	0	3	9.7	
BOISE STATE UNIVERSITY	12/08/04	*	25	3	9	.333	0	0	.000	7	8	.875	2	3	5	3.7	1	0	1	0	0	2	13	10.1	
vs Washington State University	12/11/04	*	6	0	1	.000	0	0	.000	0	0	.000	0	0	0	3.3	0	0	0	1	0	1	0	8.9	
UTAH STATE	12/18/04	*	10	2	2	1.000	0	0	.000	0	1	.000	1	0	1	3.0	1	0	0	1	0	1	4	8.3	
NORTH CAROLINA STATE	12/21/04	*	35	4	6	.667	0	0	.000	6	6	1.000	1	2	3	3.0	3	0	0	3	0	0	14	8.9	
at Weber State	12-23-04	*	27	8	11	.727	0	0	.000	0	0	.000	2	3	5	3.2	4	0	3	0	0	0	16	9.5	
SOUTHERN UTAH UNIVERSITY	12/28/04	*	20	1	2	.500	0	0	.000	0	0	.000	0	3	3	3.2	3	0	0	2	0	0	2	8.9	
SANTA CLARA	12/31/04	*	34	7	9	.778	0	0	.000	9	9	1.000	3	2	5	3.3	4	0	1	3	0	0	23	10.0	
at Saint Mary's (CA)	01/04/05	*	25	1	3	.333	0	0	.000	0	0	.000	2	5	7	3.6	3	0	1	7	1	0	2	9.4	
SAN DIEGO STATE	01/08/05	*	31	3	4	.750	0	0	.000	4	4	1.000	4	3	7	3.8	1	0	0	1	0	1	10	9.5	
MONTANA STATE-BILLINGS	01/11/05	*	17	6	9	.667	0	0	.000	4	4	1.000	3	4	7	4.0	3	0	1	0	1	0	1	16	9.9
at Colorado State	1-15-05	*	31	3	5	.600	0	0	.000	3	4	.750	3	7	10	4.4	4	0	1	1	1	1	9	9.8	
at Wyoming Cowboys	1-17-05	*	26	2	7	.286	0	0	.000	0	0	.000	2	2	4	4.3	4	0	1	1	0	0	4	9.5	
AIR FORCE	01/22/05	*	11	1	2	.500	0	0	.000	0	0	.000	1	2	3	4.3	0	0	0	0	0	0	2	9.1	
NEW MEXICO UNIVERSITY OF UTAH	01/24/05	DNP	- coaches decision																						
UNIVERSITY OF UTAH	01/31/05		14	1	3	.333	0	0	.000	3	5	.600	2	1	3	4.2	1	0	0	0	0	1	5	8.9	
Totals			18	469	63	111	.568	0	0	.000	52	61	.852	35	49	84	4.2	50	0	11	29	4	12	178	8.9
Jensen vs. UNLV (6 games, BYU record 4-2)			4	19.2	20	34	.588	0	0	.000	11	15	.733	18	13	31	5.2	14	1	1	8	2	2	51	8.5

**CAREER HIGHS:**

- POINTS: 23 vs. Santa Clara (2005)
- FG MADE: 8 at Weber State (2005)
- FG ATT: 11 at Weber State(2005)
- FG%: 1.000 (6-6) vs. Rice
- 3FG MADE: -
- 3FG ATT: -
- 3FG%: -
- FT MADE: 9 vs. SDSU, vs. Santa Clara(2005)
- FT ATT: 12 vs. SDSU
- FT %: 1.000 (9-9) vs. Santa Clara (2005)
- REB: 10 (4 times) last at CSU (2005)
- ASSISTS: 3 at San Diego State, at Weber St (2005)
- STEALS: 2 (7 times) last vs. Boise State (2005)
- BLOCKS: 2 (four times)
- MINUTES: 35 vs. NC State (2005)

**JENSEN PRIOR YEARS' STATS**

YEAR	GP	GS	MIN	AVG	FG	FGA	PCT	3FG	FGA	PCT	FT	FTA	PCT	OFF	DEF	TOT	AVG	PF	FO	A	TO	BLK	STL	PTS	AVG	
2001-02	30	25	599	20.0	88	149	.591	0	0	.000	82	97	.845	50	56	106	3.5	73	3	6	0.2	27	13	18	258	8.6
2002-03	32	25	693	21.7	81	141	.574	0	0	.000	77	96	.802	39	66	105	3.3	99	6	14	0.4	32	9	8	239	7.5
2003-04	27	8	328	12.1	30	56	.536	0	0	.000	42	58	.724	20	38	58	2.1	58	1	5	0.2	24	8	2	102	3.8
<b>3-Year Totals</b>	<b>89</b>	<b>58</b>	<b>1620</b>	<b>18.2</b>	<b>199</b>	<b>346</b>	<b>.575</b>	<b>0</b>	<b>0</b>	<b>.000</b>	<b>201</b>	<b>251</b>	<b>.801</b>	<b>109</b>	<b>160</b>	<b>269</b>	<b>3.0</b>	<b>230</b>	<b>10</b>	<b>25</b>	<b>0.3</b>	<b>83</b>	<b>30</b>	<b>28</b>	<b>599</b>	<b>6.8</b>





**CHRIS MILES**  
6-11 • 235 • freshman • forward  
Provo, Utah

**NOTING MILES:** Played 8 minutes against Utah and 7 minutes vs. New Mexico after not playing against Air Force ... Earned his fourth career start at Wyoming, but played only 3 minutes ... Started and grabbed a career-best 7 rebounds, including a personal-high 5 offensive boards, to go along with 8 points in 19 minutes at CSU ... Assisting in holding CSU's leading scorer Matt Nelson to just 11 points ... Recorded 7 points, 3 rebounds, a block and a steal in 16 minutes vs. MSU-Billings ... With Derek Dawes slowed by injuries, Miles made his second start vs. San Diego State, playing a career-most 25 minutes ... Had 8 points and tied career-high 5 rebounds but suffered 4-for-12 shooting ... Had tough outing at Saint Mary's, going 0-5 from the floor with 2 rebounds in 15 minutes ... Had career marks against Santa Clara of 12 points, 4 FG, 4 FT, 4 FTA and tied career-bests of 3 assists and 3 blocks while adding 3 rebounds in 17 minutes ... Played 14 minutes vs. Southern Utah, dishing out career-best 3 assists ... Made his first start, playing 14 minutes with 2 rebounds vs.

NC State ... Logged career-best 22 minutes vs. Utah State while equaling a career-high 5 rebounds with a personal-best 3 blocks ... Recorded 2 blocks in 6 minutes against Boise State ... Contributed a career-high 4 points on 2-4 shooting in 8 minutes at USC, highlighted by taking a steal the length of the court for a slam dunk ... Played 18 minutes with 2 points, 1 rebound and 1 blocked shot vs. California ... Grabbed 5 rebounds in 7 minutes vs. North Carolina ... played only one minute vs. Chaminade, making both his free throw attempts to score his first points as a Cougar.

**MORE ON MILES:** Miles is Utah's two-time reigning 4A State MVP out of Timpview High School in Provo ... He was ranked as high as the No. 2 post player in the West ... He is an excellent shot-blocker and defender who runs the floor well ... He has worked hard during the summer and has the ability to be a significant contributor ... He averaged 14.9 points, 8.0 rebounds and 4.5 blocks for the Thunderbirds as a senior ... The repeat Deseret News 4A MVP finished his career at Timpview with nearly 300 blocks, second all-time in the Utah High School record book to former BYU and current NBA center Shawn Bradley.

**PERSONAL:** Miles is a native of Provo, Utah ...He was invited to the NBA Players Camp during the summer of 2003, where he was rated No. 47 among the nation's top high school players ... He was ranked as high as the No. 2 post player in the West ... Gonzaga, Utah State, Utah, Kansas, Oregon State, Connecticut, UCLA, Wyoming and Texas Tech also recruited Miles.

**Chris Miles – 2004-05 Game-by-Game**

Opponent	Date	GS	Min	TOTAL			3-PTS			REBOUNDS							Pts	Avg						
				FG	FGA	Pct	3FG	FGA	Pct	FT	FTA	Pct	Off	Def	Tot	Avg			PF	FO	A	TO	Blk	Stl
vs North Carolina	11-22-04	7	0	1	.000	0	0	.000	0	0	0	0	0	0	0	0	0	0	0	0	0	0	0	0
vs. Stanford	11-23-04	DNP - coach's decision																						
vs Chaminade	11-24-04	1	0	0	.000	0	0	.000	2	2	1.000	0	0	0	2.5	0	0	0	0	0	0	2	1.0	
CALIFORNIA	11-27-04	18	1	3	.333	0	0	.000	0	0	.000	0	1	1	2.0	0	0	0	1	1	0	2	1.3	
Utah State	12/01/04	2	0	0	.000	0	0	.000	0	0	.000	0	1	1	1.8	0	0	0	0	0	0	0	1.0	
at USC	12/04/04	8	2	4	.500	0	0	.000	0	0	.000	1	1	2	1.8	1	0	0	0	0	0	1	4	1.6
BOISE STATE UNIVERSITY	12/08/04	6	1	1	1.000	0	0	.000	0	0	.000	0	1	1	1.7	1	0	0	2	2	1	2	1.7	
vs Washington State University	12/11/04	9	1	1	1.000	0	0	.000	0	0	.000	1	1	2	1.7	1	0	1	1	0	0	2	1.7	
UTAH STATE	12/18/04	22	0	0	.000	0	0	.000	0	0	.000	2	3	5	2.1	3	0	0	0	3	0	0	1.5	
NORTH CAROLINA STATE	12/21/04	* 14	0	1	.000	0	0	.000	0	0	.000	0	2	2	2.1	2	0	0	2	1	0	0	1.3	
at Weber State	12-23-04	3	0	0	.000	0	0	.000	0	0	.000	0	0	0	1.9	2	0	0	0	0	0	0	1.2	
SOUTHERN UTAH UNIVERSITY	12/28/04	14	0	1	.000	0	0	.000	0	0	.000	0	1	1	1.8	2	0	3	0	0	0	0	1.1	
SANTA CLARA	12/31/04	17	4	7	.571	0	0	.000	4	4	1.000	2	1	3	1.9	4	0	3	0	3	0	12	2.0	
at Saint Mary's (CA)	01/04/05	15	0	5	.000	0	0	.000	0	0	.000	0	2	2	1.9	4	0	0	0	1	1	0	1.8	
SAN DIEGO STATE	01/08/05	* 25	4	12	.333	0	0	.000	0	0	.000	3	2	5	2.1	2	0	0	1	1	0	8	2.3	
MONTANA STATE-BILLINGS	01/11/05	16	3	10	.300	0	0	.000	1	2	.500	2	1	3	2.2	1	0	2	0	1	1	7	2.6	
at Colorado State	1-15-05	* 19	3	6	.500	0	0	.000	2	2	1.000	5	2	7	2.5	4	0	1	0	1	0	8	2.9	
at Wyoming Cowboys	1-17-05	* 3	0	2	.000	0	0	.000	0	0	.000	0	0	0	2.4	2	0	0	0	0	0	0	2.8	
AIR FORCE	1-22-05	DNP - coach's decision																						
NEW MEXICO	01/24/05	7	0	0	.000	0	0	.000	0	0	.000	0	1	1	2.3	1	0	0	2	0	0	0	2.6	
UNIVERSITY OF UTAH	01/31/05	8	0	2	.000	0	0	.000	0	0	.000	0	0	0	2.2	2	0	0	0	1	0	0	2.5	
Totals		4	214	19	56	.339	0	0	.000	9	10	.900	19	22	41	2.2	33	0	10	10	16	4	47	2.5

**CAREER HIGHS:**

**POINTS:** 12 vs. Santa Clara (2005)  
**FG MADE:** 4 vs. Santa Clara, vs. SDSU (2005)  
**FG ATT:** 12 vs. SDSU (2005)  
**FG %:** .571 (4-7) vs. Santa Clara (2005)  
**3FG MADE:** -  
**3FG ATT:** -  
**3FG %:** -  
**FT MADE:** 4 vs. Santa Clara (2005)  
**FT ATT:** 4 vs. Santa Clara (2005)  
**FT %:** 1.000 (4-4) vs. Santa Clara (2005)  
**REB:** 7 at CSU (2005)  
**ASSISTS:** 3 vs. Southern Utah, vs. Santa Clara (2005)  
**STEALS:** 1 (4 times) last vs. MSU-Billings (2005)  
**BLOCKS:** 3 vs. Utah State, vs. Santa Clara (2005)  
**MINUTES:** 25 vs. SDSU (2005)

**5 PLAYERS SCORE IN DOUBLE FIGURES**

12/28/04 vs. Southern Utah Ainge (14),  
Rose (14), Hall (12), Balderson (11), Dawes (10)

**6 PLAYERS SCORE IN DOUBLE FIGURES**

1/11/05 vs. MSU-Billings 110-70 W, Jensen 16, Hall 14,  
Rose 14, Ainge 10, Nashif 10, Young 10

**A PLAYER RECORD A DOUBLE-DOUBLE**

1/24/05 vs. New Mexico  
Derek Dawes, 14 points, 10 rebounds

**TWO PLAYERS RECORD A DOUBLE-DOUBLE**

1/23/99 vs. CS Northridge  
Mark Bigelow 23 points, 11 rebounds  
Nathan Cooper 15 points, 10 rebounds

**TWO DOUBLE-DIGIT REBOUNDS**

12/30/03 at Santa Clara [Cable Car Classic]  
Rafael Araujo-12, Jake Shoff-12

**SIX PLAYERS HAD 5 OR MORE REBOUNDS**

1/8/05 vs. San Diego State, Jensen-7, Hall-6, Rose-6,  
Meads-6, Ainge-6, Miles-5

**FIVE PLAYERS HAD 6 OR MORE REBOUNDS**

1/8/05 vs. San Diego State, Jensen-7, Hall-6, Rose-6,  
Meads-6, Ainge-6

**TWO PLAYERS FOULED OUT**

2/23/04 vs. Air Force  
Hall, Shoff

**THREE OR MORE PLAYERS FOULED OUT**

12/30/03 at Santa Clara [Cable Car Classic]  
Araujo, Jensen, Shoff

**A PLAYER EJECTED FROM THE GAME**

11/23/02 vs. Kansas State  
Travis Hansen (2 technical fouls)

**A BYU PLAYER RECEIVED A TECHNICAL FOUL**

1/31/05 vs. Utah - Chris Miles, Mike Hall

**A BYU COACH RECEIVED A TECHNICAL FOUL**

3/3/03 at UNM - Steve Cleveland

**AN OPPONENT COACH RECEIVED A TECHNICAL FOUL**

12/13/03 vs USC - USC coach Henry Bibby

**AN OPPONENT PLAYER RECEIVED A TECHNICAL FOUL**

1/31/05 vs. Utah - Bryant Markson

**AT LEAST TWO PLAYERS SCORED 20+ POINTS**

12/31/04 vs. Santa Clara  
Mike Rose-26, Jared Jensen-23

**THREE PLAYERS SCORED 20+ POINTS**

1/16/03 vs. UNLV Rafael Araujo-22  
Mark Bigelow-21; Travis Hansen-20

**FOUR PLAYERS SCORED 20+ POINTS**

1/13/79 vs. UNM D. Ainge-27; Scott Runia-25;  
Devin Durrant-20; Alan Taylor-20.

**TWO PLAYERS SCORED 25+ POINTS**

3/1/01 at New Mexico  
Terrell Lyday-26; Mekeli Wesley-25

**A PLAYER SCORED 30+ POINTS**

12/06/03 vs. Oklahoma State (at Delta Center)  
Rafael Araujo-32

**PLAYER ATTEMPTED 20 OR MORE FIELD GOALS**

3/20/03 21, Travis Hansen vs. Connecticut (8-21)

**A PLAYER WITH 5 STEALS**

2/9/04 vs. SDSU - Mike Hall

**A PLAYER HAD DOUBLE-DIGIT ASSISTS**

12/4/04 at USC  
Terry Nashif - 10

**A PLAYER MADE DOUBLE-DIGIT FREE THROWS**

2/7/04 vs. UNLV  
Mike Hall - 10-of-10

**A PLAYER 100% AT FT LINE (MIN. 8 ATTS)**

1/8/05 vs. SDSU - Mike Hall (8-8)

**A PLAYER 100% FROM FLOOR (MIN. 5 ATTS)**

1/02/03 vs. Pepperdine  
Jake Shoff (6-6)

**A PLAYER 100% ON TREYS (MIN. 3 ATTS)**

3/18/04 vs. Syracuse at NCAA - Mike Hall (3-3)

**DID NOT MAKE A TREY (261 STRAIGHT GAMES WITH 3)**

11/22/96 vs. CS Fullerton (0-9)

**LAST TIME OPPONENT DID NOT MAKE A TREY**

12/14/02 Utah State (0-5)

**BYU HAD SIX OR FEWER TURNOVERS**

3/10/00 vs. Utah, 6

**BYU COMMITTED 25-PLUS TURNOVERS**

1/4/05 at Saint Mary's, 72-51 L (25)

**BYU COMMITTED 11 OR LESS TEAM FOULS IN A GAME**

12/7/00 vs. Florida International, 11

**BYU SCORED 90 POINTS**

12/8/04 vs. Boise State 90-77 W

**BYU SCORED 100 POINTS**

1/11/05 vs. MSU-Billings 110-70 W

**BYU SCORED 110 POINTS**

1/11/05 vs. MSU-Billings 110-70 W

**BYU SCORED LESS THAN 50 POINTS IN A GAME**

1/22/05 vs. Air Force 49-52 L

**HELD OPPONENT TO LESS THAN 50 POINTS IN A GAME**

12/11/04 vs. Washington State 46-49 L

**BYU SCORED LESS THAN 40 POINTS IN A GAME**

2/3/97 @ New Mexico 32-74 L

**HELD OPPONENT TO LESS THAN 40 POINTS IN A GAME**

2/3/03 vs. Air Force 65-33 W

**SHOT 60% FG**

12/23/04 @ Weber State, (.604) won, 79-61

**OPPONENT SHOT 60% FG**

1/31/05 vs. Utah, 61.9 percent

**SHOT 70% FG IN A HALF**

12/31/04 vs. Santa Clara, (.727) 16-22

**DID NOT MISS A 2-POINT ATTEMPT IN A HALF**

2/23/04 vs. Air Force, 13-13 inside the arc, (14-17, .824 overall)

**SHOT 100% FT**

1/4/05 @ Saint Mary's 3-for-3

**SHOT 90% FT**

12/31/04 vs. Santa Clara 91.7 percent 33-for-36

**SHOT LESS THAN 50% FT**

1/22/05 vs. Air Force 37.5 percent (3-8)

**SHOT 60% THREE-POINTERS**

1/11/05 vs. MSU-Billings, 62.5 percent 10-for-16

**SHOT 70% THREE-POINTERS**

1/16/93 @ Air Force 73.3 percent 11-for-15

**OPPONENT SCORED LESS THAN 20 POINTS IN FIRST HALF**

1/8/05 SDSU, 19 (BYU led 28-19)

**SCORED LESS THAN 20 POINTS IN THE FIRST HALF**

11/22/04 vs. North Carolina, 18 (trailed 18-48)  
12/21/04 vs. NC State, 18 (trailed 18-40)

**SCORED LESS THAN 20 POINTS IN THE SECOND HALF**

1/15/00 vs. Utah, 19

**SCORED OVER 50 POINTS IN FIRST HALF**

1/11/05 vs. MSU-Billings, 57

**SCORED OVER 50 POINTS IN SECOND HALF**

1/11/05 vs. MSU-Billings, 53

**SCORED OVER 60 POINTS IN FIRST HALF**

2/25/93 vs. Sacramento St. 62

**SCORED OVER 60 POINTS IN SECOND HALF**

12/28/95 vs. Morgan St. 61

**ALLOWED OVER 50 POINTS IN A HALF**

12/23/03 at Utah State - 51 (first half)

**WON BY 50 POINTS**

2/25/93 vs. Sacramento State (50) 128-78 W

**WON BY 40 POINTS**

1/11/05 vs. MSU-Billings (40) 110-70 W

**WON BY 30 POINTS**

12/10/03 vs. Western Oregon (36) 92-56 W

**WON BY 25 POINTS**

12/28/04 vs. SUU (25) 77-52 W

**LOST BY 35-plus POINTS**

11/22/04 vs. North Carolina (36) 86-50 L

**LOST BY 25 POINTS**

1/7/04 @ NC State (27) 89-62 L

**PLAYED OVERTIME GAME**

2/9/04 vs. SDSU 83-69 W

**WON GAME IN SINGLE OVERTIME**

2/9/04 vs. SDSU 83-69 W

**LOST IN OVERTIME**

3/14/03 vs. CSU at MWC 80-86 L

**PLAYED A DOUBLE OT GAME**

3/5/88 vs. Utep 80-83 L 2OT

**PLAYED A TRIPLE OT GAME**

2/28/98 @ Utep 76-75 W 3OT

**WON 15 STRAIGHT GAMES**

1987-88 (17)

**WON 10 STRAIGHT GAMES**

1992-93 (13)

**WON 9 STRAIGHT GAMES**

2003-04

**WON 6 STRAIGHT GAMES**

2003-04 (twice)

**LOST 3 STRAIGHT GAMES**

2004-05 (three times)  
vs. California, @ Utah State, @ USC  
vs. Wash St., Utah State, NC State  
@Colorado State, @ Wyoming, vs. Air Force

**LOST 4 STRAIGHT GAMES**

1998-99 Fresno St., @ UTEP, @ UNM, Utah

**LOST 5 STRAIGHT**

1997-98 (9)

**LOST 10 STRAIGHT GAMES**

1996-97 (21) - school record

**WENT TO AN NCAA GAME**

3/18/04 vs. Syracuse 75-80 L

**WON AN NCAA GAME**

3/18/93 vs. SMU 80-71 W  
Then lost to Kansas 76-90 in second round

**WON TWO NCAA GAMES**

1980-81 Princeton 60-51, UCLA 78-55, Notre Dame 51-50  
Then lost to Virginia 60-74 L

**WON THREE NCAA GAMES**

Same as above

**WON FOUR NCAA GAMES**

Never

**PLAYED IN THE NIT**

2001-2002 Season

**WON AN NIT GAME**

3/14/02 vs. UC Irvine 78-55 W

**WON TWO NIT GAMES**

1999-00 Bowling Green 81-54, So. Illinois 82-57  
Then lost to Notre Dame in quarterfinals

**WON THREE NIT GAMES**

1965-66 NIT CHAMPIONS  
1950-51 NIT CHAMPIONS

**WON CONFERENCE TOURNEY**

2000-01

**WON CONFERENCE REGULAR SEASON**

2002-03 Tied with Utah

**WON CONFERENCE REGULAR SEASON OUTRIGHT**

1987-88

**APPEARED ON ESPN**

1/31/05 vs. Utah, 72-58 L

**APPEARED ON ESPN 2**

11/22/04 vs. North Carolina, 86-50 L

**APPEARED ON ESPN+PLUS**

1/15/05 @ Colorado State, 74-67 L

**APPEARED ON CBS**

3/15/03 vs. Syracuse 75-80 L

**APPEARED ON ABC**

1/22/05 vs. Air Force, 49-52 L

**WAS RANKED IN THE TOP-25 AP POLL**

March 8, 1993 - Ranked 25th

**FINISHED SEASON RANKED IN THE TOP-25 POLL**

1987-88 Season 19th (AP), 17th (UPI)

# 2004-05 Individual Game Box Scores

# 2004-05 BYU Men's Basketball

## BYU vs. No. 11 North Carolina – Game #1 (Maui)

11-23-04 4 p.m. at Lahaina Civic Center, Maui, Hawaii  
VISITORS: Brigham Young D-1

#	Player	totfg		3-pt		rebounds			pf	tp	a	to	blk	s	min		
		f	a	f	a	ft	of	de									
41	MEADS, Garner	f	1	6	0	0	0	3	2	1	4	1	2	22			
52	JENSEN, Jared	f	4	9	0	2	3	0	3	4	8	1	1	0	26		
01	HALL, Mike	g	2	15	2	8	2	1	3	4	10	4	1	1	25		
02	ROSE, Mike	g	2	7	1	5	0	0	1	1	0	5	1	0	15		
10	NASHIF, Terry	g	1	3	1	3	0	0	1	1	1	3	4	8	0	23	
03	YOUNG, Keena	g	3	8	0	2	3	5	5	10	1	9	0	0	1	23	
13	AINGE, Austin	g	2	3	2	3	0	0	1	1	1	6	1	4	0	18	
20	BURGESS, Sam	g	2	7	0	2	0	0	0	1	4	4	0	2	0	15	
34	BURGESS, David	g	0	1	0	0	0	0	0	0	2	0	0	0	0	15	
43	DAWES, Derek	g	0	0	0	0	0	0	0	0	1	0	1	0	0	3	
44	PLASTED, Trent	g	0	2	0	0	2	1	2	3	0	2	1	1	0	18	
54	MILES, Chris	g	0	1	0	0	0	0	3	2	5	1	0	1	0	7	
TEAM						2		3		5		1		7			
Totals.....		18 57		6 23		8 14		15 28		43 21		50 8		27 4		7 200	

TOTAL FG%	1st Half: 5:27 18.5%	2nd Half: 13:30 43.3%	Game: 31.6%	DEADB
3-Pt. FG%	1st Half: 3:13 23.1%	2nd Half: 3:10 30.0%	Game: 26.1%	REBOUNDS
F Throw %	1st Half: 5:8 62.5%	2nd Half: 3:6 50.0%	Game: 57.1%	2

HOME TEAM: North Carolina 1-1

#	Player	totfg		3-pt		rebounds			pf	tp	a	to	blk	s	min		
		f	a	f	a	ft	of	de									
21	Williams, Jawad	f	4	9	0	2	3	5	1	5	6	1	11	0	0	23	
42	May, Sean	c	7	11	0	4	6	3	5	8	2	18	0	3	0	23	
02	Felton, Raymond	g	2	10	2	7	0	0	2	2	3	6	7	2	0	26	
05	Manuel, Jackie	g	2	5	0	2	3	1	1	2	0	6	2	0	0	24	
32	McCart, Rashad	g	5	9	3	6	0	0	0	5	5	3	13	3	1	22	
01	Scott, Melvin	g	3	6	2	5	2	2	0	0	0	0	10	0	0	13	
03	Terry, Rayshawn	g	2	3	1	2	0	0	1	0	1	1	5	0	3	0	6
11	Thomas, Quentin	g	0	1	0	0	0	0	0	0	0	0	2	1	0	8	
15	Everett, Charlie	g	0	0	0	0	0	0	0	0	0	0	0	0	0	0	
22	Miller, West	g	0	2	0	0	0	0	0	0	0	0	1	0	0	6	
24	Williams, Marvin	g	1	4	0	0	6	3	3	6	3	8	1	2	0	30	
25	Grant, Damien	g	0	4	0	0	0	0	2	2	0	0	0	0	0	4	
34	Noel, David	g	3	4	0	0	1	1	2	5	7	4	7	3	0	27	
35	Hooker, C.J.	g	0	0	0	0	0	0	0	0	0	0	0	0	0	2	
41	Sanders, Byron	g	1	1	0	0	0	0	1	0	1	0	2	0	0	4	
TEAM						2		2		2		2		2			
Totals.....		30 69		8 26		18 23		14 28		42 17		86 19		12 1		15 200	

TOTAL FG%	1st Half: 17:36 47.2%	2nd Half: 13:33 39.4%	Game: 43.5%	DEADB
3-Pt. FG%	1st Half: 3:13 23.1%	2nd Half: 5:13 39.5%	Game: 30.8%	REBOUNDS
F Throw %	1st Half: 11:14 79.6%	2nd Half: 7:9 77.8%	Game: 78.3%	2

Officials: Bob Donato, Craig Peterson, J.D. Collins

Technical fouls: Brigham Young-None, North Carolina-None.

Attendance: 2500

Score by Periods	1st	2nd	Total
Brigham Young	18	32	50
North Carolina	48	38	86

Points in the paint-BY 16,NC 40. Points off turnovers-BY 6,NC 30.  
2nd chance points-BY 6,NC 17. Fast break points-BY 7,NC 19.  
Bench points-BY 22,NC 32. Score tied-1 time. Lead changes-0 times.

## BYU vs. Stanford – Game #2 (Maui Invitational)

11-23-04 11 a.m. at Lahaina Civic Center, Maui, Hawaii  
VISITORS: Brigham Young D-2

#	Player	totfg		3-pt		rebounds			pf	tp	a	to	blk	s	min		
		f	a	f	a	ft	of	de									
41	MEADS, Garner	f	3	7	0	0	3	2	3	5	4	9	0	3	1	22	
52	JENSEN, Jared	f	4	7	0	0	3	5	1	2	2	11	0	2	0	24	
01	HALL, Mike	g	2	8	1	3	2	2	4	6	3	7	2	1	0	33	
02	ROSE, Mike	g	2	5	2	2	4	0	2	0	8	0	3	0	0	25	
10	NASHIF, Terry	g	2	9	1	5	2	2	0	1	4	7	1	3	0	30	
03	YOUNG, Keena	g	2	4	0	0	2	3	1	3	4	0	6	0	1	22	
13	AINGE, Austin	g	0	1	0	0	0	0	0	0	0	1	0	0	0	12	
20	BURGESS, Sam	g	0	3	0	2	0	0	0	1	1	0	1	0	0	8	
43	DAWES, Derek	g	2	4	0	0	0	0	3	7	10	4	4	0	1	0	16
44	PLASTED, Trent	g	0	0	0	0	1	4	1	3	4	1	0	1	0	18	
TEAM						1		2		3		4		9			
Totals.....		17 48		4 16		15 23		11 27		38 20		53 4		19 1		3 200	

TOTAL FG%	1st Half: 9:26 34.6%	2nd Half: 8:22 36.4%	Game: 35.4%	DEADB
3-Pt. FG%	1st Half: 2:9 22.2%	2nd Half: 2:7 28.6%	Game: 25.0%	REBOUNDS
F Throw %	1st Half: 5:7 71.4%	2nd Half: 10:16 62.5%	Game: 65.2%	4.1

HOME TEAM: Stanford 2-1

#	Player	totfg		3-pt		rebounds			pf	tp	a	to	blk	s	min		
		f	a	f	a	ft	of	de									
20	Grunfeld, Dan	f	6	12	1	4	7	8	1	6	7	1	20	0	1	31	
52	Haryasz, Matt	f	3	10	0	0	0	2	6	8	4	6	1	1	3	1	24
42	Little, Rob	c	2	5	0	0	1	2	1	2	3	5	1	4	0	0	19
11	Hernandez, Chris	g	1	6	1	4	6	1	1	2	3	3	9	3	3	0	33
21	Robinson, Nick	g	4	8	0	1	0	4	4	8	3	8	2	2	0	33	
10	Morris, Jim	g	3	6	0	1	4	4	0	2	1	10	4	0	0	21	
31	Fingen, Taj	g	2	2	0	0	1	1	2	4	1	0	0	1	0	13	
32	Haas, Jason	g	0	1	0	0	0	0	0	0	0	0	0	0	0	14	
44	Washington, Fred	g	0	4	0	0	0	0	0	0	1	0	0	0	0	4	
55	Prowitz, Peter	g	0	1	0	0	0	0	1	1	2	2	0	1	0	9	
TEAM						1		2		3		4		9			
Totals.....		21 55		2 11		18 25		11 23		34 23		62 13		11 4		7 200	

TOTAL FG%	1st Half: 10:30 33.3%	2nd Half: 11:25 44.0%	Game: 38.2%	DEADB
3-Pt. FG%	1st Half: 1:6 16.7%	2nd Half: 1:5 20.0%	Game: 18.2%	REBOUNDS
F Throw %	1st Half: 7:9 77.8%	2nd Half: 11:16 68.8%	Game: 72.0%	2.1

Officials: Tony Greene, Steve Skiles, Brian Forte

Technical fouls: Brigham Young-None, Stanford-None.

Attendance: 2500

Score by Periods	1st	2nd	Total
Brigham Young	25	28	53
Stanford	28	34	62

Points in the paint-BY 20,STAN 34. Points off turnovers-BY 11,STAN 15.  
2nd chance points-BY 7,STAN 10. Fast break points-BY 3,STAN 8.  
Bench points-BY 11,STAN 14. Score tied-4 times. Lead changes-3 times.

## BYU vs. Chaminade – Game #3 (Maui Invitational)

11-24-04 2 p.m. at Lahaina Civic Center, Maui, Hawaii  
VISITORS: Brigham Young 1-2

#	Player	totfg		3-pt		rebounds			pf	tp	a	to	blk	s	min			
		f	a	f	a	ft	of	de										
03	YOUNG, Keena	f	7	12	0	0	0	3	3	6	2	14	0	0	2	33		
52	JENSEN, Jared	c	6	8	0	0	4	4	1	5	4	16	0	3	0	25		
01	HALL, Mike	g	5	12	2	5	2	2	3	3	6	0	14	5	1	0	38	
02	ROSE, Mike	g	2	5	1	3	0	0	0	0	0	5	3	1	0	14		
10	NASHIF, Terry	g	2	3	0	0	0	0	0	4	4	2	4	5	1	1	21	
05	REISMAN, Joshua	g	1	1	0	0	0	0	0	0	0	0	0	0	0	0	5	
12	REICHNER, Brook	g	0	0	0	0	0	0	0	0	0	0	0	0	0	0	1	
13	AINGE, Austin	g	1	3	0	1	0	0	0	4	4	3	2	3	0	0	14	
20	BURGESS, Sam	g	3	11	2	6	0	0	1	2	3	3	8	0	2	3	2	26
43	DAWES, Derek	g	4	7	0	0	2	2	0	6	6	1	10	1	2	1	19	
44	PLASTED, Trent	g	0	1	0	0	0	0	0	0	0	0	0	0	0	0	3	
54	MILES, Chris	g	0	0	0	0	2	3	0	0	0	0	2	0	0	0	7	
TEAM						1		2		3		4		9				

# 2004-05 Individual Game Box Scores

# 2004-05 BYU Men's Basketball

## BYU vs. Boise State – Game #7

12/08/04 7:05 p.m. at Provo, UT

VISITORS: Boise State University 4-3, 0-0 WAC

#	Player	totfg		3-pt		rebounds		pf	tp	a	to	blk	s	min			
		fg	fga	fga	fta	of	de								tot		
21	BLAKESBURN, Jer	f	4	14	0	4	1	2	6	3	9	4	3	0	35		
25	BANKS, Tazarray	f	7	14	0	1	2	0	4	2	5	0	0	0	19		
45	ELLIS, Jason	f	9	16	0	2	4	5	10	4	20	2	4	1	26		
05	KARL, Coby	g	4	11	2	0	1	1	2	4	10	7	2	2	33		
35	HARRIS, Franco	g	4	9	4	0	0	0	3	2	12	2	3	0	27		
04	ROBINSON, Seth	g	2	8	0	0	0	0	2	1	0	0	0	0	9		
11	THOMPSON, McNeal	g	6	14	4	3	3	2	0	2	19	1	0	0	17		
12	LLOYD, Kareem	g	1	3	0	0	0	0	5	2	2	1	2	0	15		
44	GANOUS, Kenney	g	0	1	0	0	0	0	1	2	2	0	0	0	9		
TEAM						1		2		7		14		3			
Totals.....		30		74		20		28		13		14		25		39	
TOTAL FG%		1st Half: 13-29		44%		2nd Half: 17-45		37%		Game: 40%		DEADB		BALL			
3-Pt. FG%		1st Half: 5-12		41%		2nd Half: 5-16		31%		Game: 35%		REBOUNDS					
F Throw %		1st Half: 0-2		0%		2nd Half: 7-11		63%		Game: 53%							

HOME TEAM: Brigham Young 2-5, 0-0 MWC

#	Player	totfg		3-pt		rebounds		pf	tp	a	to	blk	s	min			
		fg	fga	fga	fta	of	de								tot		
41	MEADS, Garner	f	1	1	0	0	2	2	0	3	3	4	4	2	1	0	14
52	JENSEN, Jared	c	3	9	0	0	7	8	2	3	5	1	13	1	0	0	25
01	HALL, Mike	g	0	2	0	0	1	2	0	0	1	0	1	0	0	38	
10	NASHIF, Terry	g	0	2	0	0	1	2	0	0	1	0	1	0	0	17	
23	BALDERSON, Jimmy	g	1	6	1	4	0	0	2	2	0	3	1	0	0	0	18
02	ROSE, Mike	g	6	9	6	9	3	2	3	3	1	19	1	3	0	0	23
03	YOUNG, Keena	g	4	6	0	0	0	4	3	5	8	2	11	0	2	1	20
13	AINGE, Austin	g	4	8	2	4	6	0	5	3	14	5	3	0	1	25	
43	DAWES, Derek	g	1	3	0	0	0	1	0	3	2	2	0	2	1	0	14
54	MILES, Chris	g	1	1	0	0	0	0	1	1	2	0	2	2	1	6	
TEAM						1		2		3		1		2		6	
Totals.....		28		57		11		23		31		8		35		43	
TOTAL FG%		1st Half: 13-29		44%		2nd Half: 15-28		53%		Game: 49%		DEADB		BALL			
3-Pt. FG%		1st Half: 7-12		58%		2nd Half: 4-9		44%		Game: 52%		REBOUNDS					
F Throw %		1st Half: 6-8		75%		2nd Half: 4-7		57%		Game: 74%							

Officials: Scott Thornley, Mark Whitehead, Eddie Jackson  
 Technical fouls: Boise State University-None; Brigham Young-None.  
 Attendance: 8619  
 Score by Periods  
 Boise State University 31 46 77  
 Brigham Young 39 51 90

Points in the paint-BOISE 18, BY 27. Points off turnovers-BOISE 15, BY 19.  
 2nd chance points-BOISE 16, BY 17. Fast break points-BOISE 4, BY 12.  
 Bench points-BOISE 21, BY 48. Score tied-4 times. Lead changes-4 times.

## BYU vs. Washington St. (Delta Crest) – Game #8

12/11/04 4:00 PM at Delta Crest, Salt Lake City, UT

VISITORS: Washington State University 4-3, 0-0 Pac-10

#	Player	totfg		3-pt		rebounds		pf	tp	a	to	blk	s	min			
		fg	fga	fga	fta	of	de								tot		
34	COMBELL, Robbie	f	2	1	1	0	0	2	2	4	3	0	0	2	12		
45	WHEM, Jeff	f	2	8	0	1	4	6	3	11	1	8	3	5	0	32	
14	HENRY, Chris	c	1	4	0	0	0	0	0	0	0	0	0	0	15		
02	LOW, Derrick	g	0	2	0	0	0	0	1	1	0	0	2	0	15		
11	KELATI, Thomas	g	5	9	3	6	2	3	2	5	7	1	15	3	0	34	
01	AKONGIN, Josh	g	3	8	3	4	0	0	0	1	1	0	9	0	1	14	
05	SCHLATTER, Chris	g	1	3	0	1	0	0	0	4	2	2	3	1	0	26	
12	GREEN, Randy	g	2	4	2	4	0	0	0	0	6	0	1	0	2	14	
22	GILL, Shami	g	0	5	0	0	1	2	3	5	2	1	0	2	0	22	
24	WEAVER, Kyle	g	0	0	0	0	0	0	0	0	0	0	1	0	0	2	
25	SIMMONS, Isaiah	g	1	2	1	1	0	0	0	0	0	0	3	0	0	7	
32	HARMELING, Daven	g	0	2	0	1	0	0	0	1	1	0	1	0	0	7	
TEAM						2		4		4		1		7			
Totals.....		16		49		19		7		11		10		26		36	
TOTAL FG%		1st Half: 7-22		31.8%		2nd Half: 9-27		33.3%		Game: 32.7%		DEADB		BALL			
3-Pt. FG%		1st Half: 3-7		42.9%		2nd Half: 2-12		16.7%		Game: 52.6%		REBOUNDS					
F Throw %		1st Half: 1-3		33.3%		2nd Half: 6-8		75.0%		Game: 63.6%							

HOME TEAM: Brigham Young 2-6, 0-0 MWC

#	Player	totfg		3-pt		rebounds		pf	tp	a	to	blk	s	min			
		fg	fga	fga	fta	of	de								tot		
23	BALDERSON, Jimmy	f	0	4	0	3	0	0	0	0	0	0	0	0	15		
41	MEADS, Garner	f	0	2	0	0	2	1	9	10	2	2	2	0	0	28	
52	JENSEN, Jared	c	0	1	0	0	0	0	0	0	0	0	0	1	6		
01	HALL, Mike	g	1	10	1	6	0	0	0	1	1	4	3	2	0	36	
10	NASHIF, Terry	g	0	1	0	0	0	0	0	0	1	0	0	0	0	6	
02	ROSE, Mike	g	6	13	3	9	0	0	0	2	3	15	1	2	0	35	
03	YOUNG, Keena	g	1	3	0	0	0	0	0	3	3	2	0	0	1	15	
13	AINGE, Austin	g	7	12	2	6	0	0	0	2	2	1	16	4	1	0	31
20	BURGESS, Sam	g	0	0	0	0	0	0	0	0	1	0	0	1	0	4	
43	DAWES, Derek	g	1	1	0	0	4	7	3	4	7	1	6	1	1	0	25
54	MILES, Chris	g	1	1	0	0	0	0	1	1	2	1	1	0	0	9	
TEAM						3		4		4		1		7			
Totals.....		17		48		6		25		6		25		31		46	
TOTAL FG%		1st Half: 10-26		38.5%		2nd Half: 7-22		31.8%		Game: 35.4%		DEADB		BALL			
3-Pt. FG%		1st Half: 4-14		28.6%		2nd Half: 2-11		18.2%		Game: 24.0%		REBOUNDS					
F Throw %		1st Half: 1-2		50.0%		2nd Half: 5-7		71.4%		Game: 66.7%							

Officials: Jim Danner, Tim Gabutero, Bill Gracey  
 Technical fouls: Washington State University-None; Brigham Young-None.  
 Attendance: 10293  
 Score by Periods  
 Washington State University 18 31 49  
 Brigham Young 25 21 46

Points in the paint-WASHST 6, BY 18. Points off turnovers-WASHST 4, BY 13.  
 2nd chance points-WASHST 6, BY 1. Fast break points-WASHST 0, BY 6.  
 Bench points-WASHST 21, BY 41. Score tied-3 times. Lead changes-4 times.

## BYU vs. Utah State – Game #9

12/18/04 7:05 at Marriott Center, Provo, Utah

VISITORS: Utah State 7-2

#	Player	totfg		3-pt		rebounds		pf	tp	a	to	blk	s	min			
		fg	fga	fga	fta	of	de								tot		
04	HARRIS, Nate	f	7	8	0	0	2	4	0	6	1	16	1	2	1	36	
25	NEIL, John	f	1	3	0	0	0	0	1	2	3	1	2	0	0	15	
32	NELSON, Spencer	c	9	13	1	2	7	6	5	11	3	26	7	6	0	18	
02	PAK, David	g	3	7	2	3	0	1	0	2	2	4	8	3	2	0	26
20	CARROLL, Jaycee	g	7	14	4	7	3	4	0	5	5	2	1	4	1	0	32
01	CRANE, Marques	g	2	3	1	1	0	0	2	2	4	2	5	1	0	0	13
03	MATHEUS, Cass	g	0	4	0	0	0	0	0	1	2	1	0	0	0	0	12
05	COX, Robert	g	0	1	0	0	0	0	0	0	0	0	0	0	0	0	1
21	BROWN, Calvin	g	0	1	0	0	0	0	0	1	2	0	0	0	0	0	17
23	HUBER, Chris	g	1	2	1	2	0	0	0	0	0	2	3	2	1	0	13
30	WILLIAMS, Jason	g	0	2	0	2	2	4	3	5	0	2	0	1	1	1	13
31	MCVEY, Ian	g	0	1	0	0	1	2	1	0	1	0	1	0	1	0	4
TEAM						5		6		1		1		6			
Totals.....		30		59		9		18		24		18		28		46	
TOTAL FG%		1st Half: 14-29		48.3%		2nd Half: 16-30		53.3%		Game: 50.8%		DEADB		BALL			
3-Pt. FG%		1st Half: 5-10		50.0%		2nd Half: 4-13		30.8%		Game: 30.8%		REBOUNDS					
F Throw %		1st Half: 8-9		88.9%		2nd Half: 7-8		87.5%		Game: 62.5%							

HOME TEAM: Brigham Young 2-7

# 2004-05 Individual Game Box Scores

# 2004-05 BYU Men's Basketball

## BYU vs. Santa Clara – Game #13

12/31/04 1:05 PM at Provo, UT  
VISITORS: Santa Clara 7-8

#	Player	totfg		3pt		rebounds			pf	tp	a	blk	s	min			
		fg	fga	fga	fga	fta	fta	of							de	tot	
05	ANGLEY, Brody	* 4	9	3	5	0	0	2	2	3	4	3	11	3	3	0	28
15	DONSON, Sean	* 2	0	0	0	2	2	1	2	3	3	2	1	1	0	0	10
30	PERKINS, Daron	* 8	17	3	7	6	8	5	10	4	25	4	0	0	3	34	
40	ROHDE, Ethan	* 3	8	3	8	0	0	1	2	2	9	4	0	0	0	27	
41	NIESEN, Travis	* 3	7	0	0	1	2	3	5	5	6	0	2	0	0	19	
11	BAILEY, Kyle	5	10	3	5	1	2	0	1	2	14	2	0	0	0	22	
12	DOUGHERTY, Scott	0	1	0	0	0	0	0	0	3	0	1	0	0	0	10	
14	NEUBURGER, Graham	0	0	0	0	0	0	0	0	0	0	0	0	0	0	1	
21	HENKE, Mitch	0	0	0	0	0	0	0	0	1	0	0	0	0	0	3	
31	BORCHART, Scott	0	3	0	0	0	1	2	3	2	0	0	0	0	0	9	
34	PARHAM, Tristan	2	6	0	0	0	1	0	1	5	4	1	3	1	0	22	
43	LEGGE, Jordan	1	1	0	0	1	2	0	2	2	3	2	1	0	0	22	
TEAM						4		15									
Totals.....		26 64		12 26		10 16			19 18			37		31 74		16 17 1 5 200	

TOTAL FG%	1st Half: 10:30 33.3%	2nd Half: 16:34 47.1%	Game: 40.6%	DEADBALL
3-Pt. FG%	1st Half: 4:10 40.0%	2nd Half: 8:16 50.0%	Game: 46.2%	REBOUNDS
F Throw %	1st Half: 4:7 57.1%	2nd Half: 6:9 66.7%	Game: 62.5%	0

HOME TEAM: Brigham Young 5-8

#	Player	totfg		3pt		rebounds			pf	tp	a	blk	s	min			
		fg	fga	fga	fga	fta	fta	of							de	tot	
03	YOUNG, Keena	f 0	0	0	0	2	2	0	3	3	1	2	0	1	0	14	
52	JENSEN, Jared	f 7	9	0	0	9	9	3	2	5	4	23	1	3	0	34	
43	DAWES, Derek	c 1	1	0	0	3	3	0	5	5	5	1	1	1	0	18	
01	HALL, Mike	g 3	7	1	3	3	3	0	1	1	4	10	2	3	1	27	
13	AINGE, Austin	g 2	8	1	5	4	4	0	7	7	1	9	7	5	0	27	
02	ROSE, Mike	g 7	10	4	7	8	11	0	3	3	0	26	5	0	0	33	
10	NASHIF, Terry	0	1	0	0	0	0	0	0	0	0	0	0	0	0	2	
20	BURGESS, Sam	0	0	0	0	0	0	0	0	0	1	0	0	0	0	2	
23	BALDERSON, Jimmy	0	3	0	0	0	0	0	1	1	0	0	0	0	0	6	
54	MILES, Chris	4	7	0	0	4	4	2	2	3	4	12	3	0	0	17	
TEAM						2		2									
Totals.....		24 46		17 33		36 5			25 30			20 67		19 13 5 4 200			

TOTAL FG%	1st Half: 8:24 33.3%	2nd Half: 16:22 72.7%	Game: 52.2%	DEADBALL
3-Pt. FG%	1st Half: 2:9 22.2%	2nd Half: 4:8 50.0%	Game: 35.3%	REBOUNDS
F Throw %	1st Half: 10:13 76.9%	2nd Half: 23:23 100%	Game: 91.7%	2

Officials: Jim Danner, Shawn Lehigh, Larry Spaulding

Technical fouls: Santa Clara-None, Brigham Young-None.

Attendance: 9534

Score by Periods	1st	2nd	Total
Santa Clara	28	46	74
Brigham Young	28	59	87

Points in the paint-STCL 26, BY 28. Points off turnovers-STCL 18, BY 18.  
2nd chance points-STCL 19, BY 6. Fast break points-STCL 2, BY 8.  
Bench points-STCL 21, BY 38. Score tied 6 times. Lead changes-10 times.

## BYU @ Saint Mary's – Game #14

01/04/05 7:36 PM at Moraga, CA (McKean Pavilion)  
VISITORS: Brigham Young 5-9

#	Player	totfg		3pt		rebounds			pf	tp	a	blk	s	min			
		fg	fga	fga	fga	fta	fta	of							de	tot	
01	HALL, Mike	* 5	10	2	4	0	0	2	2	2	12	1	1	0	35		
03	YOUNG, Keena	* 3	5	0	0	0	0	2	2	4	2	6	1	1	1	24	
13	AINGE, Austin	* 7	10	2	0	0	1	1	4	6	2	6	0	2	19		
43	DAWES, Derek	* 4	6	0	0	1	1	3	7	0	9	0	0	0	34		
52	JENSEN, Jared	* 1	3	0	0	0	0	2	5	7	3	2	1	7	0	25	
02	ROSE, Mike	2	5	2	3	0	0	3	3	1	6	2	3	0	16		
10	NASHIF, Terry	2	6	1	3	0	0	1	1	0	5	0	2	0	17		
12	REICHNER, Brock	0	0	0	0	0	0	0	0	0	0	0	0	0	2		
20	BURGESS, Sam	0	2	0	0	0	0	0	0	0	0	1	1	0	6		
23	BALDERSON, Jimmy	1	2	1	2	0	0	0	0	1	5	0	0	0	7		
54	MILES, Chris	0	5	0	0	0	0	0	2	2	4	0	0	0	17		
TEAM						2		2									
Totals.....		21 51		6 13		3 3			25 32			19 51		8 25 3 4 200			

TOTAL FG%	1st Half: 12:26 46.2%	2nd Half: 8:25 36.0%	Game: 41.2%	DEADBALL
3-Pt. FG%	1st Half: 3:6 50.0%	2nd Half: 3:7 42.9%	Game: 46.2%	REBOUNDS
F Throw %	1st Half: 1:1 100%	2nd Half: 2:2 100%	Game: 100%	0

HOME TEAM: Saint Mary's (CA) 12-4

#	Player	totfg		3pt		rebounds			pf	tp	a	blk	s	min			
		fg	fga	fga	fga	fta	fta	of							de	tot	
02	WOLAND, E.J.	* 2	7	1	2	1	3	0	2	2	1	6	7	3	0	29	
11	MARONEY, Paul	* 7	17	4	4	5	3	2	5	1	19	0	3	0	33		
14	KICKERT, Daniel	* 9	15	7	0	0	3	3	6	2	23	2	0	0	29		
21	WALBERG, Jason	* 0	3	0	3	2	2	0	2	1	2	4	2	1	19		
32	SANDERS, Jonathan	* 4	6	0	0	1	1	5	6	2	8	0	0	0	26		
00	BOND, Erik	0	1	0	0	0	0	0	0	0	0	0	0	0	1		
03	DaSILVA, Rafael	0	0	0	0	0	0	0	0	0	2	1	0	0	4		
05	RHALIMI, Reda	1	1	0	0	0	0	0	0	0	2	0	0	0	1		
10	WADDY, Daniel	0	0	0	0	0	0	0	0	0	1	0	0	0	2		
23	COLLINS, Brett	2	6	0	1	0	1	1	2	4	0	1	1	0	15		
24	GOLDBER, Todd	0	0	0	0	0	0	0	0	0	0	0	0	0	2		
33	SHOUBERT, Blake	0	0	0	0	0	0	2	2	1	0	0	0	0	7		
50	AQUIMANNOLI, Frederic	3	7	0	1	2	3	5	10	2	8	3	2	0	22		
TEAM						3		4									
Totals.....		28 63		7 18		9 17			25 38			13 72		18 16 2 12 200			

TOTAL FG%	1st Half: 11:30 36.7%	2nd Half: 17:33 51.5%	Game: 44.4%	DEADBALL
3-Pt. FG%	1st Half: 3:8 37.5%	2nd Half: 4:10 40.0%	Game: 38.9%	REBOUNDS
F Throw %	1st Half: 6:11 54.5%	2nd Half: 3:6 50.0%	Game: 52.9%	3

Officials: Mark Reischling, Tim Gabuterio, Bruce Hicks

Technical fouls: Brigham Young-MILES, Chris; Saint Mary's (CA)-None.

Attendance: 2643

Score by Periods	1st	2nd	Total
Brigham Young	28	23	51
Saint Mary's (CA)	31	41	72

Points in the paint-BY 14, SMC 36. Points off turnovers-BY 16, SMC 35.  
2nd chance points-BY 4, SMC 15. Fast break points-BY 0, SMC 12.  
Bench points-BY 16, SMC 14. Score tied 9 times. Lead changes-9 times.

## BYU vs. San Diego State – Game #15

01/08/05 7:05 pm at Marmont Center, Provo, UT  
VISITORS: San Diego State 7-7, 1-0

#	Player	totfg		3pt		rebounds			pf	tp	a	blk	s	min			
		fg	fga	fga	fga	fta	fta	of							de	tot	
01	SHAW, Trinaime	f 2	6	0	0	0	0	3	0	3	0	3	0	0	12		
42	SLAUGHTER, Marcus	f 6	17	1	5	4	6	1	5	6	3	17	2	0	1	34	
50	CAMARA, Mohamed	c 0	1	0	0	0	0	1	2	2	0	0	0	1	1	15	
01	HEATH, Brandon	g 5	16	0	3	1	3	0	2	2	0	11	2	5	0	32	
11	SMITH, Tyler	g 0	0	0	0	0	0	0	2	2	0	1	0	0	0	10	
00	JOHNSON, Tommy	0	1	0	0	0	0	0	1	1	0	1	0	0	0	20	
03	WALTON, Chris	6	8	2	0	0	0	3	6	1	12	1	1	0	30		
15	SHARPER, John	4	4	1	2	0	0	0	0	0	5	1	1	0	18		
21	THOMAS, Matt	0	3	0	0	1	2	0	0	0	1	1	0	0	1	21	
33	MANKER, Chris	4	6	0	2	1	1	5	6	4	9	3	1	0	8		
TEAM						2		3		5							
Totals.....		25 62		2 14		7 12			11 22			33		16 59		17 12 2 8 200	

TOTAL FG%	1st Half: 7:31 22.6%	2nd Half: 18:31 58.1%	Game: 40.3%	DEADBALL
3-Pt. FG%	1st Half: 9:11 11.1%	2nd Half: 1:5 20.0%	Game: 14.3%	REBOUNDS
F Throw %	1st Half: 4:6 66.7%	2nd Half: 3:6 50.0%	Game: 58.3%	1

HOME TEAM: Brigham Young 5-10, 0-1

#	Player</
---	----------



**BYU vs. Air Force – Game #19**

01/22/05 11:01 at Marriott Center, Provo, UT  
VISITORS: Air Force 12-6, 3-0

##	Player	tot-fg		3-pt		rebounds			pf	tp	a	to	blk	s	min		
		fg	fga	fg	fga	ft	fta	of								de	tot
21	BURTSCHI, Jacob	f	2	3	1	3	0	0	6	2	5	2	2	0	1	30	
45	WELCH, Nick	c	6	12	4	5	0	0	4	4	2	16	1	1	0	38	
05	McDRAW, Matt	g	5	7	2	3	2	2	2	2	0	14	3	0	0	37	
11	KELLER, Tim	g	2	4	0	1	0	0	2	2	1	4	6	0	0	38	
15	HOOD, Antoine	g	5	10	0	1	0	0	2	2	4	10	1	3	0	31	
12	ANDERSON, Tim	0	1	0	0	1	0	0	0	0	0	0	0	0	1	0	
34	NWAELELE, Dan	1	4	0	2	0	0	0	1	1	2	2	0	1	0	11	
35	HOLLIM, Marc	0	0	0	0	1	2	1	1	2	2	1	0	0	0	6	
42	BUCHANAN, Caleb	0	0	0	0	0	0	0	0	0	0	0	1	0	0	6	
TEAM																	
Totals.....		21	43	7	16	3	4	2	19	21	13	52	13	8	1	12	200
TOTAL FG%	1st Half: 12-24 50.0%	2nd Half: 9-19 47.4%		Game: 48.8%		DEADBALL											
3-Pt. FG%	1st Half: 4-10 40.0%	2nd Half: 3-6 50.0%		Game: 43.8%		REBOUNDS											
F Throw %	1st Half: 1-2 50.0%	2nd Half: 2-2 100%		Game: 75.0%		0											

HOME TEAM: Brigham Young 6-13, 0-4

##	Player	tot-fg		3-pt		rebounds			pf	tp	a	to	blk	s	min		
		fg	fga	fg	fga	ft	fta	of								de	tot
01	HALL, Mike	f	5	10	3	6	0	0	0	3	3	4	13	2	3	3	38
41	MEADS, Garner	f	3	6	0	0	0	0	2	1	1	6	0	1	0	0	27
52	JENSEN, Jared	c	1	2	0	0	0	1	2	3	0	2	0	0	0	0	11
13	AINGE, Austin	g	1	5	1	4	2	2	4	6	1	5	6	5	0	0	29
23	BALDERSON, Jimmy	g	2	5	1	1	0	0	2	2	1	5	2	1	0	0	29
02	ROSE, Mike	1	4	1	4	1	2	0	0	0	3	4	1	2	0	1	20
03	YOUNG, Keena	7	9	0	0	2	4	7	11	1	14	0	2	0	0	32	
20	BURGESS, Sam	0	0	0	0	0	0	0	0	0	0	0	0	0	0	3	
43	DAVES, Derek	0	1	0	0	0	0	0	1	1	0	0	0	0	0	11	
TEAM																	
Totals.....		20	42	6	15	3	8	7	21	28	12	49	11	15	4	2	200
TOTAL FG%	1st Half: 11-24 45.8%	2nd Half: 9-18 50.0%		Game: 47.6%		DEADBALL											
3-Pt. FG%	1st Half: 4-9 44.4%	2nd Half: 2-6 33.3%		Game: 40.0%		REBOUNDS											
F Throw %	1st Half: 3-5 60.0%	2nd Half: 0-3 0.0%		Game: 37.5%		1											

Officials: Scott Thornley, Bill Gracey, Kelly Self

Technical fouls: Air Force-BURTSCHI, Jacob. Brigham Young-None.

Attendance: 10041

Score by Periods	1st	2nd	Total
Air Force	29	23	52
Brigham Young	29	20	49

Points in the paint-AF 28, BY 22. Points off turnovers-AF 14, BY 10.  
2nd chance points-AF 1, BY 6. Fast break points-AF 6, BY 2.  
Bench points-AF 3, BY 18. Score tied 8 times. Lead changes-12 times.

**BYU vs. New Mexico – Game #20**

01/24/05 8:07 PM at Marriott Center, Provo, UT  
VISITORS: New Mexico 14-5, 1-3

##	Player	tot-fg		3-pt		rebounds			pf	tp	a	to	blk	s	min		
		fg	fga	fg	fga	ft	fta	of								de	tot
13	CHITTI, David	f	2	3	0	0	0	2	1	3	4	0	4	1	1	0	11
21	NEALE, Alfred	f	5	15	1	5	1	1	3	3	6	3	12	0	1	0	33
02	DEVRIES, Troy	g	2	5	2	4	0	1	3	3	2	6	0	2	0	0	30
03	COLLINS, Kris	g	2	5	0	1	3	6	1	3	4	1	7	4	3	0	33
05	WALTERS, Mark	g	3	12	1	2	2	2	0	2	4	9	0	0	0	2	32
00	OSBY, Bambale	0	1	0	0	0	0	0	0	1	1	1	0	0	0	0	8
20	WALL, Ryan	1	1	0	0	0	0	0	1	1	2	2	0	0	0	1	9
22	HART, Jeff	0	0	0	0	0	0	0	0	0	0	0	0	0	0	0	1
24	PRENTICE, Darren	1	2	1	1	0	0	0	0	0	1	3	0	0	0	0	5
25	HARDEN, Blake	0	0	0	0	1	2	0	2	0	1	1	2	0	0	0	10
32	DANRIDGE, Tony	1	5	0	0	0	2	3	5	1	2	0	0	0	0	0	15
35	PHALLER, Sean	1	6	0	2	5	2	1	3	0	7	1	0	0	0	0	13
TEAM																	
Totals.....		18	55	5	15	12	18	10	24	34	15	53	9	11	1	4	200
TOTAL FG%	1st Half: 10-29 34.5%	2nd Half: 8-26 30.8%		Game: 32.7%		DEADBALL											
3-Pt. FG%	1st Half: 4-7 57.1%	2nd Half: 1-8 12.5%		Game: 33.3%		REBOUNDS											
F Throw %	1st Half: 1-4 25.0%	2nd Half: 11-14 78.6%		Game: 66.7%		4											

HOME TEAM: Brigham Young 7-13, 1-4

##	Player	tot-fg		3-pt		rebounds			pf	tp	a	to	blk	s	min		
		fg	fga	fg	fga	ft	fta	of								de	tot
03	YOUNG, Keena	f	6	9	0	0	2	3	2	5	7	3	14	0	0	1	36
23	BALDERSON, Jimmy	f	0	4	0	2	0	0	0	3	3	1	0	0	2	0	11
43	DAVES, Derek	c	6	7	0	0	2	2	4	6	10	4	14	2	1	4	32
01	HALL, Mike	g	7	18	1	6	1	3	5	8	1	16	2	0	0	1	38
13	AINGE, Austin	g	0	6	0	4	0	0	0	4	4	0	8	2	0	1	23
02	ROSE, Mike	7	12	5	9	2	2	1	2	3	1	21	1	1	0	1	29
10	NASHIF, Terry	0	1	0	1	3	4	0	2	0	2	0	3	1	0	1	12
12	REICHNER, Brock	0	0	0	0	0	0	0	0	0	0	0	0	0	0	0	1
20	BURGESS, Sam	0	2	0	1	0	0	0	1	1	0	1	0	1	0	0	8
41	MEADS, Garner	0	0	0	0	0	0	0	0	0	0	0	0	0	0	0	3
54	MILES, Chris	0	0	0	0	0	0	0	1	1	0	0	0	0	0	0	7
TEAM																	
Totals.....		26	58	6	23	10	14	11	29	40	16	68	18	10	5	6	200
TOTAL FG%	1st Half: 14-31 45.2%	2nd Half: 12-27 44.4%		Game: 44.8%		DEADBALL											
3-Pt. FG%	1st Half: 2-10 20.0%	2nd Half: 4-13 30.8%		Game: 26.1%		REBOUNDS											
F Throw %	1st Half: 3-3 100%	2nd Half: 7-11 63.6%		Game: 71.4%		1											

Officials: Bob Staffen, Stanley Reynolds, Mark Whitehead

Technical fouls: New Mexico-None. Brigham Young-None.

Attendance: 12161

Score by Periods	1st	2nd	Total
New Mexico	25	28	53
Brigham Young	33	35	68

Points in the paint-NM 26, BY 34. Points off turnovers-NM 9, BY 17.  
2nd chance points-NM 7, BY 11. Fast break points-NM 0, BY 10.  
Bench points-NM 15, BY 24. Score tied 0 times. Lead changes-12 times.

**BYU vs. Utah – Game #21**

01/31/05 10:01 PM at Marriott Center, Provo, UT  
VISITORS: University of Utah 18-3, 6-0

##	Player	tot-fg		3-pt		rebounds			pf	tp	a	to	blk	s	min			
		fg	fga	fg	fga	ft	fta	of								de	tot	
20	MARKSON, Bryant	f	5	7	1	1	0	0	1	3	4	3	11	5	1	32		
30	JACKSON, Chris	f	0	0	0	0	0	0	2	0	0	4	0	0	0	6		
04	BOGUT, Andrew	c	7	10	0	0	6	8	1	8	9	2	20	4	4	5	37	
02	JACKSON, Marc	g	3	7	0	3	4	1	3	4	1	3	4	3	10	4	2	0
11	DRISDOM, Tim	g	4	6	1	3	2	3	1	1	2	2	11	2	2	0	1	30
03	CALVIN, Jermaine	0	0	0	0	0	0	0	0	0	0	0	0	0	0	0	2	
05	HAWKINS, Justin	4	4	0	0	1	1	2	2	4	2	9	1	1	0	0	23	
10	IVERSON, Casey	0	0	0	0	0	0	0	0	0	0	0	0	0	0	0	1	
13	CHANEY, Richard	2	4	0	0	3	3	0	2	2	4	7	1	1	0	0	14	
15	GRANT, Chris	0	0	0	0	0	0	0	0	0	0	0	0	0	0	0	1	
51	LANGVAD, Jonas	1	4	0	1	2	2	0	0	0	0	4	0	0	0	1	17	
TEAM																		
Totals.....		26	42	2	8													

**2004-05 BYU Season Stats**  
**BYU Cougars Combined Team Statistics (as of Feb 01, 2005)**  
**All games**

<b>RECORD:</b>	<b>OVERALL</b>	<b>HOME</b>	<b>AWAY</b>	<b>NEUTRAL</b>
<b>ALL GAMES</b> .....	<b>(7-14)</b>	<b>(5-6)</b>	<b>(1-5)</b>	<b>(1-3)</b>
<b>CONFERENCE</b> .....	<b>(1-5)</b>	<b>(1-3)</b>	<b>(0-2)</b>	<b>(0-0)</b>
<b>NON-CONFERENCE</b> .....	<b>(6-9)</b>	<b>(4-3)</b>	<b>(1-3)</b>	<b>(1-3)</b>

##	Player	GP-GS	Min--Avg	---TOTAL---		---3-PTS---		FT-FTA	Pct	---REBOUNDS---				PF	FO	A	TO	Blk	Stl	Pts	Avg
				FG-FGA	Pct	3FG-FGA	Pct			Off	Def	Tot	Avg								
01	HALL, Mike	21-21	698 33.2	99-243	.407	35-103	.340	46-56	.821	29	54	83	4.0	45	1	46	38	8	27	279	13.3
02	ROSE, Mike	21-7	456 21.7	68-154	.442	49-115	.426	21-31	.677	4	35	39	1.9	31	0	24	28	1	9	206	9.8
13	AINGE, Austin	21-14	542 25.8	66-153	.431	29-81	.358	35-42	.833	7	54	61	2.9	37	0	86	70	0	28	196	9.3
52	JENSEN, Jared	20-18	469 23.5	63-111	.568	0-0	.000	52-61	.852	35	49	84	4.2	50	0	11	29	4	12	178	8.9
03	YOUNG, Keena	21-11	450 21.4	62-118	.525	0-3	.000	26-42	.619	47	74	121	5.8	33	0	16	17	16	12	150	7.1
23	BALDERSON, Jimmy	16-7	215 13.4	27-69	.391	14-36	.389	19-29	.655	1	19	20	1.3	20	0	12	15	0	4	87	5.4
43	DAWES, Derek	20-6	354 17.7	37-78	.474	0-0	.000	30-45	.667	32	63	95	4.8	41	2	7	27	20	4	104	5.2
41	MEADS, Garner	16-9	303 18.9	28-71	.394	0-1	.000	18-27	.667	24	49	73	4.6	38	1	9	23	6	7	74	4.6
54	MILES, Chris	19-4	214 11.3	19-56	.339	0-0	.000	9-10	.900	19	22	41	2.2	33	0	10	10	16	4	47	2.5
04	NASHIF, Terry	19-7	256 13.5	14-52	.269	7-30	.233	6-8	.750	0	27	27	1.4	17	0	38	27	1	10	41	2.2
20	BURGESS, Sam	19-1	155 8.2	12-49	.245	7-24	.292	8-9	.889	4	12	16	0.8	28	0	9	16	3	8	39	2.1
05	REISMAN, Joshua	1-0	5 5.0	1-1	1.000	0-0	.000	0-0	.000	0	0	0	0.0	2	0	0	1	0	0	2	2.0
12	REICHNER, Brock	7-0	22 3.1	3-5	.600	1-2	.500	0-2	.000	1	3	4	0.6	2	0	1	1	0	0	7	1.0
04	BURGESS, Joshua	3-0	10 3.3	1-2	.500	1-1	1.000	0-0	.000	1	1	2	0.7	0	0	1	0	0	0	3	1.0
44	PLAISTED, Trent	5-0	44 8.8	0-3	.000	0-0	.000	3-6	.500	2	6	8	1.6	2	0	1	2	0	0	3	0.6
34	BURGESS, David	2-0	7 3.5	0-1	.000	0-0	.000	0-0	.000	0	0	0	0.0	2	0	0	0	0	1	0	0.0
TEAM										30	34	64	3.0	0				4			
Total		21	4200	500-1166	.429	143-396	.361	273-368	.742	236	502	738	35.1	381	4	271	308	75	126	1416	67.4
Opponents		21	4200	520-1205	.432	140-403	.347	253-380	.666	255	481	736	35.0	364	-	300	293	64	149	1433	68.2

TEAM STATISTICS	BY	OPP	DATE	OPPONENT	W/L	SCORE	ATTEND
SCORING	1416	1433	11-22-04	vs North Carolina	L	50-86	2500
Points per game	67.4	68.2	11-23-04	vs Stanford	L	53-62	2500
Scoring margin	-0.8	-	11-24-04	vs Chaminade	W	77-56	2500
FIELD GOALS-ATT	500-1166	520-1205	11/27/04	CALIFORNIA	L	64-67	9857
Field goal pct	.429	.432	12/01/04	at Utah State	L	57-71	9620
3 POINT FG-ATT	143-396	140-403	12/04/04	at USC	L	82-87	2163
3-point FG pct	.361	.347	12/08/04	BOISE STATE UNIVERSITY	W	90-77	8619
3-pt FG made per game	6.8	6.7	12/11/04	vs Washington State University	L	46-49	10283
FREE THROWS-ATT	273-368	253-380	12/18/04	UTAH STATE	L	62-84	11610
Free throw pct	.742	.666	12/21/04	NORTH CAROLINA STATE	L	61-72	9390
REBOUNDS	738	736	12-23-04	at Weber State	W	79-61	7043
Rebounds per game	35.1	35.0	12/28/04	SOUTHERN UTAH UNIVERSITY	W	77-52	10239
Rebounding margin	+0.1	-	12/31/04	SANTA CLARA	W	87-74	9534
ASSISTS	271	300	01/04/05	at Saint Mary's (CA)	L	51-72	2643
Assists per game	12.9	14.3	*01/08/05	SAN DIEGO STATE	L	57-59	12633
TURNOVERS	308	293	01/11/05	MONTANA STATE-BILLINGS	W	110-70	9506
Turnovers per game	14.7	14.0	*1-15-05	at Colorado State	L	67-74	3287
Turnover margin	-0.7	-	*1-17-05	at Wyoming Cowboys	L	71-83	7360
Assist/turnover ratio	0.9	1.0	*01/22/05	AIR FORCE	L	49-52	10041
STEALS	126	149	*01/24/05	NEW MEXICO	W	68-53	12161
Steals per game	6.0	7.1	*01/31/05	UNIVERSITY OF UTAH	L	58-72	14072
BLOCKS	75	64					
Blocks per game	3.6	3.0					
WINNING STREAK	0	-					
Home win streak	0	-					
ATTENDANCE	117662	49899					
Home games-Avg/Game	11-10697	6-5353					
Neutral site-Avg/Game	-	4-4446					

SCORE BY PERIODS:	1st	2nd	Total
BYU Cougars	639	777	- 1416
Opponents	655	778	- 1433

2004-05 BYU Season Stats  
 BYU Cougars Overall/Conference Statistics (as of Feb 01, 2005)  
 All games

SUMMARY	OVERALL STATISTICS											CONFERENCE STATISTICS										
	GP-GS	Min/G	FG%	3PT%	FT%	R/G	A/G	STL	BLK	PTS/G	GP-GS	Min/G	FG%	3PT%	FT%	R/G	A/G	STL	BLK	PTS/G		
HALL, Mike.....	21-21	33.2	.407	.340	.821	4.0	2.2	27	8	13.3	6-6	34.5	.333	.250	.870	4.0	1.8	7	5	12.7		
ROSE, Mike.....	21-7	21.7	.442	.426	.677	1.9	1.1	9	1	9.8	6-2	26.8	.400	.314	.875	2.3	1.0	2	0	9.0		
AINGE, Austin.....	21-14	25.8	.431	.358	.833	2.9	4.1	28	0	9.3	6-6	30.8	.346	.241	.813	3.8	5.5	10	0	9.3		
JENSEN, Jared.....	20-18	23.5	.568	.000	.852	4.2	0.6	12	4	8.9	5-4	22.6	.476	.000	.769	5.4	0.2	3	2	6.0		
YOUNG, Keena.....	21-11	21.4	.525	.000	.619	5.8	0.8	12	16	7.1	6-2	19.3	.688	.000	.462	5.2	0.5	3	3	8.3		
BALDERSON, Jimmy....	16-7	13.4	.391	.389	.655	1.3	0.8	4	0	5.4	6-4	15.5	.360	.385	.600	2.0	0.3	2	0	4.8		
DAWES, Derek.....	20-6	17.7	.474	.000	.667	4.8	0.4	4	20	5.2	6-2	17.2	.500	.000	.714	3.5	0.3	2	7	5.2		
MEADS, Garner.....	16-9	18.9	.394	.000	.667	4.6	0.6	7	6	4.6	6-1	14.8	.385	.000	.333	2.8	0.2	2	1	3.7		
MILES, Chris.....	19-4	11.3	.339	.000	.900	2.2	0.5	4	16	2.5	5-3	12.4	.318	.000	1.000	2.6	0.2	0	3	3.2		
NASHIF, Terry.....	19-7	13.5	.269	.233	.750	1.4	2.0	10	1	2.2	4-0	7.0	.000	.000	.750	0.8	1.3	1	0	0.8		
BURGESS, Sam.....	19-1	8.2	.245	.292	.889	0.8	0.5	8	3	2.1	6-0	5.5	.200	.250	.000	0.7	0.5	1	0	0.5		
REISMAN, Joshua.....	1-0	5.0	1.000	.000	.000	0.0	0.0	0	0	2.0												
REICHNER, Brock.....	7-0	3.1	.600	.500	.000	0.6	0.1	0	0	1.0	3-0	3.0	.000	.000	.000	0.3	0.0	0	0	0.0		
BURGESS, Joshua.....	3-0	3.3	.500	1.000	.000	0.7	0.3	0	0	1.0	1-0	1.0	.000	.000	.000	1.0	0.0	0	0	0.0		
PLAISTED, Trent.....	5-0	8.8	.000	.000	.500	1.6	0.2	0	0	0.6												
BURGESS, David.....	2-0	3.5	.000	.000	.000	0.0	0.0	1	0	0.0												
Total.....	21		.429	.361	.742	35.1	12.9	126	75	67.4	6		.399	.276	.725	34.7	11.3	33	21	61.7		
Opponents.....	21		.432	.347	.666	35.0	14.3	149	64	68.2	6		.465	.326	.661	32.2	13.7	39	21	65.5		

SCORING	OVERALL STATISTICS								CONFERENCE STATISTICS							
	FG-FGA	FG%	3FG-FGA	3PT%	FT-FTA	FT%	PTS	PTS/G	FG-FGA	FG%	3FG-FGA	3PT%	FT-FTA	FT%	PTS	PTS/G
HALL, Mike.....	99-243	.407	35-103	.340	46-56	.821	279	13.3	24-72	.333	8-32	.250	20-23	.870	76	12.7
ROSE, Mike.....	68-154	.442	49-115	.426	21-31	.677	206	9.8	18-45	.400	11-35	.314	7-8	.875	54	9.0
AINGE, Austin.....	66-153	.431	29-81	.358	35-42	.833	196	9.3	18-52	.346	7-29	.241	13-16	.813	56	9.3
JENSEN, Jared.....	63-111	.568	0-0	.000	52-61	.852	178	8.9	10-21	.476	0-0	.000	10-13	.769	30	6.0
YOUNG, Keena.....	62-118	.525	0-3	.000	26-42	.619	150	7.1	22-32	.688	0-0	.000	6-13	.462	50	8.3
BALDERSON, Jimmy....	27-69	.391	14-36	.389	19-29	.655	87	5.4	9-25	.360	5-13	.385	6-10	.600	29	4.8
DAWES, Derek.....	37-78	.474	0-0	.000	30-45	.667	104	5.2	13-26	.500	0-0	.000	5-7	.714	31	5.2
MEADS, Garner.....	28-71	.394	0-1	.000	18-27	.667	74	4.6	10-26	.385	0-0	.000	2-6	.333	22	3.7
MILES, Chris.....	19-56	.339	0-0	.000	9-10	.900	47	2.5	7-22	.318	0-0	.000	2-2	1.000	16	3.2
NASHIF, Terry.....	14-52	.269	7-30	.233	6-8	.750	41	2.2	0-5	.000	0-3	.000	3-4	.750	3	0.8
BURGESS, Sam.....	12-49	.245	7-24	.292	8-9	.889	39	2.1	1-5	.200	1-4	.250	0-0	.000	3	0.5
REISMAN, Joshua.....	1-1	1.000	0-0	.000	0-0	.000	2	2.0								
REICHNER, Brock.....	3-5	.600	1-2	.500	0-2	.000	7	1.0	0-0	.000	0-0	.000	0-0	.000	0	0.0
BURGESS, Joshua.....	1-2	.500	1-1	1.000	0-0	.000	3	1.0	0-0	.000	0-0	.000	0-0	.000	0	0.0
PLAISTED, Trent.....	0-3	.000	0-0	.000	3-6	.500	3	0.6								
BURGESS, David.....	0-1	.000	0-0	.000	0-0	.000	0	0.0								
Total.....	500-1166	.429	143-396	.361	273-368	.742	1416	67.4	132-331	.399	32-116	.276	74-102	.725	370	61.7
Opponents.....	520-1205	.432	140-403	.347	253-380	.666	1433	68.2	144-310	.465	29-89	.326	76-115	.661	393	65.5

TOTALS	OVERALL STATISTICS											CONFERENCE STATISTICS										
	O-REB	D-REB	TOTAL	PF	FO	A	TO	A/TO	Hi	Pts	O-REB	D-REB	TOTAL	PF	FO	A	TO	A/TO	Hi	Pts		
HALL, Mike.....	29	54	83	45	1	46	38	1.2	23		8	16	24	16	1	11	9	1.2	16			
ROSE, Mike.....	4	35	39	31	0	24	28	0.9	26		3	11	14	13	0	6	11	0.5	21			
AINGE, Austin.....	7	54	61	37	0	86	70	1.2	25		6	17	23	11	0	33	19	1.7	25			
JENSEN, Jared.....	35	49	84	50	0	11	29	0.4	23		12	15	27	10	0	1	3	0.3	10			
YOUNG, Keena.....	47	74	121	33	0	16	17	0.9	14		9	22	31	8	0	3	6	0.5	14			
BALDERSON, Jimmy....	1	19	20	20	0	12	15	0.8	22		1	11	12	10	0	2	6	0.3	13			
DAWES, Derek.....	32	63	95	41	2	7	27	0.3	14		12	9	21	15	1	2	8	0.3	14			
MEADS, Garner.....	24	49	73	38	1	9	23	0.4	10		7	10	17	8	0	1	6	0.2	6			
MILES, Chris.....	19	22	41	33	0	10	10	1.0	12		8	5	13	11	0	1	3	0.3	8			
NASHIF, Terry.....	0	27	27	17	0	38	27	1.4	10		0	3	3	2	0	5	2	2.5	3			
BURGESS, Sam.....	4	12	16	28	0	9	16	0.6	8		0	4	4	5	0	3	5	0.6	3			
REISMAN, Joshua.....	0	0	0	2	0	0	1	0.0	2													
REICHNER, Brock.....	1	3	4	2	0	1	1	1.0	4		0	1	1	0	0	0	0	0.0	0			
BURGESS, Joshua.....	1	1	2	0	0	1	0	0.0	3		1	0	1	0	0	0	0	0.0	0			
PLAISTED, Trent.....	2	6	8	2	0	1	2	0.5	2													
BURGESS, David.....	0	0	0	2	0	0	0	0.0	0													
Total.....	236	502	738	381	4	271	308	0.9	110		76	132	208	109	2	68	78	0.9	71			
Opponents.....	255	481	736	364	-	300	293	1.0	87		52	141	193	98	1	82	76	1.1	83			

2004-05 BYU Season Stats  
 BYU Cougars Combined Team Statistics (as of Feb 01, 2005)  
 Home games

<b>RECORD :</b>	<b>OVERALL</b>	<b>HOME</b>	<b>AWAY</b>	<b>NEUTRAL</b>
<b>ALL GAMES</b> .....	<b>(5-6)</b>	<b>(5-6)</b>	<b>(0-0)</b>	<b>(0-0)</b>
<b>CONFERENCE</b> .....	<b>(1-3)</b>	<b>(1-3)</b>	<b>(0-0)</b>	<b>(0-0)</b>
<b>NON-CONFERENCE</b> .....	<b>(4-3)</b>	<b>(4-3)</b>	<b>(0-0)</b>	<b>(0-0)</b>

## Player	GP-GS	Min--Avg	---TOTAL---		---3-PTS---		FT-FTA	Pct	----REBOUNDS----				PF	FO	A	TO	Blk	Stl	Pts	Avg
			FG-FGA	Pct	3FG-FGA	Pct			Off	Def	Tot	Avg								
01 HALL, Mike.....	11-11	360 32.7	53-122	.434	14-47	.298	31-37	.838	17	32	49	4.5	20	0	23	19	6	12	151	13.7
02 ROSE, Mike.....	11-3	279 25.4	43-92	.467	32-68	.471	14-21	.667	2	22	24	2.2	18	0	16	12	1	6	132	12.0
52 JENSEN, Jared.....	10-8	231 23.1	32-56	.571	0-0	.000	37-42	.881	19	20	39	3.9	21	0	4	10	1	6	101	10.1
13 AINGEN, Austin.....	11-9	309 28.1	33-81	.407	15-40	.375	27-34	.794	3	37	40	3.6	19	0	60	38	0	14	108	9.8
03 YOUNG, Keena.....	11-6	236 21.5	33-63	.524	0-0	.000	17-29	.586	27	40	67	6.1	20	0	8	9	7	7	83	7.5
23 BALDERSON, Jimmy...	9-5	130 14.4	16-39	.410	6-16	.375	7-12	.583	1	13	14	1.6	11	0	8	10	0	3	45	5.0
43 DAWES, Derek.....	10-4	169 16.9	16-35	.457	0-0	.000	12-18	.667	14	34	48	4.8	23	2	4	13	13	3	44	4.4
41 MEADS, Garner.....	8-4	132 16.5	14-31	.452	0-0	.000	6-10	.600	10	17	27	3.4	16	1	5	6	2	2	34	4.3
54 MILES, Chris.....	10-2	147 14.7	13-37	.351	0-0	.000	5-6	.833	9	13	22	2.2	18	0	8	8	13	2	31	3.1
20 BURGESS, Sam.....	10-1	68 6.8	5-22	.227	4-12	.333	8-9	.889	3	5	8	0.8	17	0	5	7	0	5	22	2.2
10 NASHIF, Terry.....	10-2	113 11.3	7-23	.304	4-13	.308	4-6	.667	0	16	16	1.6	4	0	17	8	0	6	22	2.2
12 REICHNER, Brock....	4-0	14 3.5	3-5	.600	1-2	.500	0-2	.000	1	2	3	0.8	2	0	1	0	0	0	7	1.8
04 BURGESS, Joshua....	3-0	10 3.3	1-2	.500	1-1	1.000	0-0	.000	1	1	2	0.7	0	0	1	0	0	0	3	1.0
34 BURGESS, David.....	1-0	2 2.0	0-0	.000	0-0	.000	0-0	.000	0	0	0	0.0	0	0	0	0	0	0	0	0.0
TEAM.....										15	14	29	2.6	0		0				
-----																				
Total.....	11	2200	269-608	.442	77-199	.387	168-226	.743	122	266	388	35.3	189	3	160	140	43	66	783	71.2
Opponents.....	11	2200	270-634	.426	75-213	.352	117-177	.661	138	249	387	35.2	208	-	152	155	34	72	732	66.5

TEAM STATISTICS	BY	OPP	DATE	OPPONENT	W/L	SCORE	ATTEND
SCORING.....	783	732	11/27/04	CALIFORNIA	L	64-67	9857
Points per game.....	71.2	66.5	12/08/04	BOISE STATE UNIVERSITY	W	90-77	8619
Scoring margin.....	+4.6	-	12/18/04	UTAH STATE	L	62-84	11610
FIELD GOALS-ATT.....	269-608	270-634	12/21/04	NORTH CAROLINA STATE	L	61-72	9390
Field goal pct.....	.442	.426	12/28/04	SOUTHERN UTAH UNIVERSITY	W	77-52	10239
3 POINT FG-ATT.....	77-199	75-213	12/31/04	SANTA CLARA	W	87-74	9534
3-point FG pct.....	.387	.352	*01/08/05	SAN DIEGO STATE	L	57-59	12633
3-pt FG made per game..	7.0	6.8	01/11/05	MONTANA STATE-BILLINGS	W	110-70	9506
FREE THROWS-ATT.....	168-226	117-177	*01/22/05	AIR FORCE	L	49-52	10041
Free throw pct.....	.743	.661	*01/24/05	NEW MEXICO	W	68-53	12161
REBOUNDS.....	388	387	*01/31/05	UNIVERSITY OF UTAH	L	58-72	14072
Rebounds per game.....	35.3	35.2					
Rebounding margin.....	+0.1	-					
ASSISTS.....	160	152					
Assists per game.....	14.5	13.8					
TURNOVERS.....	140	155					
Turnovers per game.....	12.7	14.1					
Turnover margin.....	+1.4	-					
Assist/turnover ratio..	1.1	1.0					
STEALS.....	66	72					
Steals per game.....	6.0	6.5					
BLOCKS.....	43	34					
Blocks per game.....	3.9	3.1					
WINNING STREAK.....	0	-					
Home win streak.....	0	-					
ATTENDANCE.....	117662	0					
Home games-Avg/Game....	11-10697	0-0					
Neutral site-Avg/Game..	-	0-0					

SCORE BY PERIODS:	1st	2nd	Total
BYU Cougars.....	349	434	- 783
Opponents.....	334	398	- 732

2004-05 BYU Season Stats  
 BYU Cougars Combined Team Statistics (as of Jan 18, 2005)  
 Away games

<b>RECORD :</b>	<b>OVERALL</b>	<b>HOME</b>	<b>AWAY</b>	<b>NEUTRAL</b>
<b>ALL GAMES</b> .....	<b>(1-5)</b>	<b>(0-0)</b>	<b>(1-5)</b>	<b>(0-0)</b>
<b>CONFERENCE</b> .....	<b>(0-2)</b>	<b>(0-0)</b>	<b>(0-2)</b>	<b>(0-0)</b>
<b>NON-CONFERENCE</b> .....	<b>(1-3)</b>	<b>(0-0)</b>	<b>(1-3)</b>	<b>(0-0)</b>

## Player	GP-GS	Min--Avg	---TOTAL---		---3-PTS---		FT-FTA	Pct	---REBOUNDS---				PF	FO	A	TO	Blk	Stl	Pts	Avg
			FG-FGA	Pct	3FG-FGA	Pct			Off	Def	Tot	Avg								
01 HALL, Mike.....	6-6	206 34.3	34-76	.447	15-34	.441	11-13	.846	6	11	17	2.8	14	1	14	10	1	7	94	15.7
13 AINGE, Austin.....	6-5	158 26.3	23-53	.434	10-30	.333	8-8	1.000	4	10	14	2.3	12	0	19	20	0	13	64	10.7
52 JENSEN, Jared.....	6-6	157 26.2	18-35	.514	0-0	.000	6-7	.857	11	24	35	5.8	19	0	6	12	3	3	42	7.0
23 BALDERSON, Jimmy...	6-1	70 11.7	11-26	.423	8-17	.471	12-17	.706	0	6	6	1.0	9	0	4	3	0	1	42	7.0
02 ROSE, Mike.....	6-1	98 16.3	13-32	.406	10-25	.400	5-6	.833	2	8	10	1.7	10	0	4	9	0	0	41	6.8
43 DAWES, Derek.....	6-2	122 20.3	14-31	.452	0-0	.000	11-16	.688	12	12	24	4.0	12	0	1	9	4	0	39	6.5
03 YOUNG, Keena.....	6-4	131 21.8	16-28	.571	0-1	.000	4-5	.800	11	20	31	5.2	10	0	8	7	7	3	36	6.0
41 MEADS, Garner.....	5-2	99 19.8	10-25	.400	0-1	.000	7-12	.583	8	14	22	4.4	13	0	1	8	2	3	27	5.4
54 MILES, Chris.....	6-2	50 8.3	5-17	.294	0-0	.000	2-2	1.000	6	6	12	2.0	13	0	1	0	2	2	12	2.0
10 NASHIF, Terry.....	5-1	63 12.6	2-13	.154	1-8	.125	0-0	.000	0	5	5	1.0	5	0	11	7	0	1	5	1.0
20 BURGESS, Sam.....	5-0	34 6.8	2-6	.333	1-2	.500	0-0	.000	0	3	3	0.6	2	0	3	4	0	1	5	1.0
12 REICHNER, Brock....	2-0	7 3.5	0-0	.000	0-0	.000	0-0	.000	0	1	1	0.5	0	0	0	0	0	0	0	0.0
44 PLAISTED, Trent....	2-0	5 2.5	0-0	.000	0-0	.000	0-0	.000	0	1	1	0.5	1	0	0	0	0	0	0	0.0
TEAM.....										10	11	21	3.5	0		4				

Total.....	6	1200	148-342	.433	45-118	.381	66-86	.767	70	132	202	33.7	120	1	72	93	19	34	407	67.8
Opponents.....	6	1200	161-345	.467	39-111	.351	87-131	.664	73	134	207	34.5	89	-	91	79	19	41	448	74.7

TEAM STATISTICS	BY	OPP	DATE	OPPONENT	W/L	SCORE	ATTEND
SCORING.....	407	448	12/01/04	at Utah State	L	57-71	9620
Points per game.....	67.8	74.7	12/04/04	at USC	L	82-87	2163
Scoring margin.....	-6.8	-	12-23-04	at Weber State	W	79-61	7043
FIELD GOALS-ATT.....	148-342	161-345	01/04/05	at Saint Mary's (CA)	L	51-72	2643
Field goal pct.....	.433	.467	*1-15-05	at Colorado State	L	67-74	3287
3 POINT FG-ATT.....	45-118	39-111	*1-17-05	at Wyoming Cowboys	L	71-83	7360
3-point FG pct.....	.381	.351					
3-pt FG made per game..	7.5	6.5					
FREE THROWS-ATT.....	66-86	87-131					
Free throw pct.....	.767	.664					
REBOUNDS.....	202	207					
Rebounds per game.....	33.7	34.5					
Rebounding margin.....	-0.8	-					
ASSISTS.....	72	91					
Assists per game.....	12.0	15.2					
TURNOVERS.....	93	79					
Turnovers per game.....	15.5	13.2					
Turnover margin.....	-2.3	-					
Assist/turnover ratio..	0.8	1.2					
STEALS.....	34	41					
Steals per game.....	5.7	6.8					
BLOCKS.....	19	19					
Blocks per game.....	3.2	3.2					
WINNING STREAK.....	0	-					
Home win streak.....	0	-					
ATTENDANCE.....	0	32116					
Home games-Avg/Game....	0-0	6-5353					
Neutral site-Avg/Game..	-	0-0					

SCORE BY PERIODS:	1st	2nd	Total
BYU Cougars.....	189	218	- 407
Opponents.....	206	242	- 448

2004-05 BYU Season Stats  
 BYU Cougars Combined Team Statistics (as of Jan 24, 2005)  
 Games won

<b>RECORD :</b>	<b>OVERALL</b>	<b>HOME</b>	<b>AWAY</b>	<b>NEUTRAL</b>
<b>ALL GAMES</b> .....	<b>(7-0)</b>	<b>(5-0)</b>	<b>(1-0)</b>	<b>(1-0)</b>
<b>CONFERENCE</b> .....	<b>(1-0)</b>	<b>(1-0)</b>	<b>(0-0)</b>	<b>(0-0)</b>
<b>NON-CONFERENCE</b> .....	<b>(6-0)</b>	<b>(4-0)</b>	<b>(1-0)</b>	<b>(1-0)</b>

## Player	GP-GS	Min--Avg	---TOTAL---		---3-PTS---		FT-FTA	Pct	---REBOUNDS---				PF	FO	A	TO	Blk	Stl	Pts	Avg
			FG-FGA	Pct	3FG-FGA	Pct			Off	Def	Tot	Avg								
01 HALL, Mike.....	7-7	239 34.1	42-78	.538	12-29	.414	14-18	.778	14	21	35	5.0	10	0	22	13	1	9	110	15.7
52 JENSEN, Jared.....	6-6	148 24.7	31-48	.646	0-0	.000	24-25	.960	14	16	30	5.0	19	0	5	9	0	3	86	14.3
02 ROSE, Mike.....	7-3	155 22.1	32-55	.582	24-42	.571	11-15	.733	1	11	12	1.7	3	0	14	6	1	2	99	14.1
03 YOUNG, Keena.....	7-5	179 25.6	28-46	.609	0-0	.000	15-21	.714	15	25	40	5.7	14	0	5	4	7	6	71	10.1
13 AINGE, Austin.....	7-5	187 26.7	19-48	.396	10-25	.400	10-12	.833	1	28	29	4.1	17	0	38	18	0	11	58	8.3
43 DAWES, Derek.....	6-3	124 20.7	17-32	.531	0-0	.000	14-20	.700	7	28	35	5.8	15	1	6	8	10	3	48	8.0
41 MEADS, Garner.....	4-2	65 16.3	7-14	.500	0-1	.000	7-8	.875	4	16	20	5.0	8	0	4	4	0	0	21	5.3
23 BALDERSON, Jimmy...	6-2	65 10.8	8-21	.381	2-8	.250	5-8	.625	0	10	10	1.7	3	0	5	5	0	2	23	3.8
54 MILES, Chris.....	7-0	64 9.1	8-19	.421	0-0	.000	7-8	.875	4	5	9	1.3	11	0	8	4	6	2	23	3.3
20 BURGESS, Sam.....	6-0	67 11.2	5-21	.238	4-11	.364	5-6	.833	3	5	8	1.3	13	0	5	6	3	5	19	3.2
10 NASHIF, Terry.....	7-2	78 11.1	6-13	.462	2-5	.400	4-6	.667	0	12	12	1.7	2	0	10	5	1	6	18	2.6
05 REISMAN, Joshua....	1-0	5 5.0	1-1	1.000	0-0	.000	0-0	.000	0	0	0	0.0	2	0	0	1	0	0	2	2.0
12 REICHNER, Brock....	4-0	12 3.0	3-5	.600	1-2	.500	0-2	.000	1	2	3	0.8	2	0	1	1	0	0	7	1.8
04 BURGESS, Joshua....	2-0	9 4.5	1-2	.500	1-1	1.000	0-0	.000	0	1	1	0.5	0	0	1	0	0	0	3	1.5
44 PLAISTED, Trent....	1-0	3 3.0	0-1	.000	0-0	.000	0-0	.000	0	0	0	0.0	0	0	0	0	0	0	0	0.0
TEAM.....										6	6	12	1.7	0		1				
Total.....	7	1400	208-404	.515	56-124	.452	116-149	.779	70	186	256	36.6	119	1	124	85	29	49	588	84.0
Opponents.....	7	1400	158-416	.380	58-158	.367	69-105	.657	95	143	238	34.0	138	-	89	115	17	36	443	63.3

TEAM STATISTICS	BY	OPP	DATE	OPPONENT	W/L	SCORE	ATTEND
SCORING.....	588	443	11-24-04	vs Chaminade	W	77-56	2500
Points per game.....	84.0	63.3	12/08/04	BOISE STATE UNIVERSITY	W	90-77	8619
Scoring margin.....	+20.7	-	12-23-04	at Weber State	W	79-61	7043
FIELD GOALS-ATT.....	208-404	158-416	12/28/04	SOUTHERN UTAH UNIVERSITY	W	77-52	10239
Field goal pct.....	.515	.380	12/31/04	SANTA CLARA	W	87-74	9534
3 POINT FG-ATT.....	56-124	58-158	01/11/05	MONTANA STATE-BILLINGS	W	110-70	9506
3-point FG pct.....	.452	.367	*01/24/05	NEW MEXICO	W	68-53	12161
3-pt FG made per game..	8.0	8.3					
FREE THROWS-ATT.....	116-149	69-105					
Free throw pct.....	.779	.657					
REBOUNDS.....	256	238					
Rebounds per game.....	36.6	34.0					
Rebounding margin.....	+2.6	-					
ASSISTS.....	124	89					
Assists per game.....	17.7	12.7					
TURNOVERS.....	85	115					
Turnovers per game.....	12.1	16.4					
Turnover margin.....	+4.3	-					
Assist/turnover ratio..	1.5	0.8					
STEALS.....	49	36					
Steals per game.....	7.0	5.1					
BLOCKS.....	29	17					
Blocks per game.....	4.1	2.4					
WINNING STREAK.....	7	-					
Home win streak.....	5	-					
ATTENDANCE.....	50059	9543					
Home games-Avg/Game...	5-10012	1-7043					
Neutral site-Avg/Game..	-	1-2500					

SCORE BY PERIODS:	1st	2nd	Total
BYU Cougars.....	262	326	- 588
Opponents.....	187	256	- 443

2004-05 BYU Season Stats  
 BYU Cougars Combined Team Statistics (as of Feb 01, 2005)  
 Games lost

<b>RECORD :</b>	<b>OVERALL</b>	<b>HOME</b>	<b>AWAY</b>	<b>NEUTRAL</b>
<b>ALL GAMES</b> .....	<b>(0-14)</b>	<b>(0-6)</b>	<b>(0-5)</b>	<b>(0-3)</b>
<b>CONFERENCE</b> .....	<b>(0-5)</b>	<b>(0-3)</b>	<b>(0-2)</b>	<b>(0-0)</b>
<b>NON-CONFERENCE</b> .....	<b>(0-9)</b>	<b>(0-3)</b>	<b>(0-3)</b>	<b>(0-3)</b>

## Player	GP-GS	Min--Avg	---TOTAL---		---3-PTS---		FT-FTA	Pct	---REBOUNDS---				PF	FO	A	TO	Blk	Stl	Pts	Avg
			FG-FGA	Pct	3FG-FGA	Pct			Off	Def	Tot	Avg								
01 HALL, Mike.....	14-14	459 32.8	57-165	.345	23-74	.311	32-38	.842	15	33	48	3.4	35	1	24	25	7	18	169	12.1
13 AINGE, Austin.....	14-9	355 25.4	47-105	.448	19-56	.339	25-30	.833	6	26	32	2.3	20	0	48	52	0	17	138	9.9
02 ROSE, Mike.....	14-4	301 21.5	36-99	.364	25-73	.342	10-16	.625	3	24	27	1.9	28	0	10	22	0	7	107	7.6
52 JENSEN, Jared.....	14-12	321 22.9	32-63	.508	0-0	.000	28-36	.778	21	33	54	3.9	31	0	6	20	4	9	92	6.6
23 BALDERSON, Jimmy...	10-5	150 15.0	19-48	.396	12-28	.429	14-21	.667	1	9	10	1.0	17	0	7	10	0	2	64	6.4
03 YOUNG, Keena.....	14-6	271 19.4	34-72	.472	0-3	.000	11-21	.524	32	49	81	5.8	19	0	11	13	9	6	79	5.6
41 MEADS, Garner.....	12-7	238 19.8	21-57	.368	0-0	.000	11-19	.579	20	33	53	4.4	30	1	5	19	6	7	53	4.4
43 DAWES, Derek.....	14-3	230 16.4	20-46	.435	0-0	.000	16-25	.640	25	35	60	4.3	26	1	1	19	10	1	56	4.0
54 MILES, Chris.....	12-4	150 12.5	11-37	.297	0-0	.000	2-2	1.000	15	17	32	2.7	22	0	2	6	10	2	24	2.0
10 NASHIF, Terry.....	12-5	178 14.8	8-39	.205	5-25	.200	2-2	1.000	0	15	15	1.3	15	0	28	22	0	4	23	1.9
20 BURGESS, Sam.....	13-1	88 6.8	7-28	.250	3-13	.231	3-3	1.000	1	7	8	0.6	15	0	4	10	0	3	20	1.5
44 PLAISTED, Trent....	4-0	41 10.3	0-2	.000	0-0	.000	3-6	.500	2	6	8	2.0	2	0	1	2	0	0	3	0.8
12 REICHNER, Brock....	3-0	10 3.3	0-0	.000	0-0	.000	0-0	.000	0	1	1	0.3	0	0	0	0	0	0	0	0.0
04 BURGESS, Joshua....	1-0	1 1.0	0-0	.000	0-0	.000	0-0	.000	1	0	1	1.0	0	0	0	0	0	0	0	0.0
34 BURGESS, David.....	2-0	7 3.5	0-1	.000	0-0	.000	0-0	.000	0	0	0	0.0	2	0	0	0	0	1	0	0.0
TEAM.....										24	28	52	3.7	0		3				
Total.....	14	2800	292-762	.383	87-272	.320	157-219	.717	166	316	482	34.4	262	3	147	223	46	77	828	59.1
Opponents.....	14	2800	362-789	.459	82-245	.335	184-275	.669	160	338	498	35.6	226	-	211	178	47	113	990	70.7

TEAM STATISTICS	BY	OPP	DATE	OPPONENT	W/L	SCORE	ATTEND
SCORING.....	828	990	11-22-04	vs North Carolina	L	50-86	2500
Points per game.....	59.1	70.7	11-23-04	vs Stanford	L	53-62	2500
Scoring margin.....	-11.6	-	11/27/04	CALIFORNIA	L	64-67	9857
FIELD GOALS-ATT.....	292-762	362-789	12/01/04	at Utah State	L	57-71	9620
Field goal pct.....	.383	.459	12/04/04	at USC	L	82-87	2163
3 POINT FG-ATT.....	87-272	82-245	12/11/04	vs Washington State University	L	46-49	10283
3-point FG pct.....	.320	.335	12/18/04	UTAH STATE	L	62-84	11610
3-pt FG made per game..	6.2	5.9	12/21/04	NORTH CAROLINA STATE	L	61-72	9390
FREE THROWS-ATT.....	157-219	184-275	01/04/05	at Saint Mary's (CA)	L	51-72	2643
Free throw pct.....	.717	.669	*01/08/05	SAN DIEGO STATE	L	57-59	12633
REBOUNDS.....	482	498	*1-15-05	at Colorado State	L	67-74	3287
Rebounds per game.....	34.4	35.6	*1-17-05	at Wyoming Cowboys	L	71-83	7360
Rebounding margin.....	-1.1	-	*01/22/05	AIR FORCE	L	49-52	10041
ASSISTS.....	147	211	*01/31/05	UNIVERSITY OF UTAH	L	58-72	14072
Assists per game.....	10.5	15.1					
TURNOVERS.....	223	178					
Turnovers per game....	15.9	12.7					
Turnover margin.....	-3.2	-					
Assist/turnover ratio..	0.7	1.2					
STEALS.....	77	113					
Steals per game.....	5.5	8.1					
BLOCKS.....	46	47					
Blocks per game.....	3.3	3.4					
WINNING STREAK.....	0	-					
Home win streak.....	0	-					
ATTENDANCE.....	67603	40356					
Home games-Avg/Game....	6-11267	5-5015					
Neutral site-Avg/Game..	-	3-5094					

SCORE BY PERIODS:	1st	2nd	Total
BYU Cougars.....	377	451	- 828
Opponents.....	468	522	- 990

2004-05 BYU Season Stats  
 BYU Cougars Team Game-by-Game (as of Feb 01, 2005)  
 All games

TEAM STATISTICS

Opponent	Date	Score	W/L	---TOTAL---		--3-PTRS--		----REBOUNDS----		PF	A	TO	Blk	Stl	Pts---Avg					
				FG-FGA	Pct	3FG-FGA	Pct	FT-FTA	Pct							Off	Def	Tot	Avg	
vs North Carolina	11-22-04	50-86	L	18-57	.316	6-23	.261	8-14	.571	15	28	43	43.0	21	8	27	4	7	50	50.0
vs Stanford	11-23-04	53-62	L	17-48	.354	4-16	.250	15-23	.652	11	27	38	40.5	20	4	19	1	3	53	51.5
vs Chaminade	11-24-04	77-56	W	31-63	.492	5-15	.333	10-10	1.000	12	24	36	39.0	17	16	15	5	10	77	60.0
CALIFORNIA	11/27/04	64-67	L	21-64	.328	6-21	.286	16-19	.842	19	20	39	39.0	19	12	8	5	6	64	61.0
at Utah State	12/01/04	57-71	L	22-53	.415	8-21	.381	5-8	.625	11	19	30	37.2	17	10	15	5	7	57	60.2
at USC	12/04/04	82-87	L	26-55	.473	13-25	.520	17-26	.654	14	26	40	37.7	19	18	21	1	5	82	63.8
BOISE STATE UNIVERSIT	12/08/04	90-77	W	28-57	.491	11-21	.524	23-31	.742	8	35	43	38.4	16	15	15	4	5	90	67.6
vs Washington State U	12/11/04	46-49	L	17-48	.354	6-25	.240	6-9	.667	6	25	31	37.5	14	11	14	3	6	46	64.9
UTAH STATE	12/18/04	62-84	L	23-58	.397	7-19	.368	9-14	.643	11	18	29	36.6	22	10	13	7	6	62	64.6
NORTH CAROLINA STATE	12/21/04	61-72	L	21-55	.382	5-16	.313	14-15	.933	7	25	32	36.1	18	16	13	1	6	61	64.2
at Weber State	12-23-04	79-61	W	32-53	.604	6-11	.545	9-9	1.000	7	20	27	35.3	19	15	8	3	6	79	65.5
SOUTHERN UTAH UNIVERS	12/28/04	77-52	W	27-54	.500	12-21	.571	11-19	.579	11	22	33	35.1	15	18	11	3	6	77	66.5
SANTA CLARA	12/31/04	87-74	W	24-46	.522	6-17	.353	33-36	.917	5	25	30	34.7	20	19	13	5	4	87	68.1
at Saint Mary's (CA)	01/04/05	51-72	L	21-51	.412	6-13	.462	3-3	1.000	7	25	32	34.5	19	8	25	3	4	51	66.9
SAN DIEGO STATE	01/08/05	57-59	L	20-57	.351	3-19	.158	14-17	.824	18	29	47	35.3	13	8	17	1	5	57	66.2
MONTANA STATE-BILLING	01/11/05	110-70	W	40-73	.548	10-16	.625	20-30	.667	16	31	47	36.1	16	23	13	4	12	110	68.9
at Colorado State	1-15-05	67-74	L	24-69	.348	8-30	.267	11-13	.846	17	18	35	36.0	29	14	10	2	6	67	68.8
at Wyoming Cowboys	1-17-05	71-83	L	23-61	.377	4-18	.222	21-27	.778	14	24	38	36.1	17	7	14	5	6	71	68.9
AIR FORCE	01/22/05	49-52	L	20-42	.476	6-15	.400	3-8	.375	7	21	28	35.7	12	11	15	4	2	49	67.9
NEW MEXICO	01/24/05	68-53	W	26-58	.448	6-23	.261	10-14	.714	11	29	40	35.9	16	18	10	5	6	68	67.9
UNIVERSITY OF UTAH	01/31/05	58-72	L	19-44	.432	5-11	.455	15-23	.652	9	11	20	35.1	22	10	12	4	8	58	67.4
BYU Cougars		1416		500-1166	.429	143-396	.361	273-368	.742	236	502	738	35.1	381	271	308	75	126	1416	67.4
Opponents		1433		520-1205	.432	140-403	.347	253-380	.666	255	481	736	35.0	364	300	293	64	149	1433	68.2

Games played: 21  
 Points/game: 67.4  
 FG Pct: 42.9  
 3FG Pct: 36.1  
 FT Pct: 74.2

Rebounds/game: 35.1  
 Assists/game: 12.9  
 Turnovers/game: 14.7  
 Assist/turnover ratio: 0.9  
 Steals/game: 6.0  
 Blocks/game: 3.6



2004-05 BYU Season Stats  
 BYU Cougars Opponent Game-by-Game (as of Feb 01, 2005)  
 All games

OPPONENT STATISTICS

Opponent	Date	Score	W/L	---TOTAL---			--3-PTRS--			----REBOUNDS----										
				FG-FGA	Pct	3FG-FGA	Pct	FT-FTA	Pct	Off	Def	Tot	Avg	PF	A	TO	Blk	Stl	Pts---Avg	
vs North Carolina	11-22-04	50-86	L	30-69	.435	8-26	.308	18-23	.783	14	28	42	42.0	17	19	12	1	15	86	86.0
vs Stanford	11-23-04	53-62	L	21-55	.382	2-11	.182	18-25	.720	11	23	34	38.0	23	13	11	4	7	62	74.0
vs Chaminade	11-24-04	77-56	W	22-53	.415	6-23	.261	6-13	.462	9	21	30	35.3	16	12	21	4	8	56	68.0
CALIFORNIA	11/27/04	64-67	L	26-58	.448	3-9	.333	12-22	.545	18	27	45	37.8	17	6	14	5	4	67	67.8
at Utah State	12/01/04	57-71	L	25-54	.463	3-17	.176	18-23	.783	12	21	33	36.8	11	13	9	4	8	71	68.4
at USC	12/04/04	82-87	L	32-67	.478	11-25	.440	12-17	.706	10	20	30	35.7	19	21	11	2	10	87	71.5
BOISE STATE UNIVERSIT	12/08/04	90-77	W	30-74	.405	10-28	.357	7-13	.538	14	25	39	36.1	22	17	14	3	2	77	72.3
vs Washington State U	12/11/04	46-49	L	16-49	.327	10-19	.526	7-11	.636	10	26	36	36.1	11	13	15	2	6	49	69.4
UTAH STATE	12/18/04	62-84	L	30-59	.508	9-18	.500	15-24	.625	18	28	46	37.2	18	22	15	4	8	84	71.0
NORTH CAROLINA STATE	12/21/04	61-72	L	28-60	.467	5-28	.179	11-16	.688	10	25	35	37.0	14	13	10	3	8	72	71.1
at Weber State	12-23-04	79-61	W	22-53	.415	5-15	.333	12-16	.750	14	14	28	36.2	12	9	14	0	1	61	70.2
SOUTHERN UTAH UNIVERS	12/28/04	77-52	W	17-47	.362	6-15	.400	12-17	.706	11	20	31	35.8	19	12	15	2	8	52	68.7
SANTA CLARA	12/31/04	87-74	W	26-64	.406	12-26	.462	10-16	.625	19	18	37	35.8	31	16	17	1	5	74	69.1
at Saint Mary's (CA)	01/04/05	51-72	L	28-63	.444	7-18	.389	9-17	.529	15	23	38	36.0	13	18	16	2	12	72	69.3
SAN DIEGO STATE	01/08/05	57-59	L	25-62	.403	2-14	.143	7-12	.583	11	22	33	35.8	16	17	12	2	8	59	68.6
MONTANA STATE-BILLING	01/11/05	110-70	W	23-70	.329	14-36	.389	10-12	.833	18	21	39	36.0	23	14	23	6	8	70	68.7
at Colorado State	1-15-05	67-74	L	22-45	.489	4-13	.308	26-38	.684	10	29	39	36.2	17	15	16	7	6	74	69.0
at Wyoming Cowboys	1-17-05	71-83	L	32-63	.508	9-23	.391	10-20	.500	12	27	39	36.3	17	15	13	4	4	83	69.8
AIR FORCE	01/22/05	49-52	L	21-43	.488	7-16	.438	3-4	.750	2	19	21	35.5	13	13	8	1	12	52	68.8
NEW MEXICO	01/24/05	68-53	W	18-55	.327	5-15	.333	12-18	.667	10	24	34	35.5	15	9	11	1	4	53	68.1
UNIVERSITY OF UTAH	01/31/05	58-72	L	26-42	.619	2-8	.250	18-23	.783	7	20	27	35.0	20	13	16	6	5	72	68.2
Opponents		1433		520-1205	.432	140-403	.347	253-380	.666	255	481	736	35.0	364	300	293	64	149	1433	68.2
BYU Cougars		1416		500-1166	.429	143-396	.361	273-368	.742	236	502	738	35.1	381	271	308	75	126	1416	67.4

Games played: 21  
 Points/game: 68.2  
 FG Pct: 43.2  
 3FG Pct: 34.7  
 FT Pct: 66.6

Rebounds/game: 35.0  
 Assists/game: 14.3  
 Turnovers/game: 14.0  
 Assist/turnover ratio: 1.0  
 Steals/game: 7.1  
 Blocks/game: 3.0

2004-05 BYU Season Stats  
 BYU Cougars Game-by-Game Points-Rebounds-Assists (as of Feb 01, 2005)  
 All games

Opponent	Date	Score	WL	01	02	03	04	05	10	12	13	20
				HALL,MIKE	ROSE,MIKE	YOUNG,KEE	BURGESS,J	REISMAN,J	NASHIF,TE	REICHNER,	AINGE,AUS	BURGESS,S
vs North Carolina	11-22-04	50-86	L	10- 4- 0	5- 1- 0	9-10- 0	DNP	DNP	3- 1- 4	DNP	6- 1- 1	4- 1- 0
vs Stanford	11-23-04	53-62	L	7- 6- 2	8- 2- 0	6- 4- 0	DNP	DNP	7- 1- 1	DNP	0- 0- 0	0- 1- 1
vs Chaminade	11-24-04	77-56	W	14- 6- 5	5- 0- 3	14- 6- 0	DNP	2- 0- 0	4- 4- 5	0- 0- 0	2- 4- 2	8- 3- 0
CALIFORNIA	11/27/04	64-67	L	23- 4- 2	1- 3- 1	6- 6- 2	DNP	DNP	8- 8- 5	DNP	2- 1- 0	6- 1- 0
at Utah State	12/01/04	57-71	L	19- 5- 3	3- 0- 0	4- 9- 2	DNP	DNP	0- 0- 1	DNP	15- 2- 3	2- 1- 0
at USC	12/04/04	82-87	L	13- 2- 1	13- 3- 0	0- 4- 0	DNP	DNP	0- 3-10	DNP	7- 0- 2	DNP
BOISE STATE UNIVERSITY	12/08/04	90-77	W	21- 9- 5	19- 3- 1	11- 8- 0	DNP	DNP	1- 1- 0	DNP	14- 5- 5	DNP
vs Washington State Uni	12/11/04	46-49	L	3- 1- 2	15- 2- 1	2- 3- 0	DNP	DNP	0- 0- 0	DNP	16- 2- 4	0- 0- 0
UTAH STATE	12/18/04	62-84	L	4- 4- 1	14- 1- 0	8- 7- 0	DNP	DNP	0- 0- 4	DNP	21- 2- 3	5- 0- 0
NORTH CAROLINA STATE	12/21/04	61-72	L	18- 4- 3	9- 1- 1	2-10- 3	DNP	DNP	0- 0- 1	DNP	9- 4- 8	0- 1- 0
at Weber State	12-23-04	79-61	W	23- 2- 4	0- 0- 0	14- 6- 4	DNP	DNP	0- 0- 0	DNP	9- 4- 3	0- 0- 0
SOUTHERN UTAH UNIVERSIT	12/28/04	77-52	W	12- 4- 3	14- 1- 1	6- 4- 1	0- 1- 1	DNP	0- 3- 0	3- 1- 1	14- 3- 5	5- 1- 0
SANTA CLARA	12/31/04	87-74	W	10- 1- 2	26- 3- 5	2- 3- 0	DNP	DNP	0- 0- 0	DNP	9- 7- 7	0- 0- 0
at Saint Mary's (CA)	01/04/05	51-72	L	12- 2- 1	6- 3- 2	6- 4- 1	DNP	DNP	5- 1- 0	0- 0- 0	6- 1- 2	0- 0- 1
SAN DIEGO STATE	01/08/05	57-59	L	16- 6- 1	7- 6- 2	0- 1- 0	DNP	DNP	0- 0- 0	DNP	9- 6- 5	0- 1- 0
MONTANA STATE-BILLINGS	01/11/05	110-70	W	14- 5- 1	14- 2- 3	10- 6- 0	3- 0- 0	DNP	10- 2- 2	4- 2- 0	10- 2- 8	6- 3- 4
at Colorado State	1-15-05	67-74	L	11- 3- 4	6- 1- 2	2- 3- 0	DNP	DNP	0- 1- 0	DNP	25- 3- 6	0- 0- 1
at Wyoming Cowboys	1-17-05	71-83	L	16- 3- 1	13- 3- 0	10- 5- 1	DNP	DNP	DNP	0- 1- 0	2- 4- 3	3- 2- 1
AIR FORCE	01/22/05	49-52	L	13- 3- 2	4- 0- 1	14-11- 0	DNP	DNP	DNP	DNP	5- 6- 6	0- 0- 0
NEW MEXICO	01/24/05	68-53	W	16- 8- 2	21- 3- 1	14- 7- 0	DNP	DNP	3- 2- 3	0- 0- 0	0- 4- 8	0- 1- 1
UNIVERSITY OF UTAH	01/31/05	58-72	L	4- 1- 1	3- 1- 0	10- 4- 2	0- 1- 0	DNP	0- 0- 2	0- 0- 0	15- 0- 5	0- 0- 0

Opponent	Date	Score	WL	23	34	41	43	44	52	54
				BALDERSON	BURGESS,D	MEADS,GAR	DAWES,DER	PLAISTED,	JENSEN,JA	MILES,CHR
vs North Carolina	11-22-04	50-86	L	DNP	0- 0- 0	2- 9- 1	1- 0- 0	2- 3- 1	8- 3- 1	0- 5- 0
vs Stanford	11-23-04	53-62	L	DNP	DNP	9- 5- 0	4-10- 0	1- 4- 0	11- 2- 0	DNP
vs Chaminade	11-24-04	77-56	W	DNP	DNP	DNP	10- 6- 1	0- 0- 0	16- 5- 0	2- 0- 0
CALIFORNIA	11/27/04	64-67	L	DNP	0- 0- 0	DNP	4- 8- 0	DNP	12- 2- 2	2- 1- 0
at Utah State	12/01/04	57-71	L	6- 0- 0	DNP	0- 2- 0	0- 2- 0	0- 0- 0	8- 4- 1	0- 1- 0
at USC	12/04/04	82-87	L	22- 1- 4	DNP	10- 8- 1	10- 5- 0	0- 1- 0	3- 5- 0	4- 2- 0
BOISE STATE UNIVERSITY	12/08/04	90-77	W	3- 2- 1	DNP	4- 3- 2	2- 3- 0	DNP	13- 5- 1	2- 1- 0
vs Washington State Uni	12/11/04	46-49	L	0- 0- 0	DNP	2-10- 2	6- 7- 1	DNP	0- 0- 0	2- 2- 1
UTAH STATE	12/18/04	62-84	L	2- 0- 1	DNP	4- 1- 1	0- 4- 0	DNP	4- 1- 0	0- 5- 0
NORTH CAROLINA STATE	12/21/04	61-72	L	DNP	DNP	4- 1- 0	5- 3- 0	DNP	14- 3- 0	0- 2- 0
at Weber State	12-23-04	79-61	W	0- 1- 0	DNP	10- 6- 0	7- 2- 1	DNP	16- 5- 3	0- 0- 0
SOUTHERN UTAH UNIVERSIT	12/28/04	77-52	W	11- 0- 2	DNP	DNP	10- 9- 1	DNP	2- 3- 0	0- 1- 3
SANTA CLARA	12/31/04	87-74	W	0- 1- 0	DNP	DNP	5- 5- 1	DNP	23- 5- 1	12- 3- 3
at Saint Mary's (CA)	01/04/05	51-72	L	5- 0- 0	DNP	DNP	9-10- 0	DNP	2- 7- 1	0- 2- 0
SAN DIEGO STATE	01/08/05	57-59	L	2- 1- 0	DNP	5- 6- 0	0- 3- 0	DNP	10- 7- 0	8- 5- 0
MONTANA STATE-BILLINGS	01/11/05	110-70	W	9- 3- 2	DNP	7-11- 1	DNP	DNP	16- 7- 0	7- 3- 2
at Colorado State	1-15-05	67-74	L	0- 0- 0	DNP	4- 4- 0	2- 2- 0	DNP	9-10- 0	8- 7- 1
at Wyoming Cowboys	1-17-05	71-83	L	9- 4- 0	DNP	3- 2- 0	11- 3- 0	DNP	4- 4- 1	0- 0- 0
AIR FORCE	01/22/05	49-52	L	5- 2- 2	DNP	6- 1- 0	0- 1- 0	DNP	2- 3- 0	DNP
NEW MEXICO	01/24/05	68-53	W	0- 3- 0	DNP	0- 0- 1	14-10- 2	DNP	DNP	0- 1- 0
UNIVERSITY OF UTAH	01/31/05	58-72	L	13- 2- 0	DNP	4- 4- 0	4- 2- 0	DNP	5- 3- 0	0- 0- 0

2004-05 BYU Season Stats  
 BYU Cougars Game-by-Game Highs (as of Feb 01, 2005)  
 All games

Opponent	Date	Score	WL	POINTS	REBOUNDS	ASSISTS	STEALS	BLOCKED SHOTS
vs North Carolina	11-22-04	50-86	L	10-HALL, Mike	10-YOUNG, Keena	4-NASHIF, Terry	2-MEADS, Garner	1-MILES, Chris YOUNG, Keena HALL, Mike MEADS, Garner
vs Stanford	11-23-04	53-62	L	11-JENSEN, Jared	10-DAWES, Derek	2-HALL, Mike	1-HALL, Mike JENSEN, Jared NASHIF, Terry	1-MEADS, Garner
vs Chaminade	11-24-04	77-56	W	16-JENSEN, Jared	6-YOUNG, Keena DAWES, Derek HALL, Mike	5-HALL, Mike NASHIF, Terry	4-HALL, Mike	3-BURGESS, Sam
CALIFORNIA	11/27/04	64-67	L	23-HALL, Mike	8-DAWES, Derek NASHIF, Terry	5-NASHIF, Terry	3-HALL, Mike	3-DAWES, Derek
at Utah State	12/01/04	57-71	L	19-HALL, Mike	9-YOUNG, Keena	3-HALL, Mike AINGE, Austin	2-AINGE, Austin YOUNG, Keena JENSEN, Jared	2-MEADS, Garner YOUNG, Keena
at USC	12/04/04	82-87	L	22-BALDERSON, Ji	8-MEADS, Garner	10-NASHIF, Terry	1-NASHIF, Terry HALL, Mike MEADS, Garner MILES, Chris AINGE, Austin	1-DAWES, Derek
BOISE STATE UNIVERSITY	12/08/04	90-77	W	21-HALL, Mike	9-HALL, Mike	5-HALL, Mike AINGE, Austin	2-JENSEN, Jared	2-MILES, Chris
vs Washington State Unive	12/11/04	46-49	L	16-AINGE, Austin	10-MEADS, Garner	4-AINGE, Austin	3-ROSE, Mike	2-DAWES, Derek
UTAH STATE	12/18/04	62-84	L	21-AINGE, Austin	7-YOUNG, Keena	4-NASHIF, Terry	2-ROSE, Mike	3-MILES, Chris
NORTH CAROLINA STATE	12/21/04	61-72	L	18-HALL, Mike	10-YOUNG, Keena	8-AINGE, Austin	3-HALL, Mike	1-MILES, Chris
at Weber State	12-23-04	79-61	W	23-HALL, Mike	6-YOUNG, Keena MEADS, Garner	4-HALL, Mike YOUNG, Keena	4-AINGE, Austin	2-YOUNG, Keena
SOUTHERN UTAH UNIVERSITY	12/28/04	77-52	W	14-AINGE, Austin ROSE, Mike	9-DAWES, Derek	5-AINGE, Austin	3-AINGE, Austin	2-DAWES, Derek
SANTA CLARA	12/31/04	87-74	W	26-ROSE, Mike	7-AINGE, Austin	7-AINGE, Austin	2-HALL, Mike AINGE, Austin	3-MILES, Chris
at Saint Mary's (CA)	01/04/05	51-72	L	12-HALL, Mike	10-DAWES, Derek	2-ROSE, Mike AINGE, Austin	2-AINGE, Austin	1-JENSEN, Jared MILES, Chris YOUNG, Keena
SAN DIEGO STATE	01/08/05	57-59	L	16-HALL, Mike	7-JENSEN, Jared	5-AINGE, Austin	4-AINGE, Austin	1-MILES, Chris
MONTANA STATE-BILLINGS	01/11/05	110-70	W	16-JENSEN, Jared	11-MEADS, Garner	8-AINGE, Austin	3-BURGESS, Sam NASHIF, Terry	2-YOUNG, Keena
at Colorado State	1-15-05	67-74	L	25-AINGE, Austin	10-JENSEN, Jared	6-AINGE, Austin	2-AINGE, Austin	1-MILES, Chris JENSEN, Jared
at Wyoming Cowboys	1-17-05	71-83	L	16-HALL, Mike	5-YOUNG, Keena	3-AINGE, Austin	2-HALL, Mike AINGE, Austin	2-DAWES, Derek YOUNG, Keena
AIR FORCE	01/22/05	49-52	L	14-YOUNG, Keena	11-YOUNG, Keena	6-AINGE, Austin	1-HALL, Mike ROSE, Mike	3-HALL, Mike
NEW MEXICO	01/24/05	68-53	W	21-ROSE, Mike	10-DAWES, Derek	8-AINGE, Austin	1-YOUNG, Keena ROSE, Mike HALL, Mike DAWES, Derek NASHIF, Terry AINGE, Austin	4-DAWES, Derek
UNIVERSITY OF UTAH	01/31/05	58-72	L	15-AINGE, Austin	4-YOUNG, Keena MEADS, Garner	5-AINGE, Austin	2-HALL, Mike YOUNG, Keena	2-HALL, Mike

2004-05 BYU Season Stats  
 BYU Cougars High/Low Analysis (as of Feb 01, 2005)  
 All games

BYU Cougars - TEAM GAME HIGHS

POINTS.....	110	vs Montana State-Billings (01/11/05)
	90	vs Boise State University (12/08/04)
	87	vs Santa Clara (12/31/04)
	82	at USC (12/04/04)
	79	at Weber State (12-23-04)
FIELD GOALS MADE.....	40	vs Montana State-Billings (01/11/05)
	32	at Weber State (12-23-04)
FIELD GOAL ATTEMPTS.....	73	vs Montana State-Billings (01/11/05)
	69	at Colorado State (1-15-05)
FIELD GOAL PERCENTAGE.....	.604 (32-53)	at Weber State (12-23-04)
	.548 (40-73)	vs Montana State-Billings (01/11/05)
3 PT FIELD GOALS MADE.....	13	at USC (12/04/04)
	12	vs Southern Utah University (12/28/04)
3 PT FG ATTEMPTS.....	30	at Colorado State (1-15-05)
	25	vs Washington State University (12/11/04)
	25	at USC (12/04/04)
3 PT FG PERCENTAGE.....	.625 (10-16)	vs Montana State-Billings (01/11/05)
	.571 (12-21)	vs Southern Utah University (12/28/04)
FREE THROWS MADE.....	33	vs Santa Clara (12/31/04)
	23	vs Boise State University (12/08/04)
FREE THROW ATTEMPTS.....	36	vs Santa Clara (12/31/04)
	31	vs Boise State University (12/08/04)
FREE THROW PERCENTAGE.....	1.000 (10-10)	vs Chaminade (11-24-04)
	1.000 ( 9-9 )	at Weber State (12-23-04)
	1.000 ( 3-3 )	at Saint Mary's (CA) (01/04/05)
REBOUNDS.....	47	vs Montana State-Billings (01/11/05)
	47	vs San Diego State (01/08/05)
ASSISTS.....	23	vs Montana State-Billings (01/11/05)
	19	vs Santa Clara (12/31/04)
STEALS.....	12	vs Montana State-Billings (01/11/05)
	10	vs Chaminade (11-24-04)
BLOCKED SHOTS.....	7	vs Utah State (12/18/04)
	5	vs New Mexico (01/24/05)
	5	at Wyoming Cowboys (1-17-05)
	5	vs Santa Clara (12/31/04)
	5	at Utah State (12/01/04)
	5	vs CALIFORNIA (11/27/04)
	5	vs Chaminade (11-24-04)
TURNOVERS.....	27	vs North Carolina (11-22-04)
	25	at Saint Mary's (CA) (01/04/05)
FOULS.....	29	at Colorado State (1-15-05)
	22	vs University of Utah (01/31/05)
	22	vs Utah State (12/18/04)

2004-05 BYU Season Stats  
 BYU Cougars High/Low Analysis (as of Feb 01, 2005)  
 All games

Opponent - GAME HIGHS

POINTS.....	87	at USC (12/04/04)
	86	vs North Carolina (11-22-04)
	84	vs Utah State (12/18/04)
	83	at Wyoming Cowboys (1-17-05)
	77	vs Boise State University (12/08/04)
FIELD GOALS MADE.....	32	at Wyoming Cowboys (1-17-05)
	32	at USC (12/04/04)
FIELD GOAL ATTEMPTS.....	74	vs Boise State University (12/08/04)
	70	vs Montana State-Billings (01/11/05)
FIELD GOAL PERCENTAGE.....	.619 (26-42)	vs University of Utah (01/31/05)
	.508 (30-59)	vs Utah State (12/18/04)
3 PT FIELD GOALS MADE.....	14	vs Montana State-Billings (01/11/05)
	12	vs Santa Clara (12/31/04)
3 PT FG ATTEMPTS.....	36	vs Montana State-Billings (01/11/05)
	28	vs North Carolina State (12/21/04)
	28	vs Boise State University (12/08/04)
3 PT FG PERCENTAGE.....	.526 (10-19)	vs Washington State University (12/11/04)
	.500 ( 9-18)	vs Utah State (12/18/04)
FREE THROWS MADE.....	26	at Colorado State (1-15-05)
	18	vs University of Utah (01/31/05)
	18	at Utah State (12/01/04)
	18	vs Stanford (11-23-04)
	18	vs North Carolina (11-22-04)
FREE THROW ATTEMPTS.....	38	at Colorado State (1-15-05)
	25	vs Stanford (11-23-04)
FREE THROW PERCENTAGE.....	.833 (10-12)	vs Montana State-Billings (01/11/05)
	.783 (18-23)	vs University of Utah (01/31/05)
	.783 (18-23)	at Utah State (12/01/04)
	.783 (18-23)	vs North Carolina (11-22-04)
REBOUNDS.....	46	vs Utah State (12/18/04)
	45	vs CALIFORNIA (11/27/04)
ASSISTS.....	22	vs Utah State (12/18/04)
	21	at USC (12/04/04)
STEALS.....	15	vs North Carolina (11-22-04)
	12	vs Air Force (01/22/05)
	12	at Saint Mary's (CA) (01/04/05)
BLOCKED SHOTS.....	7	at Colorado State (1-15-05)
	6	vs University of Utah (01/31/05)
	6	vs Montana State-Billings (01/11/05)
TURNOVERS.....	23	vs Montana State-Billings (01/11/05)
	21	vs Chaminade (11-24-04)
FOULS.....	31	vs Santa Clara (12/31/04)
	23	vs Montana State-Billings (01/11/05)
	23	vs Stanford (11-23-04)

2004-05 BYU Season Stats  
 BYU Cougars High/Low Analysis (as of Feb 01, 2005)  
 All games

BYU Cougars - GAME LOWS

POINTS.....	46	vs Washington State University (12/11/04)
	49	vs Air Force (01/22/05)
	50	vs North Carolina (11-22-04)
	51	at Saint Mary's (CA) (01/04/05)
	53	vs Stanford (11-23-04)
FIELD GOALS MADE.....	17	vs Stanford (11-23-04)
	17	vs Washington State University (12/11/04)
FIELD GOAL ATTEMPTS.....	42	vs Air Force (01/22/05)
	44	vs University of Utah (01/31/05)
FIELD GOAL PERCENTAGE.....	.316 (18-57)	vs North Carolina (11-22-04)
	.328 (21-64)	vs CALIFORNIA (11/27/04)
3 PT FIELD GOALS MADE.....	3	vs San Diego State (01/08/05)
	4	vs Stanford (11-23-04)
	4	at Wyoming Cowboys (1-17-05)
3 PT FG ATTEMPTS.....	11	at Weber State (12-23-04)
	11	vs University of Utah (01/31/05)
3 PT FG PERCENTAGE.....	.158 ( 3-19)	vs San Diego State (01/08/05)
	.222 ( 4-18)	at Wyoming Cowboys (1-17-05)
FREE THROWS MADE.....	3	at Saint Mary's (CA) (01/04/05)
	3	vs Air Force (01/22/05)
FREE THROW ATTEMPTS.....	3	at Saint Mary's (CA) (01/04/05)
	8	at Utah State (12/01/04)
	8	vs Air Force (01/22/05)
FREE THROW PERCENTAGE.....	.375 ( 3-8 )	vs Air Force (01/22/05)
	.571 ( 8-14)	vs North Carolina (11-22-04)
REBOUNDS.....	20	vs University of Utah (01/31/05)
	27	at Weber State (12-23-04)
ASSISTS.....	4	vs Stanford (11-23-04)
	7	at Wyoming Cowboys (1-17-05)
STEALS.....	2	vs Air Force (01/22/05)
	3	vs Stanford (11-23-04)
BLOCKED SHOTS.....	1	vs Stanford (11-23-04)
	1	at USC (12/04/04)
	1	vs North Carolina State (12/21/04)
	1	vs San Diego State (01/08/05)
TURNOVERS.....	8	vs CALIFORNIA (11/27/04)
	8	at Weber State (12-23-04)
FOULS.....	12	vs Air Force (01/22/05)
	13	vs San Diego State (01/08/05)

2004-05 BYU Season Stats  
 BYU Cougars High/Low Analysis (as of Feb 01, 2005)  
 All games

Opponent - GAME LOWS

POINTS.....	49	vs Washington State University (12/11/04)
	52	vs Southern Utah University (12/28/04)
	52	vs Air Force (01/22/05)
	53	vs New Mexico (01/24/05)
	56	vs Chaminade (11-24-04)
FIELD GOALS MADE.....	16	vs Washington State University (12/11/04)
	17	vs Southern Utah University (12/28/04)
FIELD GOAL ATTEMPTS.....	42	vs University of Utah (01/31/05)
	43	vs Air Force (01/22/05)
FIELD GOAL PERCENTAGE.....	.327 (16-49)	vs Washington State University (12/11/04)
	.327 (18-55)	vs New Mexico (01/24/05)
3 PT FIELD GOALS MADE.....	2	vs Stanford (11-23-04)
	2	vs San Diego State (01/08/05)
	2	vs University of Utah (01/31/05)
3 PT FG ATTEMPTS.....	8	vs University of Utah (01/31/05)
	9	vs CALIFORNIA (11/27/04)
3 PT FG PERCENTAGE.....	.143 ( 2-14)	vs San Diego State (01/08/05)
	.176 ( 3-17)	at Utah State (12/01/04)
FREE THROWS MADE.....	3	vs Air Force (01/22/05)
	6	vs Chaminade (11-24-04)
FREE THROW ATTEMPTS.....	4	vs Air Force (01/22/05)
	11	vs Washington State University (12/11/04)
FREE THROW PERCENTAGE.....	.462 ( 6-13)	vs Chaminade (11-24-04)
	.500 (10-20)	at Wyoming Cowboys (1-17-05)
REBOUNDS.....	21	vs Air Force (01/22/05)
	27	vs University of Utah (01/31/05)
ASSISTS.....	6	vs CALIFORNIA (11/27/04)
	9	at Weber State (12-23-04)
	9	vs New Mexico (01/24/05)
STEALS.....	1	at Weber State (12-23-04)
	2	vs Boise State University (12/08/04)
BLOCKED SHOTS.....	0	at Weber State (12-23-04)
	1	vs North Carolina (11-22-04)
	1	vs Santa Clara (12/31/04)
	1	vs Air Force (01/22/05)
	1	vs New Mexico (01/24/05)
TURNOVERS.....	8	vs Air Force (01/22/05)
	9	at Utah State (12/01/04)
FOULS.....	11	at Utah State (12/01/04)
	11	vs Washington State University (12/11/04)

2004-05 BYU Season Stats  
 BYU Cougars High/Low Analysis (as of Feb 01, 2005)  
 All games

BYU Cougars - INDIVIDUAL GAME HIGHS

POINTS.....	26	ROSE, Mike vs Santa Clara (12/31/04)
	25	AINGE, Austin at Colorado State (1-15-05)
	23	JENSEN, Jared vs Santa Clara (12/31/04)
	23	HALL, Mike at Weber State (12-23-04)
	23	HALL, Mike vs CALIFORNIA (11/27/04)
FIELD GOALS MADE.....	9	HALL, Mike at Weber State (12-23-04)
	8	AINGE, Austin at Colorado State (1-15-05)
	8	JENSEN, Jared at Weber State (12-23-04)
	8	HALL, Mike vs CALIFORNIA (11/27/04)
FIELD GOAL ATT.....	18	HALL, Mike vs New Mexico (01/24/05)
	18	HALL, Mike vs CALIFORNIA (11/27/04)
FG PCT (min 5 made).....	.857 ( 6-7 )	DAWES, Derek vs New Mexico (01/24/05)
	.778 ( 7-9 )	YOUNG, Keena vs Air Force (01/22/05)
	.778 ( 7-9 )	JENSEN, Jared vs Santa Clara (12/31/04)
3 PT FG MADE.....	6	ROSE, Mike vs Boise State University (12/08/04)
	5	ROSE, Mike vs New Mexico (01/24/05)
	5	AINGE, Austin at Colorado State (1-15-05)
	5	HALL, Mike at Weber State (12-23-04)
	5	BALDERSON, Jimmy at USC (12/04/04)
3 PT FG ATTEMPTS.....	9	ROSE, Mike vs New Mexico (01/24/05)
	9	AINGE, Austin at Colorado State (1-15-05)
	9	ROSE, Mike at Colorado State (1-15-05)
	9	ROSE, Mike vs Washington State University (12/11/04)
	9	ROSE, Mike vs Boise State University (12/08/04)
	9	AINGE, Austin at Utah State (12/01/04)
3-PT FG PCT (min 2 made).....	1.000 ( 2-2 )	NASHIF, Terry vs Montana State-Billings (01/11/05)
	.800 ( 4-5 )	AINGE, Austin vs Southern Utah University (12/28/04)
FREE THROWS MADE.....	9	JENSEN, Jared vs Santa Clara (12/31/04)
	8	HALL, Mike vs San Diego State (01/08/05)
	8	ROSE, Mike vs Santa Clara (12/31/04)
FREE THROW ATT.....	11	ROSE, Mike vs Santa Clara (12/31/04)
	11	DAWES, Derek vs Southern Utah University (12/28/04)
FT PCT (min 5 made).....	1.000 ( 9-9 )	JENSEN, Jared vs Santa Clara (12/31/04)
	1.000 ( 8-8 )	HALL, Mike vs San Diego State (01/08/05)
	1.000 ( 6-6 )	JENSEN, Jared vs North Carolina State (12/21/04)
REBOUNDS.....	11	YOUNG, Keena vs Air Force (01/22/05)
	11	MEADS, Garner vs Montana State-Billings (01/11/05)
ASSISTS.....	10	NASHIF, Terry at USC (12/04/04)
	8	AINGE, Austin vs New Mexico (01/24/05)
	8	AINGE, Austin vs Montana State-Billings (01/11/05)
	8	AINGE, Austin vs North Carolina State (12/21/04)
STEALS.....	4	AINGE, Austin vs San Diego State (01/08/05)
	4	AINGE, Austin at Weber State (12-23-04)
	4	HALL, Mike vs Chaminade (11-24-04)
BLOCKED SHOTS.....	4	DAWES, Derek vs New Mexico (01/24/05)
	3	HALL, Mike vs Air Force (01/22/05)
	3	MILES, Chris vs Santa Clara (12/31/04)
	3	MILES, Chris vs Utah State (12/18/04)
	3	DAWES, Derek vs CALIFORNIA (11/27/04)
	3	BURGESS, Sam vs Chaminade (11-24-04)
TURNOVERS.....	8	NASHIF, Terry vs North Carolina (11-22-04)
FOULS.....	5	DAWES, Derek vs University of Utah (01/31/05)
	5	HALL, Mike at Colorado State (1-15-05)