

No. 19 All-Time Wins • 36th All-Time Winning Percentage • 2 National Titles • 26 Conference Titles • 21 NCAA Tournaments • 30 Postseason Invitations
 1 National Player of the Year • 2 Basketball Hall of Fame Inductees • 40 All-America Citations • 43 NBA Draft Selections • 96 All-Conference Citations

2004-05 COUGAR BASKETBALL

Game 25 — BYU vs. Colorado State

2004-05 BYU SCHEDULE / RESULTS

NOVEMBER

5 (Fri.)	BYU-Hawaii (exhibition)	85-70	W
12 (Fri.)	Calgary (exhibition)	86-52	W
22-24	EA Sports Maui Invitational in Maui, Hawaii		
22 (Mon.)	vs. North Carolina (ESPN2)	50-86	L
23 (Tue.)	vs. Stanford	53-62	L
24 (Wed.)	vs. Chaminade	77-56	W
27 (Sat.)	California (Comcast)	64-67	L

DECEMBER

1 (Wed.)	@ Utah State (KJZZ)	57-71	L
4 (Sat.)	@ USC (Fox Sports Net 2)	82-87	L
8 (Wed.)	Boise State (KBCL-TV)	90-77	W
11 (Sat.)	vs. Wash. St. @ Delta Center	46-49	L
18 (Sat.)	Utah State (SWP)	62-84	L
21 (Tue.)	North Carolina St (SWP/FNSN)	61-72	L
23 (Thu.)	@ Weber State	79-61	W
28 (Tue.)	Southern Utah	77-52	W
31 (Fri.)	Santa Clara	87-74	W

JANUARY

4 (Tue.)	@ Saint Mary's (Comcast)	51-72	L
8 (Sat.)	*San Diego State (SWP-KSL)	57-59	L
11 (Tue.)	Montana State-Billings	110-70	W
15 (Sat.)	*@ Colorado State (ESPN+)	67-74	L
17 (Mon.)	*@ Wyoming (ESPN)	71-83	L
22 (Sat.)	*Air Force (ABC)	49-52	L
24 (Mon.)	*New Mexico (SWP-UPN)	68-53	W
31 (Mon.)	*Utah (ESPN)	58-72	L

FEBRUARY

5 (Sat.)	*@ UNLV (ESPN+)	82-72 (OT)	W
7 (Mon.)	*@ San Diego St. (SWP-UPN)	58-66	L
12 (Sat.)	*Wyoming (SWP-KSL)	58-59	L
14 (Mon.)	*Colorado State (SWP-UPN)	8 p.m.	
19 (Sat.)	*@ New Mexico (SWP-KSL)	7 p.m.	
21 (Mon.)	*@ Air Force (SWP-UPN)	7 p.m.	
26 (Sat.)	*@ Utah (ESPN+)	1 p.m.	

MARCH

5 (Sat.)	*UNLV (SWP-KSL)	7 p.m.	
10-12	@ MWC Tournament, Denver (ESPN, ERT)		

Times are local to site and subject to change

BYU HOSTS COLORADO STATE MONDAY AT 8 P.M.

BYU (8-16, 2-7 MWC) will host the Colorado State Rams (9-13, 1-8 MWC) Monday at 8 p.m. in the Marriott Center. The game is a SportsWest telecast aired on UPN-Z24 in Utah and is available via ESPN FULL COURT. The radio broadcast can be heard on KSL Newsradio 1160 (KSL.com).

UP NEXT FOR THE COUGARS

The Cougars go on the road to face New Mexico and Air Force, playing the Lobos Saturday at 7 p.m. (SportsWest KSL-TV) and the Falcons Monday at 7 p.m. (SportsWest UPN-Z24).

COUGAR QUICK HITS

- BYU (8-16, 2-7 MWC) is 5-7 at home, 2-6 away and 1-3 on a neutral floor. BYU's non-league schedule this season included four Pac-10 opponents and two ACC teams. The Cougars have faced three top-25 teams this season (North Carolina, North Carolina State, Utah).
- BYU looks to avoid a fourth three-game losing skid this season with a victory over CSU Monday.
- Nine of BYU's losses have been single-digit setbacks, including six by five points or less and five defeats of three-points or less. All eight BYU wins have been double-digit victories, including its OT win over UNLV.
- BYU coach Steve Cleveland will pass Frank Arnold (1975-83) and move into fourth place on BYU's all-time victory list with a win against CSU Monday. He tied Arnold with the victory at UNLV.
- BYU coach Steve Cleveland has utilized 15 different starting lineups this season while dealing with injuries and inconsistent play from an inexperienced roster. He has used the same lineup the last five games – the first time this year the same five players have started even three consecutive games.
- The 10 BYU players averaging double-digit minutes this season include six sophomores, three seniors and one freshman. Only three players – seniors Mike Hall and Jared Jensen and sophomore Garner Meads – averaged more than 10 minutes during a prior season as a Cougar. Of BYU's freshmen top-20 signing class, only F/C Chris Miles is currently playing as David Burgess (ankles) and Trent Plaisted (knees) are out while top guard prospect and Arizona Player of the Year Lee Cummard has not been with the team this year after opting to serve an LDS Church mission. After returning early, he will join BYU next season.
- Senior guard Mike Hall leads BYU in scoring at 13.7 ppg. Sophomore point guard Austin Ainge contributes 9.5 ppg while sophomore guard Mike Rose adds 8.9 ppg. Ainge leads BYU with 4.0 assists (3rd in MWC; 4.9 apg in league games is 2nd in MWC). Sophomore transfer Keena Young pulls down a team-best 5.7 rebounds with sophomore center Derek Dawes adding 5.0 rpg.
- BYU shoots .423 from the floor, .361 from three and .731 (No. 2 MWC) from the line while averaging 67.2 ppg. BYU opponents have shot .433 (FG) and .338 (3FG) while scoring 67.9 ppg. BYU opponents hold a slight 35.3 to 35.1 advantage on the boards.

BYU GAME #25 FAST FACTS

BYU COUGARS (8-16 2-7 MWC) vs. COLORADO STATE RAMS (9-13, 1-8 MWC)

MONDAY, FEB. 14, 2005
 MARRIOTT CENTER (22,700)
 PROVO, UTAH 8:07 p.m. MST

Coaches: .BYU, Steve Cleveland (137-103 in eighth season; same overall)

.....CSU, Dale Layer (68-74 in sixth season; 235-161 in 15th year overall)

Series: ...BYU leads, 77-45 (Rams won the first meeting, 74-67, in Fort Collins earlier this year)

TV:SportsWest (UPN-Z24 in Utah and available nationally via ESPN FULL COURT with Dave McCann calling play-by-play with Blaine Fowler adding analysis)

Radio: ...KSL 1160, BYU Sports Network (Greg Wrubell calls play-by-play with Mark Durrant adding commentary)

Web:Live audio and live stats are available at byucougars.com/basketball_m/ (see upcoming schedule)

BYU'S PROJECTED STARTERS:

POS.	#	NAME	HT.	WT.	YR.	HOMETOWN / LAST TEAM	PPG	RPG	NOTE
F	3	Keena Young	6-6	205	So.	Beaumont, TX / South Plains College	7.3	5.7	Sophomore transfer leads the team in rebounds
C	43	Derek Dawes	6-11	265	So.	Salt Lake City, UT / Cottonwood HS	5.2	5.0	Has nine starts this year, including the last five games
G/F	23	Jimmy Balderson	6-6	200	So.	Magrath, Alberta / Magrath HS	7.1	1.8	Averaging 15.3 ppg over the last four outings
G/F	1	Mike Hall	6-3	205	Sr.	San Bernardino, CA / Dixie State College	13.7	3.7	Top returning scorer; 2004 MWC Defender of the Year
G	13	Austin Ainge	6-2	180	So.	Gilbert, AZ / Highland HS	9.5	2.9	Adds 4.0 apg No. 3 in MWC (4.9 apg No. 2/ MWC games)

BYU OFF THE BENCH:

POS.	#	NAME	HT.	WT.	YR.	HOMETOWN / LAST TEAM	PPG	RPG	NOTE
G	2	Mike Rose	6-2	185	So.	Houston, TX / Spring Woods HS	8.9	1.8	Leads team and is 2nd in MWC with 51 three-pointers
F	4	Joshua Burgess	6-8	230	Jr.	Irvine, CA / Irvine Valley College	1.0	0.7	Has seen late action in three games, last vs. Utah
G	10	Terry Nashif	5-10	165	Sr.	Vancouver, WA / Evergreen HS	1.9	1.3	Senior captain adds 1.7 assists per game
G	12	Brock Reichner	6-4	205	Jr.	Provo, UT / Salt Lake Community College	1.0	0.6	Walkon transfer has appeared in six games this year
G	20	Sam Burgess	6-3	190	So.	Alpine, UT / Snow College	1.8	0.8	Has seen action at both guard positions
F	41	Garner Meads	6-8	225	So.	Salt Lake City, UT / Brighton HS	4.4	4.3	Has missed seven games due to injury, including last two
F/C	52	Jared Jensen	6-9	250	Sr.	West Haven, UT / Fremont HS	8.3	4.1	Leads BYU in FG% at .555; has 18 starts this year
F/C	54	Chris Miles	6-11	235	Fr.	Provo, UT / Timpview HS	2.5	2.5	Freshman has played in 22 of 24 games



BYU SERIES RECORD VS.

COLORADO STATE

Overall Series Record: BYU leads 77-45
 BYU Record in Provo: 50-10
 BYU Record in Fort Collins: 26-32
 BYU Record at Neutral Sites: 1-3
 BYU Record under Steve Cleveland: 7-7
 BYU Record in Overtime Games: 4-3* (1-1 Hm, 3-1 Rd, 0-1 Neutral)
 * 1-0 in 2OT (1971, won 98-92 in Ft. Collins)
 Last Overtime Game: 2003, CSU 86, BYU 80
 at MWC Tournament in Las Vegas
 Longest BYU Win Streak: 9 (two times 1985-89, 1991-94)
 Longest CSU Win Streak: 7 (1960-70)
 Largest BYU Margin of Victory: 39, 91-52 in 1939
 Largest CSU Margin of Victory: 25, 74-49 in 1958
 Most Points Scored by BYU: 105 in 1972
 Most Points Scored by CSU: 100 in 1996

RECENT SERIES HISTORY

1-30-84	Colorado State	73-57	W
2-23-84	at Colorado State	65-70	L
1-19-85	at Colorado State	65-64	W
2-14-85	Colorado State	77-69	W
1-17-86	at Colorado State	68-63	W
2-27-86	Colorado State	86-76	W
1-2-87	Colorado State (OT)	75-67	W
1-31-87	at Colorado State	51-49	W
2-13-88	Colorado State	86-80	W
2-23-88	at Colorado State	75-67	W
1-21-89	at Colorado State	84-69	W
3-4-89	Colorado State	72-89	L
1-27-90	Colorado State	67-52	W
3-1-90	at Colorado State	57-59	L
1-17-91	at Colorado State	72-55	W
1-31-91	Colorado State	69-52	W
3-7-91	Colorado State	72-51	W
1-11-92	Colorado State	72-51	W
1-25-92	at Colorado State (OT)	79-74	W
1-28-93	at Colorado State	70-63	W
2-4-93	Colorado State	81-57	W
1-29-94	Colorado State	79-66	W
2-5-94	at Colorado State (OT)	72-70	W
1-19-95	at Colorado State	72-80	L
2-9-95	Colorado State	76-68	W
3-9-95	vs. Colorado State**	73-75	L
1-20-96	Colorado State	76-78	L
2-8-96	at Colorado State	76-81	L
3-7-96	vs. Colorado State+	84-100	L
1-22-98	Colorado State	44-55	L
2-12-98	at Colorado State	74-83	L
1-22-00	Colorado State	68-47	W
2-24-00	at Colorado State	54-68	L
1-20-01	at Colorado State	55-60	L
2-17-01	Colorado State	68-51	W
2-4-02	Colorado State	57-52	W
3-2-02	at Colorado State(OT)	75-79	L
2-10-03	at Colorado State	77-68	W
3-08-03	Colorado State	67-55	W
3-14-03	vs. Colorado State(OT)+	80-86	L
1-17-04	Colorado State	82-53	W
2-16-04	at Colorado State	79-73	W
1-15-05	at Colorado State	67-74	L

* Skyline Tournament
 ** WAC Tournament
 + MWC Tournament

LOOKING AT COLORADO STATE

The Rams return four starters and eight lettermen from last year's 13-16 team that tied for seventh in the MWC with a 4-10 record. This year CSU is 9-13 overall and 1-8 in league play with their only conference win coming in the first meeting between the Rams and the Cougars in Fort Collins. The Rams have lost their last seven games and are 0-10 on the road. CSU is led by senior center Matt Nelson. The 7-foot-1 All-MWC performer ranks sixth in the nation with his 63.2 percent accuracy from the floor while scoring 15.3 points per game. He also adds a team-best 5.5 rebounds. Senior forward Matt Williams, who missed the first game against BYU this year due to injury, is second on the team in scoring with 11.6 ppg and third in rebounds, pulling down an average of 4.2 boards per game. Freshman 7-footer Jason Smith has earned seven starting assignments and is third in scoring (9.9) and second in rebounds (5.3). CSU averages 70 points while allowing 68. The Rams are a good shooting team, making 47 percent of their attempts from the floor overall. CSU shoots .347 from long range and .705 from the line. Ram opponents have shot .395 from the field and .300 on threes. CSU wins the battle of the boards by an average of 35.8 to 33.5.

LAST OUTING - BOGUT LEADS UTES OVER RAMS IN SLC

SALT LAKE CITY - Andrew Bogut scored a career-high 33 points and grabbed 16 rebounds to lead No. 15 Utah to its 16th straight victory, 64-50 over Colorado State on Saturday night. Bogut, who also blocked five shots, missed his first two free throws and then made 17 in a row for the Utes (21-3, 9-0 Mountain West), whose winning streak is the second-longest in the nation behind top-ranked Illinois (25-0). Marc Jackson had nine points, and Justin Hawkins added eight for Utah. Matt Williams scored 17 points for the Rams (9-13, 1-8), who lost their seventh straight game overall and 18th straight on the road. Matt Nelson scored in double figures for the 20th straight game, finishing with 12 points before fouling out with 12:29 left. Williams made two free throws to cut Utah's lead to 55-50 with 2:36 left, but Bryant Markson countered with a 3-pointer that sparked a game-closing 9-0 run. The Utes went on a 12-2 run that featured dunks by Bogut, Markson and Richard Chaney to take a 47-30 lead midway through the second half. But Utah stopped getting the ball to Bogut, and the Rams battled back behind all five of their 3-pointers in a 5-minute span. After blocking Nelson's shot, Bogut made a layup and drew Nelson's fifth foul. Bogut leads the nation in double-doubles with 16. Utah has won by an average of 17 points during its streak. The Utes' last loss came against Arizona on Dec. 11. Williams returned to the lineup after missing three games with a sprained knee. Jason Smith, a 7-footer, sat out with a strained hamstring. Colorado State's current losing streak began with a 75-52 loss to Utah on Jan. 17.

COLORADO STATE'S PROJECTED STARTERS

Pos.	#	Name	Wt.	Ht.	Yr.	PPG	RPG
F	42	Matt Williams	215	6-6	Sr.	11.6	4.2
C	34	Stuart Creason	260	7-0	Fr.	4.4	3.1
C	54	Matt Nelson	265	7-1	Sr.	15.3	5.5
G	1	Sean Morris	165	5-10	Fr.	6.7	2.7
G	32	Michael Morris	210	6-3	Jr.	7.8	3.5

SERIES NOTES

Monday's game will be the 123rd meeting between the two schools. BYU leads the series 77-45. The Rams hold a 32-26 advantage in Fort Collins while the Cougars own a 50-10 record in Provo. Last year, BYU swept the regular-season series for the second consecutive year, beating the Rams in Fort Collins and again in Provo. CSU has a 3-1 advantage in neutral court games. Before losing at CSU earlier this season, BYU had won the last two games in Fort Collins, ending a six-game losing streak in Moby Arena dating back to 1994. The Cougars have won six of the last nine games overall. BYU has won five straight in Provo since CSU swept the series in 1998, winning in Provo, 55-44, on Jan. 22. The two teams did not meet in 1999. Steve Cleveland is 7-7 against Colorado State with a 5-1 record in Provo, 2-5 mark at Moby Arena and 0-1 neutral court result. The series dates back to 1938.



FIRST MEETING THIS SEASON - IN FORT COLLINS

1:15-05 1:00 p.m. at Fort Collins, Colo. (Moby Arena)
VISITORS: BYU 6-11, 0-2 MWC

#	Player	tot-fg		3-pt		ft	fta	of	de	tot	pf	tp	a	to	blk	s	min
		fg	fga	fg	fga												
54	MILES, Chris	f	3	6	1	0	2	2	2	7	4	9	1	0	1	0	19
52	JENSEN, Jared	c	3	5	0	0	3	3	7	10	4	9	0	1	1	1	31
01	HALL, Mike	g	4	13	1	7	2	2	0	3	3	11	4	0	0	1	30
02	ROSE, Mike	g	2	9	2	9	0	0	1	0	1	6	2	3	0	0	36
13	AINGE, Austin	g	8	14	5	9	4	4	2	1	3	4	25	6	2	0	36
03	YOUNG, Keena	1	2	0	0	0	1	1	2	3	1	2	0	0	0	0	5
10	NASHIE, Terry	0	3	0	2	0	0	0	1	1	2	0	0	0	0	0	5
20	BURGESS, Sam	0	0	0	0	0	0	0	0	0	0	1	0	1	0	0	4
23	BALDERSON, Jimmy	0	4	0	3	0	0	0	0	0	0	0	0	0	0	1	4
41	MEADS, Garner	2	9	0	0	0	2	2	4	4	2	4	0	0	0	1	18
43	DAVES, Derek	1	4	0	0	0	2	0	2	2	4	2	0	4	0	0	12
TEAM																	
Totals.....		24	69	8	30	11	13	17	18	35	29	67	14	10	2	6	200

HOME TEAM: Colorado State 9-6, 1-1 MWC

#	Player	tot-fg		3-pt		ft	fta	of	de	tot	pf	tp	a	to	blk	s	min	
		fg	fga	fg	fga													
14	SMITH, Jason	f	3	6	1	2	2	2	2	4	2	19	0	3	2	0	26	
30	CREASON, Stuart	f	3	6	0	0	0	1	3	4	1	6	2	0	1	0	20	
54	NELSON, Matt	c	3	6	0	0	5	9	2	8	10	2	11	5	6	3	30	
04	BALL, Nick	g	1	1	1	0	0	0	0	0	1	3	0	4	0	1	12	
21	PATTERSON, Andrew	g	2	5	1	4	3	4	2	1	3	2	8	1	0	1	33	
01	MORRIS, Sean	g	4	9	1	4	3	6	1	7	8	2	12	4	3	0	1	25
10	RAKIECKI, Jon	0	3	0	3	4	4	0	1	1	3	4	0	0	0	1	21	
11	THOMASSON, Phillip	0	0	0	0	0	0	0	0	0	0	0	0	0	0	0	2	
32	MORRIS, Michael	0	2	0	0	8	12	1	3	4	3	8	3	0	0	2	20	
34	VERWERS, Stephen	1	1	0	0	1	1	0	2	2	1	3	0	0	0	0	11	
TEAM																		
Totals.....		22	45	4	13	26	38	10	29	39	17	74	15	16	7	6	200	

TOTAL FG% 1st Half: 7-37 18.9% 2nd Half: 17-32 53.1% Game: 34.8% DEADBALL
3-Pt. FG% 1st Half: 4-19 21.1% 2nd Half: 4-11 36.4% Game: 26.7% REBOUNDS
F Throw % 1st Half: 4-5 80.0% 2nd Half: 7-8 87.5% Game: 84.6% 1

Officials: Bob Staffen, Shawn Lehigh, Chris Rastatter
Technical fouls: BYU:None, Colorado State:None
Attendance: 3267
Score by Periods 1st 2nd Total
BYU 22 45 67
Colorado State 32 42 74

Points in the paint-BY 24,CS 30. Points off turnovers-BY 20,CS 9.
2nd chance points-BY 10,CS 8. Fast break points-BY 6,CS 4.
Bench points-BY 8,CS 27. Score tied-2 times. Lead changes-3 times.

LAST YEAR'S BOX SCORE - IN PROVO

01/17/04 7:07 pm at Brigham Young University
VISITORS: Colorado State 8-7, 0-2

#	Player	tot-fg		3-pt		ft	fta	of	de	tot	pf	tp	a	to	blk	s	min
		fg	fga	fg	fga												
13	ROBINSON, Freddy	f	7	13	1	3	1	1	0	5	5	2	16	0	0	1	26
42	WILLIAMS, Matt	f	4	10	0	0	4	8	0	7	7	3	12	4	2	2	29
01	STEVENS, Derrick	g	2	7	1	4	0	0	2	2	2	5	1	2	0	1	33
10	RAKIECKI, Jon	g	0	10	0	1	2	2	2	4	3	2	1	2	0	1	27
20	CLARK, Ronnie	g	1	4	0	0	1	4	2	2	4	4	3	1	3	0	14
02	LOHREY, Brian	0	0	0	0	0	0	0	0	0	0	0	1	0	0	0	2
04	BALL, Nick	0	2	0	1	0	0	0	1	1	2	0	0	0	0	0	10
11	THOMASSON, Phillip	3	5	0	1	2	3	0	1	1	1	8	1	2	0	1	16
22	JOHNSON, Shelton	1	5	1	3	0	0	0	1	1	2	3	0	1	0	0	24
34	VERWERS, Stephen	2	3	0	0	0	0	1	2	3	5	4	0	0	0	0	15
54	NELSON, Matt	0	0	0	0	0	0	0	0	0	0	0	0	0	0	0	4
TEAM																	
Totals.....		20	59	3	22	10	18	7	25	32	24	53	7	14	2	7	200

TOTAL FG% 1st Half: 9-29 31.0% 2nd Half: 11-30 36.7% Game: 33.9% DEADBALL
3-Pt. FG% 1st Half: 1-11 9.1% 2nd Half: 2-11 18.2% Game: 13.6% REBOUNDS
F Throw % 1st Half: 4-8 50.0% 2nd Half: 6-10 60.0% Game: 55.6% 5

HOME TEAM: Brigham Young University 11-4, 1-1

#	Player	tot-fg		3-pt		ft	fta	of	de	tot	pf	tp	a	to	blk	s	min
		fg	fga	fg	fga												
03	BIGELOW, Mark	f	2	6	0	3	7	10	2	2	4	1	11	6	0	1	29
01	MEADS, Garner	f	2	3	0	0	0	0	1	1	2	5	4	0	0	0	11
55	ARAUJO, Rafael	c	6	9	0	1	4	5	2	7	9	2	16	2	2	1	26
01	HALL, Mike	g	3	9	1	3	2	4	2	2	4	3	9	0	1	0	26
04	LEMES, Luiz	g	4	7	2	3	2	2	0	4	4	0	12	2	5	0	22
00	WOODBERRY, Kevin	0	1	0	0	0	0	0	2	2	0	0	1	1	1	0	18
02	ROSE, Mike	3	9	3	6	1	2	0	1	1	2	10	2	0	0	0	23
10	NASHIE, Terry	1	1	0	0	2	2	0	6	6	1	4	3	0	0	1	8
13	AINGE, Austin	2	3	1	2	1	2	0	0	0	2	6	2	1	0	0	10
15	DRESSER, Mike	1	2	0	0	0	0	0	0	0	2	1	0	0	0	5	
52	JENSEN, Jared	2	4	0	0	4	5	2	8	10	4	8	0	4	0	1	22
TEAM																	
Totals.....		26	54	7	18	23	32	9	35	44	20	82	19	14	3	10	200

TOTAL FG% 1st Half: 15-27 55.6% 2nd Half: 11-27 40.7% Game: 48.1% DEADBALL
3-Pt. FG% 1st Half: 6-10 60.0% 2nd Half: 1-8 12.5% Game: 38.9% REBOUNDS
F Throw % 1st Half: 13-18 72.2% 2nd Half: 10-14 71.4% Game: 71.9% 3

Officials: Scott Thornley, Duane Allen, Milt Stowe
Technical fouls: Colorado State-CLARK, Ronnie, Brigham Young University-JENSEN, Jared.
Attendance: 17661
Score by Periods 1st 2nd Total
Colorado State 23 30 53
Brigham Young University 49 33 82

Points in the paint-CS 16,BY 28. Points off turnovers-CS 12,BY 14.
2nd chance points-CS 5,BY 10. Fast break points-CS 2,BY 11.
Bench points-CS 15,BY 39. Score tied-1 time. Lead changes-4 times

FIRST MEETING THIS SEASON -LATE SURGE FALLS SHORT AGAINST RAMS

FORT COLLINS, Colo. (Jan 15, 2005) – BYU's Austin Ainge caught fire early and never cooled off in leading the Cougars with a career-high 25 points, but Colorado State's bench lifted the Rams past BYU 74-67 at Moby Arena. CSU's bench overwhelmingly outscored the Cougar bench, 47-8. "We need our bench to score more," BYU head coach Steve Cleveland said. "And we have to make shots on the road if we want to win." Ainge got the Cougars off to a quick start, connecting on a long range three-pointer and two free throws to take a 5-0 lead. BYU's early lead quickly disappeared as the Rams capitalized on Cougar turnovers and a dismal 18.9 percent first-half shooting performance. BYU's leading scorer Mike Hall was held scoreless in the opening period. The Rams ran away with a 10-0 run late in the first half to take a 32-22 lead into the locker room. In the second half, the Cougars jumped on the Rams with a quick 6-0 spurt and continued to crawl back, eventually taking a 43-42 lead at the 11-minute mark. But the Rams regained the lead for good on a lay-up by freshman 7-footer Jason Smith, who scored a career-high 19 points. With under a minute left to play, Ainge brought the Cougars within three on back-to-back three-pointers, but the Rams sharp free-throw shooting gave CSU the victory and continued its unbeaten record at home this season. "It came down to execution on both sides of the floor," Cleveland said. "Chris (Miles) and Jared (Jensen) both played well in the second half offensively and defensively." BYU finished the game shooting 35 percent from the field. Mike Hall contributed 11 points while Jared Jensen scored nine points and equaled a career-high 10 rebounds. Miles added eight points and a career-best seven rebounds while assisting in holding CSU's leading scorer Matt Nelson to just 11 points. BYU is now 0-10 when scoring less than 70 points. At 6-11 overall and 0-2 in the Mountain West Conference, BYU will continue the Front Range road swing on Monday in Laramie when the Cougars and Cowboys tip-off in a nationally televised 10 p.m. (MST) tilt on ESPN.

WHAT COACH STEVE CLEVELAND HAD TO SAY AFTER THE GAME AT CSU THIS YEAR ...

"Sometimes lessons are difficult but there's not other way for this team to get better than to stay in these kind of situations. It did get out of hand in the first half. There were eight or nine baskets within three or four feet that we didn't make. You have to make those shots. When you shoot 18 percent in the first half, that will do you in but the fact is it didn't do us in. I told them after the game you played just well enough to lose."

LAST YEAR IN PROVO - COUGARS WIN BIG AGAINST CSU, 82-53

PROVO, Utah, (Jan. 17, 2004) – Rafael Araujo scored 16 points and grabbed nine boards to lead BYU past Colorado State 82-53 Saturday evening at the Marriott Center. BYU used an 18-1 run to build a 19-point lead midway through the first half, and the Cougars didn't look back, extending their lead to 26 points at halftime, BYU's largest lead at the break this season. Coach Steve Cleveland said he was pleased his team came out and played well after the way they played in the last two games. "I didn't care if this was home or away. I wanted to play well," Cleveland said. "I thought we did that. We attacked defensively and got good shots. We played 30 minutes of good basketball, but it got sloppy in the end." The Cougars' run started when freshman Mike Rose was inserted into the game and subsequently hit a three-pointer. Rose would hit two more threes during the stretch, and Mike Hall would add another. "Mike Rose came in and hit some huge shots," Cleveland said. "That's how I plan to play him the rest of the year. He's played well in practice and earned the minutes." Those three-pointers opened up the middle for Araujo, allowing him to get the ball deep in the post and score easily over the Ram defenders. The Cougars didn't let up after halftime, outscoring CSU 18-6 while extending its lead to 31 three different times during the second half. After two poor shooting nights against North Carolina State and San Diego State where the Cougars hit only 40.4 percent of their shots, BYU hit 49.1 percent of its shots against the Rams, including 38.9 percent from three-point range. Besides Araujo, the Cougars had three other players hit double figures, including Luiz Lemes (12), Mark Bigelow (11) and Rose (10).



2004-05 BYU NUMERICAL ROSTER

NO.	NAME	POS.	HT.	WT	YR.	HOMETOWN (PREVIOUS SCHOOL)
1	Mike Hall	G/F	6-3	205	Sr.	TR-1L San Bernardino, CA / Dixie State College
2	Mike Rose	G	6-2	185	So.	1L Houston, TX / Spring Woods HS
3	Keena Young	F	6-6	205	So.	TR Beaumont, TX / South Plains College
4	Joshua Burgess	F	6-8	230	Jr.	TR-RS Irvine, CA / Irvine Valley College
5	Joshua Reisman	G	6-1	180	Jr.	TR Mount Vernon, Wash. / San Jose City College
10	Terry Nashif	G	5-10	165	Sr.	3L Vancouver, WA / Evergreen HS
12	Brock Reichner	G	6-4	205	Jr.	TR Provo, UT / Salt Lake Community College
13	Austin Ainge	G	6-2	180	So.	RS-1L Gilbert, AZ / Highland HS
20	Sam Burgess	G	6-3	190	So.	TR Alpine, UT / Snow College
23	Jimmy Balderson	G	6-6	200	So.	1L Magrath, Alberta / Magrath HS
34	David Burgess	C	6-10	265	Fr.	HS Irvine, CA / Woodbridge HS
41	Garner Meads	F	6-8	225	So.	RS-1L Salt Lake City, UT / Brighton HS
43	Derek Dawes	C	6-11	275	So.	1L-RS Salt Lake City, UT / Cottonwood HS
44	Trent Plaisted	F	6-11	220	Fr.	HS San Antonio, TX / Clark HS
52	Jared Jensen	F/C	6-9	250	Sr.	3L West Haven, UT / Fremont HS
54	Chris Miles	F	6-11	235	Fr.	HS Provo, UT / Timpview HS

Head Coach: Steve Cleveland , UC Irvine, 1976
 Associate Head Coach: Dave Rose, Houston, 1983
 Assistant Coaches: Andy Toolson, BYU, 1990; John Wardenburg, BYU, 1986
 Director of Basketball Operations: Walter Roese, BYU-Hawaii, 1994
 Team Trainer: Robert Ramos, BYU, 1995

PRONUNCIATION GUIDE

TERRY NASHIF
 NASH-if

TRENT PLAISTED
 PLAY-sted

BROCK REICHNER
 RICH-ner

KEENA YOUNG
 KEY-nah

WALTER ROESE
 row-EESE

ROBERT RAMOS
 RAY-mus

SEASON / CAREER HIGHS

#	PLAYER	POINTS	REBOUNDS	ASSISTS
1	HALL, Mike <i>Career:</i>	24 at San Diego State <i>same</i>	9 vs. Boise State <i>same</i>	5 vs. Chaminade, vs. Boise State <i>same</i>
2	ROSE, Michael <i>Career:</i>	26 vs. Santa Clara <i>same (also vs. Southern Utah (2003))</i>	6 vs. San Diego State <i>same</i>	5 vs. Santa Clara <i>6 vs. Southern Utah (2003)</i>
3	YOUNG, Keena <i>Career:</i>	14 (four times) last vs. New Mexico <i>same</i>	11 vs. Air Force <i>same</i>	4 at Weber State <i>same</i>
4	BURGESS, Joshua <i>Career:</i>	3 vs. MSU-Billings <i>same</i>	1 vs. Southern Utah, vs. Utah <i>same</i>	1 vs. Southern Utah <i>same</i>
10	NASHIF, Terry <i>Career:</i>	10 vs. MSU-Billings <i>11 at San Diego State (2003)</i>	8 vs. California <i>same</i>	10 at USC <i>same</i>
12	REICHNER, Brock <i>Career:</i>	3 vs. Southern Utah <i>same</i>	2 vs. MSU-Billings <i>same</i>	1 vs. Southern Utah <i>same</i>
13	AINGE, Austin <i>Career:</i>	25 at Colorado State <i>same</i>	7 vs. Santa Clara <i>same</i>	8 vs. NC State, vs. MSU-Billings, vs. UNM <i>same</i>
20	BURGESS, Sam <i>Career:</i>	8 vs. Chaminade <i>same</i>	3 vs. Chaminade, vs. MSU-Billings <i>same</i>	4 vs. MSU-Billings <i>same</i>
23	BALDERSON, Jimmy <i>Career:</i>	23 at UNLV <i>same</i>	7 at UNLV, vs. Wyoming <i>same</i>	4 at USC <i>same</i>
41	MEADS, Garner <i>Career:</i>	10 at USC, at Weber State <i>19 vs. San Diego State (2004)</i>	11 vs. MSU-Billings <i>same</i>	2 vs. Boise State, vs. Washington State <i>same</i>
43	DAWES, Derek <i>Career:</i>	14 vs. New Mexico <i>same</i>	10 (three times) last vs. UNM <i>same</i>	2 vs. UNM <i>same (also vs. Wyoming (2/15/01))</i>
44	PLAISTED, Trent <i>Career:</i>	2 vs. North Carolina <i>same</i>	4 vs. Stanford <i>same</i>	1 vs. North Carolina <i>same</i>
52	JENSEN, Jared <i>Career:</i>	23 vs. Santa Clara <i>same</i>	10 at Colorado State <i>same (4 times - last at CSU 1-15-05)</i>	3 at Weber State <i>same (also at San Diego State)</i>
54	MILES, Chris <i>Career:</i>	12 vs Santa Clara <i>same</i>	7 at Colorado State <i>same</i>	3 three times (last at San Diego State) <i>same</i>



BYU MARGIN OF VICTORY/DEFEAT

WINS	LOSSES
1 point	1
2 points	1
3 points	3
4 points	1
5 points	1
6 points	1
7 points	1
8 points	1
9 points	1
10 points	1 (OT)
11 points	1
12 points	1
13 points	2
14 points	2
15 points	1
16-19 points	1 (18)
20-24 points	1 (21) 2 (21,22)
25-29 points	1 (25)
30-plus points	1 (40) 1 (36)

CURRENT BYU WIN/LOSS STREAKS ...

At home	0-2
On the road	0-1
On a neutral floor	0-1
At home vs. Nonconference	3-0
At home vs. MWC	0-2
On the road vs. Nonconference	0-2
On the road vs. MWC	0-1
On a neutral floor vs. Nonconference	0-1
On a neutral floor vs. MWC	0-1
at regular season tournament	1-0
at MWC Tournament	0-1
at NCAA Tournament	0-5
at NIT	0-1

BYU'S 2004-05 RECORD WHEN ...

At home	5-7
On the road	2-6
On a neutral floor	1-3
On Television	3-14
On CBS	0-0
On ESPN	0-2
On ESPN2	0-1
On ESPN+Plus	1-1
On ABC	0-1
On SportsWest	1-5
On other local broadcast TV	1-4
On Monday	1-4
On Tuesday	2-3
On Wednesday	2-1
On Thursday	1-0
On Friday	1-0
On Saturday	1-8
Coming off a win	2-6
Coming off a loss	6-9
Had two or more days between last game	5-13
Had only one day between last game	2-2
Playing the next day after a game	1-1
BYU scores 100 or more points	1-0
BYU scores between 90-99 points	1-0
BYU scores between 80-89 points	2-1
BYU scores between 70-79 points	3-1
BYU scores between 60-69 points	1-4
BYU scores below 60 points	0-10
Opponent scores 90 or more points	0-0
Opponent scores between 80-89 points	0-4
Opponent scores between 70-79 points	5-4
Opponent scores between 60-69 points	1-3
Opponent scores between 50-59 points	3-3
Opponent scores below 50 points	0-1
BYU leads at half	6-4
Opponent leads at half	1-10
Score tied at half	1-2
BYU leads with 5 minutes left	7-2
Opponent leads with 5 min. left	1-13
Score tied with 5 minutes left	0-1
BYU leads with 1 minute left	7-1
Opponent leads with 1 min. left	1-15
Score tied with 1 minute left	0-0
Game goes into overtime	1-0
BYU shoots 50 % or better	4-0
Opponent shoots 50 % or better	0-3
BYU outshoots opponent	8-1
Opponent outshoots BYU	0-15
BYU outrebounds opponent	5-6
Opponent outrebounds BYU	3-10
BYU and opponent tie in rebounds	0-0
vs. top-25 ranked opponent	0-3
vs. 2004 conference champions	0-5
vs. 2004 postseason teams	2-8

BYU's LAST OUTING - COUGARS DROP NAIL-BITER TO WYOMING

PROVO, Utah (Feb. 12, 2005) – In another heart-breaker for the Cougars, the Wyoming Cowboys won 59-58 Saturday night in the Marriott Center, sweeping BYU for the first time since the 1996-97 season. Austin Ainge scored his tenth point on two free throws with two seconds left in the game, but could not convert the third to send the game into overtime. "This season has been a test of character for our team," said BYU head coach Steve Cleveland. "We have had a lot of close games, but we just can't get over the hump." The Cougars powered their way through the Cowboys for most of the first half, leading by as many as six points. Later in the half, careless turnovers, missed free throws and an 0-8 shooting performance by team leader Mike Hall allowed the Cowboys to go on a 7-0 run, taking a 28-26 lead with less than 10 seconds to go. But Cougar point guard Austin Ainge pulled up from beyond the arc and knocked down a three-pointer to regain the BYU lead. Despite the Cougars' 29.7 first half shooting mark, compared to the Cowboys 50 percent, BYU went into halftime with a 29-28. The battle continued in the second half, with neither team being able to gain a comfortable lead. The Cougars' largest lead came after a Hall slam dunk and two three-pointers by Jimmy Balderson to give BYU a four-point advantage. That lead diminished quickly for the Cougars due to sharp shooting by Cowboy guard Jay Straight, who finished the game with 23 points. Down the stretch, the Cougars trailed by three with 25 seconds left. The Cougars got one last chance to tie the game, but a Hall three-pointer came up short, giving the ball back to the Cowboys with five seconds left to play. However, on the out-of-bounds play, Hall stole the ball and dished it off to Ainge for a three-pointer to tie the game. Ainge missed the shot but was fouled and left to shoot three free throws to send the game into overtime. Ainge would hit his first two free throws but the Cougars would come up short by one point after a missed third free throw that bounced in and out of the basket. Balderson led BYU with 11 points, his fourth straight game in double-figures. Keena Young pulled down a team-high eight rebounds. The Cougars continued their shooting woes in the second half and ended the game with their lowest shooting percentage this year at 30 percent. The Cougars also finished the game shooting 30.8 percent from the charity stripe.

LINEUP STABILITY, RELATIVELY SPEAKING

BYU has used 15 different lineups this year in 24 games but the Cougars have stayed with the same starting five for the past five games. BYU is 2-3 in those games with wins over New Mexico and at UNLV. This current lineup consists of four sophomores (Austin Ainge, Jimmy Balderson, Keena Young, Derek Dawes) and one senior (Mike Hall).

BYU STARTING LINEUPS

Opponent	(1)	(2)	(3)	(4)	(5)
v. North Carolina	Nashif	Rose	Hall	Meads	Jensen
v. Stanford	Nashif	Rose	Hall	Meads	Jensen
v. Chaminade	Nashif	Rose	Hall	Young	Jensen
California	Nashif	S. Burgess	Hall	Young	Jensen
at Utah State	Nashif	Hall	Young	Meads	Jensen
at USC	Ainge	Hall	Young	Meads	Jensen
Boise State	Nashif	Hall	Balderson	Meads	Jensen
v. Washington St.	Nashif	Hall	Balderson	Meads	Jensen
Utah State	Ainge	Hall	Balderson	Meads	Dawes
NC State	Ainge	Hall	Young	Miles	Jensen
at Weber State	Ainge	Hall	Young	Jensen	Dawes
Southern Utah	Ainge	Rose	Hall	Young	Jensen
Santa Clara	Ainge	Hall	Young	Jensen	Dawes
at Saint Mary's	Ainge	Hall	Young	Jensen	Dawes
San Diego State	Ainge	Rose	Hall	Miles	Jensen
MSU-Billings	Ainge	Rose	Hall	Meads	Jensen
at Colorado State	Ainge	Rose	Hall	Miles	Jensen
at Wyoming	Ainge	Hall	Balderson	Miles	Jensen
Air Force	Ainge	Hall	Balderson	Meads	Jensen
New Mexico	Ainge	Hall	Balderson	Young	Dawes
Utah	Ainge	Hall	Balderson	Young	Dawes
at UNLV	Ainge	Hall	Balderson	Young	Dawes
at San Diego State	Ainge	Hall	Balderson	Young	Dawes
Wyoming	Ainge	Hall	Balderson	Young	Dawes

STARTING LINEUP RECORDS (15 different lineups)

RECORD	(1)	(2)	(3)	(4)	(5)
0-2	Nashif	Rose	Hall	Meads	Jensen
1-0	Nashif	Rose	Hall	Young	Jensen
0-1	Nashif	S. Burgess	Hall	Young	Jensen
0-1	Nashif	Hall	Young	Meads	Jensen
0-1	Ainge	Hall	Young	Meads	Jensen
1-1	Nashif	Hall	Balderson	Meads	Jensen
0-1	Ainge	Hall	Balderson	Meads	Jensen
0-1	Ainge	Hall	Young	Miles	Jensen
2-1	Ainge	Hall	Young	Jensen	Dawes
1-0	Ainge	Rose	Hall	Young	Jensen
0-2	Ainge	Rose	Hall	Miles	Jensen
1-0	Ainge	Rose	Hall	Meads	Jensen
0-1	Ainge	Hall	Balderson	Miles	Jensen
0-1	Ainge	Hall	Balderson	Meads	Jensen
2-3	Ainge	Hall	Balderson	Young	Dawes

2004-05 RECORD WHEN ...

Mike Hall starts	8-16 (24 starts)
Jared Jensen starts	6-12 (18 starts)
Austin Ainge starts	6-11 (17 starts)
Keena Young starts	6-8 (14 starts)
Jimmy Balderson starts	3-7 (10 starts)
Derek Dawes starts	4-5 (9 starts)
Garner Meads starts	2-7 (9 starts)
Mike Rose starts	3-4 (7 starts)
Terry Nashif starts	2-5 (7 starts)
Chris Miles starts	0-4 (4 starts)
Sam Burgess starts	0-1 (1 start)



2004-05 MWC STANDINGS

Team	MWC	Overall
Utah	9 0	21 3
Air Force	6 2	15 8
Wyoming	6 3	14 8
New Mexico	4 4	17 6
San Diego State	4 5	10 12
UNLV	3 6	11 11
BYU	2 7	8 16
Colorado State	1 8	9 13

UPCOMING SCHEDULE:

Monday, Feb. 14
 WYOMING at UTAH
 COLORADO STATE at BYU (SportsWest)
 AIR FORCE at NEW MEXICO (ESPN)

FREE THROW RECORDS SET THIS SEASON

The Cougars set a school record by making 33 consecutive free throws until finally misfiring against San Diego State. BYU set a single-game record to start the streak by making 24 straight free throws against Santa Clara on Dec. 31. The 33 straight free throws spanned three games. No. 1 in the MWC, BYU is ranked No. 26 nationally in among NCAA statistical leaders.

STREET & SMITH'S NAMES BYU THE No.36 BASKETBALL PROGRAM ALL-TIME

The BYU men's basketball program has been named one of the nation's all-time greatest basketball programs. Street & Smith's has produced a publication (released Jan. 25) recognizing the "100 Greatest College Basketball Programs of All Time," ranking BYU No. 36 on its list. Kentucky is named the No. 1 basketball program, with UCLA, North Carolina, Kansas and Duke completing the top five. Indiana, Louisville, Arkansas, UConn and Cincinnati round out the top 10. Street & Smith's graded each program's basketball history on the basis of NCAA Tournament success, NIT success, national championships, conference regular-season and tournament titles, all-time win-loss percentage, graduation rate, NCAA infractions, NBA first-round draft picks and mascot ferocity. Five Mountain West Conference teams made the list with Utah ranked 11th, UNLV 28th, BYU 36th, Wyoming 42nd and New Mexico 98th. Other in-state schools recognized include Weber State at No. 51 and Utah State at No. 82. Since BYU's first season in 1903, Cougar fans have cheered BYU to 82 winning seasons, 26 conference titles, 21 NCAA invites and 2 NIT titles, while Cougar players have earned 40 All-America and 96 all-conference citations, 43 NBA Draft selections and one National Player of the Year award. BYU entered the season No. 19 all-time in total victories and No. 36 in winning percentage.

SHOOTING BAROMETER

BYU shot a season-low 30 percent from the floor against Wyoming Saturday. With the Cowboys making 48 percent, BYU is now 0-15 this season when being outshot. BYU is 8-1 when the Cougars have the better shooting percentage. BYU is 4-0 when topping 50 percent.

INJURY ISSUES

BYU has had several different injury issues this year. Sophomore forward Garner Meads has missed seven games overall this year due to injury, including the last two games due to a leg injury (three games foot, two games ankle, two leg). Sophomore center Derek Dawes played for a month with a broken thumb and missed most of the three games in January due to a shoulder injury. Freshman center David Burgess had ankle surgery in January and will be out for the season, and freshman forward Trent Plaisted is out indefinitely (knee). Both made limited appearances early in the seasons. Junior transfer Josh Reisman, a 6-1 guard who played in only one game for five minutes, had a second surgery to repair the broken nose he suffered during the summer and won't return. Senior F/C Jared Jensen did not start and played limited minutes vs. Utah State due to food poisoning and junior forward Joshua Burgess has been slowed by back problems. Freshman F/C Chris Miles is the only Cougar post player not to have his play limited during the regular season due to illness or injury.

DAWES NAMED MWC PLAYER OF THE WEEK (Jan. 31)

Sophomore center Derek Dawes earned MWC Player of the Week honors last Monday (Jan. 31) for his career night against New Mexico, marking the first award of his career. The 6-foot-11 Dawes set career bests of 14 points, 6-of-7 (.857) shooting, and 4 blocks while tying career marks of 10 rebounds, 2 assists and 1 steal in the victory. He was also perfect from the free-throw line (2-2) in 32 minutes of action. After his only missed shot of the game, Dawes used his hustle to regain the Cougar possession by stealing a Lobo pass. Dawes' energy and effort in the post led the Cougars to a 68-53 win over the Lobos, their first MWC win of the season. The 14-point, 10-rebound double-double was the first of his career.

BYU BASKETBALL ON KSL NEWSRADIO 1160

The "Voice of the Cougars" is KSL Newsradio 1160's Greg Wrubell. He is in his ninth season as the play-by-play voice of BYU basketball. Wrubell, also the voice of BYU football, is joined by color analyst Mark Durrant, a four-year BYU basketball letterman who graduated in 1995 as a three-time Academic All-WAC forward, or Brian Santiago, who was the WAC assist and three-point percentage leader at Fresno State. Durrant has been part of the KSL broadcast team for eight years while Santiago is in his fourth year providing analysis for select games. Stations on the Cougar Sports Network include:

Salt Lake City, Utah (Flagship) KSL 1160 AM
 St. George, Utah KDXU 890 AM
 Manti/Delta, Utah KMGR 95.7 FM
 Idaho Falls, Idaho KSSL 1260 AM
 Also, listen online at KSL.com



"Voice of the Cougars"
 Greg Wrubell

BYU COACHES ON KSL EACH WEEK ...
 Coach's Corner with Steve Cleveland
 The Steve Cleveland Show
 Cougar Hoops Weekly with Dave Rose

Wednesdays at 8:45 a.m.
 Wednesdays 6-7 p.m.
 Thursdays 6-7 p.m.





Steve Cleveland is in his eighth year at the helm of the Cougars in 2004-05. During his tenure at BYU, Cleveland has proven to be a first-rate recruiter, an excellent coach and player developer, and above all, a winner.

Cleveland has guided BYU to five straight postseason appearances and four 20-win seasons in the last five years. Only three other BYU coaches have ever achieved more 20-win seasons. He was recognized as the Mountain West Conference's top strategist in the 2004 Street & Smith College Basketball Preview. He was honored as the MWC Coach of the Year in 2002-03,

as voted by the league's coaches and media members, after guiding BYU to a share of the MWC regular season title and a 23-9 record.

In 2003-04, Cleveland coached the Cougars to a 76-71 win over then No. 25 and 2004 Final Four team Oklahoma State in the Delta Center. The Cougars finished second in the Mountain West Conference and advanced to the NCAA Tournament before losing 80-75 to defending national champion Syracuse. In 2002-03, Cleveland's team finished 23-9 and tied for the MWC title before earning an NCAA invite. In 2001-02, Cleveland coached BYU to a win over No. 13 Stanford and advanced to the second round of the NIT despite having lost four starters and six of his top seven players from the prior season. In 2000-01, Cleveland guided BYU to its first NCAA tournament bid since 1995, its first conference regular season title since 1993 and its first conference tournament championship since 1992. While rebuilding a program that finished 1-25 before his arrival, he has posted records of 9-21, 12-16, 22-11, 24-9, 18-12, 23-9 and 21-9. The 1999-2000, 2000-2001 and 2002-03 seasons all rank among the school's best years ever in terms of wins. In fact, since BYU's first season in 1903, only five BYU teams have ever recorded more wins than the 24-9 team in 2000-01.

Cleveland has brought the magic of the Marriott Center back in Provo. BYU averaged 15,300 fans in 2003-04, including the largest crowd (22,718) since 1992, to rank 11th nationally. BYU had the nation's largest percentage increase in attendance in 2003. The Cougars owned the nation's longest homecourt victory streak for much of the 2002 and 2003 seasons until it finally ended at 44 games. BYU has won 62 of its last 63 games at home, including unbeaten seasons in 2001, 2002 and 2004.

Cleveland's teams have traditionally been prepared to play their best at the end of the season. BYU ended the 2003-04 season on a nine-game winning streak through February and March until losing in the MWC semifinal game, earning its third NCAA bid in the last four years. BYU has been to the post-season five straight years. In 2001-02 BYU won in the first round of the NIT before losing at eventual NIT champion Memphis. In 2000-01, BYU won five straight games on the road to secure a share of the MWC regular season title and earn the automatic NCAA bid by claiming the MWC Tournament in Las Vegas. The Cougars won six of their last eight games the prior season, including two MWC tournament wins and two NIT victories. In Cleveland's first year, BYU completed a rare sweep of No. 15 New Mexico and UTEP on the road to earn a WAC tournament berth. The road sweep of New Mexico and UTEP was the first for BYU since 1990-91 and the 83-62 upset of nationally ranked New Mexico in the Pit ended the Lobos' 41-game home winning streak. In Cleveland's second season the Cougars had a blowout win over UTEP before a 90-74 conference tournament upset victory over TCU to achieve BYU's first conference tournament win since 1994.

Cleveland's teams have advanced to the finals of the MWC tournament in two of the five seasons the event has been played, winning the title in 2001.

As a recruiter, Cleveland has made a similar impact on BYU's program. Cleveland's recruits have proven they are not only committed to Cleveland's vision but also are the kind of players to help make that vision a reality in Provo. Cleveland and his staff have been able to attract top talent and develop them into better players.

Cleveland's recruits have been honored with a string of conference newcomer or major awards in their first seasons at BYU. Eight players have been honored in Cleveland's seven years as the Cougar coach, including five who have been singled out as either the conference newcomer or freshman of the year. The last two years Rafael Araujo was named the Newcomer of the Year by the conference media members in a poll conducted by the Las Vegas Review-Journal (the MWC no longer has such an award) and Mike Hall was named MWC Defensive Player of the Year. Listed below is the list of award winners in their first season at BYU.

- Mike Hall (2003-2004 Defensive Player of the Year; All-MWC Third Team)
- Rafael Araujo (2002-2003 Newcomer of the Year by MWC media poll)
- Jared Jensen (2001-2002 MWC Co-Freshman of the Year)
- Trent Whiting (2000-2001 MWC Newcomer Team, 2nd Team All-MWC)
- Terrell Lyday (1999-2000 MWC Newcomer of the Year; All-Tournament Team)
- Mark Bigelow (1998-99 WAC Freshman of the Year; Newcomer Team, 2nd Team All-WAC)
- Mekeli Wesley (1997-98 WAC Newcomer Team)
- Ron Selleaze (1997-98 WAC Newcomer of the Year; Newcomer Team, 2nd Team All-WAC)

In October 2001, Cleveland signed a multi-year contract extension with BYU. Before taking the helm with the Cougars on March 11, 1997, Cleveland compiled a 157-77 record at Fresno City College in Fresno, Calif. Cleveland was named coach of the year two times while at FCC and led the Rams to post-season playoffs in each of his seven seasons in Fresno. Cleveland coached 10 years at Fresno's Clovis West High School, compiling a 180-70 record.

PLAYING CAREER

Cleveland played college basketball at UC Irvine and was the Anteaters' MVP and leading scorer his senior season in 1975-76. Prior to attending UC Irvine, Cleveland was Fresno City College's Most Outstanding Player in 1973-74. Cleveland received a B.A. degree in social science from UC Irvine in 1976, and received a Master's in education administration from Fresno Pacific in 1979.

PERSONAL

Cleveland, 53, was born in the Los Angeles area and spent most of his life in Fresno, Calif. He served a full-time mission for the Church of Jesus Christ of Latter-day Saints to England from 1971-73. Cleveland was the first head basketball or football coach at BYU to have served a church mission. Cleveland and his wife Kip have three children: sons Casey and Skyler and daughter Katie.

CLEVELAND'S BYU LEDGER

BRIGHAM YOUNG UNIVERSITY						
Year	W	L	Pct.	Conference	Conf. Tourney	NCAA/NIT
2004-2005	8	16	.333	2-7		
2003-2004	21	9	.700	10-4 (2nd MWC)	1-1	0-1 NCAA
2002-2003	23	9	.719	11-3 (T-1st MWC)	1-1	0-1 NCAA
2001-2002	18	12	.600	7-7 (T-4th MWC)	0-1	1-1 NIT
2000-2001	24	9	.727	10-4 (T-1st MWC)	3-0	0-1 NCAA
1999-2000	22	11	.667	7-7 (sixth MWC)	2-1	2-1 NIT
1998-1999	12	16	.429	6-8 (fifth WAC)	1-1	
1997-1998	9	21	.300	4-10 (sixth WAC)	0-1	
Totals	137	103	.571	57-50 (.533)	8-6 (.571)	3-5 (.375)





MIKE HALL
 6-3 • 205 • senior • guard
 San Bernardino, Calif.

NOTING HALL: Leads the Cougars in scoring at 13.7 ppg ... Has scored in double figures in 19 games ... Had 9 points vs. Wyoming and did not record a rebound for the first time in his two years at BYU ... Scored a career-high 24 points at SDSU on 8-12 shooting, including a perfect 4-4 mark from three-point range ... Contributed 16 points and tied his career-high with five steals at UNLV ... Scored 16 points with 8 rebounds and 2 assists vs. New Mexico ... Posted a career-high three blocks while scoring 13 points against Air Force, with 3 treys, his first game with more than 2 treys since a career-best 5 treys at Weber State on Dec. 23 ... Led the Cougars with 16 points against Wyoming, including a dunk off of one of his two steals ... Scored 11 points at CSU, all in the second half ... Scored 14 points on 6-10 shooting against MSU-Billings... Led the Cougars with 16 points vs. San Diego State while going a perfect 8-for-8 from the line ... Scored team-high 12 points at Saint Mary's ... He was 5-of-7 vs. Southern Utah while scoring 12 points ... Equaled his career-high with 23 points at Weber State, making a career-best 5 threes (5-7) and 9 field goals (9-12) ... Hall led BYU with 18 points vs. NC State ... Scored a team-leading 21 points on 58 percent (7-12) shooting while pulling down a career-high nine rebounds against Boise State ... Contributed 13 points at USC, including three buckets from behind the arc ... Recorded a team-high 19 points at Utah State, including 3-6 (.500) from behind the three-point line ... Achieved career-high 23 points vs. California, scoring the team's final 12 points ... Was out with an injured ankle the week leading up to the season opener ... Averaged 10.3 ppg at the Maui Invitational but lacked usual explosiveness while recovering from injury ... Dished out career-high 5 assists vs. Chaminade.

MORE ON HALL: A 6-foot-3 guard from San Bernardino, Calif., Hall is a first-team all-MWC candidate as a senior ... He earned MWC Defensive Player of the Year honors and All-MWC Third Team last year ... He is BYU's top returning scorer with the departure of NBA lottery pick Rafael Araujo and four-year starter Mark Bigelow ... Hall joined BYU as a junior from Dixie State College, where he was a first-team NJCAA All-American and Scenic West Athletic Conference and NJCAA Region 18 Player of the Year ... Hall began his college career at Pepperdine University in 2000-2001, playing 18 games for Jan van Breda Kolff in his final season coaching the Waves ... Last year filled the position vacated by graduated All-MWC guard Travis Hansen, who was selected by the Atlanta Hawks in the 2003 NBA Draft ... An unselfish, team-oriented player, Hall is an aggressive, slashing offensive scorer, solid rebounder and strong defender ... Last year he had 20 double-figure scoring games, including nine of the last 11 outings ... BYU was 15-5 when he scores in double digits ... Against Syracuse in the NCAA Tournament he had 17 points on 6-of-9 shooting, including 3-of-3 treys, while equaling his season high of 4 assists ... Against the Orangemen he not only hit from long range but had two head-turning dunks, including an ally-oop from Luiz Lemes ... He led BYU with 21 points on 8-of-10 shooting vs. Utah ... His dunk over MWC Co-Player of the Year Nick Welch of Air Force was the ESPN Play of the Day ... He had 16 points vs. New Mexico while holding Danny Granger to 9 points and 3 rebounds (Granger came in averaging 21 and 9) ... He shot 50 percent or better in 17 games .. Scored career-high 22 points vs. Weber State on 8-of-12 shooting.

PERSONAL: Born August 1982 in San Bernardino, Calif. ... parents are Clarence and Sharon Hogue ... brother Marcus Hall ... three-year-old son named Elijah Michael ... said he chose BYU because of good coaches, perfect fit for his position, good school, great community and fan support ... said the most influential people in his sports career are his stepfather and mother ... recreation management major.

Mike Hall – 2004-05 Game-by-Game

Opponent	Date	GS	Min	TOTAL			3PTS			REBOUNDS			PF	FO	A	TO	Blk	Stl	Pts	Avg					
				FG	FGA	Pct	3FG	FGA	Pct	FT	FTA	Pct									Off	Def	Tot		
vs North Carolina	11/22/04	*	25	4	15	.267	2	8	.250	0	2	.000	1	3	4	4.0	4	0	0	4	1	1	10	10.0	
vs Stanford	11/23/04	*	33	2	8	.250	1	3	.333	2	2	1.000	2	4	6	5.0	3	0	2	1	0	1	7	8.5	
vs Chaminade	11/24/04	*	38	5	12	.417	2	5	.400	2	2	1.000	3	3	6	5.3	0	0	5	1	0	4	14	10.3	
CALIFORNIA	11/27/04	*	37	8	18	.444	3	7	.429	4	5	.800	3	1	4	5.0	1	0	2	0	0	3	23	13.5	
at Utah State	12/01/04	*	39	7	16	.438	3	6	.500	2	2	1.000	2	3	5	5.0	1	0	3	1	1	1	19	14.6	
at USC	12/04/04	*	33	5	13	.385	3	7	.429	0	1	.000	1	2	4.5	2	0	1	3	0	1	1	13	14.3	
BOISE STATE UNIVERSITY	12/08/04	*	38	7	12	.583	2	3	.667	5	6	.833	2	7	9	5.1	2	0	5	1	0	0	21	15.3	
vs Washington State University	12/11/04	*	36	1	10	.100	1	6	.167	0	0	.000	0	1	1	4.6	4	0	2	3	0	2	3	13.8	
UTAH STATE	12/18/04	*	22	1	4	.250	0	2	.000	2	2	1.000	1	3	4	4.6	0	0	1	3	0	0	4	12.7	
NORTH CAROLINA STATE	12/21/04	*	30	7	17	.412	1	5	.200	3	4	.750	0	4	4.5	3	0	3	0	0	3	18	13.2		
at Weber State	12/23/04	*	35	9	12	.750	5	7	.714	0	0	.000	1	1	2	4.3	2	0	4	3	0	2	23	14.1	
SOUTHERN UTAH UNIVERSITY	12/26/04	*	29	5	7	.714	1	3	.333	1	2	.500	2	2	4	4.3	1	0	3	2	0	0	12	13.9	
SANTA CLARA	12/31/04	*	37	3	7	.429	1	3	.333	3	3	1.000	0	1	1	4.0	4	0	2	3	1	2	10	13.6	
at Saint Mary's (CA)	01/04/05	*	35	5	10	.500	2	4	.500	0	0	.000	2	2	3.9	2	0	1	1	0	0	12	13.5		
SAN DIEGO STATE	01/08/05	*	36	3	12	.250	2	7	.286	8	8	1.000	3	6	4.0	1	0	1	4	0	0	0	16	13.7	
MONTANA STATE-BILLINGS	01/11/05	*	24	6	10	.600	0	2	.000	2	2	1.000	3	2	5	4.1	0	0	1	3	0	0	14	13.7	
at Colorado State	1-15/05	*	30	4	13	.308	1	7	.143	2	2	1.000	0	3	3	4.0	5	1	4	0	0	1	11	13.5	
at Wyoming Cowboys	1-17/05	*	34	4	12	.333	1	3	.333	7	8	.875	2	1	3	3.9	2	0	1	2	0	2	16	13.7	
AIR FORCE	01/22/05	*	38	5	10	.500	3	6	.500	0	0	.000	0	3	3	3.9	4	0	2	3	3	1	13	13.6	
NEW MEXICO	01/24/05	*	38	7	18	.389	1	6	.167	1	3	.333	3	5	8	4.1	1	0	2	0	0	1	16	13.8	
UNIVERSITY OF UTAH	01/31/05	*	31	1	7	.143	0	3	.000	2	2	1.000	0	1	1	4.0	3	0	1	0	2	2	4	13.3	
at UNLV	02/05/05	*	39	3	12	.250	2	8	.250	8	10	.800	1	1	2	3.9	1	0	1	1	0	0	5	16	13.4
at SAN DIEGO STATE	02/07/05	*	37	8	12	.667	4	4	1.000	4	6	.667	0	4	4	3.9	1	0	2	3	1	0	24	13.9	
WYOMING	02/12/05	*	33	3	16	.188	1	9	.111	2	4	.500	0	0	0	3.7	4	0	2	0	0	2	9	13.7	
Totals			24	807	113	283	.399	42	124	.339	60	76	.789	30	59	89	3.7	51	1	51	42	9	34	328	13.7
Hall vs. CSU (3 games, BYU record 2-1)			3	29.3	12	31	.387	3	14	.214	7	10	.700	4	9	13	4.3	9	1	5	3	0	6	34	11.3

BYU CAREER HIGHS:

POINTS: 24 at SDSU (2005)
 FG MADE: 9 at Weber St(2005)
 FG ATT: 18 vs. California, vs. UNM (2005)
 FG%: .875 (7-8) vs. SUU (2004)
 3FG MADE: 5 at Weber St(2005)
 3FG ATT: 9 vs. Wyoming (2005)
 3FG%: 1.000 (4-4) at SDSU (2005)
 FT MADE: 10 vs. UNLV (2004)
 FT ATT: 10 at UNLV (2005), vs. UNLV (2004)
 FT %: 1.000 (10-10) vs. UNLV (2004)
 REB: 9 vs. Boise State (2005)
 ASSISTS: 5 vs. Chaminade (2005), vs. Boise State (2005)
 STEALS: 5 at UNLV (2005), vs. SDSU (2004)
 BLOCKS: 3 vs. Air Force (2005)
 MINUTES: 41 vs. SDSU (2004)

HALL PRIOR YEARS' STATS

YEAR	GP	GS	MIN	AVG	FG	FGA	PCT	3FG	FGA	PCT	FT	FTA	PCT	OFF	DEF	TOT	AVG	PF	FO	A	AVG	TO	BLK	STL	PTS	AVG
2003-04	30	28	953	31.8	131	265	.494	24	69	.348	98	134	.731	48	56	104	3.5	60	1	54	1.8	58	14	42	384	12.8





MIKE ROSE

6-2 • 185 • sophomore • guard
Houston, Texas

NOTING ROSE: Third on the team in scoring at 8.9 ppg ... 51 of his 71 successful field goals this year have been from behind the three-point arc ... His 51 threes is No. 2 among MWC players ... Is second on the team in three-point percentage with a .405 mark ... Has scored in double figures in nine games (BYU is 5-4 in those games) ... Recorded 6 points vs. Wyoming ... Last had double digits with game-high 21 points, including 5 treys, vs. New Mexico ... Had 13 points off the bench at Wyoming on 4-8 shooting ... Started at CSU, scoring 6 points in career-equaling 36 minutes (also vs. SDSU) ... Started against MSU-Billings, contributing 14 points on 4-7 shooting from three-point range and recording his first block of the season ... Made fifth start and played career-most 36 minutes vs. SDSU, grabbing career-best 6 rebounds but went 3-10 from the floor and 1-7 on threes ... Had 6 points and 3 rebounds at Saint Mary's ... Equaled career-high 26 points on 7-of-10 shooting, including 4 treys, to lead BYU over Santa Clara while adding 5 assists ... also had career marks of 8 FTs, 11 FTAs and 33 minutes ... Made his fourth start vs. SUU, scoring 14 points while hitting four treys ... Did

not take a shot for the first time this season in 9 minutes off the bench at Weber State ... Scored 9 points on 3 treys in 20 minutes vs. NC State ... Scored in double figures in the prior four games while averaging 15.3 ppg in those games ... Scored 14 points vs. Utah State in 31 minutes ... Recorded 15 points and a career-high three steals against Washington State ... Connected on 6-of-9 three-pointers against Boise State en route to 19 points ... Came off the bench for 13 points on four three-pointers and one free throw at USC ... starting all three games at the Maui Invitational at shooting guard ... Scored 8 points vs. Stanford, with his 25 minutes vs. Stanford topping his high of 23 minutes played in a game last year as a freshman.

MORE ON ROSE: Rose is an excellent shooter out of Spring Woods High School in Houston who led the Mountain West Conference in three-point percentage (.459) as a freshman in 2003-04 ... He set the BYU record with eight treys in his first college game ... His 28 treys last year, despite mostly limited playing time, is the most by a returning player ... He is BYU's third-leading scorer returning from last season ... A strong scoring threat, he has range well beyond the three-point arc ... He utilizes a 37-inch vertical to shoot over taller defenders with a quick release at top of his leap and can dunk off either foot ... Last year he appeared in 26 of 30 games, averaging 3.9 points and 0.7 rebounds in 7.9 minutes per game while shooting 42 percent overall from the floor ... 28 of his 34 field goals were treys ... He totaled a game- and season-high 26 points, while also dishing out a season-best 6 assists, against Southern Utah ... He was a perfect 4-for-4 from the floor, including 3-of-3 on treys for 11 points in nine minutes vs. USC ... He scored 10 points, all in his 11 first-half minutes when he made 3-of-4 treys, and played 22 minutes vs. CSU ... He scored 9 points on 3-of-4 shooting from long range vs. New Mexico in 12 minutes ... He could play a much larger role for the Cougars in 2004-05.

PERSONAL: Rose was born October 1984 ... parents are Gordon and Sharon ... has two brothers, Greg (22) and Jordan (17) ... ranked sixth in his class of 365 seniors ... was recruited by Houston, St. Louis, Utah State, Colorado State, Texas Christian, Texas A&M, Tennessee and Illinois ... is the nephew of BYU Associate Head Coach Dave Rose ... open major:

Mike Rose – 2004-05 Game-by-Game

Opponent	Date	GS	Min	TOTAL			3PTS			REBOUNDS			PF	FO	A	TO	Blk	Stl	Pts	Avg					
				FG	FGA	Pct	3FG	FGA	Pct	FT	FTA	Pct									Off	Def	Tot	Avg	
vs North Carolina	11-22-04	*	15	2	7	.286	1	5	.200	0	0	.000	0	1	1	10	0	0	0	5	5.0				
vs Stanford	11-23-04	*	25	2	5	.400	2	5	.400	2	4	.500	0	2	2	15	0	0	0	8	6.5				
vs Chamaine	11-24-04	*	14	2	5	.400	1	3	.333	0	0	.000	0	0	10	0	3	1	0	5	6.0				
CALIFORNIA	11/27/04		17	0	4	.000	0	4	.000	1	2	.500	0	3	3	15	3	0	1	0	1	4.8			
at Utah State	12/01/04		4	1	3	.333	1	2	.500	0	0	.000	0	0	0	12	2	0	0	0	3	4.4			
at USC	12/04/04		16	4	7	.571	4	6	.667	1	2	.500	0	3	3	15	4	0	1	0	13	5.8			
BOISE STATE UNIVERSITY	12/08/04		23	6	9	.667	6	9	.667	1	2	.500	0	3	3	17	1	0	1	3	0	19	7.7		
vs Washington State University	12/11/04		25	6	13	.462	3	9	.333	0	0	.000	0	2	2	18	3	0	1	2	3	15	8.6		
UTAH STATE	12/18/04		31	5	15	.333	3	8	.375	1	2	.500	1	0	1	17	0	0	1	0	2	14	9.2		
NORTH CAROLINA STATE	12/21/04		20	3	7	.429	3	5	.600	0	0	.000	0	1	1	16	3	0	1	1	0	9	9.2		
at Weber State	12-23-04		9	0	0	.000	0	0	.000	0	0	.000	0	0	0	15	0	0	0	0	0	0	8.4		
SOUTHERN UTAH UNIVERSITY	12/28/04	*	25	5	9	.556	4	7	.571	0	0	.000	0	1	1	14	0	0	1	1	0	14	8.8		
SANTA CLARA	12/31/04		33	7	10	.700	4	7	.571	8	11	.727	0	3	3	15	0	0	5	0	0	26	10.2		
at Saint Mary's (CA)	01/04/05		16	2	5	.400	2	3	.667	0	0	.000	0	3	3	16	1	0	2	3	0	6	9.9		
SAN DIEGO STATE	01/08/05	*	36	3	10	.300	1	7	.143	0	0	.000	0	6	6	19	3	0	2	1	0	7	9.7		
MONTANA STATE-BILLINGS	01/11/05	*	22	5	10	.500	4	7	.571	0	0	.000	0	2	2	19	1	0	3	0	1	14	9.9		
at Colorado State	1-15-05	*	36	2	9	.222	2	9	.222	0	0	.000	1	0	1	19	1	0	2	3	0	6	9.7		
at Wyoming Cowboys	1-17-05		17	4	8	.500	1	5	.200	4	4	1.000	1	2	3	19	2	0	2	0	0	13	9.9		
AIR FORCE	01/22/05		20	1	4	.250	1	4	.250	1	2	.500	0	0	0	18	3	0	1	2	0	4	9.6		
NEW MEXICO	01/24/05		29	7	12	.583	5	9	.556	2	2	1.000	1	2	3	19	1	0	1	1	0	21	10.2		
UNIVERSITY OF UTAH	01/31/05		23	1	2	.500	1	1	1.000	0	0	.000	0	1	1	19	3	0	0	2	0	3	9.8		
at UNLV	02/05/05		13	0	2	.000	0	2	.000	0	0	.000	1	0	1	18	0	0	0	0	0	0	9.4		
at SAN DIEGO STATE	02-07-05		13	1	6	.167	0	4	.000	0	0	.000	0	1	1	18	0	0	1	0	0	2	9.0		
WYOMING	02/12/05		17	2	5	.400	2	5	.400	0	0	.000	0	1	1	18	0	0	1	1	0	6	8.9		
Totals			7	499	71	167	.425	51	126	.405	21	31	.677	5	37	42	18	31	0	26	29	1	9	214	8.9
Rose vs. CSU (3 games, BYU record 2-1)			1	21.3	6	20	.300	5	16	.313	1	4	.250	1	1	2	0.7	3	0	4	4	0	0	18	6.0


CAREER HIGHS:

POINTS: 26 vs. SUU (2004), vs. Santa Clara (2005)
 FG MADE: 9 vs. SUU (2004)
 FG ATT: 16 vs. SUU (2004)
 FG%: 1.000 (4-4) vs. USC (2004)
 3FG MADE: 8 vs. SUU (2004)
 3FG ATT: 13 vs. SUU (2004)
 3FG%: 1.000 (3-3) vs. USC (2004)
 FT MADE: 8 vs. Santa Clara (2005)
 FT ATT: 11 vs. Santa Clara (2005)
 FT%: 1.000 (4-4) at Wyoming (2005)
 REB: 6 vs. SDSU (2005)
 ASSISTS: 6 vs. SUU (2004)
 STEALS: 3 vs. Washington State (2005)
 BLOCKS: 1 vs. MSU-Billings (2005), vs. WOU (2004)
 MINUTES: 36 vs. SDSU at CSU (2005)

ROSE PRIOR YEARS' STATS

YEAR	GP	GS	MIN	AVG	FG	FGA	PCT	3FG	FGA	PCT	FT	FTA	PCT	OFF	DEF	TOT	AVG	PF	FO	A	AVG	TO	BLK	STL	PTS	AVG
2003-04	26	0	206	7.9	34	81	.420	28	61	.459	6	12	.500	4	15	19	0.7	12	0	9	0.3	13	1	4	102	3.9





KEENA YOUNG
 6-6 • 205 • sophomore • forward/guard
 Beaumont, Texas

NOTING YOUNG: Leads the Cougars with 5.7 rebounds per game ... Had 7 points and team-high 8 rebounds vs. Wyoming... Prior to scoring 8 and 7 points in the last two games, he had scored in double figures in five straight games while making a combined 25-of-42 (.600) from the floor ...Has scored in double figures in nine games (BYU is 6-3 in those games) ... Recorded 10 points and 6 rebounds in a career-high 39 minutes at UNLV ... Scored 10 points as a starter against Utah while adding 4 rebounds, 2 assists and 2 steals ... Started in win over New Mexico, equaling career-best 14 points on 6-of-8 shooting with 7 rebounds in career-high 36 minutes ... Posted his first career double-double with a career-high-tying 14 points and a career-high 11 rebounds against Air Force ... His 7-for-9 shooting accuracy against Air Force was a season-best ... Recorded 10 points and five rebounds in 16 minutes at Wyoming ... Had 2 points and 3 rebounds in only 5 minutes at CSU ... Tied his career-highs in steals and blocks with 2 apiece while contributing 10 points against MSU-

Billings ... Played a season-low 4 minutes vs. SDSU ... Started the prior five games and has nine starts ... Tied career-highs of 14 points and 2 blocks at Weber State while setting new personal bests of .714 FG percentage (5-7), 4 assists and 35 minutes played ... Started and tied career-high of 10 rebounds vs. North Carolina State to equal his 10 boards vs. North Carolina... also dished out 3 assists vs. NC State ... Had 8 points and a team-leading 7 rebounds in 17 minutes vs. Utah State ... Came off the bench against Boise State to record 11 points on a career-high 66.7 percent shooting (4-6) while adding 8 rebounds ... Started and led the team in rebounds with 9 against Utah State while posting a career-high two blocks ... Had 5 points, 6 rebounds and 2 assists in second start at power forward in place of injured Garner Meads vs. California ... Impressed in his Cougar debut at the Maui Invitational, averaging 9.7 points and 6.7 rebounds in 22.7 minutes of play over three games ... Came off the bench vs. North Carolina (9 points, 10 rebounds in 23 minutes) and Stanford (6 points, 4 rebounds in 12 minutes) before starting in place of injured Garner Meads vs. Chaminade (14 points, 6 rebounds in 33 minutes).

MORE ON YOUNG: Young is a 6-foot-6 swingman who transferred from South Plains College in Levelland, Texas, after signing with BYU in the spring ... Young averaged 9.9 points, 7.2 rebounds and 2.1 assists as a freshman at South Plains College in 2003-04 as an honorable mention all-league selection ... He has a good mid-range offensive game and is a strong rebounder ... With his size and ability as a defender and rebounder he will contribute on the wing and could play at the four as well ... As a sophomore, Young has four seasons to play three for the Cougars.

PERSONAL: Born April 1985 in Beaumont, Texas ... son of Cleveland and Lavella Young ... has one brother, Torri ... Enjoys Playstation ... signed out of high school with the University of Memphis along with classmate Kendrick Perkins but decided to attend South Plains College after Perkins chose to enter the 2003 NBA draft ... Prior to signing with BYU he had verbally committed to Texas Tech ... pre-Law major.

Keena Young – 2004-05 Game-by-Game

Opponent	Date	GS	Min	TOTAL			3PTS			REBOUNDS			PF	FO	A	TO	Blk	Stl	Pts	Avg					
				FG	FGA	Pct	3FG	FGA	Pct	FT	FTA	Pct									Off	Def	Tot		
vs North Carolina	11-22-04		23	3	8	.375	0	2	.000	3	5	.600	5	5	10	10.0	1	0	0	1	0	9	9.0		
vs Stanford	11-23-04		12	2	4	.500	0	0	.000	2	3	.667	1	3	4	7.0	0	0	0	1	0	6	7.5		
vs Chaminade	11-24-04	*	33	7	12	.583	0	0	.000	0	0	.000	3	3	6	6.7	2	0	0	0	0	2	14	9.7	
CALIFORNIA	11/27/04	*	21	2	7	.286	0	0	.000	2	2	1.000	5	1	6	6.5	3	0	2	0	1	0	6	8.8	
at Utah State	12/01/04	*	32	2	7	.286	0	1	.000	0	0	.000	4	5	9	7.0	4	0	2	2	2	4	7.8		
at USC	12/04/04	*	19	0	0	.000	0	0	.000	0	0	.000	0	4	4	6.5	0	0	2	0	0	0	6.5		
BOISE STATE UNIVERSITY	12/08/04		20	4	6	.667	0	0	.000	3	4	.750	3	5	8	6.7	2	0	0	2	1	11	7.1		
vs Washington State University	12/11/04		15	1	3	.333	0	0	.000	0	0	.000	0	3	3	6.3	0	0	0	1	0	2	6.5		
UTAH STATE	12/18/04		17	4	9	.444	0	0	.000	0	1	.000	5	2	7	6.3	4	0	0	1	1	0	8	6.7	
NORTH CAROLINA STATE	12/21/04	*	28	1	5	.200	0	0	.000	0	0	.000	3	7	10	6.7	0	0	3	0	0	1	2	6.2	
at Weber State	12-23-04	*	35	5	7	.714	0	0	.000	4	4	1.000	3	6	6	6.6	3	0	4	0	2	0	14	6.9	
SOUTHERN UTAH UNIVERSITY	12/28/04	*	21	3	7	.429	0	0	.000	0	0	.000	2	2	4	6.4	2	0	1	0	1	0	6	6.8	
SANTA CLARA	12/31/04	*	14	0	0	.000	0	0	.000	2	2	1.000	0	3	3	6.2	1	0	0	1	0	0	2	6.5	
at Saint Mary's (CA)	01/04/05	*	24	3	5	.600	0	0	.000	0	0	.000	2	2	4	6.0	2	0	1	1	1	1	6	6.4	
SAN DIEGO STATE	01/08/05		4	0	0	.000	0	0	.000	0	0	.000	0	1	1	5.7	0	0	0	0	0	0	0	6.0	
MONTANA STATE-BILLINGS	01/11/05		20	3	6	.500	0	0	.000	4	8	.500	2	4	6	5.7	1	0	1	2	2	10	6.3		
at Colorado State	1-15-05		5	1	2	.500	0	0	.000	0	1	.000	1	2	3	5.5	1	0	0	0	0	0	2	6.0	
at Wyoming Cowboys	1-17-05		16	5	7	.714	0	0	.000	0	0	.000	1	4	5	5.5	0	0	1	2	2	10	6.2		
AIR FORCE	01/22/05		32	7	9	.778	0	0	.000	2	2	.000	4	7	11	5.8	1	0	0	2	0	0	14	6.6	
NEW MEXICO	02/07/05	*	36	6	8	.750	0	0	.000	2	3	.667	2	5	7	5.9	3	0	0	0	1	1	14	7.0	
UNIVERSITY OF UTAH	01/31/05	*	23	3	6	.500	0	0	.000	4	7	.571	1	3	4	5.8	3	0	2	2	0	2	10	7.1	
at UNLV	02/05/05	*	39	4	12	.333	0	0	.000	2	2	1.000	2	4	6	5.8	2	0	0	4	0	2	10	7.3	
at SAN DIEGO STATE	02-07-05	*	27	4	7	.571	0	0	.000	0	0	.000	0	1	1	5.6	1	0	0	2	0	0	8	7.3	
WYOMING	02/12/05	*	26	2	7	.286	0	0	.000	3	6	.500	3	5	8	5.7	2	0	1	0	1	1	7	7.3	
Totals			14	542	72	144	.500	0	3	.000	31	50	.620	52	84	136	5.7	38	0	17	23	17	15	175	7.3
Young vs. CSU (1 game, BYU record 0-1)			0	5.0	1	2	.500	0	0	.000	0	1	.000	1	2	3	3.0	1	0	0	0	0	2	2.0	

CAREER HIGHS:
 POINTS: 14 vs. Chaminade, at Weber St; vs. Air Force, vs. New Mexico (2005)
 FG MADE: 7 vs. Chaminade, vs. Air Force (2005)
 FG ATT: 12 at UNLV, vs. Chaminade (2005)
 FG %: .778 (7-9) vs. Air Force (2005)
 3FG MADE: -
 3FG ATT: 2 vs. North Carolina (2005)
 3FG %: .000 (0-2) vs. N. Carolina (2005)
 FT MADE: 4 at Weber St., vs. Utah (2005)
 FT ATT: 8 vs. MSU-Billings (2005)
 FT %: 1.000 (4-4) at Weber St. (2005)
 REB: 11 vs. Air Force (2005)
 ASSISTS: 4 at Weber State (2005)
 STEALS: 2 vs. MSU-Billings, vs. Chaminade, at Utah State, vs. Utah, at UNLV (2005)
 BLOCKS: 2 vs. MSU-Billings, at Utah State, at Weber St., at Wyoming (2005)
 MINUTES: 39 at UNLV (2005)



JOSHUA BURGESS
 6-8 • 230 • junior • forward
 Irvine, Calif.

NOTING BURGESS: Has played in three games, last appearing vs. Utah with one rebound in one minute ... Knocked down a three-pointer against MSU-Billings for his first bucket of the year ... Saw his prior regular-season action of the year vs. Southern Utah with one rebound and one assist in three minutes played ... Played in both exhibition games, logging an average of 4.0 minutes per game.

MORE ON BURGESS: Burgess joined the team in fall 2003 as a sophomore after playing at Irvine Valley College in 2003 ... He practiced with the team while sitting out due to transfer rules He is an aggressive rebounder with a good shooting touch with three-point range.

PERSONAL: Burgess was born March 1981 in Sandy, Utah ... parents are Kenneth and Sandi Burgess ... has three brothers and one sister ... brother Chris played at Duke and Utah before playing professionally overseas ... brother David is a freshman teammate at BYU this season and first cousin Sam Burgess is a sophomore who has joined the team after returning from a two-year mission ... sister Angela played on BYU's women's basketball team from 1998-99 ... served a two-year mission for the Church of Jesus Christ of Latter-day Saints in San Pablo, Philippines from August 2000 to July 2002 ... fitness and wellness management major.

Joshua Burgess – 2004-05 Game-by-Game


Opponent	Date	GS	Min	TOTAL			3-PTS			REBOUNDS															
				FG	FGA	Pct.	3FG	FGA	Pct.	FT	FTA	Pct.	Off	Def	Tot	Avg	PF	FO	A	TO	Blk	Stl	Pts	Avg	
vs North Carolina	11-22-04			DNP - coach's decision																					
vs Stanford	11-23-04			DNP - coach's decision																					
vs Chaminade	11-24-04			DNP - coach's decision																					
CALIFORNIA	11-27-04			DNP - coach's decision																					
at Utah State	12-01-04			DNP - coach's decision																					
at USC	12-04-04			DNP - coach's decision																					
BOISE STATE UNIVERSITY	12-08-04			DNP - coach's decision																					
vs Washington State University	12-11-04			DNP - coach's decision																					
UTAH STATE	12-18-04			DNP - coach's decision																					
NORTH CAROLINA STATE	12-21-04			DNP - coach's decision																					
at Weber State	12-23-04			DNP - coach's decision																					
SOUTHERN UTAH UNIVERSITY	12-28-04		3	0	1	.000	0	0	.000	0	0	.000	0	1	1	1.0	0	0	1	0	0	0	0	0.0	
SANTA CLARA	12-31-04			DNP - coach's decision																					
at Saint Mary's (CA)	01-04-05			DNP - coach's decision																					
SAN DIEGO STATE	01-08-05			DNP - coach's decision																					
MONTANA STATE-BILLINGS	01-11-05		6	1	1	1.000	1	1	1.000	0	0	.000	0	0	0	0.5	0	0	0	0	0	0	3	1.5	
at Colorado State	1-15-05			DNP - coach's decision																					
at Wyoming	1-17-05			DNP - coach's decision																					
AIR FORCE	1-22-05			DNP - coach's decision																					
NEW MEXICO	01-24-05			DNP - coach's decision																					
UNIVERSITY OF UTAH	01-31-05		1	0	0	.000	0	0	.000	0	0	.000	1	0	1	0.7	0	0	0	0	0	0	0	1.0	
at UNLV	02-05-05			DNP - coach's decision																					
at SAN DIEGO STATE	02-07-05			DNP - coach's decision																					
WYOMING	02-12-05			DNP - coach's decision																					
Totals			0	10	1	2	.500	1	1	1.000	0	0	.000	1	1	2	0.7	0	0	1	0	0	0	3	1.0

Burgess vs. CSU (did not play in first meeting this year)

CAREER HIGHS:

POINTS: - 3 vs. MSU-Billings (2005)
 FG MADE: - 1 vs. MSU-Billings (2005)
 FG ATT: 1 vs. MSU-Billings (2005), vs. Southern Utah (2005)
 FG%: 1.000 (1-1) vs. MSU-Billings (2005)
 3FG MADE: - 1 vs. MSU-Billings (2005)
 3FG ATT: - 1 vs. MSU-Billings (2005)
 3FG%: - 1.000 (1-1) vs. MSU-Billings (2005)
 FT MADE: -
 FT ATT: -
 FT%: -
 REB: 1 vs. Southern Utah, vs. Utah (2005)
 ASSISTS: 1 vs. Southern Utah (2005)
 STEALS: -
 BLOCKS: -
 MINUTES: 3 vs. Southern Utah (2005)





TERRY NASHIF
 5-10 • 165 • senior • point guard
 Vancouver, Wash.

NOTING NASHIF: Nashif came off the bench for 2 minutes vs. Wyoming and for three minutes at SDSU ... Played 2 minutes at UNLV ... He had 2 assists vs. Utah ... In BYU's win over New Mexico he logged a productive 12 minutes, contributing 3 points, 3 assists and 2 rebounds ... He did not play at Wyoming and vs. Air Force ... Has seven starts earlier in the year ... Played 5 minutes at CSU, going 0-3 with 1 rebound ... Scored a season-high 10 points in 11 minutes on 4-5 shooting vs. MSU-Billings and tied his career-high in steals with 3 ... Played season-low 2 minutes vs. SDSU ... Scored 5 points off the bench at Saint Mary's, including a clutch three when the Cougars were still in the game ... Made his seventh start in of the year against Washington State but played just six minutes ... Dished out a career-high 10 assists in 25 minutes of action off the bench at USC ... Had a season-high 8 points, career-best 8 rebounds and 5 assists in career-most 31 minutes vs. California ... Started all three games at the Maui Invitational, averaging 4.7 points and a team-leading 3.3 assists per game ... took a career-most 9 field goal attempts and 5 three-point attempts vs. Stanford ... also took 5 treys vs. Cal.

MORE ON NASHIF: Nashif is a solid floor leader with three years of reserve experience who earned the start at the point to begin the season ... He was the primary backup as a freshman and sophomore and played in 23 of 30 games last season as a junior ... He made seven starts in 76 appearances in his first three seasons ... A smart player and good distributor of the ball, he led BYU in assists (3.0) and ranked first among MWC players in Assist/TO Ratio during league games as a sophomore when he made six starts and saw his most extended playing time ... He can knock down the three-pointer and is an excellent ballhandler ... Last year he played a season-high 21 minutes and scored a season-high 6 points while adding 4 rebounds and 3 assists against Western Oregon ... He dished out a career-best 8 assists against Idaho State at the Cable Car Classic in 18 minutes ... As a sophomore matched up against UNLV's Marcus Banks, who went onto become an NBA first-round draft selection, Nashif had 2 blocks and 7 assists (1 turnover), adding 4 boards.

PERSONAL: Born July 1980 in Vancouver, Wash. ... parents are Bruce and Kathy Nashif ... ancestry comes from Lebanon ... served a mission for the Church of Jesus Christ of Latter-day Saints to Columbia, S.C., returning in July 2001 ... recruited by Harvard and Portland State ... engaged to marry Katie Williamson on Nov. 6, 2004 ... physical education major.

Terry Nashif – 2004-05 Game-by-Game

Opponent	Date	GS	Min	TOTAL		3PTS			REBOUNDS				Avg	PF	FO	A	TO	Blk	Stl	Pts	Avg				
				FG	FGA	Pct	3FG	FGA	Pct	FT	FTA	Pct										Off	Def	Tot	
vs North Carolina	11/22/04	*	23	1	3	.333	1	3	.333	0	0	.000	0	1	1	1.0	1	0	4	8	0	1	3	3.0	
vs Stanford	11/23/04	*	30	2	9	.222	1	5	.200	2	2	1.000	0	1	1	1.0	4	0	1	3	0	1	7	5.0	
vs Chaminade	11/24/04	*	21	2	3	.667	0	0	.000	0	0	.000	0	4	4	2.0	2	0	5	1	1	1	4	4.7	
CALIFORNIA	11/27/04	*	31	3	8	.375	2	5	.400	0	0	.000	0	8	8	3.5	4	0	5	3	0	0	8	5.5	
at Utah State	12/01/04	*	10	0	0	.000	0	0	.000	0	0	.000	0	0	0	2.8	0	0	1	2	0	0	0	4.4	
at USC	12/04/04	*	25	0	4	.000	0	3	.000	0	0	.000	0	3	3	2.8	3	0	10	2	0	1	0	3.7	
BOISE STATE UNIVERSITY	12/08/04	*	17	0	2	.000	0	1	.000	1	2	.500	0	1	1	2.6	0	0	0	1	0	0	1	3.3	
vs Washington State University	12/11/04	*	6	0	1	.000	0	1	.000	0	0	.000	0	0	0	2.3	1	0	0	0	0	0	0	2.9	
UTAH STATE	12/18/04	*	12	0	2	.000	0	1	.000	0	0	.000	0	0	0	2.0	0	0	4	1	0	1	0	2.6	
NORTH CAROLINA STATE	12/21/04	*	8	0	2	.000	0	2	.000	0	0	.000	0	0	0	1.8	0	0	1	0	0	0	0	2.3	
at Weber State	12/23/04	*	6	0	0	.000	0	0	.000	0	0	.000	0	0	0	1.6	0	0	0	1	0	0	0	2.1	
SOUTHERN UTAH UNIVERSITY	12/28/04	*	9	0	1	.000	0	0	.000	0	0	.000	0	3	3	1.8	0	0	0	0	0	1	0	1.9	
SANTA CLARA	12/31/04	*	2	0	1	.000	0	1	.000	0	0	.000	0	0	0	1.6	0	0	0	0	0	0	0	1.8	
at Saint Mary's (CA)	01/04/05	*	17	2	6	.333	1	3	.333	0	0	.000	0	1	1	1.6	0	0	0	2	0	0	5	2.0	
SAN DIEGO STATE	01/08/05	*	2	0	0	.000	0	0	.000	0	0	.000	0	0	0	1.5	0	0	0	0	0	0	0	1.9	
MONTANA STATE-BILLINGS	01/11/05	*	11	4	5	.800	2	2	1.000	0	0	.000	0	2	2	1.5	0	0	2	1	0	3	10	2.4	
at Colorado State	1-15-05	*	5	0	3	.000	0	2	.000	0	0	.000	0	1	1	1.5	2	0	0	0	0	0	0	2.2	
at Wyoming	1-17-05	DNP - coach's decision																							
AIR FORCE	1-22-05	DNP - coach's decision																							
NEW MEXICO	01/24/05	*	12	0	1	.000	0	1	.000	3	4	.750	0	2	2	1.5	0	0	3	1	0	1	3	2.3	
UNIVERSITY OF UTAH	01/31/05	*	9	0	1	.000	0	0	.000	0	0	.000	0	0	0	1.4	0	0	2	1	0	0	0	2.2	
at UNLV	02/05/05	*	2	0	0	.000	0	0	.000	0	0	.000	0	0	0	1.4	0	0	0	0	0	0	0	2.1	
at SAN DIEGO STATE	02-07-05	*	3	0	0	.000	0	0	.000	0	0	.000	0	0	0	1.3	0	0	0	0	0	0	0	2.0	
WYOMING	02/12/05	*	2	0	0	.000	0	0	.000	0	0	.000	0	1	1	1.3	1	0	0	1	0	0	0	1.9	
Totals			7	263	14	52	.269	7	30	.233	6	8	.750	0	28	28	1.3	18	0	38	28	1	10	41	1.9
Nashif vs. Colorado State (6 games)			7.0	2	8	.250	1	5	.200	2	2	1.000	1	10	11	1.8	6	0	7	1	0	2	7	1.2	

CAREER HIGHS:

POINTS: 11 at SDSU (2003)
 FG MADE: 4 vs. MSU-Billings (2005)
 FG ATT: 9 vs. Stanford (2005)
 FG%: 1.000 (3-3) at SDSU (2003)
 3FG MADE: 3 at SDSU (2003)
 3FG ATT: 5 vs. Sanford, Cal (2005)
 3FG%: 1.000 (3-3) at SDSU (2003)
 FT MADE: 6 vs. Rice
 FT ATT: 6 vs. CSUN (2002), Rice
 FT %: 1.000 (6-6) vs. Rice
 REB: 8 vs. California (2005)
 ASSISTS: 10 at USC (2005)
 STEALS: 3 vs. MSU-Billings (2005), at AFA (2004)
 BLOCKS: 2 vs. UNLV
 MINUTES: 31 vs. California (2005)

NASHIF PRIOR YEARS' STATS

YEAR	GP	GS	MIN	AVG	FG	FGA	PCT	3FG	FGA	PCT	FT	FTA	PCT	OFF	DEF	TOT	AVG	PF	FO	A	AVG	TO	BLK	STL	PTS	AVG
2001-02	21	0	60	2.9	1	3	.333	0	2	.000	9	12	.750	0	9	9	0.4	9	0	10	0.5	9	0	2	11	0.5
2002-03	32	6	470	14.7	21	61	.344	10	26	.385	17	23	.739	5	47	52	1.6	43	0	68	2.1	23	3	18	69	2.2
2003-04	23	1	171	7.4	6	22	.273	3	13	.231	7	9	.778	2	22	24	1.0	21	1	26	1.1	10	1	9	22	1.0
3-Year Totals	76	7	701	9.2	28	86	.326	13	41	.317	33	44	.750	7	78	85	1.1	73	1	104	1.3	42	4	29	102	1.3





BROCK REICHNER

6-4 • 205 • junior • guard
Provo, Utah

NOTING REICHNER: Has played in seven regular-season games, last appearing for three minutes against Utah ... Also played one minute vs. New Mexico ... He played five minutes at Wyoming, six minutes vs. MSU-Billings, two minutes at Saint Mary's, four minutes vs. Southern Utah and saw late action vs. Chaminade ... Saw first-half action for the first time this year at Wyoming ... Scored 4 points on 2-3 shooting and pulled down two rebounds, both career-highs, against MSUB ... He had 3 points, 1 rebound and 1 assist vs. SUU ... Played in one of two exhibitions, scoring 3 points vs. Calgary.

MORE ON REICHNER: Reichner unites with the Cougars this fall as a junior after being one of Salt Lake Community College's major contributors in 2004 ... The 6-foot-4 Reichner adds to BYU's backcourt a solid shooter and talented defender and rebounder ... Reichner played at the College of Eastern Utah and served a two-year mission for the Church of Jesus Christ of

Latter-day Saints before transferred to SLCC for his sophomore year where Reichner earned honorable mention honors, leading the SWAC in free throw shooting at 89 percent ... He averaged 10.5 points, 4.5 rebounds and 2.1 assists and earned Academic All-American honors.

PERSONAL: Reichner was born July 1981 in Rexburg, Idaho ... parents are Mark and Irene Reichner ... married to Chanell Rose, who was a member of the BYU women's basketball team (2000-2003) and is the daughter of BYU associate head coach Dave Rose ... youngest of three brothers and two sisters ... brother David played at Utah and is now an assistant coach at San Jose State ... served a two year mission for the Church of Jesus Christ of Latter-day Saints in Portugal Lisbon South mission from October 2000 to December 2002 ... international relations major.

Brock Reichner – 2004-05 Game-by-Game

Opponent	Date	GS	Min	TOTAL			3PTS			REBOUNDS					PF	FO	A	TO	Blk	Stl	Pts	Avg	
				FG	FGA	Pct	3FG	FGA	Pct	FT	FTA	Pct	Off	Def									Tot
vs North Carolina	11-22-04																						
vs Stanford	11-23-04																						
vs Chaminade	11-24-04			1	0	0	.000	0	0	.000	0	0	.000	0	0	0	0	0	0	0	0	0.0	
CALIFORNIA	11-27-04																						
at Utah State	12/01/04																						
at USC	12/04/04																						
BOISE STATE UNIVERSITY	12/08/04																						
vs Washington State University	12/11/04																						
UTAH STATE	12/18/04																						
NORTH CAROLINA STATE	12/21/04																						
at Weber State	12/23/04																						
SOUTHERN UTAH UNIVERSITY	12/28/04			4	1	2	.500	1	2	.500	0	2	.000	1	0	1	0.5	0	0	0	3	15	
SANTA CLARA	12/31/04																						
at Saint Mary's (CA)	01/04/05			2	0	0	.000	0	0	.000	0	0	.000	0	0	0	0.3	0	0	0	0	10	
SAN DIEGO STATE	01/08/05																						
MONTANA STATE-BILLINGS	01/11/05			6	2	3	.667	0	0	.000	0	0	.000	0	2	2	0.8	2	0	0	0	18	
at Colorado State	1-15-05																						
at Wyoming Cowboys	1-17-05			5	0	0	.000	0	0	.000	0	0	.000	0	1	1	0.8	0	0	0	0	14	
AIR FORCE	1-22-05																						
NEW MEXICO	01/24/05			1	0	0	.000	0	0	.000	0	0	.000	0	0	0	0.7	0	0	0	0	12	
UNIVERSITY OF UTAH	01/31/05			3	0	0	.000	0	0	.000	0	0	.000	0	0	0	0.6	0	0	0	0	10	
at UNLV	02/05/05																						
at SAN DIEGO STATE	02-07-05																						
WYOMING	02/12/05																						
Totals		0	22	3	5	.600	1	2	.500	0	2	.000	1	3	4	0.6	2	0	1	1	0	7	10

Reichner vs. CSU (did not play in the first meeting this year)

CAREER HIGHS:

POINTS: 4 vs. MSU-Billings (2005)
 FG MADE: 2 vs. MSU-Billings (2005)
 FG ATT: 3 vs. MSU-Billings (2005)
 FG %: .667 (2-3) vs. MSU-Billings (2005)
 3FG MADE: 1 vs. Southern Utah (2005)
 3FG ATT: 2 vs. Southern Utah (2005)
 3FG %: .500 (1-2) vs. SUU (2005)
 FT MADE: -
 FT ATT: 2 vs. Southern Utah (2005)
 FT %: .000 (0-2) vs. SUU (2005)
 REB: 2 vs. MSU-Billings (2005)
 ASSISTS: 1 vs. Southern Utah (2005)
 STEALS: -
 BLOCKS: -
 MINUTES: 6 vs. MSU-Billings (2005)



AUSTIN AINGE
 6-2 • 180 • sophomore • point guard
 Gilbert, Ariz.

NOTING AINGE: Second in the MWC in assists in league games (4.9 apg) and ranks third overall (4.0 apg) ... Leads the team in assists and second in scoring and steals ... Recorded 10 points, 4 rebounds and 3 assists vs. Wyoming ... Had 4 points, 3 assists and 2 rebounds at SDSU ... Scored 19 points, including 12 in overtime, to seal BYU's win at UNLV ... After going 1-for-19 over the prior three games, Ainge led BYU against Utah with 15 points on 5-8 shooting while adding five assists ... Tied career-best 8 assists with only 2 turnovers while grabbing 4 rebounds in 23 minutes vs. New Mexico ... Recorded 6 rebounds, 6 assists and 5 points against Air Force ... Had worst shooting night of the year at Wyoming, going 0-for-8 but contributed 4 rebounds, 3 assists, 2 steals and 2 points ... Scored career-best 25 points at CSU with new personal bests of 8 FG, 14 FGA and 5 3FG (tying 9 3FGA) while adding a game-high 6 assists... Tied his career-high in assists with 8 against

MSU-Billings along with contributing 10 points ... Logged career-most 38 minutes vs. SDSU with career-equaling 4 steals as well as 5 assists, 6 rebounds and 9 points ... Played 37 minutes vs. Santa Clara with 9 points, 7 rebounds, 7 assists and 2 steals ... His 7 rebounds was a career-high and his 7 assists was one shy of his career mark ... Made career-high 4 treys in 5 attempts vs. Southern Utah, scoring 14 points with 5 assists ... Played 34 minutes at Weber State with career-high 4 steals, along with 9 points, 4 rebounds and 3 assists ... In 32 minutes vs. NC State he dishing out a career-high 8 assists along with 9 points and 4 rebounds ... Got his second start of the year vs Utah State and scored a career-high 21 points on 6-of-9 shooting, including 3 treys, and 6-of-8 from the line ... Scored 16 points on 58 percent (7-12) shooting in 31 minutes against Washington State ... Came off the bench to dish out 5 assists while adding 14 points and 5 rebounds against Boise State ... Made his first start and scored 7 points on 2-2 shooting, including one three-point-er, at USC ... Scored 15 points at Utah State on Dec. 1 ... Played backup point minutes at the Maui Invitational, averaging 2.7 points and 1.0 assists ... Scored 6 points vs. North Carolina, going 2-of-3 from behind the extended three-point arc ... He played more minutes in each of the first three games this season than his game-high last year of 10 minutes.

MORE ON AINGE: Ainge has had the misfortune of being injured just prior to the start of the season the past two years ... He redshirted in 2002-03 and saw mostly limited action last year after returning ... He is a smart player and leader and a good three-point shooter ... A point guard with an excellent understanding of the game, he is the son of former BYU All-American, NBA All-Star, and Phoenix Suns head coach Danny Ainge, who is currently the executive director of basketball operations for the Boston Celtics ... Last year he missed the first nine games with an injury before making his college debut, hitting his only shot to score two points and grabbing one rebound in two minutes vs. Idaho State at the Cable Car Classic ... He saw his first extended playing time vs. CSU in Provo, logging a season-best 10 minutes, including first-half action for the first time, while scoring a season-best 6 points on 2-of-3 shooting and adding a season-high 2 assists ... also played 10 minutes at Air Force ... Appeared in eight games overall, averaging 1.3 points, 0.4 rebounds and 0.8 assists in 4.5 minutes per outing.


PERSONAL: Born September 1981.... parents are Danny and Michelle Ainge has three brothers and two sisters ... first cousin Erik Ainge is a freshman quarterback at Tennessee ... served mission for the Church of Jesus Christ of Latter-day Saints to the Dominican Republic ... married Crystal Bluth of Gilbert, Ariz., on April 26, 2003 ... international relations major.

Austin Ainge – 2004-05 Game-by-Game																								
Opponent	Date	GS	Min	TOTAL			3PTS			REBOUNDS			PF	FO	A	TO	Blk	Stl	Pts	Avg				
				FG	FGA	Pct	3FG	FGA	Pct	FT	FTA	Pct									Off	Def	Tot	Avg
vs North Carolina	11-22-04	18	2	3	.667	2	3	.667	0	0	.000	0	1	1	1.0	1	0	1	4	0	1	6	6.0	
vs Stanford	11-23-04	12	0	1	.000	0	1	.000	0	0	.000	0	0	0	0.5	1	0	0	4	0	0	0	3.0	
vs Chamaineade	11-24-04	14	1	3	.333	0	1	.000	0	0	.000	0	4	4	1.7	3	0	2	3	0	0	2	2.7	
CALIFORNIA	11-27-04	9	0	2	.000	0	1	.000	2	2	1.000	0	1	1	1.5	0	0	1	0	0	0	2	2.5	
at Utah State	12/01/04	30	6	13	.462	3	9	.333	0	0	.000	0	2	2	1.6	1	0	3	4	0	2	15	5.0	
at USC	12/04/04	* 12	2	2	1.000	1	1	1.000	2	2	1.000	0	0	0	1.3	1	0	2	5	0	1	7	5.3	
BOISE STATE UNIVERSITY	12/08/04	25	4	8	.500	2	4	.500	4	6	.667	0	5	5	1.9	3	0	5	3	0	1	14	6.6	
vs Washington State University	12/11/04	31	7	12	.583	2	6	.333	0	0	.000	2	2	2	1.9	1	0	4	1	0	0	16	7.8	
UTAH STATE	12/18/04	* 30	6	9	.667	3	5	.600	6	8	.750	0	2	2	1.9	0	0	3	4	0	1	21	9.2	
NORTH CAROLINA STATE	12/21/04	* 32	3	10	.300	1	3	.333	2	2	1.000	0	4	4	2.1	4	0	8	6	0	1	9	9.2	
at Weber State	12-23-04	* 34	4	9	.444	1	3	.333	0	0	.000	1	3	4	2.3	2	0	3	1	0	4	9	9.2	
SOUTHERN UTAH UNIVERSITY	12/28/04	* 31	5	9	.556	4	5	.800	0	0	.000	0	3	3	2.3	1	0	5	2	0	3	14	9.6	
SANTA CLARA	12/31/04	* 37	2	8	.250	1	5	.200	4	4	1.000	0	7	7	2.7	1	0	7	5	0	2	9	9.5	
at Saint Mary's (CA)	01/04/05	* 19	3	7	.429	0	2	.000	0	0	.000	0	1	1	2.6	4	0	2	6	0	2	6	9.3	
SAN DIEGO STATE	01/08/05	* 38	4	11	.364	0	3	.000	1	3	.333	1	5	6	2.8	1	0	5	5	0	4	9	9.3	
MONTANA STATE-BILLINGS	01/11/05	* 23	3	5	.600	2	3	.667	2	2	1.000	0	2	2	2.8	3	0	8	2	0	0	10	9.3	
at Colorado State	1-15-05	* 36	8	14	.571	5	9	.556	4	4	1.000	2	1	3	2.8	4	0	6	2	0	2	25	10.2	
at Wyoming Cowboys	1-17-05	* 27	0	8	.000	0	6	.000	2	2	1.000	1	3	4	2.8	0	0	3	2	0	2	2	9.8	
AIR FORCE	01/22/05	* 29	1	5	.200	1	4	.250	2	2	1.000	2	4	6	3.0	1	0	6	5	0	0	5	9.5	
NEW MEXICO	01/24/05	* 23	0	6	.000	0	4	.000	0	0	.000	0	4	3	1	4	0	8	2	0	1	0	9.1	
UNIVERSITY OF UTAH	01/31/05	* 32	5	8	.625	1	3	.333	4	5	.800	0	0	0	2.9	1	0	5	3	0	1	15	9.3	
at UNLV	02/05/05	* 42	5	8	.625	2	5	.400	7	8	.875	0	3	3	2.9	3	0	5	4	0	0	19	9.8	
at SAN DIEGO STATE	02-07-05	* 29	2	7	.286	0	4	.000	0	0	.000	2	2	2.9	0	0	3	2	0	1	4	9.5		
WYOMING	02/12/05	* 36	3	8	.375	2	5	.400	2	3	.667	0	4	4	2.9	3	0	3	3	0	0	10	9.5	
Totals		17	649	76	176	.432	33	95	.347	44	53	.830	7	63	70	2.9	43	0	97	79	0	29	229	9.5
Ainge vs. CSU (2 games, BYU record 1-1)		1	23.0	10	17	.588	6	11	.545	5	6	.833	2	1	3	1.5	6	0	8	3	0	2	31	15.5

CAREER HIGHS:	
POINTS:	25 at Colorado State (2005)
FG MADE:	8 at Colorado State (2005)
FG AT:	14 at Colorado St (2005)
FG%:	.667 (6-9) vs. Utah State (2005)
3FG MADE:	5 at CSU (2005)
3FG AT:	9 at Utah State, at CSU (2005)
3FG%:	.800 (4-5) vs. SUU (2005)
FT MADE:	7 at UNLV (2005)
FT AT:	8 vs. Utah State (2005)
FT%:	1.000 (4-4) vs. Santa Clara, at CSU (2005)
REB:	7 vs. Santa Clara (2005)
ASSTS:	8 vs. MSU-Billings, vs. NC State vs. UNM (2005)
STEALS:	4 at Weber State, vs. SDSU (2005)
BLOCKS:	1 vs. New Mexico (2004)
MIN:	42 at UNLV (2005)

AINGE PRIOR YEARS' STATS																											
YEAR	GP	GS	MIN	AVG	FG	FGA	PCT	3FG	FGA	PCT	FT	FTA	PCT	OFF	DEF	TOT	AVG	PF	FO	A	AVG	TO	BLK	STL	PTS	AVG	
2003-04	8	0	36	4.5	4	8	.500	1	4	.250	1	2	.500	0	3	3	0.4	6	0	6	0.8	6	1	0	10	1.3	





SAM BURGESS
 6-3 • 190 • sophomore • guard
 Alpine, Utah

NOTING BURGESS: Played 4 minutes, missing both three attempts, vs. Wyoming ... Recorded 1 steal in 4 minutes of action at SDSU ... Pulled down 1 rebound and recorded 1 assist in 3 minutes of action at UNLV ... Played 2 minutes against Utah, 8 minutes vs. New Mexico and 3 minutes against Air Force ... Played 14 minutes as the backup point guard at Wyoming, knocking down a trey and adding 2 rebounds, 1 assist and 1 steal ... Played mostly limited action the prior 10 outings after not playing in two games ... Had 1 assist in 4 minutes at CSU ... Played 18 minutes vs. MSU-Billings, adding 6 points and a career-high 4 assists ... Saw 12 minutes on the floor vs. Southern Utah, scoring 5 points ... Scored 5 points in 9 minutes vs. Utah State ... Played 4 minutes vs. Washington State at the Delta Center ... Scored 5 points in 12 minutes in his only start vs. California ... Scored 8 points with 3 rebounds, 3 blocks and 2 steals in season-high 26 minutes vs. Chaminade in BYU's win.

MORE ON BURGESS: Burgess is a 6-foot-3, 190-pound shooting guard who averaged 17.2 points per game during his one year at Snow College (Utah) prior to committing to BYU ... After playing at Snow, he left to serve a two-year mission for the Church of Jesus Christ of Latter-day Saints in Spokane, Wash., returning in May 2004 ... He is an excellent shooter and solid defender ... As a freshman prior to his mission and led the Scenic West Athletic Conference in three-point accuracy in 2001-02, making 49 percent (95-192) of his long range attempts while shooting 53 percent overall from the floor ... He shot 79 percent from the free throw line ... Burgess prepped at Lone Peak High School in Highland, Utah, where he was a first-team all-state athlete in three football, basketball and baseball.

PERSONAL: Born in November 1982, Burgess is a native of Alpine, Utah ... Parents are Andrew and Wealtha Burgess ... He is one of six children ... Two of his current teammates on BYU's team are his first cousins - brothers Joshua and David Burgess ... He served a two-year mission for the Church of Jesus Christ of Latter-day Saints in Spokane, Wash.

Sam Burgess – 2004-05 Game-by-Game

Opponent	Date	GS	Min	TOTAL			3PTS			REBOUNDS			PF	FO	A	TO	Blk	Stl	Pts	Avg					
				FG	FGA	Pct	3FG	3FGA	Pct	FT	FTA	Pct									Off	Def	Tot	Avg	
vs North Carolina	11-22-04	15	27	2	7	.286	0	2	.000	0	0	.000	0	1	1	1.0	4	0	0	2	0	0	4	4.0	
vs Stanford	11-23-04	8	0	3	.000	0	2	.000	0	0	.000	0	1	1	1.0	1	0	1	0	0	0	0	0	2.0	
vs Chaminade	11-24-04	26	3	11	.273	2	6	.333	0	0	.000	1	2	3	1.7	3	0	0	2	3	2	8	4.0		
CALIFORNIA	11-27-04	*	12	1	5	.200	1	4	.250	3	3	1.000	1	0	1	1.5	3	0	0	1	0	1	6	4.5	
at Utah State	12/01/04		9	1	2	.500	0	0	.000	0	0	.000	0	1	1	1.4	0	0	0	1	0	0	2	4.0	
at USC	12/04/04																								
BOISE STATE UNIVERSITY	12/08/04																								
vs Washington State University	12/11/04		4	0	0	.000	0	0	.000	0	0	.000	0	0	0	1.2	1	0	0	1	0	0	0	3.3	
UTAH STATE	12/18/04		9	2	5	.400	1	1	1.000	0	0	.000	0	0	0	1.0	2	0	0	0	0	1	5	3.6	
NORTH CAROLINA STATE	12/21/04		0	0	1	.000	0	1	.000	0	0	.000	0	1	1	1.0	0	0	0	0	0	0	0	3.1	
at Weber State	12-23-04		1	0	0	.000	0	0	.000	0	0	.000	0	0	0	0.9	0	0	0	0	0	0	0	2.8	
SOUTHERN UTAH UNIVERSITY	12/28/04		12	1	4	.250	1	3	.333	2	2	1.000	1	0	1	0.9	4	0	0	1	0	0	5	3.0	
SANTA CLARA	12/31/04		2	0	0	.000	0	0	.000	0	0	.000	0	0	0	0.8	1	0	0	0	0	0	0	2.7	
at Saint Mary's (CA)	01/04/05		6	0	2	.000	0	0	.000	0	0	.000	0	0	0	0.8	0	0	1	1	0	0	0	2.5	
SAN DIEGO STATE	01/08/05		2	0	1	.000	0	1	.000	0	0	.000	0	1	1	0.8	1	0	0	1	0	0	0	2.3	
MONTANA STATE-BILLINGS	01/11/05		18	1	4	.250	1	1	1.000	3	4	.750	1	2	3	0.9	4	0	4	2	0	3	6	2.6	
at Colorado State	1-15-05		4	0	0	.000	0	0	.000	0	0	.000	0	0	0	0.9	1	0	1	0	0	0	0	2.4	
at Wyoming Cowboys	1-17-05		14	1	2	.500	1	2	.500	0	0	.000	0	2	2	0.9	1	0	1	2	0	1	3	2.4	
AIR FORCE	01/22/05		3	0	0	.000	0	0	.000	0	0	.000	0	0	0	0.9	1	0	1	0	0	0	0	2.3	
NEW MEXICO	01/24/05		8	0	2	.000	0	1	.000	0	0	.000	0	1	1	0.9	1	0	1	1	0	0	0	2.2	
UNIVERSITY OF UTAH	01/31/05		2	0	0	.000	0	0	.000	0	0	.000	0	0	0	0.8	0	0	0	0	0	0	0	2.1	
at UNLV	02/05/05		3	0	0	.000	0	0	.000	0	0	.000	0	1	1	0.9	1	0	1	0	0	0	0	2.0	
at SAN DIEGO STATE	02-07-05		4	0	2	.000	0	1	.000	0	0	.000	0	0	0	0.8	0	0	0	0	0	1	0	1.9	
WYOMING	02/12/05		4	0	2	.000	0	2	.000	0	0	.000	0	0	0	0.8	1	0	0	0	0	0	0	1.8	
Totals			1	166	12	53	226	7	27	259	8	9	889	4	13	17	0.8	30	0	10	16	3	9	39	1.8
Burgess vs. CSU (1 game, BYU record 0-1)			0	4.0	0	0	.000	0	0	.000	0	0	.000	0	0	0	0.0	1	0	1	0	0	0	0	0.0

CAREER HIGHS:

POINTS: 8 vs. Chaminade (2005)
 FG MADE: 3 vs. Chaminade (2005)
 FG ATT: 11 vs. Chaminade (2005)
 FG%: .500 (1-2) at Utah State, at Wyoming (2005)
 3FG MADE: 2 vs. Chaminade (2005)
 3FG ATT: 6 vs. Chaminade (2005)
 3FG%: 1.000 (1-1) vs. MSU-Billings (2005)
 FT MADE: 3 vs. MSU-Billings, vs. California (2005)
 FT ATT: 4 vs. MSU-Billings (2005)
 FT%: 1.000 (3-3) vs. Cal (2005)
 REB: 3 vs. MSU-Billings, vs. Chaminade (2005)
 ASSISTS: 4 vs. MSU-Billings (2005)
 STEALS: 3 vs. MSU-Billings (2005)
 BLOCKS: 3 vs. Chaminade (2005)
 MINUTES: 26 vs. Chaminade (2005)



JIMMY BALDERSON
 6-6 • 200 • sophomore • guard
 Magrath, Alberta, Canada

NOTING BALDERSON: Started the last seven games ... Scored team-high 11 points, his fourth straight double-figure outing, and tied career-best 7 rebounds vs. Wyoming, hitting 3-of-5 treys ... Had 14 points at SDSU ... Posted a career-high 23 points while going 5-9 from three-point range and tied his career-high with seven rebounds at UNLV ... Scored 13 points on 4-6 shooting, including 3-4 from three-point range against Utah ... Played 11 minutes vs. UNM without scoring and played a career-high 29 minutes against Air Force, scoring 5 points ... Started at Wyoming, recording 9 points and a season-high 4 rebounds ... Played four minutes at CSU, going 0-4 ... Was perfect from the field against MSU-Billings, going 3-3 and scoring 9 points ... scored 11 points in 14 minutes off the bench on 4-of-5 shooting vs. Southern Utah ... Played less than a minute at Weber State and did not play vs. NC State after starting the prior three games ... shot 2-of-15 from the floor in his three starts ... Recorded a career-high 22 points at USC on 6-12 shooting, including a career-best 5 three-pointers ... Scored 6 points on .500 shooting in 11-

minute season debut at Utah State after coming out of redshirt year ... Sat out the first four games planning to redshirt after August return from his two-year LDS Church mission to the Marshall Islands.

MORE ON BALDERSON: Balderson is a 6-foot-6 guard who averaged 4.0 points per game and 1.5 rebounds per game as a freshman at BYU prior to serving a two-year mission for the Church of Jesus Christ of Latter-day Saints ... He returned in August ... A talented scorer, he has excellent range from the three-point arc and has good size. ... He plans to redshirt to allow time to get back into playing condition after his missionary service ... Balderson played in 27 of 30 games as a freshman reserve on BYU's 18-12 team that advanced to the second round of the NIT, logging 8.5 minutes per game while shooting .487 from the floor, .306 (11-of-36) on threes and .657 from the line ... His 48.7 percent shooting from the floor led all BYU perimeter players ... He was seventh on the team in scoring ... He appeared in all 14 league games, averaging 3.6 points and 1.3 rebounds in 8.3 minutes ... He scored double-digit points in three games ... He led BYU in scoring, rebounds and steals with season highs of 19 points, 7 rebounds and 3 steals in BYU's win over Fort Lewis College ... he totaled 14 points and 6 rebounds in a loss at Air Force and scored 11 points with 2 rebounds and a season-high 2 assists in a home win over Southern Utah ... He came off the bench cold in the closing moments of regulation at Pepperdine and promptly hit a three-pointer from the corner as time expired to send the game into overtime ... He scored in 21 of his 27 appearances and grabbed a rebound in 17 outings.

PERSONAL: Born August 1983 in Magrath, Alberta, Canada ... parents are Wes and Lorraine Balderson ... one of seven children, three boys ... oldest brother was Canadian Interuniversity Player of the Year in Canada as shooting guard, while other brother currently plays football at the University of Alberta and little sister Debbie currently plays basketball for Lethbridge Community College ... served a two-year mission for the Church of Jesus Christ of Latter-day Saints in the Marshall Islands speaking Marshallese ... Business Finance major.


Opponent		Date	GS	Min	TOTAL			3PTS			REBOUNDS										Pts		Avg			
					FG	FGA	Pct	3FG	FGA	Pct	FT	FTA	Pct	Off	Def	Tot	Avg	PF	FO	A	TO	Blk	Stl	Pts	Avg	
vs North Carolina		11-22/04			DNP - planned redshirt																					
vs Stanford		11-23/04			DNP - planned redshirt																					
vs Chaminade		11-24/04			DNP - planned redshirt																					
CALIFORNIA		11/27/04			DNP - planned redshirt																					
at Utah State		12/01/04		11	2	4	.500	1	3	.333	1	2	.500	0	0	0	0.0	0	0	0	1	0	0	6	6.0	
at USC		12/04/04		25	6	12	.500	5	8	.625	5	7	.714	0	1	1	0.5	3	0	4	2	0	0	22	14.0	
BOISE STATE UNIVERSITY		12/06/04	*	18	1	6	.167	1	4	.250	0	0	.000	0	2	2	1.0	0	0	1	0	0	0	3	10.3	
vs Washington State University		12/11/04	*	15	0	4	.000	0	3	.000	0	0	.000	0	0	0	0.8	0	0	0	2	0	0	0	7.8	
UTAH STATE		12/18/04	*	10	1	5	.200	0	2	.000	0	0	.000	0	0	0	0.6	4	0	1	1	0	0	2	6.6	
NORTH CAROLINA STATE		12/21/04			DNP - coach's decision																					
at Weber State		12-23-04		0	0	0	.000	0	0	.000	0	0	.000	0	1	1	0.7	0	0	0	0	0	0	0	5.5	
SOUTHERN UTAH UNIVERSITY		12/28/04		14	4	5	.800	1	1	1.000	2	2	1.000	0	0	0	0.6	2	0	2	1	0	1	11	6.3	
SANTA CLARA		12/31/04		6	0	3	.000	0	1	.000	0	0	.000	0	1	1	0.6	0	0	0	0	0	0	0	5.5	
at Saint Mary's (CA)		01/04/05		6	0	2	.000	0	0	.000	0	0	.000	0	0	0	0.8	0	0	1	1	0	0	0	2.5	
SAN DIEGO STATE		01/08/05		6	1	2	.500	0	1	.000	0	0	.000	0	1	1	0.6	0	0	0	2	0	0	2	5.1	
MONTANA STATE-BILLINGS		01/11/05		16	3	3	1.000	0	0	.000	3	6	.500	0	3	3	0.8	0	0	2	2	0	1	9	5.5	
at Colorado State		1-15-05		4	0	4	.000	0	3	.000	0	0	.000	0	0	0	0.8	1	0	0	0	0	1	0	5.0	
at Wyoming Cowboys		1-17-05	*	23	2	4	.500	1	2	.500	4	6	.667	0	4	4	1.0	4	0	0	0	0	0	9	5.3	
AIR FORCE		01/22/05	*	29	2	5	.400	1	1	1.000	0	0	.000	0	2	2	1.1	1	0	2	1	0	0	5	5.3	
NEW MEXICO		01/24/05	*	11	0	4	.000	0	2	.000	0	0	.000	0	3	3	1.2	1	0	0	2	0	0	0	4.9	
UNIVERSITY OF UTAH		01/31/05	*	20	4	6	.667	3	4	.750	2	4	.500	1	1	2	1.3	3	0	0	1	0	1	13	5.4	
at UNLV		02/05/05	*	37	7	15	.467	5	9	.556	4	6	.667	2	5	7	1.6	1	0	3	3	0	0	23	6.5	
at SAN DIEGO STATE		02-07-05	*	33	4	9	.444	4	7	.571	2	5	.400	0	1	1	1.6	5	1	1	4	0	0	14	6.9	
WYOMING		02/12/05	*	28	4	7	.571	3	5	.600	0	0	.000	4	3	7	1.8	5	1	0	4	0	3	11	7.1	
Totals				10	313	42	100	420	26	57	456	25	40	625	7	28	35	1.8	31	2	16	26	0	7	135	7.1
Balderson vs. Colorado State (3 games)				0	5.7	1	7	.143	0	3	.000	0	1	.000	2	2	4	1.3	1	0	0	2	0	2	2	0.7

CAREER HIGHS:

POINTS: 23 at UNLV (2005)
 FG MADE: 8 vs. Fort Lewis (12/12/01)
 FG ATT: 15 at UNLV (2005)
 FG%: 1.000 (3-3) vs. MSUBillings (2005)
 3FG MADE: 5 at UNLV, at USC (2005)
 3FG ATT: 9 at UNLV (2005)
 3FG%: .750 (3-4) vs. Utah (2005)
 FT MADE: 5 at USC (2005)
 FT ATT: 7 at USC (2005)
 FT %: 1.000 (4-4) at AFA, UNLV (2001-02)
 REB: 7, vs. Wyoming, at UNLV (2005), vs. Fort Lewis (12/12/01)
 ASSTS: 4 at USC (2005)
 STEALS: 3 vs. Wyoming (2005)
 Fort Lewis (12/12/01)
 BLOCKS: 1 at Wyoming (2/28/02)
 MIN: 37 at UNLV (2005)

BALDERSON PRIOR YEAR TOTALS																											
YEAR	GP	GS	MIN	AVG	FG	FGA	PCT	3FG	FGA	PCT	FT	FTA	PCT	OFF	DEF	TOT	AVG	PF	FO	A	AVG	TO	BLK	STL	PTS	AVG	
2001-02	27	0	229	8.5	37	76	.487	11	36	.306	23	35	.657	11	30	41	1.5	21	1	12	0.4	15	1	9	108	4.0	





GARNER MEADS
6-8 • 225 • sophomore • forward
Salt Lake City, Utah

NOTING MEADS: Averages 4.3 rebounds, third on the team ... Missed the last two games due to leg injury ... Recorded 1 block in three minutes of action at UNLV ... Pulled down 4 rebounds while adding 4 points in 17 minutes against Utah ... Played 3 minutes off the bench vs. New Mexico after started against Air Force, scoring 6 points on 3-6 shooting in 27 minutes ... Recorded 3 points and 2 rebounds in 12 minutes at Wyoming ... Had 4 points and 4 rebounds in 18 minutes off the bench at CSU ... In his first start since Dec. 18, Meads recorded a career-high 11 rebounds against MSU-Billings ... Scored 5 points and grabbed 6 rebounds in 12 minutes vs. SDSU after missing the prior three games with a foot injury ... He missed two games earlier with an injured ankle ... After returning from the injured ankle, he had scored more than 4 points in a game only once (10 points at USC) in six outings before scoring 10 points at Weber State in his last action prior to his recent foot

injury ... shared team-high honors with 6 rebounds at Weber State ... Had 10 rebounds and two assists against Washington State ... also dished out a career-high two assists against Boise State, adding four points and three rebounds in 14 minutes ... Recorded a season-high 10 points with eight rebounds at USC ... Returned from injury at Utah State on Dec. 1, posting two blocked shots in 18 minutes ... Started the first two games but had to sit out the next two games after injuring his ankle against Stanford ... Averaged 5.5 points and team-best 7.0 rebounds over first two games.

MORE ON MEADS: Meads started 18 games, including 16 of the last 17 games, as a redshirt freshman in 2003-04 and showed promise of his abilities despite playing with injuries throughout much the year ... A heavily recruited McDonald's High School All-American, Meads entered his first year with BYU in 2000-01 after selecting the Cougars over Stanford and Utah, but suffered a punctured-lung injury the first week of practice and ended up deciding to red-shirt ... He left to serve a two-year LDS Church mission at the semester, splitting his redshirt season between the fall of 2000 and the winter of 2003 ... He is an outstanding student-athlete who will be looked to as a leader on and off the floor ... He can bang inside but also has a nice mid-range game and should be a key player for the Cougars as a sophomore ... Overall last year, he appeared in 29 of 30 games, averaging 4.2 points and 2.9 rebounds while shooting .540 from the floor and .644 from the line in 16 minutes per game ... He shot 59 percent in league games, which would have rated second among MWC players but he hadn't taken the minimum three shots per game ... He had four double-figure scoring games and one double-digit rebounding outing ... He played a career-best 34 minutes vs. SDSU, scoring a personal-best 19 points on 7-of-11 shooting, including an aggressive one-handed slam through traffic in transition, and added 8 rebounds. ... He recorded a double-double with 13 points and a season-best 10 rebounds vs. Wyoming in Provo, going 6-for-9 from the floor in 26 minutes ... He played well in BYU's upset over nationally ranked and eventual Final Four participant Oklahoma State with 7 rebounds, including a key offensive rebound, and 6 points while playing 26 minutes.

PERSONAL: Born September 1981 in Salt Lake City ... parents are Garner and LeeAnn Meads ... has three sisters and two brothers ... enjoys playing the piano, cars, Sony PlayStation, swimming, water skiing and snow skiing ... was the student body historian at Brighton High his senior year and class vice president as a sophomore ... exercise science major with a business minor.

Garner Meads – 2004-05 Game-by-Game

Opponent	Date	GS	Min	TOTAL			3PTS			REBOUNDS			PF	FO	A	TO	Blk	Stl	Pts	Avg					
				FG	FGA	Pct	3FG	FGA	Pct	FT	FTA	Pct									Off	Def	Tot	Avg	
vs North Carolina	11-22-04	*	22	1	6	.167	0	0	.000	0	0	.000	3	6	9	9.0	3	0	1	4	1	2	2	2.0	
vs Stanford	11-23-04	*	22	3	7	.429	0	0	.000	3	3	1.000	2	3	5	7.0	4	0	0	3	1	0	9	5.5	
vs Chaminade	11-24-04		DNP - Injury																						
CALIFORNIA	11-27-04		DNP - Injury																						
at Utah State	12/01/04	*	18	0	2	.000	0	0	.000	0	0	.000	1	1	2	5.3	3	0	0	3	2	0	0	3.7	
at USC	12/04/04	*	24	4	6	.667	0	0	.000	2	6	.333	5	3	8	6.0	3	0	1	1	0	1	10	5.3	
BOISE STATE UNIVERSITY	12/08/04	*	14	1	1	1.000	0	0	.000	2	2	1.000	0	3	3	5.4	4	0	2	1	0	0	4	5.0	
vs Washington State University	12/11/04	*	28	0	2	.000	0	0	.000	2	2	1.000	1	9	10	6.2	2	0	2	2	0	0	2	4.5	
UTAH STATE	12/18/04	*	23	2	5	.400	0	0	.000	0	1	1	5.4	5	1	1	0	1	1	4	4	4	4	4.4	
NORTH CAROLINA STATE	12/21/04		15	1	3	.333	0	0	.000	2	2	1.000	1	0	1	4.9	2	0	0	0	0	1	4	4.4	
at Weber State	12-23-04		27	3	6	.500	0	1	.000	4	4	1.000	0	6	6	5.0	3	0	0	2	0	0	10	5.0	
SOUTHERN UTAH UNIVERSITY	12/28/04		DNP - Injury																						
SANTA CLARA	12/31/04		DNP - Injury																						
at Saint Mary's (CA)	01/04/05		DNP - Injury																						
SAN DIEGO STATE	01/08/05		12	2	3	.667	0	0	.000	1	2	.500	2	4	6	5.1	2	0	0	2	0	0	5	5.0	
MONTANA STATE-BILLINGS	01/11/05	*	21	3	7	.429	0	0	.000	1	2	.500	4	7	11	5.6	1	0	1	1	0	0	7	5.2	
at Colorado State	1-15-05		18	2	9	.222	0	0	.000	0	0	.000	2	2	4	5.5	2	0	0	0	0	1	4	5.1	
at Wyoming Cowboys	1-17-05		12	1	2	.500	0	0	.000	1	2	.500	0	2	2	5.2	2	0	0	2	0	1	3	4.9	
AIR FORCE	01/22/05	*	27	3	6	.500	0	0	.000	0	2	.000	0	1	1	4.9	1	0	0	1	0	0	6	5.0	
NEW MEXICO	01/24/05		3	0	0	.000	0	0	.000	0	0	.000	0	0	0	4.6	0	0	1	0	0	0	0	4.7	
UNIVERSITY OF UTAH	01/31/05		17	2	6	.333	0	0	.000	0	0	.000	3	1	4	4.6	1	0	0	1	1	0	4	4.6	
at UNLV	02/05/05		3	0	0	.000	0	0	.000	0	0	.000	0	0	0	4.3	2	0	0	1	1	0	0	4.4	
at SAN DIEGO STATE	02-07-05		DNP - Injury																						
WYOMING	02/12/05		DNP - Injury																						
Totals			9	306	28	71	.394	0	1	.000	18	27	.667	24	49	73	4.3	40	1	9	24	7	7	74	4.4
Meads vs. CSU (3 games, BYU record 2-1)			2	18.0	6	16	.375	0	0	.000	1	2	.500	6	7	13	4.3	10	1	0	1	1	2	13	4.3


CAREER HIGHS:

POINTS: 19 vs. SDSU (2004)
 FG MADE: 7 vs. SDSU (2004)
 FG ATT: 11 vs. SDSU (2004)
 FG%: .667 (6-9) vs. Wyoming (2004); at USC (2005)
 3FG MADE: -
 3FG ATT: 1 at Utah (2004); at Weber St. (2005)
 3FG%: .000 (0-1) at Utah (2004)
 FT MADE: 5 vs. Weber St. vs. SDSU (2004)
 FT ATT: 6 vs. Weber St. (2004); at USC (2005)
 FT %: 1.000 (5-5) vs. SDSU (2004)
 REB: 11 vs. MSU-Billings (2005)
 ASSISTS: 2 vs. Washington State, vs. Boise State (2005)
 STEALS: 2 at Wyoming, vs. Utah (2004); vs. UNC (2005)
 BLOCKS: 2 vs. Utah in Provo, vs. Utah at MWC (2004); at Utah State (2005)
 MINUTES: 34 vs. SDSU (2004)

MEADS PRIOR YEARS' STATS

YEAR	GP	GS	MIN	AVG	FG	FGA	PCT	3FG	FGA	PCT	FT	FTA	PCT	OFF	DEF	TOT	AVG	PF	FO	A	AVG	TO	BLK	STL	PTS	AVG
2003-04	29	18	465	16.0	47	87	.540	0	1	.000	29	45	.644	35	48	83	2.9	73	2	9	0.3	28	12	11	123	4.2





DEREK DAWES
6-11 • 275 • sophomore • center
Salt Lake City, Utah

NOTING DAWES: Second on the team with 5.0 rebounds per game ... Recorded 5 points and 5 rebounds vs. Wyoming ... Had 5 rebounds, 2 points and 2 blocks at SDSU ... Was close to a double-double with 9 points and 9 rebounds at UNLV ... Posted 4 points and 2 rebounds in sixth start of the year against Utah ... Recorded first career double-double with 14 points and 10 rebounds in win over New Mexico ... Against the Lobos, he set career bests of 14 points, 6-of-7 (.857) shooting, and 4 blocks while tying career marks of 10 rebounds, 2 assists and 1 steal [made his steal after his only miss of the game to regain a Cougar possession] ... Grabbed one rebound and one block in 11 minutes vs. Air Force ... Scored a career-high 11 points at Wyoming off the bench ... Saw limited action the prior three games, not playing vs. MSU-Billings, due to a shoulder injury suffered at Saint Mary's ... Played 12 minutes at CSU with 2 rebounds and logged 8 minutes vs. SDSU with 3 rebounds ... Made fourth start at Saint Mary's, logging career-most 34 minutes ... He set personal bests of 4-for-6 shooting and tied his career-high 10 rebounds, while adding 9 points vs. the Gaels ... He fouled out vs. Santa Clara, playing 18 minutes with 5 points and 5 rebounds ... Was one rebound shy of a double-double against Southern Utah tying career-high 10 points with nine rebounds in 18 minutes, while adding 2 blocks and 1 steal ... Took a career-most 11 FT attempts vs. SUU ... Made his second start of the season at Weber State, scoring 7 points while attempting a career-most 8 shots ... Scored 5 points with 3 rebounds in 18 minutes vs. NC State ... Despite having to play with a broken thumb, he made his first start of the season vs. Utah State with regular starter Jared Jensen ill with food poisoning (Dawes had 4 rebounds in 14 minutes) ... Played 25 minutes against Washington State, contributing 6 points and 7 rebounds ... Tied his season-high with 10 points, including a career-best 6-7 (.857) from the free-throw line, in 20 minutes at USC ... Had 4 points, career-best 3 blocks and 8 rebounds in 19 minutes vs California ... Seeing the first playing time since his freshman year in 2000-01, he achieved career-high totals of 10 points [vs. Chaminade] and 10 rebounds [vs. Stanford] during the Maui Invitational, averaging 5.0 ppg, 5.3 rpg during the three games coming off the bench.

utes with 5 points and 5 rebounds ... Was one rebound shy of a double-double against Southern Utah tying career-high 10 points with nine rebounds in 18 minutes, while adding 2 blocks and 1 steal ... Took a career-most 11 FT attempts vs. SUU ... Made his second start of the season at Weber State, scoring 7 points while attempting a career-most 8 shots ... Scored 5 points with 3 rebounds in 18 minutes vs. NC State ... Despite having to play with a broken thumb, he made his first start of the season vs. Utah State with regular starter Jared Jensen ill with food poisoning (Dawes had 4 rebounds in 14 minutes) ... Played 25 minutes against Washington State, contributing 6 points and 7 rebounds ... Tied his season-high with 10 points, including a career-best 6-7 (.857) from the free-throw line, in 20 minutes at USC ... Had 4 points, career-best 3 blocks and 8 rebounds in 19 minutes vs California ... Seeing the first playing time since his freshman year in 2000-01, he achieved career-high totals of 10 points [vs. Chaminade] and 10 rebounds [vs. Stanford] during the Maui Invitational, averaging 5.0 ppg, 5.3 rpg during the three games coming off the bench.

MORE ON DAWES: Dawes was a redshirt in 2003-04 after returning from a two-year LDS Church mission in August ... One of the most sought-after centers in the West out of Cottonwood High School (Salt Lake City), where he averaged 19 points, 14 rebounds and 8 blocked shots per game his senior year ... He appeared in 23 of 33 games, with one start, as a freshman on BYU's 24-9 2001 MWC Championship team before leaving to serve a two-year mission ... He redshirted last year ... He is an active player who runs the floor well, is a good free-throw shooter and has range to the three-point arc ... He has good shot blocking ability ... He averaged 1.1 points and 2.0 rebounds in 6.7 minutes per game as a freshman ... shared team-high honors with a season-best 7 rebounds in season-opening win over Elon College, also adding a season-high 6 points on 3-5 shooting in 12 minutes ... Grabbed a rebound in 20 of 23 appearances despite some limited minutes.

PERSONAL: Born October 1981 in Salt Lake City ... parents are Larry and Susan Dawes ... has two younger siblings, Cassidy 21 and Kelsey 16 ... is an Eagle scout ... graduated from Cottonwood High School ... served two-year mission for the Church of Jesus Christ of Latter-day Saints in New Hampshire ... recruited by Ohio State, Arizona State, Florida and San Diego State ... pre-communications major:

Derek Dawes – 2004-05 Game-by-Game

Opponent	Date	GS	Min	TOTAL			3PTS			REBOUNDS			PF	FO	A	TO	Blk	Stl	Pts	Avg				
				FG	FGA	Pct	3FG	FGA	Pct	FT	FTA	Pct									Off	Def	Tot	
vs North Carolina	11-22/04	3	0	0	.000	0	0	.000	1	2	.500	0	0	0	0	0	0	1	0	1	10			
vs Stanford	11-23/04	16	2	4	.500	0	0	.000	0	0	.000	3	7	10	5.0	4	0	1	0	0	4	2.5		
vs Chaminade	11-24/04	19	4	7	.571	0	0	.000	2	2	1.000	0	6	6	5.3	1	0	1	2	1	10	5.0		
CALIFORNIA	11/27/04	19	2	7	.286	0	0	.000	0	0	.000	4	4	8	6.0	1	0	0	2	3	0	4	4.8	
at Utah State	12/01/04	10	0	0	.000	0	0	.000	0	2	.000	1	1	2	5.2	1	0	0	0	0	0	3.8		
at USC	12/04/04	20	2	4	.500	0	0	.000	6	7	.857	3	2	5	5.2	2	0	0	1	1	0	10	4.8	
BOISE STATE UNIVERSITY	12/08/04	14	1	3	.333	0	0	.000	0	1	.000	0	3	3	4.9	2	0	0	2	1	0	2	4.4	
vs Washington State University	12/11/04	25	1	1	1.000	0	0	.000	4	7	.571	3	4	7	5.1	1	0	1	2	0	6	4.6		
UTAH STATE	12/18/04	*	14	0	2	.000	0	0	.000	0	0	.000	0	4	4	5.0	3	0	0	2	1	0	4	4.1
NORTH CAROLINA STATE	12/21/04	18	2	3	.667	0	0	.000	1	1	1.000	0	3	4	8	1	0	0	1	0	0	5	4.2	
at Weber State	12-23-04	* 23	3	8	.375	0	0	.000	1	1	1.000	0	2	2	4.5	3	0	1	0	1	0	7	4.5	
SOUTHERN UTAH UNIVERSITY	12/28/04	18	2	6	.333	0	0	.000	6	11	.545	3	6	9	4.9	0	0	1	2	2	1	10	4.9	
SANTA CLARA	12/31/04	* 18	1	1	1.000	0	0	.000	3	3	1.000	0	5	5	4.9	5	1	1	1	1	0	5	4.9	
at Saint Mary's (CA)	01/04/05	* 34	4	6	.667	0	0	.000	1	1	1.000	3	7	10	5.3	2	0	0	3	0	0	9	5.2	
SAN DIEGO STATE	01/08/05	8	0	2	.000	0	0	.000	0	0	.000	2	1	3	5.1	2	0	0	0	0	0	0	4.9	
MONTANA STATE-BILLINGS	01/11/05				DNP - Injury																			
at Colorado State	1-15-05	12	1	4	.250	0	0	.000	0	0	.000	2	0	2	4.9	4	0	0	4	0	0	2	4.7	
at Wyoming Cowboys	1-17-05	23	4	9	.444	0	0	.000	3	5	.600	3	0	3	4.8	0	0	1	2	0	11	5.1		
AIR FORCE	01/22/05	11	0	1	.000	0	0	.000	0	0	.000	0	1	1	4.6	0	0	0	0	1	0	0	4.8	
NEW MEXICO	01/24/05	* 32	6	7	.857	0	0	.000	2	2	1.000	4	6	10	4.9	4	0	2	1	4	1	14	5.3	
UNIVERSITY OF UTAH	01/31/05	* 17	2	3	.667	0	0	.000	0	0	.000	1	1	2	4.8	5	1	0	2	0	1	4	5.2	
at UNLV	02/05/05	* 24	3	6	.500	0	0	.000	3	3	1.000	2	7	9	5.0	4	0	1	3	1	0	9	5.4	
at SAN DIEGO STATE	02-07-05	* 20	1	1	1.000	0	0	.000	0	0	.000	2	3	5	5.0	5	1	1	2	2	1	2	5.2	
WYOMING	02/12/05	* 20	1	6	.167	0	0	.000	3	4	.750	3	2	5	5.0	2	0	1	1	0	0	5	5.2	
Totals		9	418	42	91	462	0	0	.000	36	52	692	39	75	114	5.0	52	3	10	33	23	5	120	5.2
Dawes vs. Colorado State 2 games]		0	12.5	1	4	.250	0	0	.000	0	0	.000	5	0	5	2.5	5	0	0	5	0	2	1.0	

CAREER HIGHS:

POINTS: 14 vs. New Mexico (2005)
 FG MADE: 6 vs. New Mexico (2005)
 FG ATT: 9 at Wyoming (2005)
 FG %: .857 (6-7) vs. New Mexico (2005)
 3FG Made:
 3FG ATT: -
 3FG %: -
 FT MADE: 6 at USC, vs. Southern Utah (2005)
 FT ATT: 11 vs. SUU (2005)
 FT %: 1.000 (3-3) at UNLV (2005)
 REB: 10 vs. Stanford, at Saint Mary's, vs. New Mexico (2005)
 ASSISTS: 2 vs Wyoming (2001), vs. New Mexico (2005)
 STEALS: 1 vs San Diego St. (2001), vs. Chaminade, vs. SUU, vs. UNM (2005)
 BLOCKS: 4 vs. UNM (2005)
 MINUTES: 34 at Saint Mary's (2005)

DAWES PRIOR YEARS' STATS

YEAR	GP	GS	MIN	AVG	FG	FGA	PCT	3FG	FGA	PCT	FT	FTA	PCT	OFF	DEF	TOT	AVG	PF	FO	A	AVG	TO	BLK	STL	PTS	AVG
2000-01	23	1	155	6.7	8	22	.364	0	0	.000	10	15	.667	19	27	46	2.0	25	0	2	0.1	9	8	1	26	1.1





JARED JENSEN
6-9 • 250 • senior • forward/center
West Haven, Utah

NOTING JENSEN: Has made 43 of his last 70 field goal attempts (.614) and has made 35 of his last 42 free throws ... On the season he leads the team in field goal percentage, shooting .555 from the floor, and is second in free throw percentage, making .829 from the line ... Fourth on the team averaging 8.3 points per game ... BYU is 5-1 this year when he takes at least 8 shots in a game ... Contributed 6 points and 4 rebounds off the bench vs. Wyoming ... Had 3 points and 4 rebounds at SDSU ... Posted 3 points and 2 rebounds at UNLV ... Recorded 5 points and 3 rebounds in 17 minutes against Utah ... Did not play by coach's decision for the first time in his career vs. New Mexico (missed three games as a junior due to injury) ... Played limited minutes at Air Force, grabbing three rebounds and two points ... Had 4 points and 4 rebounds at Wyoming ... One point shy of a double-double at CSU while tying career-high 10 rebounds ... Led the team with 16 points against MSU-Billings and recorded 7 rebounds ... also grabbed 7 rebounds in two prior games vs. San Diego State and at Saint Mary's ... In the first 12 games of the season, he averaged 3.2 rebounds but over the last five games he is averaging 7.2 rebounds per game ... Scored career-high 23 points, going 7-of-9 from the floor and a career-

best 9-for-9 (9 FTs also tied career-most) at the line, while tying a season-high 5 rebounds vs. Santa Clara ... Totaled 16 points at Weber State while setting new career marks in field goals made (8) and attempted (11) - also tying his career-high with 3 assists ... Scored 14 points vs. NC State playing a career-high 35 minutes after scoring a combined 4 points in the previous two games ... Did not start against Utah State due to illness (food poisoning) but played 10 minutes going 2-2 from the floor ... Recorded 13 points, going 7-8 from the free throw line, while posting five rebounds against Boise State ... Scored 12 points in 34 minutes vs. Cal ... Averaged team-leading 11.7 points at the Maui Invitational ... Led all players at the Maui Invitational with a .864 shooting percentage, going 13-of-19 from the floor in three games.

MORE ON JENSEN: Jensen is an all-conference candidate who will play a much larger role as a senior with the departure of NBA lottery pick Rafael Araujo ... Jensen has played power forward much of the past two years with Araujo in the lineup but Jensen now has the opportunity to return to his more natural position at center ... He made 58 starts over his first three seasons ... Jensen earned All-MWC honorable mention in 2002-03 and MWC Co-Freshman of the Year honors in 2001-02 when he finished first in the Mountain West Conference with a team-leading 59.1 field goal percentage (sixth single-season best percentage in school history) ... A talented offensive player in the low-post, he can receive almost any entry pass with exceptionally soft hands ... He came to the Cougars as the most prized high school recruit from the state of Utah, earning the 2001 Deseret News Mr. Basketball Award, scoring 25.8 points and pulling down 13 rebounds per game at Fremont High School ... A smart player with a total understanding of the BYU's defensive scheme, he also finishes well when given the opportunity, shooting 58 percent from the floor over his first three seasons ... Last year Jensen appeared in 27 of 30 games, with 8 starts, and averaged 3.8 points and 2.1 rebounds while shooting .536 from the floor and .724 from the line in 12.1 minutes per game ... After missing three games - all BYU losses - due to a back sprain he suffered against Wyoming in Provo, Jensen returned and BYU went on a nine-game winning streak to finish the regular season with a second-place MWC placement ... The depth and defense he provided in the post was not always evident on a stat sheet but was demonstrated as BYU went 10-1 in MWC games with Jensen suited up and and 0-3 without him ... He went 14-17 (.824) from the line in MWC games ... He missed the first game of his career at Air Force after playing in 78 straight games for BYU ... In part due to injury, he saw more limited playing time as a junior, logging more than 20 minutes in a game only three times after averaging 20 minutes or better his first two years.

PERSONAL: Born March 1983 in Ogden, Utah ... parents are Arnold and Ruth Jensen ... married Shaylee P. Jensen in April 2004 in the Logan Temple ... started as a young child playing basketball with his parents ... recruited by Stanford, Utah, Weber State ... construction management major.

Jared Jensen - 2004-05 Game-by-Game

Opponent	Date	GS	Min	FG	FGA	Pct	3FG	FGA	Pct	FT	FTA	Pct	Off	Def	Tot	Avg	PF	FO	A	TO	Blk	Stl	Pts	Avg	
vs North Carolina	11-22-04	*	26	3	4	.750	0	0	.000	2	3	.667	0	3	3	3.0	4	0	1	1	0	1	8	8.0	
vs Stanford	11-23-04	*	24	4	7	.571	0	0	.000	3	5	.600	1	1	2	2.5	2	0	0	2	0	1	11	9.5	
vs Chamainea	11-24-04	*	25	6	8	.750	0	0	.000	4	4	1.000	4	1	5	3.3	4	0	0	3	0	0	16	11.7	
CALIFORNIA	11/27/04	*	34	4	10	.400	0	0	.000	4	5	.800	2	0	2	3.0	4	0	2	0	0	1	12	11.8	
at Utah State	12/01/04	*	32	3	6	.500	0	0	.000	2	2	1.000	0	4	4	3.2	4	0	1	0	0	2	8	11.0	
at USC	12/04/04	*	16	1	3	.333	0	0	.000	1	1	1.000	2	3	5	3.5	0	0	0	3	0	0	3	9.7	
BOISE STATE UNIVERSITY	12/08/04	*	25	3	9	.333	0	0	.000	7	8	.875	2	3	5	3.7	1	0	1	0	0	2	13	10.1	
vs Washington State University	12/11/04	*	6	0	1	.000	0	0	.000	0	0	.000	0	0	0	3.3	0	0	0	1	0	1	0	8.9	
UTAH STATE	12/18/04	*	10	2	2	1.000	0	0	.000	0	1	.000	1	0	1	3.0	1	0	0	1	0	1	4	8.3	
NORTH CAROLINA STATE	12/21/04	*	35	4	6	.667	0	0	.000	6	6	1.000	1	2	3	3.0	3	0	0	3	0	0	14	8.9	
at Weber State	12-23-04	*	27	8	11	.727	0	0	.000	0	0	.000	2	3	5	3.2	4	0	3	0	0	0	16	9.5	
SOUTHERN UTAH UNIVERSITY	12/28/04	*	20	1	2	.500	0	0	.000	0	0	.000	0	3	3	3.2	3	0	0	2	0	0	2	8.9	
SANTA CLARA	12/31/04	*	34	7	9	.778	0	0	.000	9	9	1.000	3	2	5	3.3	4	0	1	3	0	0	23	10.0	
at Saint Mary's (CA)	01/04/05	*	25	1	3	.333	0	0	.000	0	0	.000	2	5	7	3.6	3	0	1	7	1	0	2	9.4	
SAN DIEGO STATE	01/08/05	*	31	3	4	.750	0	0	.000	4	4	1.000	4	3	7	3.8	1	0	0	1	0	1	10	9.5	
MONTANA STATE-BILLINGS	01/11/05	*	17	6	9	.667	0	0	.000	4	4	1.000	3	4	7	4.0	3	0	1	0	1	0	1	16	9.9
at Colorado State	1-15-05	*	31	3	5	.600	0	0	.000	3	4	.750	3	7	10	4.4	4	0	0	1	1	1	9	9.8	
at Wyoming Cowboys	1-17-05	*	26	2	7	.286	0	0	.000	0	0	.000	2	2	4	4.3	4	0	1	1	1	0	4	9.5	
AIR FORCE	01/22/05	*	11	1	2	.500	0	0	.000	0	0	.000	1	2	3	4.3	0	0	0	1	0	0	2	9.1	
NEW MEXICO	01/24/05	DNP	- coaches decision																						
UNIVERSITY OF UTAH	01/31/05		14	1	3	.333	0	0	.000	3	5	.600	2	1	3	4.2	1	0	0	0	0	1	5	8.9	
at UNLV	02/05/05		15	1	2	.500	0	0	.000	1	4	.250	1	2	4	1	1	0	0	0	0	0	0	3	8.6
at SAN DIEGO STATE	02-07-05		16	1	2	.500	0	0	.000	1	1	1.000	2	2	4	4.1	1	0	0	0	0	0	0	3	8.4
WYOMING	02/12/05		20	1	4	.250	0	0	.000	4	4	1.000	1	3	4	4.1	4	0	0	0	0	0	6	8.3	
Totals			18	520	66	119	.555	0	0	.000	58	70	.829	39	55	94	4.1	56	0	11	29	4	12	190	8.3
Jensen vs. Colorado State (8 games)			22.3	14	30	.467	0	0	.000	26	29	.897	12	25	37	4.2	25	1	2	12	3	6	54	6.8	

CAREER HIGHS:

- POINTS: 23 vs. Santa Clara (2005)
- FG MADE: 8 at Weber State (2005)
- FG ATT: 11 at Weber State(2005)
- FG%: 1.000 (6-6) vs. Rice
- 3FG MADE: -
- 3FG ATT: -
- 3FG%: -
- FT MADE: 9 vs. SDSU, vs. Santa Clara(2005)
- FT ATT: 12 vs. SDSU
- FT %: 1.000 (9-9) vs. Santa Clara (2005)
- REB: 10 (4 times) last at CSU (2005)
- ASSISTS: 3 at San Diego State, at Weber St (2005)
- STEALS: 2 (7 times) last vs. Boise State (2005)
- BLOCKS: 2 (four times)
- MINUTES: 35 vs. NC State (2005)

JENSEN PRIOR YEARS' STATS

YEAR	GP	GS	MIN	AVG	FG	FGA	PCT	3FG	FGA	PCT	FT	FTA	PCT	OFF	DEF	TOT	AVG	PF	FO	A	TO	BLK	STL	PTS	AVG	
2001-02	30	25	599	20.0	88	149	.591	0	0	.000	82	97	.845	50	56	106	3.5	73	3	6	0.2	27	13	18	258	8.6
2002-03	32	25	693	21.7	81	141	.574	0	0	.000	77	96	.802	39	66	105	3.3	99	6	14	0.4	32	9	8	239	7.5
2003-04	27	8	328	12.1	30	56	.536	0	0	.000	42	58	.724	20	38	58	2.1	58	1	5	0.2	24	8	2	102	3.8
3-Year Totals	89	58	1620	18.2	199	346	.575	0	0	.000	201	251	.801	109	160	269	3.0	230	10	25	0.3	83	30	28	599	6.8





CHRIS MILES
 6-11 • 235 • freshman • forward
 Provo, Utah

NOTING MILES: Recorded 4 points and 6 rebounds, one off his season high, vs. Wyoming ... Had 4 rebounds, 3 assists, 2 blocks and one point at SDSU ... Scored 2 points and grabbed 3 rebounds in 8 minutes at UNLV ... Played 8 minutes against Utah and 7 minutes vs. New Mexico after not playing against Air Force ... Earned his fourth career start at Wyoming, but played only 3 minutes ... Started and grabbed a career-best 7 rebounds, including a personal-high 5 offensive boards, to go along with 8 points in 19 minutes at CSU ... Assisting in holding CSU's leading scorer Matt Nelson to just 11 points ... Recorded 7 points, 3 rebounds, a block and a steal in 16 minutes vs. MSU-Billings ... With Derek Dawes slowed by injuries, Miles made his second start vs. San Diego State, playing a career-most 25 minutes ... Had 8 points and tied career-high 5 rebounds but suffered 4-for-12 shooting ... Had tough outing at Saint Mary's, going 0-5 from the floor with 2 rebounds in 15 minutes ... Had career marks against Santa Clara of 12 points, 4 FG, 4 FT, 4 FTA and tied

career-bests of 3 assists and 3 blocks while adding 3 rebounds in 17 minutes ... Played 14 minutes vs. Southern Utah, dishing out career-best 3 assists ... Made his first start, playing 14 minutes with 2 rebounds vs. NC State ... Logged career-best 22 minutes vs. Utah State while equaling a career-high 5 rebounds with a personal-best 3 blocks ... Recorded 2 blocks in 6 minutes against Boise State ... Contributed a career-high 4 points on 2-4 shooting in 8 minutes at USC, highlighted by taking a steal the length of the court for a slam dunk ... Played 18 minutes with 2 points, 1 rebound and 1 blocked shot vs. California ... Grabbed 5 rebounds in 7 minutes vs. North Carolina ... played only one minute vs. Chaminade, making both his free throw attempts to score his first points as a Cougar.

MORE ON MILES: Miles is Utah's two-time reigning 4A State MVP out of Timpview High School in Provo ... He was ranked as high as the No. 2 post player in the West ... He is an excellent shot-blocker and defender who runs the floor well ... He has worked hard during the summer and has the ability to be a significant contributor ... He averaged 14.9 points, 8.0 rebounds and 4.5 blocks for the Thunderbirds as a senior ... The repeat Deseret News 4A MVP finished his career at Timpview with nearly 300 blocks, second all-time in the Utah High School record book to former BYU and current NBA center Shawn Bradley.

PERSONAL: Miles is a native of Provo, Utah ...He was invited to the NBA Players Camp during the summer of 2003, where he was rated No. 47 among the nation's top high school players ... He was ranked as high as the No. 2 post player in the West ... Gonzaga, Utah State, Utah, Kansas, Oregon State, Connecticut, UCLA, Wyoming and Texas Tech also recruited Miles.

Chris Miles – 2004-05 Game-by-Game

Opponent	Date	GS	Min	TOTAL			3-PTS			REBOUNDS					Avg	PF	FO	A	TO	Blk	Stl	Pts	Avg		
				FG	FGA	Pct	3FG	FGA	Pct	FT	FTA	Pct	Off	Def										Tot	
vs North Carolina	11-22-04		7	0	1	.000	0	0	0	.000	0	0	0	0	0	0	0	0	1	0	0	0	0.0		
vs. Stanford	11-23-04		DNP - coach's decision																						
vs Chaminade	11-24-04		1	0	0	.000	0	0	.000	2	2	1.000	0	0	0	2.5	0	0	0	0	0	2	1.0		
CALIFORNIA	11-27-04		18	1	3	.333	0	0	.000	0	0	.000	0	1	1	2.0	0	0	0	1	1	0	1.3		
Utah State	12/01/04		2	0	0	.000	0	0	.000	0	0	.000	0	1	1	1.8	0	0	0	0	0	0	1.0		
at USC	12/04/04		8	2	4	.500	0	0	.000	0	0	.000	1	1	2	1.8	1	0	0	0	0	1	1.6		
BOISE STATE UNIVERSITY	12/08/04		6	1	1	1.000	0	0	.000	0	0	.000	0	1	1	1.7	1	0	0	2	2	1	2.17		
vs Washington State University	12/11/04		9	1	1	1.000	0	0	.000	0	0	.000	1	1	2	1.7	1	0	1	1	0	0	2.17		
UTAH STATE	12/18/04		22	0	0	.000	0	0	.000	0	0	.000	2	3	5	2.1	3	0	0	0	3	0	1.5		
NORTH CAROLINA STATE	12/21/04	*	14	0	1	.000	0	0	.000	0	0	.000	0	2	2	2.1	2	0	0	2	1	0	1.3		
at Weber State	12-23-04		3	0	0	.000	0	0	.000	0	0	.000	0	0	0	1.9	2	0	0	0	0	0	1.2		
SOUTHERN UTAH UNIVERSITY	12/28/04		14	0	1	.000	0	0	.000	0	0	.000	0	1	1	1.8	2	0	3	0	0	0	1.1		
SANTA CLARA	12/31/04		17	4	7	.571	0	0	.000	4	4	1.000	2	1	3	1.9	4	0	3	0	3	0	12.0		
at Saint Mary's (CA)	01/04/05		15	0	5	.000	0	0	.000	0	0	.000	0	2	2	1.9	4	0	0	0	1	1	0.18		
SAN DIEGO STATE	01/08/05	*	25	4	12	.333	0	0	.000	0	0	.000	3	2	5	2.1	2	0	0	1	1	0	8.23		
MONTANA STATE-BILLINGS	01/11/05		16	3	10	.300	0	0	.000	1	2	.500	2	1	3	2.2	1	0	2	0	1	1	7.26		
at Colorado State	1-15-05	*	19	3	6	.500	0	0	.000	2	2	1.000	5	2	7	2.5	4	0	1	0	1	0	8.29		
at Wyoming Cowboys	1-17-05	*	3	0	2	.000	0	0	.000	0	0	.000	0	0	0	2.4	2	0	0	0	0	0	2.8		
AIR FORCE	1-22-05		DNP - coach's decision																						
NEW MEXICO	01/24/05		7	0	0	.000	0	0	.000	0	0	.000	0	1	1	2.3	1	0	0	2	0	0	2.6		
UNIVERSITY OF UTAH	01/31/05		8	0	2	.000	0	0	.000	0	0	.000	0	0	0	2.2	2	0	0	0	1	0	2.5		
at UNLV	02/05/05		8	1	2	.500	0	0	.000	0	0	.000	1	2	3	2.2	1	0	0	1	1	0	2.25		
at SAN DIEGO STATE	02-07-05		18	0	0	.000	0	0	.000	1	2	.500	3	1	4	2.3	3	0	3	1	2	0	1.24		
WYOMING	02/12/05		14	2	5	.400	0	0	.000	0	2	.000	1	5	6	2.5	1	0	0	1	0	0	4.25		
Totals			4	254	22	63	.349	0	0	.000	10	14	.714	24	30	54	2.5	38	0	13	13	19	4	2.5	
Miles vs. CSU (1 game, BYU record 0-1)			1	19.0	3	6	.500	0	0	.000	2	2	1.000	5	2	7	7.0	4	0	1	0	1	0	8	8.0

CAREER HIGHS:

POINTS: 12 vs. Santa Clara (2005)
FG MADE: 4 vs. Santa Clara, vs. SDSU (2005)
FG ATT: 12 vs. SDSU (2005)
FG %: .571 (4-7) vs. Santa Clara (2005)
3FG MADE: -
3FG ATT: -
3FG %: -
FT MADE: 4 vs. Santa Clara (2005)
FT ATT: 4 vs. Santa Clara (2005)
FT %: 1.000 (4-4) vs. Santa Clara (2005)
REB: 7 at CSU (2005)
ASSISTS: 3 vs. Southern Utah, vs. Santa Clara, at SDSU (2005)
STEALS: 1 (4 times) last vs. MSU-Billings (2005)
BLOCKS: 3 vs. Utah State, vs. Santa Clara (2005)
MINUTES: 25 vs. SDSU (2005)

5 PLAYERS SCORE IN DOUBLE FIGURES

12/28/04 vs. Southern Utah Ainge (14),
Rose (14), Hall (12), Balderson (11), Dawes (10)

6 PLAYERS SCORE IN DOUBLE FIGURES

1/11/05 vs. MSU-Billings 110-70 W, Jensen 16, Hall 14,
Rose 14, Ainge 10, Nashif 10, Young 10

A PLAYER RECORD A DOUBLE-DOUBLE

1/24/05 vs. New Mexico
Derek Dawes, 14 points, 10 rebounds

TWO PLAYERS RECORD A DOUBLE-DOUBLE

1/23/99 vs. CS Northridge
Mark Bigelow 23 points, 11 rebounds
Nathan Cooper 15 points, 10 rebounds

TWO DOUBLE-DIGIT REBOUNDS

12/30/03 at Santa Clara [Cable Car Classic]
Rafael Araujo-12, Jake Shoff-12

SIX PLAYERS HAD 5 OR MORE REBOUNDS

1/8/05 vs. San Diego State, Jensen-7, Hall-6, Rose-6,
Meads-6, Ainge-6, Miles-5

FIVE PLAYERS HAD 6 OR MORE REBOUNDS

1/8/05 vs. San Diego State, Jensen-7, Hall-6, Rose-6,
Meads-6, Ainge-6

TWO PLAYERS FOULED OUT

2/7/05 at SDSU
Balderson, Dawes

THREE OR MORE PLAYERS FOULED OUT

12/30/03 at Santa Clara [Cable Car Classic]
Araujo, Jensen, Shoff

A PLAYER EJECTED FROM THE GAME

11/23/02 vs. Kansas State
Travis Hansen (2 technical fouls)

A BYU PLAYER RECEIVED A TECHNICAL FOUL

1/31/05 vs. Utah - Chris Miles, Mike Hall

A BYU COACH RECEIVED A TECHNICAL FOUL

3/3/03 at UNM - Steve Cleveland

AN OPPONENT COACH RECEIVED A TECHNICAL FOUL

12/13/03 vs USC - USC coach Henry Bibby

AN OPPONENT PLAYER RECEIVED A TECHNICAL FOUL

1/31/05 vs. Utah - Bryant Markson

AT LEAST TWO PLAYERS SCORED 20+ POINTS

12/31/04 vs. Santa Clara
Mike Rose-26, Jared Jensen-23

THREE PLAYERS SCORED 20+ POINTS

1/16/03 vs. UNLV Rafael Araujo-22
Mark Bigelow-21; Travis Hansen-20

FOUR PLAYERS SCORED 20+ POINTS

1/13/79 vs. UNM D. Ainge-27; Scott Runia-25;
Devin Durrant-20; Alan Taylor-20.

TWO PLAYERS SCORED 25+ POINTS

3/1/01 at New Mexico
Terrell Lyday-26; Mekeli Wesley-25

A PLAYER SCORED 30+ POINTS

12/06/03 vs. Oklahoma State (at Delta Center)
Rafael Araujo-32

PLAYER ATTEMPTED 20 OR MORE FIELD GOALS

3/20/03 21, Travis Hansen vs. Connecticut (8-21)

A PLAYER WITH 5 STEALS

2/5/05 at UNLV - Mike Hall

A PLAYER HAD DOUBLE-DIGIT ASSISTS

12/4/04 at USC
Terry Nashif - 10

A PLAYER MADE DOUBLE-DIGIT FREE THROWS

2/7/04 vs. UNLV
Mike Hall - 10-of-10

A PLAYER 100% AT FT LINE (MIN. 8 ATTS)

1/8/05 vs. SDSU - Mike Hall (8-8)

A PLAYER 100% FROM FLOOR (MIN. 5 ATTS)

1/02/03 vs. Pepperdine
Jake Shoff (6-6)

A PLAYER 100% ON TREYS (MIN. 3 ATTS)

2/7/05 at SDSU - Mike Hall (4-4)

DID NOT MAKE A TREY (265 STRAIGHT GAMES WITH 3)

11/22/96 vs. CS Fullerton (0-9)

LAST TIME OPPONENT DID NOT MAKE A TREY

12/14/02 Utah State (0-5)

BYU HAD SIX OR FEWER TURNOVERS

3/10/00 vs. Utah, 6

BYU COMMITTED 25-PLUS TURNOVERS

1/4/05 at Saint Mary's, 72-51 L (25)

BYU COMMITTED 11 OR LESS TEAM FOULS IN A GAME

12/7/00 vs. Florida International, 11

BYU SCORED 90 POINTS

12/8/04 vs. Boise State 90-77 W

BYU SCORED 100 POINTS

1/11/05 vs. MSU-Billings 110-70 W

BYU SCORED 110 POINTS

1/11/05 vs. MSU-Billings 110-70 W

BYU SCORED LESS THAN 50 POINTS IN A GAME

1/22/05 vs. Air Force 49-52 L

HELD OPPONENT TO LESS THAN 50 POINTS IN A GAME

12/11/04 vs. Washington State 46-49 L

BYU SCORED LESS THAN 40 POINTS IN A GAME

2/3/97 @ New Mexico 32-74 L

HELD OPPONENT TO LESS THAN 40 POINTS IN A GAME

2/3/03 vs. Air Force 65-33 W

SHOT 60% FG

12/23/04 @ Weber State, (.604) won, 79-61

OPPONENT SHOT 60% FG

1/31/05 vs. Utah, 61.9 percent

SHOT 70% FG IN A HALF

12/31/04 vs. Santa Clara, (.727) 16-22

DID NOT MISS A 2-POINT ATTEMPT IN A HALF

2/23/04 vs. Air Force, 13-13 inside the arc, (14-17, .824
overall)

SHOT 100% FT

1/4/05 @ Saint Mary's 3-for-3

SHOT 90% FT

12/31/04 vs. Santa Clara 91.7 percent 33-for-36

SHOT LESS THAN 50% FT

1/22/05 vs. Air Force 37.5 percent (3-8)

SHOT 60% THREE-POINTERS

1/11/05 vs. MSU-Billings, 62.5 percent 10-for-16

SHOT 70% THREE-POINTERS

1/16/93 @ Air Force 73.3 percent 11-for-15

OPPONENT SCORED LESS THAN 20 POINTS IN FIRST HALF

1/8/05 SDSU, 19 (BYU led 28-19)

SCORED LESS THAN 20 POINTS IN THE FIRST HALF

11/22/04 vs. North Carolina, 18 (trailed 18-48)
12/21/04 vs. NC State, 18 (trailed 18-40)

SCORED LESS THAN 20 POINTS IN THE SECOND HALF

1/15/00 vs. Utah, 19

SCORED OVER 50 POINTS IN FIRST HALF

1/11/05 vs. MSU-Billings, 57

SCORED OVER 50 POINTS IN SECOND HALF

1/11/05 vs. MSU-Billings, 53

SCORED OVER 60 POINTS IN FIRST HALF

2/25/93 vs. Sacramento St. 62

SCORED OVER 60 POINTS IN SECOND HALF

12/28/95 vs. Morgan St. 61

ALLOWED OVER 50 POINTS IN A HALF

12/23/03 at Utah State - 51 (first half)

WON BY 50 POINTS

2/25/93 vs. Sacramento State (50) 128-78 W

WON BY 40 POINTS

1/11/05 vs. MSU-Billings (40) 110-70 W

WON BY 30 POINTS

12/10/03 vs. Western Oregon (36) 92-56 W

WON BY 25 POINTS

12/28/04 vs. SUU (25) 77-52 W

LOST BY 35-plus POINTS

11/22/04 vs. North Carolina (36) 86-50 L

LOST BY 25 POINTS

1/7/04 @ NC State (27) 89-62 L

PLAYED OVERTIME GAME

2/5/05 at UNLV, 82-72 W

WON GAME IN SINGLE OVERTIME

2/5/05 at UNLV, 82-72 W

LOST IN OVERTIME

3/14/03 vs. CSU at MWC 80-86 L

PLAYED A DOUBLE OT GAME

3/5/88 vs. UTEP 80-83 L 2OT

PLAYED A TRIPLE OT GAME

2/28/98 @ UTEP 76-75 W 3OT

WON 15 STRAIGHT GAMES

1987-88 (17)

WON 10 STRAIGHT GAMES

1992-93 (13)

WON 9 STRAIGHT GAMES

2003-04

WON 6 STRAIGHT GAMES

2003-04 [twice]

LOST 3 STRAIGHT GAMES

2004-05 [three times]
vs. California, @ Utah State, @ USC
vs. Wash St., Utah State, NC State
@Colorado State, @ Wyoming, vs. Air Force

LOST 4 STRAIGHT GAMES

1998-99 Fresno St., @ UTEP, @ UNM, Utah

LOST 5 STRAIGHT

1997-98 (9)

LOST 10 STRAIGHT GAMES

1996-97 (21) - school record

WENT TO AN NCAA GAME

3/18/04 vs. Syracuse 75-80 L

WON AN NCAA GAME

3/18/93 vs. SMU 80-71 W
Then lost to Kansas 76-90 in second round

WON TWO NCAA GAMES

1980-81 Princeton 60-51, UCLA 78-55, Notre Dame 51-
50 Then lost to Virginia 60-74 L

WON THREE NCAA GAMES

Same as above

WON FOUR NCAA GAMES

Never

PLAYED IN THE NIT

2001-2002 Season

WON AN NIT GAME

3/14/02 vs. UC Irvine 78-55 W

WON TWO NIT GAMES

1999-00 Bowling Green 81-54, So. Illinois 82-57
Then lost to Notre Dame in quarterfinals

WON THREE NIT GAMES

1965-66 NIT CHAMPIONS
1950-51 NIT CHAMPIONS

WON CONFERENCE TOURNEY

2000-01

WON CONFERENCE REGULAR SEASON

2002-03 Tied with Utah

WON CONFERENCE REGULAR SEASON OUTRIGHT

1987-88

APPEARED ON ESPN

1/31/05 vs. Utah, 72-58 L

APPEARED ON ESPN 2

11/22/04 vs. North Carolina, 86-50 L

APPEARED ON ESPN+PLUS

2/5/05 @ UNLV, 82-72 W

APPEARED ON CBS

3/15/03 vs. Syracuse 75-80 L

APPEARED ON ABC

1/22/05 vs. Air Force, 49-52 L

WAS RANKED IN THE TOP-25 AP POLL

March 8, 1993 - Ranked 25th

FINISHED SEASON RANKED IN THE TOP-25 POLL

1987-88 Season 19th (AP), 17th (UPI)

2004-05 Individual Game Box Scores

2004-05 BYU Men's Basketball

BYU vs. No. 11 North Carolina - Game #1 (Maui)

11-23-04 4 p.m. at Lahaina Civic Center, Maui, Hawaii
VISITORS: Brigham Young D-1

##	Player	totfg	3pt	rebounds					pf	tp	a	bk	s	min				
		fg	fga	ft	fta	of	de	tot										
41	MEADS, Garner	f	1	6	0	0	3	3	9	4	1	2	22					
52	JENSEN, Jared	f	4	4	0	2	3	3	4	8	1	0	26					
01	HALL, Mike	g	4	15	2	8	2	1	3	4	10	4	1	25				
02	ROSE, Mike	g	2	7	1	5	0	0	1	1	0	1	0	15				
10	NASHIF, Terry	g	1	3	1	3	0	0	1	1	3	4	8	0	1	23		
03	YOUNG, Keena	g	3	8	0	2	3	5	5	10	1	9	0	0	2	33		
13	AINGE, Austin	2	3	2	3	0	0	0	1	1	6	1	4	0	1	18		
20	BURGESS, Sam	2	7	0	2	0	0	0	1	1	4	4	0	2	0	15		
34	BURGESS, David	0	1	0	0	0	0	0	0	2	0	0	0	0	1	5		
43	DAMES, Derek	0	0	0	0	1	2	0	0	0	1	0	1	0	0	3		
44	PLASTED, Trent	0	2	0	0	2	1	2	3	0	2	1	1	0	0	18		
54	MILES, Chris	0	1	0	0	0	0	3	2	5	1	0	1	0	7			
TEAM								2	3	5						7		
Totals.....			18	57	6	23	8	14	15	28	43	21	50	8	27	4	7	200

TOTAL FG% 1st Half: 5:27 18.5% 2nd Half: 13:30 43.3% Game: 31.6% DEADBALL
3-Pt. FG% 1st Half: 3:13 23.1% 2nd Half: 3:10 30.0% Game: 26.1% REBOUNDS
F Throw % 1st Half: 5:8 62.5% 2nd Half: 3:6 50.0% Game: 57.1% 2

HOME TEAM: North Carolina 1-1

##	Player	totfg	3pt	rebounds					pf	tp	a	bk	s	min				
		fg	fga	ft	fta	of	de	tot										
21	Williams, Javid	f	4	9	0	2	3	5	1	5	6	1	11	0	0	1	23	
42	May, Sean	c	7	11	0	4	6	3	5	8	2	18	0	3	0	3	23	
02	Felton, Raymond	g	2	10	2	7	0	0	2	2	3	6	7	2	0	2	26	
05	Manuel, Jackie	g	2	5	0	2	3	1	1	2	0	6	2	0	0	3	24	
32	McDants, Rashad	g	5	9	3	6	0	0	5	5	3	13	3	1	0	1	22	
01	Scott, Melvin	g	3	6	2	5	2	2	0	0	0	10	0	0	0	1	13	
03	Terry, Reyshawin	2	3	1	2	0	0	1	0	1	1	5	0	3	0	0	6	
11	Thomas, Quentin	0	1	0	0	0	0	0	0	0	0	2	1	0	0	8	9	
15	Everett, Charlie	0	0	0	0	0	0	0	0	0	0	0	0	0	0	0	6	
22	Miller, West	0	0	0	0	0	0	0	0	0	0	1	0	0	0	0	6	
24	Williams, Marvin	1	4	0	0	6	3	3	6	3	8	1	2	0	0	3	9	
25	Grant, Damien	0	4	0	0	0	0	0	0	2	0	0	0	0	0	0	4	
34	Noel, David	3	4	0	0	1	1	2	5	7	4	7	3	0	0	2	17	
35	Hooker, C.J.	0	0	0	0	0	0	0	0	0	0	0	0	0	0	0	2	
41	Sanders, Byron	1	1	0	0	0	0	1	0	1	0	2	0	0	0	0	4	
TEAM								2	2								2	
Totals.....			30	69	8	26	18	23	14	28	42	17	86	19	12	1	15	200

TOTAL FG% 1st Half: 17:36 47.2% 2nd Half: 13:33 39.4% Game: 43.5% DEADBALL
3-Pt. FG% 1st Half: 3:13 23.1% 2nd Half: 5:13 39.5% Game: 30.8% REBOUNDS
F Throw % 1st Half: 11:14 79.6% 2nd Half: 7:9 77.8% Game: 78.3% 2

Officials: Bob Donato, Craig Peterson, J.D. Collins
Technical fouls: Brigham Young-None, North Carolina-None.

Attendance: 2500

Score by Periods	1st	2nd	Total
Brigham Young	18	32	50
North Carolina	48	38	86

Points in the paint-BY 16; NC 40. Points off turnovers-BY 6; NC 30.
2nd chance points-BY 8; NC 17. Fast break points-BY 7; NC 19.
Bench points-BY 22; NC 32. Score tied-1 time. Lead changes-0 times.

BYU vs. Stanford - Game #2 (Maui Invitational)

11-23-04 11 a.m. at Lahaina Civic Center, Maui, Hawaii
VISITORS: Brigham Young D-2

##	Player	totfg	3pt	rebounds					pf	tp	a	bk	s	min				
		fg	fga	ft	fta	of	de	tot										
41	MEADS, Garner	f	3	7	0	0	3	3	2	5	4	9	0	3	1	0	22	
52	JENSEN, Jared	f	4	7	0	0	3	5	1	2	2	11	0	2	0	1	24	
01	HALL, Mike	g	2	8	1	3	2	2	4	6	3	7	2	1	0	1	33	
02	ROSE, Mike	g	2	5	2	5	2	4	2	0	2	8	0	3	0	0	25	
10	NASHIF, Terry	g	2	9	1	5	2	2	0	1	1	4	7	1	3	0	1	30
03	YOUNG, Keena	g	2	4	0	0	2	3	1	3	4	0	6	0	1	0	12	
13	AINGE, Austin	0	1	0	1	0	0	0	0	0	0	0	1	0	0	0	12	
20	BURGESS, Sam	0	3	0	2	0	0	0	0	1	1	1	0	1	0	0	8	
43	DAMES, Derek	2	4	0	0	0	0	3	7	10	4	4	0	1	0	0	16	
44	PLASTED, Trent	0	0	0	0	0	1	4	1	3	4	1	0	1	0	0	18	
TEAM								1	2	3							2	
Totals.....			17	48	4	16	15	23	11	27	38	20	53	4	19	1	3	200

TOTAL FG% 1st Half: 9:26 34.6% 2nd Half: 8:22 36.4% Game: 35.4% DEADBALL
3-Pt. FG% 1st Half: 2:9 22.2% 2nd Half: 2:7 28.6% Game: 25.0% REBOUNDS
F Throw % 1st Half: 5:7 71.4% 2nd Half: 10:16 62.5% Game: 65.2% 4.1

HOME TEAM: Stanford 2-1

##	Player	totfg	3pt	rebounds					pf	tp	a	bk	s	min				
		fg	fga	ft	fta	of	de	tot										
20	Grunfeld, Dan	f	6	12	1	4	7	8	1	6	7	1	20	0	1	0	1	31
02	Haysyz, Matt	f	3	10	0	0	2	6	8	4	6	1	1	3	1	3	1	24
42	Little, Rob	c	2	5	0	0	1	2	1	2	3	5	1	4	0	0	1	33
11	Hernandez, Chris	g	1	6	1	4	6	1	0	1	2	3	3	9	0	3	0	19
21	Robinson, Nick	g	4	8	0	1	0	4	4	8	3	8	2	2	0	3	3	33
10	Morris, Jim	g	3	6	0	1	4	4	0	2	1	10	4	0	0	0	21	
31	Fingen, Taj	2	2	0	0	0	1	1	2	4	4	1	0	0	1	3	13	
32	Haas, Jason	0	1	0	1	0	0	0	0	0	0	0	0	0	0	0	14	
44	Washington, Fred	0	4	0	0	0	0	0	0	0	1	0	0	0	0	0	4	
55	Frowitt, Peter	0	1	0	0	0	0	1	1	2	2	0	1	0	1	0	9	
TEAM								1	2	3							9	
Totals.....			21	55	2	11	18	25	11	23	34	23	62	13	11	4	7	200

TOTAL FG% 1st Half: 10:30 33.3% 2nd Half: 11:25 44.0% Game: 38.2% DEADBALL
3-Pt. FG% 1st Half: 1:6 16.7% 2nd Half: 1:5 20.0% Game: 18.2% REBOUNDS
F Throw % 1st Half: 7:9 77.8% 2nd Half: 11:16 68.8% Game: 72.0% 2.1

Officials: Tony Greene, Steve Skiles, Brian Forte
Technical fouls: Brigham Young-None, Stanford-None.

Attendance: 2500

Score by Periods	1st	2nd	Total
Brigham Young	25	28	53
Stanford	28	34	62

Points in the paint-BY 20; STAN 34. Points off turnovers-BY 11; STAN 15.
2nd chance points-BY 7; STAN 10. Fast break points-BY 3; STAN 8.
Bench points-BY 11; STAN 14. Score tied-4 times. Lead changes-3 times.

BYU vs. Chaminade - Game #3 (Maui Invitational)

11-24-04 2 p.m. at Lahaina Civic Center, Maui, Hawaii
VISITORS: Brigham Young 1-2

##	Player	totfg	3pt	rebounds					pf	tp	a	bk	s	min				
		fg	fga	ft	fta	of	de	tot										
03	YOUNG, Keena	f	7	12	0	0	0	3	3	6	2	14	0	0	0	2	33	
52	JENSEN, Jared	c	6	8	0	0	4	4	4	1	5	4	16	0	3	0	25	
01	HALL, Mike	g	5	12	2	5	2	2	3	3	6	0	14	5	1	0	4	38
02	ROSE, Mike	g	2	5	1	3	0	0	0	0	0	5	3	1	0	0	1	20
10	NASHIF, Terry	g	2	3	0	0	0	0	0	4	4	2	4	5	1	1	1	21
05	REISMAN, Joshua	1	1	0	0	0	0	0	0	0	0	0	2	0	1	0	0	5
12	REICHER, Brook	0	0	0	0	0	0	0	0	0	0	0	0	1	0	0	0	1
13	AINGE, Austin	1	3	0	1	0	0	0	0	4	4	3	2	2	3	0	0	14
20	BURGESS, Sam	3	11	2	6	0	0	1	2	3	3	8	0	2	3	2	2	26
43	DAMES, Derek	4	7	0	0	2	2	0	6	6	1	10	1	2	1	1	1	19
44	PLASTED, Trent	0	1	0	0	0	0	0	0	0	0	0	0	0	0	0	0	3
54	MILES, Chris	0	0	0	0	2	3	0	0	0	0	2	0	0	0	0	0	1
TEAM								1	2									7
Totals.....			31	63	5	15	10	10	12	24	36	17	77	16	15	5	10	200

TOTAL FG% 1st Half: 14:34 41.2% 2nd Half: 17:29 58.6% Game: 49.2% DEADBALL
3-Pt. FG% 1st Half: 2:10 20.0% 2nd Half: 3:5 60.0% Game: 33.3% REBOUNDS
F Throw % 1st Half: 3:3 100% 2nd Half: 7:7 100% Game: 100% 0

HOME TEAM: Chaminade 1-3

##	Player	totfg	3pt	rebounds					pf	tp	a	bk	s	min				
		fg	fga	ft	fta	of	de	tot										
50	Frey, Nick	f	0	1	0	0	0	0	1	1	3	0	1	0	1	0	5	
01	Mretzstadt, Dustin	c	3	8	0	0	2	1	2	3	4	7	0	2	0	0	0	31
20	Reaves, Chris	g	2	7	1	4	0	0	3	3	1	5	3	5	0	1	3	32
24	McCune, Dylan	g	4	11	3	9	0	0	0	1	1	11	2	2	0	2	2	32
25	Whiting, Zack	g	2	9	1	4	2	3	1	5	6	5	7	7	0	1	0	30
03	Hirata, Ryan	0	1	0	1	0	2	0	0	0	0	0	0	0	0	1	1	1
10	Keys, Eric	0	0	0	0	0	0	0	0	0	0	0	0	0	0	0	0	1
12	Nelson, Chris	2	5	0	3	1	2	2	1	3	1	5	1	1	0	0	0	17
15	Powell, Chris	0	1	0	0	2	4	2	3	5	1	2	0	2	3	0	0	12
21	Campbell, Corey	3	4	1	2	0	0	0										

2004-05 Individual Game Box Scores

2004-05 BYU Men's Basketball

BYU vs. Boise State – Game #7

12/08/04 7:05 p.m. at Provo, UT
VISITORS: Boise State University 4-3, 0-0 WAC

#	Player	totfg		3-pt		rebounds			pf	tp	a	to	blk	s	min	
		fg	fga	fga	fga	ft	fta	of								de
21	BLAKSBURN, Jer	f	4	14	0	0	1	4	2	6	3	9	4	3	0	35
25	BANKS, Tazarray	f	7	24	0	1	2	0	4	4	2	5	0	1	0	19
45	ELLIS, Jason	f	9	16	0	2	4	5	10	4	20	2	4	1	0	26
05	KARL, Coby	g	4	11	2	0	1	1	1	2	4	10	7	2	2	33
35	HARRIS, Franco	g	4	9	4	0	0	0	3	2	12	2	3	0	0	27
04	ROBINSON, Seth	g	2	8	0	0	0	0	2	1	0	0	0	0	0	9
11	THOMPSON, McNeal	6	14	4	9	3	3	2	0	2	2	19	1	0	0	17
12	LLOYD, Kareem	1	3	0	0	0	0	0	5	5	2	2	1	2	0	15
44	GANOUS, Kenney	0	1	0	0	0	0	1	2	3	2	0	0	0	0	9
TEAM										1	2					
Totals.....		30	74	10	28	7	13	14	25	39	22	77	14	3	2	200
TOTAL FG%	1st Half: 13-29 44.8%	2nd Half: 17-45 37.8%	Game: 40%	DEADBALL												
3-Pt. FG%	1st Half: 5-12 41.7%	2nd Half: 5-16 31.2%	Game: 35.7%	REBOUNDS												
F Throw %	1st Half: 0-2 0.0%	2nd Half: 7-11 63.6%	Game: 53.8%	1												

HOME TEAM: Brigham Young 2-5, 0-0 MWC

#	Player	totfg		3-pt		rebounds			pf	tp	a	to	blk	s	min	
		fg	fga	fga	fga	ft	fta	of								de
41	MEADS, Garner	f	1	1	0	0	2	2	0	3	3	4	2	1	0	14
52	JENSEN, Jared	c	3	9	0	7	8	2	3	5	1	13	1	0	0	25
01	HALL, Mike	g	2	12	3	5	6	2	7	9	2	21	5	1	0	38
10	NASHIF, Terry	g	0	2	0	1	2	0	1	0	1	1	0	1	0	17
23	BALDERSON, Jimmy	g	1	6	1	4	0	0	2	2	0	3	1	0	0	18
02	ROSE, Mike	g	6	9	6	9	1	2	3	3	1	19	1	3	0	23
03	YOUNG, Keena	4	6	0	0	0	3	4	5	8	2	11	0	2	1	20
13	AINGE, Austin	4	8	2	4	6	0	5	5	3	14	5	0	1	25	
43	DAWES, Derek	1	3	0	0	1	0	3	3	2	2	0	2	1	0	14
54	MILES, Chris	1	1	0	0	1	1	1	1	2	0	2	2	1	0	6
TEAM											1	2				
Totals.....		28	57	11	21	23	31	8	35	43	16	90	15	4	5	200
TOTAL FG%	1st Half: 13-29 44.8%	2nd Half: 15-28 53.6%	Game: 49%	DEADBALL												
3-Pt. FG%	1st Half: 7-12 58.3%	2nd Half: 4-9 44.4%	Game: 52.4%	REBOUNDS												
F Throw %	1st Half: 6-8 75.0%	2nd Half: 7-7 100.0%	Game: 74.2%	4												

Officials: Scott Thornley, Mark Whitehead, Eddie Jackson
Technical fouls: Boise State University-None; Brigham Young-None.
Attendance: 8619
Score by Periods
Boise State University 31 46 77
Brigham Young 39 51 90

Points in the paint-BOISE 18;BY 27. Points off turnovers-BOISE 15;BY 19.
2nd chance points-BOISE 18;BY 17. Fast break points-BOISE 4;BY 12.
Bench points-BOISE 21;BY 48. Score tied-4 times. Lead changes-4 times.

BYU vs. Washington St. (Delta Crest) – Game #8

12/11/04 4:00 PM at Delta Crest, Salt Lake City, UT
VISITORS: Washington State University 4-3, 0-0 Pac-10

#	Player	totfg		3-pt		rebounds			pf	tp	a	to	blk	s	min	
		fg	fga	fga	fga	ft	fta	of								de
34	COWGILL, Robbie	f	1	2	1	0	0	2	2	4	3	0	0	0	12	
45	WARREN, Jeff	f	2	8	0	1	4	6	3	11	8	3	5	0	1	32
14	HENRY, Chris	c	1	4	0	0	0	0	0	0	0	2	0	0	0	15
02	LOW, Derrick	g	0	2	0	0	0	1	1	0	0	2	2	0	0	15
11	KELATI, Thomas	g	5	9	3	6	2	3	2	5	7	15	3	0	34	
01	AKONGIN, Josh	3	8	3	4	0	0	1	1	0	9	0	1	0	14	
05	SCHLATTER, Chris	1	3	0	1	0	0	4	2	2	3	1	0	0	26	
12	GREEN, Randy	2	4	2	4	0	0	0	0	0	6	0	1	0	24	
22	GILL, Shami	0	5	0	0	1	2	3	5	2	1	0	2	0	22	
24	WEAVER, Kyle	0	0	0	0	0	0	0	0	0	0	1	0	0	0	
25	SIMMONS, Isaiah	1	2	1	1	0	0	0	0	0	0	3	0	0	0	7
32	HARMELING, Dawn	0	2	0	1	0	0	1	1	1	0	1	0	0	0	7
TEAM												2				
Totals.....		16	49	0	19	7	11	10	26	36	11	49	13	15	2	200
TOTAL FG%	1st Half: 7-22 31.8%	2nd Half: 9-27 33.3%	Game: 32.7%	DEADBALL												
3-Pt. FG%	1st Half: 3-7 42.9%	2nd Half: 2-12 16.7%	Game: 52.6%	REBOUNDS												
F Throw %	1st Half: 1-3 33.3%	2nd Half: 6-8 75.0%	Game: 63.6%	2												

HOME TEAM: Brigham Young 2-6, 0-0 MWC

#	Player	totfg		3-pt		rebounds			pf	tp	a	to	blk	s	min	
		fg	fga	fga	fga	ft	fta	of								de
23	BALDERSON, Jimmy	f	0	4	0	3	4	0	0	0	0	0	2	0	0	15
41	MEADS, Garner	f	2	0	2	2	1	9	10	2	2	2	2	0	0	28
52	JENSEN, Jared	c	0	1	0	0	0	0	0	0	0	1	0	1	0	6
01	HALL, Mike	g	1	10	1	6	0	0	1	1	4	3	2	3	0	36
10	NASHIF, Terry	g	0	1	0	1	0	0	0	1	0	0	0	0	0	6
02	ROSE, Mike	g	6	13	3	9	0	0	2	3	15	1	2	0	35	
03	YOUNG, Keena	1	3	0	0	0	0	3	3	0	2	0	0	1	0	15
13	AINGE, Austin	7	12	2	6	0	0	2	2	1	16	4	1	0	0	31
20	BURGESS, Sam	0	0	0	0	0	0	0	0	1	0	1	0	0	0	4
43	DAWES, Derek	1	1	0	0	4	3	4	7	1	6	1	1	0	0	25
54	MILES, Chris	1	1	0	0	0	1	2	2	1	2	1	0	0	0	9
TEAM												3				
Totals.....		17	48	6	25	6	9	6	25	31	14	46	11	14	3	200
TOTAL FG%	1st Half: 10-26 38.5%	2nd Half: 7-22 31.8%	Game: 35.4%	DEADBALL												
3-Pt. FG%	1st Half: 4-14 28.6%	2nd Half: 2-11 18.2%	Game: 24.0%	REBOUNDS												
F Throw %	1st Half: 1-2 50.0%	2nd Half: 5-7 71.4%	Game: 66.7%	2												

Officials: Jim Danner, Tim Gabutero, Bill Gracey
Technical fouls: Washington State University-None; Brigham Young-None.
Attendance: 10293
Score by Periods
Washington State University 18 31 49
Brigham Young 25 21 46

Points in the paint-WASHST 6;BY 18. Points off turnovers-WASHST 4;BY 13.
2nd chance points-WASHST 6;BY 1. Fast break points-WASHST 0;BY 6.
Bench points-WASHST 21;BY 41. Score tied-3 times. Lead changes-4 times.



BYU vs. Utah State – Game #9

12/18/04 7:05 at Marriott Center, Provo, Utah
VISITORS: Utah State 7-2

#	Player	totfg		3-pt		rebounds			pf	tp	a	to	blk	s	min		
		fg	fga	fga	fga	ft	fta	of								de	tot
04	HARRIS, Nate	f	7	8	0	0	2	4	0	6	1	16	1	2	1	36	
25	NEL, John	f	1	3	0	0	0	1	2	3	1	2	0	1	0	15	
32	NELSON, Spencer	c	9	13	2	7	6	5	11	3	26	7	6	0	0	28	
02	PAK, David	g	3	7	2	3	0	1	0	2	2	4	8	3	2	0	16
20	CARRROLL, Jayce	g	7	14	4	7	3	4	0	5	5	2	1	4	0	32	
01	CRANE, Marques	2	3	1	1	0	0	2	2	4	2	5	1	0	0	13	
03	MATHEUS, Cass	0	4	0	0	0	0	1	2	1	0	0	0	0	0	12	
05	COX, Robert	0	1	0	0	0	0	0	0	0	0	0	0	0	0	1	
21	BROWN, Calvin	0	1	0	1	0	2	0	1	1	2	0	0	0	0	17	
23	HUBER, Chris	1	2	1	2	0	0	0	0	0	2	3	2	1	0	13	
30	WILLIAMS, Jason	0	2	0	2	2	4	2	3	5	0	2	0	1	1	13	
31	MCVEY, Ian	0	1	0	1	2	1	0	1	0	1	1	0	1	0	4	
TEAM															5		
Totals.....		30	59	9	18	15	24	18	28	46	18	84	22	15	4	200	
TOTAL FG%	1st Half: 14-29 48.3%	2nd Half: 16-30 53.3%	Game: 50.8%	DEADBALL													
3-Pt. FG%	1st Half: 5-10 50.0%	2nd Half: 4-13 30.8%	Game: 50.8%	REBOUNDS													
F Throw %	1st Half: 8-9 88.9%	2nd Half: 7-8 87.5%	Game: 82.5%	2													

HOME TEAM: Brigham Young 2-7

#	Player	totfg		3-pt		rebounds			pf	tp	a	to	blk	s	min		
		fg	fga	fga	fga	ft	fta	of								de	tot
23	BALDERSON, Jimmy	f	1	5	0	2	0	0	0	0	0	4	2	1	0	10	
41	MEADS, Garner	f	2	5	0	0	0	0	0	0	1	5	4	1	0	1	23
43	DAWES, Derek	c	0	2	0	0	0	0	0	4	4						

2004-05 Individual Game Box Scores

2004-05 BYU Men's Basketball

BYU vs. Santa Clara – Game #13

12/31/04 1:05 PM at Provo, UT
VISITORS: Santa Clara 7-8

Box score table for BYU vs. Santa Clara. Columns include Player, #, fg, fga, 3pt, fga, fga, ft, fta, of, de, tot, pf, tp, a, to, blk, s, min. Rows list players like ANGLER, Brody and DENISON, Sean.

Summary statistics for BYU vs. Santa Clara. Columns include TOTAL FG%, 3Pt. FG%, F Throw %, 1st Half, 2nd Half, Game, DEADBALL, REBOUNDS.

HOME TEAM: Brigham Young 5-8

Box score table for Brigham Young 5-8. Columns include Player, #, fg, fga, 3pt, fga, fga, ft, fta, of, de, tot, pf, tp, a, to, blk, s, min. Rows list players like YOUNG, Keena and BURNESS, Sam.

Summary statistics for Brigham Young 5-8. Columns include TOTAL FG%, 3Pt. FG%, F Throw %, 1st Half, 2nd Half, Game, DEADBALL, REBOUNDS.

Officials: Jim Danner, Shawn Lehigh, Larry Spaulding

Technical fouls: Santa Clara-None, Brigham Young-None.

Attendance: 9534

Score by Periods 1st 2nd Total Santa Clara 28 46 74 Brigham Young 28 59 87

Points in the paint-STCL 26,BY 28. Points off turnovers-STCL 18,BY 18. 2nd chance points-STCL 19,BY 6. Fast break points-STCL 2,BY 8. Bench points-STCL 21,BY 38. Score tied 6 times. Lead changes-10 times.

BYU @ Saint Mary's – Game #14

01/04/05 7:36 PM at Moraga, CA (McKean Pavilion)
VISITORS: Brigham Young 5-9

Box score table for BYU @ Saint Mary's. Columns include Player, #, fg, fga, 3pt, fga, fga, ft, fta, of, de, tot, pf, tp, a, to, blk, s, min. Rows list players like HALL, Mike and ANGE, Austin.

Summary statistics for BYU @ Saint Mary's. Columns include TOTAL FG%, 3Pt. FG%, F Throw %, 1st Half, 2nd Half, Game, DEADBALL, REBOUNDS.

HOME TEAM: Saint Mary's (CA) 12-4

Box score table for Saint Mary's (CA) 12-4. Columns include Player, #, fg, fga, 3pt, fga, fga, ft, fta, of, de, tot, pf, tp, a, to, blk, s, min. Rows list players like WOLAND, E.J. and KICKERT, Daniel.

Summary statistics for Saint Mary's (CA) 12-4. Columns include TOTAL FG%, 3Pt. FG%, F Throw %, 1st Half, 2nd Half, Game, DEADBALL, REBOUNDS.

Officials: Mark Reischling, Tim Gaburtero, Bruce Hicks

Technical fouls: Brigham Young-MILES, Chris; Saint Mary's (CA)-None.

Attendance: 2643

Score by Periods 1st 2nd Total Brigham Young 28 23 51 Saint Mary's (CA) 31 41 72

Points in the paint-BY 14,SMC 36. Points off turnovers-BY 16,SMC 35. 2nd chance points-BY 4,SMC 16. Fast break points-BY 0,SMC 12. Bench points-BY 16,SMC 14. Score tied 9 times. Lead changes-9 times.

BYU vs. San Diego State – Game #15

01/08/05 7:05 pm at Marmont Center, Provo, UT
VISITORS: San Diego State 7-7, 1-0

Box score table for BYU vs. San Diego State. Columns include Player, #, fg, fga, 3pt, fga, fga, ft, fta, of, de, tot, pf, tp, a, to, blk, s, min. Rows list players like SHAWVER, Marcus and CAMARA, Mohamed.

Summary statistics for BYU vs. San Diego State. Columns include TOTAL FG%, 3Pt. FG%, F Throw %, 1st Half, 2nd Half, Game, DEADBALL, REBOUNDS.

HOME TEAM: Brigham Young 5-10, 0-1

Box score table for Brigham Young 5-10, 0-1. Columns include Player, #, fg, fga, 3pt, fga, fga, ft, fta, of, de, tot, pf, tp, a, to, blk, s, min. Rows list players like HALL, Mike and BURNESS, Sam.

Summary statistics for Brigham Young 5-10, 0-1. Columns include TOTAL FG%, 3Pt. FG%, F Throw %, 1st Half, 2nd Half, Game, DEADBALL, REBOUNDS.

Officials: Scott Thornley, Bill Greay, Mike Reed

Technical fouls: San Diego State-None, Brigham Young-None.

Attendance: 12633

Score by Periods 1st 2nd Total San Diego State 19 40 59 Brigham Young 28 29 57

Points in the paint-SD 30,BY 24. Points off turnovers-SD 18,BY 11. 2nd chance points-SD 13,BY 13. Fast break points-SD 2,BY 2. Bench points-SD 27,BY 7. Score tied 5 times. Lead changes-3 times.

BYU vs. Montana State-Billings – Game #16

01/11/05 7:07 PM at Marmont Center, Provo, Utah
VISITORS: Montana State-Billings 8-5

Box score table for BYU vs. Montana State-Billings. Columns include Player, #, fg, fga, 3pt, fga, fga, ft, fta, of, de, tot, pf, tp, a, to, blk, s, min. Rows list players like HASSELL, Justin and WALKER, Lucas.

Summary statistics for BYU vs. Montana State-Billings. Columns include TOTAL FG%, 3Pt. FG%, F Throw %, 1st Half, 2nd Half, Game, DEADBALL, REBOUNDS.

HOME TEAM: Brigham Young 6-10

Box score table for Brigham Young 6-10. Columns include Player, #, fg, fga, 3pt, fga, fga, ft, fta, of, de, tot, pf, tp, a, to, blk, s, min. Rows list players like HALL, Mike and MEADS, Garner.

Summary statistics for Brigham Young 6-10. Columns include TOTAL FG%, 3Pt. FG%, F Throw %, 1st Half, 2nd Half, Game, DEADBALL, REBOUNDS.

Officials: Jim Danner, Ronnie Hernandez, Kenneth Wilson

Technical fouls: Montana State-Billings-HASSELL, Justin, Brigham Young-None.

Attendance: 9506

Score by Periods 1st 2nd Total Montana State-Billings 30 40 70 Brigham Young 57 53 110

Points in the paint-MSUB 14,BY 50. Points off turnovers-MSUB 8,BY 23. 2nd chance points-MSUB 13,BY 15. Fast break points-MSUB 2,BY 12. Bench points-MSUB 5,BY 49. Score tied 0 times. Lead changes-2 times.

BYU @ Colorado State – Game #17

1-15:05 1:00 p.m. at Fort Collins, Colo. (Moby Arena)
VISITORS: BYU 6-11, 0-2 MWC

Box score table for BYU @ Colorado State. Columns include Player, #, fg, fga, 3pt, fga, fga, ft, fta, of, de, tot, pf, tp, a, to, blk, s, min. Rows list players like MILES, Chris and JENSEN, Jared.

Summary statistics for BYU @ Colorado State. Columns include TOTAL FG%, 3Pt. FG%, F Throw %, 1st Half, 2nd Half, Game, DEADBALL, REBOUNDS.

HOME TEAM: Colorado State 9-6, 1-1 MWC

Box score table for Colorado State 9-6, 1-1 MWC. Columns include Player, #, fg, fga, 3pt, fga, fga, ft, fta, of, de, tot, pf, tp, a, to, blk, s, min. Rows list players like SMITH, Jason and CREASON, Stuart.

Summary statistics for Colorado State 9-6, 1-1 MWC. Columns include TOTAL FG%, 3Pt. FG%, F Throw %, 1st Half, 2nd Half, Game, DEADBALL, REBOUNDS.

Officials: Bob Staffen, Shawn Lehigh, Chris Rastatter

Technical fouls: BYU-None, Colorado State-None.

Attendance: 3287

Score by Periods 1st 2nd Total BYU 22 45 67 Colorado State 32 42 74

Points in the paint-BY 24,CS 30. Points off turnovers-BY 20,CS 9. 2nd chance points-BY 10,CS 8. Fast break points-BY 6,CS 4. Bench points-BY 6,CS 27. Score tied 2 times. Lead changes-3 times.

BYU @ Wyoming – Game #18

1-17:05 10:05 p.m. at Laramie, Wyo.
VISITORS: Brigham Young Cougars 6-12, 0-3 MWC

Box score table for BYU @ Wyoming. Columns include Player, #, fg, fga, 3pt, fga, fga, ft, fta, of, de, tot, pf, tp, a, to, blk, s, min. Rows list players like HALL, Mike and LEVINS, Steve.

Summary statistics for BYU @ Wyoming. Columns include TOTAL FG%, 3Pt. FG%, F Throw %, 1st Half, 2nd Half, Game, DEADBALL, REBOUNDS.

HOME TEAM: Wyoming Cowboys 9-7, 1-2 MWC

Box score table for Wyoming Cowboys 9-7, 1-2 MWC. Columns include Player, #, fg, fga, 3pt, fga, fga, ft, fta, of, de, tot, pf, tp, a, to, blk, s, min. Rows list players like LEVINS, Steve and WILLIAMS, Justin.

Summary statistics for Wyoming Cowboys 9-7, 1-2 MWC. Columns include TOTAL FG%, 3Pt. FG%, F Throw %, 1st Half, 2nd Half, Game, DEADBALL, REBOUNDS.

Officials: Steve Welmer, Verne Harris, Mark Whitehead

Technical fouls: Brigham Young Cougars-None, Wyoming Cowboys-None.

Attendance: 7300

Score by Periods 1st 2nd Total Brigham Young Cougars 31 40 71 Wyoming Cowboys 35 48 83

Points in the paint-BY 30,WY 38. Points off turnovers-BY 16,WY 15. 2nd chance points-BY 17,WY 12. Fast break points-BY 4,WY 2. Bench points-BY 40,WY 18. Score tied 2 times. Lead changes-2 times.



2004-05 BYU Season Stats
 BYU Cougars Combined Team Statistics (as of Feb 12, 2005)
 All games

RECORD:	OVERALL	HOME	AWAY	NEUTRAL
ALL GAMES	(8-16)	(5-7)	(2-6)	(1-3)
CONFERENCE	(2-7)	(1-4)	(1-3)	(0-0)
NON-CONFERENCE	(6-9)	(4-3)	(1-3)	(1-3)

## Player	GP-GS	Min--Avg	---TOTAL---		---3-PTS---		FT-FTA	Pct	---REBOUNDS---				PF	FO	A	TO	Blk	Stl	Pts	Avg
			FG-FGA	Pct	3FG-FGA	Pct			Off	Def	Tot	Avg								
01 HALL, Mike.....	24-24	807 33.6	113-283	.399	42-124	.339	60-76	.789	30	59	89	3.7	51	1	51	42	9	34	328	13.7
13 ANGE, Austin.....	24-17	649 27.0	76-176	.432	33-95	.347	44-53	.830	7	63	70	2.9	43	0	97	79	0	29	229	9.5
02 ROSE, Mike.....	24-7	499 20.8	71-167	.425	51-126	.405	21-31	.677	5	37	42	1.8	31	0	26	29	1	9	214	8.9
52 JENSEN, Jared.....	23-18	520 22.6	66-119	.555	0-0	.000	58-70	.829	39	55	94	4.1	56	0	11	29	4	12	190	8.3
03 YOUNG, Keena.....	24-14	542 22.6	72-144	.500	0-3	.000	31-50	.620	52	84	136	5.7	38	0	17	23	17	15	175	7.3
23 BALDERSON, Jimmy...	19-10	313 16.5	42-100	.420	26-57	.456	25-40	.625	7	28	35	1.8	31	2	16	26	0	7	135	7.1
43 DAWES, Derek.....	23-9	418 18.2	42-91	.462	0-0	.000	36-52	.692	39	75	114	5.0	52	3	10	33	23	5	120	5.2
41 MEADS, Garner.....	17-9	306 18.0	28-71	.394	0-1	.000	18-27	.667	24	49	73	4.3	40	1	9	24	7	7	74	4.4
54 MILES, Chris.....	22-4	254 11.5	22-63	.349	0-0	.000	10-14	.714	24	30	54	2.5	38	0	13	13	19	4	54	2.5
05 REISMAN, Joshua....	1-0	5 5.0	1-1	1.000	0-0	.000	0-0	.000	0	0	0	0.0	2	0	0	1	0	0	2	2.0
10 NASHIF, Terry.....	22-7	263 12.0	14-52	.269	7-30	.233	6-8	.750	0	28	28	1.3	18	0	38	28	1	10	41	1.9
20 BURGESS, Sam.....	22-1	166 7.5	12-53	.226	7-27	.259	8-9	.889	4	13	17	0.8	30	0	10	16	3	9	39	1.8
12 REICHNER, Brock....	7-0	22 3.1	3-5	.600	1-2	.500	0-2	.000	1	3	4	0.6	2	0	1	1	0	0	7	1.0
04 BURGESS, Joshua....	3-0	10 3.3	1-2	.500	1-1	1.000	0-0	.000	1	1	2	0.7	0	0	1	0	0	0	3	1.0
44 PLAISTED, Trent....	5-0	44 8.8	0-3	.000	0-0	.000	3-6	.500	2	6	8	1.6	2	0	1	2	0	0	3	0.6
34 BURGESS, David.....	2-0	7 3.5	0-1	.000	0-0	.000	0-0	.000	0	0	0	0.0	2	0	0	0	0	1	0	0.0
TEAM.....										37	39	76	3.2	0		5				
Total.....	24	4825	563-1331	.423	168-466	.361	320-438	.731	272	570	842	35.1	436	7	301	351	84	142	1614	67.2
Opponents.....	24	4825	591-1366	.433	151-447	.338	297-442	.672	290	558	848	35.3	416	-	338	342	81	169	1630	67.9

TEAM STATISTICS	BY	OPP	DATE	OPPONENT	W/L	SCORE	ATTEND
SCORING.....	1614	1630	11-22-04	vs North Carolina	L	50-86	2500
Points per game.....	67.2	67.9	11-23-04	vs Stanford	L	53-62	2500
Scoring margin.....	-0.7	-	11-24-04	vs Chaminade	W	77-56	2500
FIELD GOALS-ATT.....	563-1331	591-1366	11/27/04	CALIFORNIA	L	64-67	9857
Field goal pct.....	.423	.433	12/01/04	at Utah State	L	57-71	9620
3 POINT FG-ATT.....	168-466	151-447	12/04/04	at USC	L	82-87	2163
3-point FG pct.....	.361	.338	12/08/04	BOISE STATE UNIVERSITY	W	90-77	8619
3-pt FG made per game..	7.0	6.3	12/11/04	vs Washington State University	L	46-49	10283
FREE THROWS-ATT.....	320-438	297-442	12/18/04	UTAH STATE	L	62-84	11610
Free throw pct.....	.731	.672	12/21/04	NORTH CAROLINA STATE	L	61-72	9390
REBOUNDS.....	842	848	12-23-04	at Weber State	W	79-61	7043
Rebounds per game.....	35.1	35.3	12/28/04	SOUTHERN UTAH UNIVERSITY	W	77-52	10239
Rebounding margin.....	-0.2	-	12/31/04	SANTA CLARA	W	87-74	9534
ASSISTS.....	301	338	01/04/05	at Saint Mary's (CA)	L	51-72	2643
Assists per game.....	12.5	14.1	*01/08/05	SAN DIEGO STATE	L	57-59	12633
TURNOVERS.....	351	342	01/11/05	MONTANA STATE-BILLINGS	W	110-70	9506
Turnovers per game.....	14.6	14.3	*1-15-05	at Colorado State	L	67-74	3287
Turnover margin.....	-0.4	-	*1-17-05	at Wyoming Cowboys	L	71-83	7360
Assist/turnover ratio..	0.9	1.0	*01/22/05	AIR FORCE	L	49-52	10041
STEALS.....	142	169	*01/24/05	NEW MEXICO	W	68-53	12161
Steals per game.....	5.9	7.0	*01/31/05	UNIVERSITY OF UTAH	L	58-72	14072
BLOCKS.....	84	81	*02/05/05	at UNLV	W OT	82-72	11591
Blocks per game.....	3.5	3.4	*02-07-05	at SAN DIEGO STATE	L	58-66	6387
WINNING STREAK.....	0	-	*02/12/05	WYOMING	L	58-59	10996
Home win streak.....	0	-					
ATTENDANCE.....	128658	67877					
Home games-Avg/Game...	12-10722	8-6262					
Neutral site-Avg/Game..	-	4-4446					

SCORE BY PERIODS:	1st	2nd	OT	Total
BYU Cougars.....	721	874	19	- 1614
Opponents.....	749	872	9	- 1630

2004-05 BYU Season Stats
 BYU Cougars Overall/Conference Statistics (as of Feb 12, 2005)
 All games

SUMMARY	OVERALL STATISTICS										CONFERENCE STATISTICS									
	GP-GS	Min/G	FG%	3PT%	FT%	R/G	A/G	STL	BLK	PTS/G	GP-GS	Min/G	FG%	3PT%	FT%	R/G	A/G	STL	BLK	PTS/G
HALL, Mike.....	24-24	33.6	.399	.339	.789	3.7	2.1	34	9	13.7	9-9	35.1	.339	.283	.791	3.3	1.8	14	6	13.9
AINGE, Austin.....	24-17	27.0	.432	.347	.830	2.9	4.0	29	0	9.5	9-9	32.4	.373	.256	.815	3.6	4.9	11	0	9.9
ROSE, Mike.....	24-7	20.8	.425	.405	.677	1.8	1.1	9	1	8.9	9-2	22.7	.362	.283	.875	1.9	0.9	2	0	6.9
JENSEN, Jared.....	23-18	22.6	.555	.000	.829	4.1	0.5	12	4	8.3	8-4	20.5	.448	.000	.727	4.6	0.1	3	2	5.3
YOUNG, Keena.....	24-14	22.6	.500	.000	.620	5.7	0.7	15	17	7.3	9-5	23.1	.552	.000	.524	5.1	0.4	6	4	8.3
BALDERSON, Jimmy....	19-10	16.5	.420	.456	.625	1.8	0.8	7	0	7.1	9-7	21.2	.429	.500	.571	3.0	0.7	5	0	8.6
DAWES, Derek.....	23-9	18.2	.462	.000	.692	5.0	0.4	5	23	5.2	9-5	18.6	.462	.000	.786	4.4	0.6	3	10	5.2
MEADS, Garner.....	17-9	18.0	.394	.000	.667	4.3	0.5	7	7	4.4	7-1	13.1	.385	.000	.333	2.4	0.1	2	2	3.1
MILES, Chris.....	22-4	11.5	.349	.000	.714	2.5	0.6	4	19	2.5	8-3	12.8	.345	.000	.500	3.3	0.5	0	6	2.9
REISMAN, Joshua.....	1-0	5.0	1.000	.000	.000	0.0	0.0	0	0	2.0										
NASHIF, Terry.....	22-7	12.0	.269	.233	.750	1.3	1.7	10	1	1.9	7-0	5.0	.000	.000	.750	0.6	0.7	1	0	0.4
BURGESS, Sam.....	22-1	7.5	.226	.259	.889	0.8	0.5	9	3	1.8	9-0	4.9	.111	.143	.000	0.6	0.4	2	0	0.3
REICHNER, Brock.....	7-0	3.1	.600	.500	.000	0.6	0.1	0	0	1.0	3-0	3.0	.000	.000	.000	0.3	0.0	0	0	0.0
BURGESS, Joshua.....	3-0	3.3	.500	1.000	.000	0.7	0.3	0	0	1.0	1-0	1.0	.000	.000	.000	1.0	0.0	0	0	0.0
PLAISTED, Trent.....	5-0	8.8	.000	.000	.500	1.6	0.2	0	0	0.6										
BURGESS, David.....	2-0	3.5	.000	.000	.000	0.0	0.0	1	0	0.0										
Total.....	24		.423	.361	.731	35.1	12.5	142	84	67.2	9		.393	.306	.703	34.7	10.9	49	30	63.1
Opponents.....	24		.433	.338	.672	35.3	14.1	169	81	67.9	9		.456	.301	.678	33.9	13.3	59	38	65.6

SCORING	OVERALL STATISTICS								CONFERENCE STATISTICS							
	FG-FGA	FG%	3FG-FGA	3PT%	FT-FTA	FT%	PTS	PTS/G	FG-FGA	FG%	3FG-FGA	3PT%	FT-FTA	FT%	PTS	PTS/G
HALL, Mike.....	113-283	.399	42-124	.339	60-76	.789	328	13.7	38-112	.339	15-53	.283	34-43	.791	125	13.9
AINGE, Austin.....	76-176	.432	33-95	.347	44-53	.830	229	9.5	28-75	.373	11-43	.256	22-27	.815	89	9.9
ROSE, Mike.....	71-167	.425	51-126	.405	21-31	.677	214	8.9	21-58	.362	13-46	.283	7-8	.875	62	6.9
JENSEN, Jared.....	66-119	.555	0-0	.000	58-70	.829	190	8.3	13-29	.448	0-0	.000	16-22	.727	42	5.3
YOUNG, Keena.....	72-144	.500	0-3	.000	31-50	.620	175	7.3	32-58	.552	0-0	.000	11-21	.524	75	8.3
BALDERSON, Jimmy....	42-100	.420	26-57	.456	25-40	.625	135	7.1	24-56	.429	17-34	.500	12-21	.571	77	8.6
DAWES, Derek.....	42-91	.462	0-0	.000	36-52	.692	120	5.2	18-39	.462	0-0	.000	11-14	.786	47	5.2
MEADS, Garner.....	28-71	.394	0-1	.000	18-27	.667	74	4.4	10-26	.385	0-0	.000	2-6	.333	22	3.1
MILES, Chris.....	22-63	.349	0-0	.000	10-14	.714	54	2.5	10-29	.345	0-0	.000	3-6	.500	23	2.9
REISMAN, Joshua.....	1-1	1.000	0-0	.000	0-0	.000	2	2.0								
NASHIF, Terry.....	14-52	.269	7-30	.233	6-8	.750	41	1.9	0-5	.000	0-3	.000	3-4	.750	3	0.4
BURGESS, Sam.....	12-53	.226	7-27	.259	8-9	.889	39	1.8	1-9	.111	1-7	.143	0-0	.000	3	0.3
REICHNER, Brock.....	3-5	.600	1-2	.500	0-2	.000	7	1.0	0-0	.000	0-0	.000	0-0	.000	0	0.0
BURGESS, Joshua.....	1-2	.500	1-1	1.000	0-0	.000	3	1.0	0-0	.000	0-0	.000	0-0	.000	0	0.0
PLAISTED, Trent.....	0-3	.000	0-0	.000	3-6	.500	3	0.6								
BURGESS, David.....	0-1	.000	0-0	.000	0-0	.000	0	0.0								
Total.....	563-1331	.423	168-466	.361	320-438	.731	1614	67.2	195-496	.393	57-186	.306	121-172	.703	568	63.1
Opponents.....	591-1366	.433	151-447	.338	297-442	.672	1630	67.9	215-471	.456	40-133	.301	120-177	.678	590	65.6

TOTALS	OVERALL STATISTICS										CONFERENCE STATISTICS									
	O-REB	D-REB	TOTAL	PF	FO	A	TO	A/TO	Hi	Pts	O-REB	D-REB	TOTAL	PF	FO	A	TO	A/TO	Hi	Pts
HALL, Mike.....	30	59	89	51	1	51	42	1.2	24		9	21	30	22	1	16	13	1.2	24	
AINGE, Austin.....	7	63	70	43	0	97	79	1.2	25		6	26	32	17	0	44	28	1.6	25	
ROSE, Mike.....	5	37	42	31	0	26	29	0.9	26		4	13	17	13	0	8	12	0.7	21	
JENSEN, Jared.....	39	55	94	56	0	11	29	0.4	23		16	21	37	16	0	1	3	0.3	10	
YOUNG, Keena.....	52	84	136	38	0	17	23	0.7	14		14	32	46	13	0	4	12	0.3	14	
BALDERSON, Jimmy....	7	28	35	31	2	16	26	0.6	23		7	20	27	21	2	6	17	0.4	23	
DAWES, Derek.....	39	75	114	52	3	10	33	0.3	14		19	21	40	26	2	5	14	0.4	14	
MEADS, Garner.....	24	49	73	40	1	9	24	0.4	10		7	10	17	10	0	1	7	0.1	6	
MILES, Chris.....	24	30	54	38	0	13	13	1.0	12		13	13	26	16	0	4	6	0.7	8	
REISMAN, Joshua.....	0	0	0	2	0	0	1	0.0	2											
NASHIF, Terry.....	0	28	28	18	0	38	28	1.4	10		0	4	4	3	0	5	3	1.7	3	
BURGESS, Sam.....	4	13	17	30	0	10	16	0.6	8		0	5	5	7	0	4	5	0.8	3	
REICHNER, Brock.....	1	3	4	2	0	1	1	1.0	4		0	1	1	0	0	0	0	0.0	0	
BURGESS, Joshua.....	1	1	2	0	0	1	0	0.0	3		1	0	1	0	0	0	0	0.0	0	
PLAISTED, Trent.....	2	6	8	2	0	1	2	0.5	2											
BURGESS, David.....	0	0	0	2	0	0	0	0.0	0											
Total.....	272	570	842	436	7	301	351	0.9	110		112	200	312	164	5	98	121	0.8	82	
Opponents.....	290	558	848	416	-	338	342	1.0	87		87	218	305	150	2	120	125	1.0	83	

2004-05 BYU Season Stats
 BYU Cougars Combined Team Statistics (as of Feb 12, 2005)
 Home games

RECORD :	OVERALL	HOME	AWAY	NEUTRAL
ALL GAMES	(5-7)	(5-7)	(0-0)	(0-0)
CONFERENCE	(1-4)	(1-4)	(0-0)	(0-0)
NON-CONFERENCE	(4-3)	(4-3)	(0-0)	(0-0)

## Player	GP-GS	Min--Avg	---TOTAL---		---3-PTS---		FT-FTA	Pct	----REBOUNDS----				PF	FO	A	TO	Blk	Stl	Pts	Avg
			FG-FGA	Pct	3FG-FGA	Pct			Off	Def	Tot	Avg								
01 HALL, Mike.....	12-12	393 32.8	56-138	.406	15-56	.268	33-41	.805	17	32	49	4.1	24	0	25	19	6	14	160	13.3
02 ROSE, Mike.....	12-3	296 24.7	45-97	.464	34-73	.466	14-21	.667	2	23	25	2.1	18	0	17	13	1	6	138	11.5
13 AINGE, Austin.....	12-10	345 28.8	36-89	.404	17-45	.378	29-37	.784	3	41	44	3.7	22	0	63	41	0	14	118	9.8
52 JENSEN, Jared.....	11-8	251 22.8	33-60	.550	0-0	.000	41-46	.891	20	23	43	3.9	25	0	4	10	1	6	107	9.7
03 YOUNG, Keena.....	12-7	262 21.8	35-70	.500	0-0	.000	20-35	.571	30	45	75	6.3	22	0	9	9	8	8	90	7.5
23 BALDERSON, Jimmy...	10-6	158 15.8	20-46	.435	9-21	.429	7-12	.583	5	16	21	2.1	16	1	8	14	0	6	56	5.6
43 DAWES, Derek.....	11-5	189 17.2	17-41	.415	0-0	.000	15-22	.682	17	36	53	4.8	25	2	5	14	13	3	49	4.5
41 MEADS, Garner.....	8-4	132 16.5	14-31	.452	0-0	.000	6-10	.600	10	17	27	3.4	16	1	5	6	2	2	34	4.3
54 MILES, Chris.....	11-2	161 14.6	15-42	.357	0-0	.000	5-8	.625	10	18	28	2.5	19	0	8	9	13	2	35	3.2
20 BURGESS, Sam.....	11-1	72 6.5	5-24	.208	4-14	.286	8-9	.889	3	5	8	0.7	18	0	5	7	0	5	22	2.0
10 NASHIF, Terry.....	11-2	115 10.5	7-23	.304	4-13	.308	4-6	.667	0	17	17	1.5	5	0	17	9	0	6	22	2.0
12 REICHNER, Brock....	4-0	14 3.5	3-5	.600	1-2	.500	0-2	.000	1	2	3	0.8	2	0	1	0	0	0	7	1.8
04 BURGESS, Joshua....	3-0	10 3.3	1-2	.500	1-1	1.000	0-0	.000	1	1	2	0.7	0	0	1	0	0	0	3	1.0
34 BURGESS, David.....	1-0	2 2.0	0-0	.000	0-0	.000	0-0	.000	0	0	0	0.0	0	0	0	0	0	0	0	0.0
TEAM.....										20	15	35	2.9	0		0				
Total.....	12	2400	287-668	.430	85-225	.378	182-249	.731	139	291	430	35.8	212	4	168	151	44	72	841	70.1
Opponents.....	12	2400	291-678	.429	79-227	.348	130-199	.653	144	282	426	35.5	227	-	162	172	40	78	791	65.9

TEAM STATISTICS	BY	OPP	DATE	OPPONENT	W/L	SCORE	ATTEND
SCORING.....	841	791	11/27/04	CALIFORNIA	L	64-67	9857
Points per game.....	70.1	65.9	12/08/04	BOISE STATE UNIVERSITY	W	90-77	8619
Scoring margin.....	+4.2	-	12/18/04	UTAH STATE	L	62-84	11610
FIELD GOALS-ATT.....	287-668	291-678	12/21/04	NORTH CAROLINA STATE	L	61-72	9390
Field goal pct.....	.430	.429	12/28/04	SOUTHERN UTAH UNIVERSITY	W	77-52	10239
3 POINT FG-ATT.....	85-225	79-227	12/31/04	SANTA CLARA	W	87-74	9534
3-point FG pct.....	.378	.348	*01/08/05	SAN DIEGO STATE	L	57-59	12633
3-pt FG made per game..	7.1	6.6	01/11/05	MONTANA STATE-BILLINGS	W	110-70	9506
FREE THROWS-ATT.....	182-249	130-199	*01/22/05	AIR FORCE	L	49-52	10041
Free throw pct.....	.731	.653	*01/24/05	NEW MEXICO	W	68-53	12161
REBOUNDS.....	430	426	*01/31/05	UNIVERSITY OF UTAH	L	58-72	14072
Rebounds per game.....	35.8	35.5	*02/12/05	WYOMING	L	58-59	10996
Rebounding margin.....	+0.3	-					
ASSISTS.....	168	162					
Assists per game.....	14.0	13.5					
TURNOVERS.....	151	172					
Turnovers per game.....	12.6	14.3					
Turnover margin.....	+1.8	-					
Assist/turnover ratio..	1.1	0.9					
STEALS.....	72	78					
Steals per game.....	6.0	6.5					
BLOCKS.....	44	40					
Blocks per game.....	3.7	3.3					
WINNING STREAK.....	0	-					
Home win streak.....	0	-					
ATTENDANCE.....	128658	0					
Home games-Avg/Game....	12-10722	0-0					
Neutral site-Avg/Game..	-	0-0					

SCORE BY PERIODS:	1st	2nd	Total
BYU Cougars.....	378	463	- 841
Opponents.....	362	429	- 791

2004-05 BYU Season Stats
 BYU Cougars Combined Team Statistics (as of Feb 07, 2005)
 Away games

RECORD :	OVERALL	HOME	AWAY	NEUTRAL
ALL GAMES	(2-6)	(0-0)	(2-6)	(0-0)
CONFERENCE	(1-3)	(0-0)	(1-3)	(0-0)
NON-CONFERENCE	(1-3)	(0-0)	(1-3)	(0-0)

## Player	GP-GS	Min--Avg	---TOTAL---		---3-PTS---		FT-FTA	Pct	---REBOUNDS---				PF	FO	A	TO	Blk	Stl	Pts	Avg
			FG-FGA	Pct	3FG-FGA	Pct			Off	Def	Tot	Avg								
01 HALL, Mike.....	8-8	282 35.2	45-100	.450	21-46	.457	23-29	.793	7	16	23	2.9	16	1	17	14	2	12	134	16.8
13 AINGE, Austin.....	8-7	229 28.6	30-68	.441	12-39	.308	15-16	.938	4	15	19	2.4	15	0	27	26	0	14	87	10.9
23 BALDERSON, Jimmy...	8-3	140 17.5	22-50	.440	17-33	.515	18-28	.643	2	12	14	1.8	15	1	8	10	0	1	79	9.9
03 YOUNG, Keena.....	8-6	197 24.6	24-47	.511	0-1	.000	6-7	.857	13	25	38	4.8	13	0	8	13	7	5	54	6.8
43 DAWES, Derek.....	8-4	166 20.8	18-38	.474	0-0	.000	14-19	.737	16	22	38	4.8	21	1	3	14	7	1	50	6.3
52 JENSEN, Jared.....	8-6	188 23.5	20-39	.513	0-0	.000	8-12	.667	14	27	41	5.1	21	0	6	12	3	3	48	6.0
02 ROSE, Mike.....	8-1	124 15.5	14-40	.350	10-31	.323	5-6	.833	3	9	12	1.5	10	0	5	9	0	0	43	5.4
41 MEADS, Garner.....	6-2	102 17.0	10-25	.400	0-1	.000	7-12	.583	8	14	22	3.7	15	0	1	9	3	3	27	4.5
54 MILES, Chris.....	8-2	76 9.5	6-19	.316	0-0	.000	3-4	.750	10	9	19	2.4	17	0	4	2	5	2	15	1.9
10 NASHIF, Terry.....	7-1	68 9.7	2-13	.154	1-8	.125	0-0	.000	0	5	5	0.7	5	0	11	7	0	1	5	0.7
20 BURGESS, Sam.....	7-0	41 5.9	2-8	.250	1-3	.333	0-0	.000	0	4	4	0.6	3	0	4	4	0	2	5	0.7
12 REICHNER, Brock....	2-0	7 3.5	0-0	.000	0-0	.000	0-0	.000	0	1	1	0.5	0	0	0	0	0	0	0	0.0
44 PLAISTED, Trent....	2-0	5 2.5	0-0	.000	0-0	.000	0-0	.000	0	1	1	0.5	1	0	0	0	0	0	0	0.0
TEAM.....										12	15	27	3.4	0		5				

Total.....	8	1625	193-447	.432	62-162	.383	99-133	.744	89	175	264	33.0	152	3	94	125	27	44	547	68.4
Opponents.....	8	1625	211-462	.457	46-141	.326	118-171	.690	102	178	280	35.0	122	-	119	111	30	55	586	73.2

TEAM STATISTICS	BY	OPP	DATE	OPPONENT	W/L	SCORE	ATTEND
SCORING.....	547	586	12/01/04	at Utah State	L	57-71	9620
Points per game.....	68.4	73.2	12/04/04	at USC	L	82-87	2163
Scoring margin.....	-4.9	-	12-23-04	at Weber State	W	79-61	7043
FIELD GOALS-ATT.....	193-447	211-462	01/04/05	at Saint Mary's (CA)	L	51-72	2643
Field goal pct.....	.432	.457	*1-15-05	at Colorado State	L	67-74	3287
3 POINT FG-ATT.....	62-162	46-141	*1-17-05	at Wyoming Cowboys	L	71-83	7360
3-point FG pct.....	.383	.326	*02/05/05	at UNLV	W OT	82-72	11591
3-pt FG made per game..	7.8	5.8	*02-07-05	at SAN DIEGO STATE	L	58-66	6387
FREE THROWS-ATT.....	99-133	118-171					
Free throw pct.....	.744	.690					
REBOUNDS.....	264	280					
Rebounds per game.....	33.0	35.0					
Rebounding margin.....	-2.0	-					
ASSISTS.....	94	119					
Assists per game.....	11.8	14.9					
TURNOVERS.....	125	111					
Turnovers per game.....	15.6	13.9					
Turnover margin.....	-1.7	-					
Assist/turnover ratio..	0.8	1.1					
STEALS.....	44	55					
Steals per game.....	5.5	6.9					
BLOCKS.....	27	30					
Blocks per game.....	3.4	3.8					
WINNING STREAK.....	0	-					
Home win streak.....	0	-					
ATTENDANCE.....	0	50094					
Home games-Avg/Game....	0-0	8-6262					
Neutral site-Avg/Game..	-	0-0					

SCORE BY PERIODS:	1st	2nd	OT	Total
BYU Cougars.....	242	286	19	547
Opponents.....	272	305	9	586

2004-05 BYU Season Stats
 BYU Cougars Combined Team Statistics (as of Feb 05, 2005)
 Games won

RECORD :	OVERALL	HOME	AWAY	NEUTRAL
ALL GAMES	(8-0)	(5-0)	(2-0)	(1-0)
CONFERENCE	(2-0)	(1-0)	(1-0)	(0-0)
NON-CONFERENCE	(6-0)	(4-0)	(1-0)	(1-0)

## Player	GP-GS	Min--Avg	---TOTAL---			---3-PTS---		FT-FTA	Pct	---REBOUNDS---				PF	FO	A	TO	Blk	Stl	Pts	Avg
			FG-FGA	Pct	3FG-FGA	Pct	Off			Def	Tot	Avg									
01 HALL, Mike.....	8-8	278 34.8	45-90	.500	14-37	.378	22-28	.786	15	22	37	4.6	11	0	23	14	1	14	126	15.8	
52 JENSEN, Jared.....	7-6	163 23.3	32-50	.640	0-0	.000	25-29	.862	15	17	32	4.6	20	0	5	9	0	3	89	12.7	
02 ROSE, Mike.....	8-3	168 21.0	32-57	.561	24-44	.545	11-15	.733	2	11	13	1.6	3	0	14	6	1	2	99	12.4	
03 YOUNG, Keena.....	8-6	218 27.3	32-58	.552	0-0	.000	17-23	.739	17	29	46	5.8	16	0	5	8	7	8	81	10.1	
13 AINGE, Austin.....	8-6	229 28.6	24-56	.429	12-30	.400	17-20	.850	1	31	32	4.0	20	0	43	22	0	11	77	9.6	
43 DAWESS, Derek.....	7-4	148 21.1	20-38	.526	0-0	.000	17-23	.739	9	35	44	6.3	19	1	7	11	11	3	57	8.1	
23 BALDERSON, Jimmy...	7-3	102 14.6	15-36	.417	7-17	.412	9-14	.643	2	15	17	2.4	4	0	8	8	0	2	46	6.6	
41 MEADS, Garner.....	5-2	68 13.6	7-14	.500	0-1	.000	7-8	.875	4	16	20	4.0	10	0	4	5	1	0	21	4.2	
54 MILES, Chris.....	8-0	72 9.0	9-21	.429	0-0	.000	7-8	.875	5	7	12	1.5	12	0	8	5	7	2	25	3.1	
20 BURGESS, Sam.....	7-0	70 10.0	5-21	.238	4-11	.364	5-6	.833	3	6	9	1.3	14	0	6	6	3	5	19	2.7	
10 NASHIF, Terry.....	8-2	80 10.0	6-13	.462	2-5	.400	4-6	.667	0	12	12	1.5	2	0	10	5	1	6	18	2.3	
05 REISMAN, Joshua....	1-0	5 5.0	1-1	1.000	0-0	.000	0-0	.000	0	0	0	0.0	2	0	0	1	0	0	2	2.0	
12 REICHNER, Brock....	4-0	12 3.0	3-5	.600	1-2	.500	0-2	.000	1	2	3	0.8	2	0	1	1	0	0	7	1.8	
04 BURGESS, Joshua....	2-0	9 4.5	1-2	.500	1-1	1.000	0-0	.000	0	1	1	0.5	0	0	1	0	0	0	3	1.5	
44 PLAISTED, Trent....	1-0	3 3.0	0-1	.000	0-0	.000	0-0	.000	0	0	0	0.0	0	0	0	0	0	0	0	0.0	
TEAM.....										8	8	16	2.0	0		2					
Total.....	8	1625	232-463	.501	65-148	.439	141-182	.775	82	212	294	36.8	135	1	135	103	32	56	670	83.8	
Opponents.....	8	1625	183-480	.381	61-175	.349	88-127	.693	110	169	279	34.9	158	-	104	134	25	43	515	64.4	

TEAM STATISTICS	BY	OPP	DATE	OPPONENT	W/L	SCORE	ATTEND
SCORING.....	670	515	11-24-04	vs Chaminade	W	77-56	2500
Points per game.....	83.8	64.4	12/08/04	BOISE STATE UNIVERSITY	W	90-77	8619
Scoring margin.....	+19.4	-	12-23-04	at Weber State	W	79-61	7043
FIELD GOALS-ATT.....	232-463	183-480	12/28/04	SOUTHERN UTAH UNIVERSITY	W	77-52	10239
Field goal pct.....	.501	.381	12/31/04	SANTA CLARA	W	87-74	9534
3 POINT FG-ATT.....	65-148	61-175	01/11/05	MONTANA STATE-BILLINGS	W	110-70	9506
3-point FG pct.....	.439	.349	*01/24/05	NEW MEXICO	W	68-53	12161
3-pt FG made per game..	8.1	7.6	*02/05/05	at UNLV	W OT	82-72	11591
FREE THROWS-ATT.....	141-182	88-127					
Free throw pct.....	.775	.693					
REBOUNDS.....	294	279					
Rebounds per game.....	36.8	34.9					
Rebounding margin.....	+1.9	-					
ASSISTS.....	135	104					
Assists per game.....	16.9	13.0					
TURNOVERS.....	103	134					
Turnovers per game.....	12.9	16.8					
Turnover margin.....	+3.9	-					
Assist/turnover ratio..	1.3	0.8					
STEALS.....	56	43					
Steals per game.....	7.0	5.4					
BLOCKS.....	32	25					
Blocks per game.....	4.0	3.1					
WINNING STREAK.....	8	-					
Home win streak.....	5	-					
ATTENDANCE.....	50059	21134					
Home games-Avg/Game...	5-10012	2-9317					
Neutral site-Avg/Game..	-	1-2500					

SCORE BY PERIODS:	1st	2nd	OT	Total
BYU Cougars.....	289	362	19	670
Opponents.....	220	286	9	515

2004-05 BYU Season Stats
BYU Cougars Combined Team Statistics (as of Feb 12, 2005)
Games lost

RECORD :	OVERALL	HOME	AWAY	NEUTRAL
ALL GAMES	(0-16)	(0-7)	(0-6)	(0-3)
CONFERENCE	(0-7)	(0-4)	(0-3)	(0-0)
NON-CONFERENCE	(0-9)	(0-3)	(0-3)	(0-3)

## Player	GP-GS	Min--Avg	---TOTAL---			---3-PTS---		FT-FTA	Pct	----REBOUNDS----				PF	FO	A	TO	Blk	Stl	Pts	Avg
			FG-FGA	Pct	3FG-FGA	Pct	Off			Def	Tot	Avg									
01 HALL, Mike.....	16-16	529 33.1	68-193	.352	28-87	.322	38-48	.792	15	37	52	3.3	40	1	28	28	8	20	202	12.6	
13 AINGE, Austin.....	16-11	420 26.3	52-120	.433	21-65	.323	27-33	.818	6	32	38	2.4	23	0	54	57	0	18	152	9.5	
23 BALDERSON, Jimmy...	12-7	211 17.6	27-64	.422	19-40	.475	16-26	.615	5	13	18	1.5	27	2	8	18	0	5	89	7.4	
02 ROSE, Mike.....	16-4	331 20.7	39-110	.355	27-82	.329	10-16	.625	3	26	29	1.8	28	0	12	23	0	7	115	7.2	
52 JENSEN, Jared.....	16-12	357 22.3	34-69	.493	0-0	.000	33-41	.805	24	38	62	3.9	36	0	6	20	4	9	101	6.3	
03 YOUNG, Keena.....	16-8	324 20.3	40-86	.465	0-3	.000	14-27	.519	35	55	90	5.6	22	0	12	15	10	7	94	5.9	
41 MEADS, Garner.....	12-7	238 19.8	21-57	.368	0-0	.000	11-19	.579	20	33	53	4.4	30	1	5	19	6	7	53	4.4	
43 DAWES, Derek.....	16-5	270 16.9	22-53	.415	0-0	.000	19-29	.655	30	40	70	4.4	33	2	3	22	12	2	63	3.9	
54 MILES, Chris.....	14-4	182 13.0	13-42	.310	0-0	.000	3-6	.500	19	23	42	3.0	26	0	5	8	12	2	29	2.1	
10 NASHIF, Terry.....	14-5	183 13.1	8-39	.205	5-25	.200	2-2	1.000	0	16	16	1.1	16	0	28	23	0	4	23	1.6	
20 BURGESS, Sam.....	15-1	96 6.4	7-32	.219	3-16	.188	3-3	1.000	1	7	8	0.5	16	0	4	10	0	4	20	1.3	
44 PLAISTED, Trent....	4-0	41 10.3	0-2	.000	0-0	.000	3-6	.500	2	6	8	2.0	2	0	1	2	0	0	3	0.8	
12 REICHNER, Brock....	3-0	10 3.3	0-0	.000	0-0	.000	0-0	.000	0	1	1	0.3	0	0	0	0	0	0	0	0.0	
04 BURGESS, Joshua....	1-0	1 1.0	0-0	.000	0-0	.000	0-0	.000	1	0	1	1.0	0	0	0	0	0	0	0	0.0	
34 BURGESS, David.....	2-0	7 3.5	0-1	.000	0-0	.000	0-0	.000	0	0	0	0.0	2	0	0	0	0	1	0	0.0	
TEAM.....										29	31	60	3.8	0		3					
Total.....	16	3200	331-868	.381	103-318	.324	179-256	.699	190	358	548	34.2	301	6	166	248	52	86	944	59.0	
Opponents.....	16	3200	408-886	.460	90-272	.331	209-315	.663	180	389	569	35.6	258	-	234	208	56	126	1115	69.7	

TEAM STATISTICS	BY	OPP	DATE	OPPONENT	W/L	SCORE	ATTEND
SCORING.....	944	1115	11-22-04	vs North Carolina	L	50-86	2500
Points per game.....	59.0	69.7	11-23-04	vs Stanford	L	53-62	2500
Scoring margin.....	-10.7	-	11/27/04	CALIFORNIA	L	64-67	9857
FIELD GOALS-ATT.....	331-868	408-886	12/01/04	at Utah State	L	57-71	9620
Field goal pct.....	.381	.460	12/04/04	at USC	L	82-87	2163
3 POINT FG-ATT.....	103-318	90-272	12/11/04	vs Washington State University	L	46-49	10283
3-point FG pct.....	.324	.331	12/18/04	UTAH STATE	L	62-84	11610
3-pt FG made per game..	6.4	5.6	12/21/04	NORTH CAROLINA STATE	L	61-72	9390
FREE THROWS-ATT.....	179-256	209-315	01/04/05	at Saint Mary's (CA)	L	51-72	2643
Free throw pct.....	.699	.663	*01/08/05	SAN DIEGO STATE	L	57-59	12633
REBOUNDS.....	548	569	*1-15-05	at Colorado State	L	67-74	3287
Rebounds per game.....	34.2	35.6	*1-17-05	at Wyoming Cowboys	L	71-83	7360
Rebounding margin.....	-1.3	-	*01/22/05	AIR FORCE	L	49-52	10041
ASSISTS.....	166	234	*01/31/05	UNIVERSITY OF UTAH	L	58-72	14072
Assists per game.....	10.4	14.6	*02-07-05	at SAN DIEGO STATE	L	58-66	6387
TURNOVERS.....	248	208	*02/12/05	WYOMING	L	58-59	10996
Turnovers per game....	15.5	13.0					
Turnover margin.....	-2.5	-					
Assist/turnover ratio..	0.7	1.1					
STEALS.....	86	126					
Steals per game.....	5.4	7.9					
BLOCKS.....	52	56					
Blocks per game.....	3.3	3.5					
WINNING STREAK.....	0	-					
Home win streak.....	0	-					
ATTENDANCE.....	78599	46743					
Home games-Avg/Game....	7-11228	6-5243					
Neutral site-Avg/Game..	-	3-5094					

SCORE BY PERIODS:	1st	2nd	Total
BYU Cougars.....	432	512	- 944
Opponents.....	529	586	- 1115

2004-05 BYU Season Stats
 BYU Cougars Team Game-by-Game (as of Feb 12, 2005)
 All games

TEAM STATISTICS

Opponent	Date	Score	W/L	---TOTAL---		--3-PTRS--		---FT-FTA---		----REBOUNDS----				PF	A	TO	Blk	Stl	Pts	---Avg
				FG-FGA	Pct	3FG-FGA	Pct	FT-FTA	Pct	Off	Def	Tot	Avg							
vs North Carolina	11-22-04	50-86	L	18-57	.316	6-23	.261	8-14	.571	15	28	43	43.0	21	8	27	4	7	50	50.0
vs Stanford	11-23-04	53-62	L	17-48	.354	4-16	.250	15-23	.652	11	27	38	40.5	20	4	19	1	3	53	51.5
vs Chaminade	11-24-04	77-56	W	31-63	.492	5-15	.333	10-10	1.000	12	24	36	39.0	17	16	15	5	10	77	60.0
CALIFORNIA	11/27/04	64-67	L	21-64	.328	6-21	.286	16-19	.842	19	20	39	39.0	19	12	8	5	6	64	61.0
at Utah State	12/01/04	57-71	L	22-53	.415	8-21	.381	5-8	.625	11	19	30	37.2	17	10	15	5	7	57	60.2
at USC	12/04/04	82-87	L	26-55	.473	13-25	.520	17-26	.654	14	26	40	37.7	19	18	21	1	5	82	63.8
BOISE STATE UNIVERSIT	12/08/04	90-77	W	28-57	.491	11-21	.524	23-31	.742	8	35	43	38.4	16	15	15	4	5	90	67.6
vs Washington State U	12/11/04	46-49	L	17-48	.354	6-25	.240	6-9	.667	6	25	31	37.5	14	11	14	3	6	46	64.9
UTAH STATE	12/18/04	62-84	L	23-58	.397	7-19	.368	9-14	.643	11	18	29	36.6	22	10	13	7	6	62	64.6
NORTH CAROLINA STATE	12/21/04	61-72	L	21-55	.382	5-16	.313	14-15	.933	7	25	32	36.1	18	16	13	1	6	61	64.2
at Weber State	12-23-04	79-61	W	32-53	.604	6-11	.545	9-9	1.000	7	20	27	35.3	19	15	8	3	6	79	65.5
SOUTHERN UTAH UNIVERS	12/28/04	77-52	W	27-54	.500	12-21	.571	11-19	.579	11	22	33	35.1	15	18	11	3	6	77	66.5
SANTA CLARA	12/31/04	87-74	W	24-46	.522	6-17	.353	33-36	.917	5	25	30	34.7	20	19	13	5	4	87	68.1
at Saint Mary's (CA)	01/04/05	51-72	L	21-51	.412	6-13	.462	3-3	1.000	7	25	32	34.5	19	8	25	3	4	51	66.9
SAN DIEGO STATE	01/08/05	57-59	L	20-57	.351	3-19	.158	14-17	.824	18	29	47	35.3	13	8	17	1	5	57	66.2
MONTANA STATE-BILLING	01/11/05	110-70	W	40-73	.548	10-16	.625	20-30	.667	16	31	47	36.1	16	23	13	4	12	110	68.9
at Colorado State	1-15-05	67-74	L	24-69	.348	8-30	.267	11-13	.846	17	18	35	36.0	29	14	10	2	6	67	68.8
at Wyoming Cowboys	1-17-05	71-83	L	23-61	.377	4-18	.222	21-27	.778	14	24	38	36.1	17	7	14	5	6	71	68.9
AIR FORCE	01/22/05	49-52	L	20-42	.476	6-15	.400	3-8	.375	7	21	28	35.7	12	11	15	4	2	49	67.9
NEW MEXICO	01/24/05	68-53	W	26-58	.448	6-23	.261	10-14	.714	11	29	40	35.9	16	18	10	5	6	68	67.9
UNIVERSITY OF UTAH	01/31/05	58-72	L	19-44	.432	5-11	.455	15-23	.652	9	11	20	35.1	22	10	12	4	8	58	67.4
at UNLV	02/05/05	82-72	Wot	24-59	.407	9-24	.375	25-33	.758	12	26	38	35.3	16	11	18	3	7	82	68.1
at SAN DIEGO STATE	02-07-05	58-66	L	21-46	.457	8-20	.400	8-14	.571	7	17	24	34.8	16	11	14	5	3	58	67.7
WYOMING	02/12/05	58-59	L	18-60	.300	8-26	.308	14-23	.609	17	25	42	35.1	23	8	11	1	6	58	67.2
BYU Cougars		1614		563-1331	.423	168-466	.361	320-438	.731	272	570	842	35.1	436	301	351	84	142	1614	67.2
Opponents		1630		591-1366	.433	151-447	.338	297-442	.672	290	558	848	35.3	416	338	342	81	169	1630	67.9

Games played: 24
 Points/game: 67.2
 FG Pct: 42.3
 3FG Pct: 36.1
 FT Pct: 73.1

Rebounds/game: 35.1
 Assists/game: 12.5
 Turnovers/game: 14.6
 Assist/turnover ratio: 0.9
 Steals/game: 5.9
 Blocks/game: 3.5

2004-05 BYU Season Stats
 BYU Cougars Opponent Game-by-Game (as of Feb 12, 2005)
 All games

OPPONENT STATISTICS

Opponent	Date	Score	W/L	---TOTAL---		--3-PTRS--		FT-FTA		----REBOUNDS----				PF	A	TO	Blk	Stl	Pts	---Avg
				FG-FGA	Pct	3FG-FGA	Pct	Pct	Pct	Off	Def	Tot	Avg							
vs North Carolina	11-22-04	50-86	L	30-69	.435	8-26	.308	18-23	.783	14	28	42	42.0	17	19	12	1	15	86	86.0
vs Stanford	11-23-04	53-62	L	21-55	.382	2-11	.182	18-25	.720	11	23	34	38.0	23	13	11	4	7	62	74.0
vs Chaminade	11-24-04	77-56	W	22-53	.415	6-23	.261	6-13	.462	9	21	30	35.3	16	12	21	4	8	56	68.0
CALIFORNIA	11/27/04	64-67	L	26-58	.448	3-9	.333	12-22	.545	18	27	45	37.8	17	6	14	5	4	67	67.8
at Utah State	12/01/04	57-71	L	25-54	.463	3-17	.176	18-23	.783	12	21	33	36.8	11	13	9	4	8	71	68.4
at USC	12/04/04	82-87	L	32-67	.478	11-25	.440	12-17	.706	10	20	30	35.7	19	21	11	2	10	87	71.5
BOISE STATE UNIVERSIT	12/08/04	90-77	W	30-74	.405	10-28	.357	7-13	.538	14	25	39	36.1	22	17	14	3	2	77	72.3
vs Washington State U	12/11/04	46-49	L	16-49	.327	10-19	.526	7-11	.636	10	26	36	36.1	11	13	15	2	6	49	69.4
UTAH STATE	12/18/04	62-84	L	30-59	.508	9-18	.500	15-24	.625	18	28	46	37.2	18	22	15	4	8	84	71.0
NORTH CAROLINA STATE	12/21/04	61-72	L	28-60	.467	5-28	.179	11-16	.688	10	25	35	37.0	14	13	10	3	8	72	71.1
at Weber State	12-23-04	79-61	W	22-53	.415	5-15	.333	12-16	.750	14	14	28	36.2	12	9	14	0	1	61	70.2
SOUTHERN UTAH UNIVERS	12/28/04	77-52	W	17-47	.362	6-15	.400	12-17	.706	11	20	31	35.8	19	12	15	2	8	52	68.7
SANTA CLARA	12/31/04	87-74	W	26-64	.406	12-26	.462	10-16	.625	19	18	37	35.8	31	16	17	1	5	74	69.1
at Saint Mary's (CA)	01/04/05	51-72	L	28-63	.444	7-18	.389	9-17	.529	15	23	38	36.0	13	18	16	2	12	72	69.3
SAN DIEGO STATE	01/08/05	57-59	L	25-62	.403	2-14	.143	7-12	.583	11	22	33	35.8	16	17	12	2	8	59	68.6
MONTANA STATE-BILLING	01/11/05	110-70	W	23-70	.329	14-36	.389	10-12	.833	18	21	39	36.0	23	14	23	6	8	70	68.7
at Colorado State	1-15-05	67-74	L	22-45	.489	4-13	.308	26-38	.684	10	29	39	36.2	17	15	16	7	6	74	69.0
at Wyoming Cowboys	1-17-05	71-83	L	32-63	.508	9-23	.391	10-20	.500	12	27	39	36.3	17	15	13	4	4	83	69.8
AIR FORCE	01/22/05	49-52	L	21-43	.488	7-16	.438	3-4	.750	2	19	21	35.5	13	13	8	1	12	52	68.8
NEW MEXICO	01/24/05	68-53	W	18-55	.327	5-15	.333	12-18	.667	10	24	34	35.5	15	9	11	1	4	53	68.1
UNIVERSITY OF UTAH	01/31/05	58-72	L	26-42	.619	2-8	.250	18-23	.783	7	20	27	35.0	20	13	16	6	5	72	68.2
at UNLV	02/05/05	82-72	Wot	25-64	.391	3-17	.176	19-22	.864	15	26	41	35.3	20	15	19	8	7	72	68.4
at SAN DIEGO STATE	02-07-05	58-66	L	25-53	.472	4-13	.308	12-18	.667	14	18	32	35.2	13	13	13	3	7	66	68.3
WYOMING	02/12/05	58-59	L	21-44	.477	4-14	.286	13-22	.591	6	33	39	35.3	19	10	17	6	6	59	67.9
Opponents		1630		591-1366	.433	151-447	.338	297-442	.672	290	558	848	35.3	416	338	342	81	169	1630	67.9
BYU Cougars		1614		563-1331	.423	168-466	.361	320-438	.731	272	570	842	35.1	436	301	351	84	142	1614	67.2

Games played: 24
 Points/game: 67.9
 FG Pct: 43.3
 3FG Pct: 33.8
 FT Pct: 67.2

Rebounds/game: 35.3
 Assists/game: 14.1
 Turnovers/game: 14.3
 Assist/turnover ratio: 1.0
 Steals/game: 7.0
 Blocks/game: 3.4

2004-05 BYU Season Stats
 BYU Cougars Game-by-Game Points-Rebounds-Assists (as of Feb 12, 2005)
 All games

Opponent	Date	Score	01	02	03	04	05	10	12	13	20
			WL HALL,MIKE	ROSE,MIKE	YOUNG,KEE	BURGESS,J	REISMAN,J	NASHIF,TE	REICHNER,	AINGE,AUS	BURGESS,S
vs North Carolina	11-22-04	50-86	L 10- 4- 0	5- 1- 0	9-10- 0	DNP	DNP	3- 1- 4	DNP	6- 1- 1	4- 1- 0
vs Stanford	11-23-04	53-62	L 7- 6- 2	8- 2- 0	6- 4- 0	DNP	DNP	7- 1- 1	DNP	0- 0- 0	0- 1- 1
vs Chaminade	11-24-04	77-56	W 14- 6- 5	5- 0- 3	14- 6- 0	DNP	2- 0- 0	4- 4- 5	0- 0- 0	2- 4- 2	8- 3- 0
CALIFORNIA	11/27/04	64-67	L 23- 4- 2	1- 3- 1	6- 6- 2	DNP	DNP	8- 8- 5	DNP	2- 1- 0	6- 1- 0
at Utah State	12/01/04	57-71	L 19- 5- 3	3- 0- 0	4- 9- 2	DNP	DNP	0- 0- 1	DNP	15- 2- 3	2- 1- 0
at USC	12/04/04	82-87	L 13- 2- 1	13- 3- 0	0- 4- 0	DNP	DNP	0- 3-10	DNP	7- 0- 2	DNP
BOISE STATE UNIVERSITY	12/08/04	90-77	W 21- 9- 5	19- 3- 1	11- 8- 0	DNP	DNP	1- 1- 0	DNP	14- 5- 5	DNP
vs Washington State Uni	12/11/04	46-49	L 3- 1- 2	15- 2- 1	2- 3- 0	DNP	DNP	0- 0- 0	DNP	16- 2- 4	0- 0- 0
UTAH STATE	12/18/04	62-84	L 4- 4- 1	14- 1- 0	8- 7- 0	DNP	DNP	0- 0- 4	DNP	21- 2- 3	5- 0- 0
NORTH CAROLINA STATE	12/21/04	61-72	L 18- 4- 3	9- 1- 1	2-10- 3	DNP	DNP	0- 0- 1	DNP	9- 4- 8	0- 1- 0
at Weber State	12-23-04	79-61	W 23- 2- 4	0- 0- 0	14- 6- 4	DNP	DNP	0- 0- 0	DNP	9- 4- 3	0- 0- 0
SOUTHERN UTAH UNIVERSIT	12/28/04	77-52	W 12- 4- 3	14- 1- 1	6- 4- 1	0- 1- 1	DNP	0- 3- 0	3- 1- 1	14- 3- 5	5- 1- 0
SANTA CLARA	12/31/04	87-74	W 10- 1- 2	26- 3- 5	2- 3- 0	DNP	DNP	0- 0- 0	DNP	9- 7- 7	0- 0- 0
at Saint Mary's (CA)	01/04/05	51-72	L 12- 2- 1	6- 3- 2	6- 4- 1	DNP	DNP	5- 1- 0	0- 0- 0	6- 1- 2	0- 0- 1
SAN DIEGO STATE	01/08/05	57-59	L 16- 6- 1	7- 6- 2	0- 1- 0	DNP	DNP	0- 0- 0	DNP	9- 6- 5	0- 1- 0
MONTANA STATE-BILLINGS	01/11/05	110-70	W 14- 5- 1	14- 2- 3	10- 6- 0	3- 0- 0	DNP	10- 2- 2	4- 2- 0	10- 2- 8	6- 3- 4
at Colorado State	1-15-05	67-74	L 11- 3- 4	6- 1- 2	2- 3- 0	DNP	DNP	0- 1- 0	DNP	25- 3- 6	0- 0- 1
at Wyoming Cowboys	1-17-05	71-83	L 16- 3- 1	13- 3- 0	10- 5- 1	DNP	DNP	DNP	0- 1- 0	2- 4- 3	3- 2- 1
AIR FORCE	01/22/05	49-52	L 13- 3- 2	4- 0- 1	14-11- 0	DNP	DNP	DNP	DNP	5- 6- 6	0- 0- 0
NEW MEXICO	01/24/05	68-53	W 16- 8- 2	21- 3- 1	14- 7- 0	DNP	DNP	3- 2- 3	0- 0- 0	0- 4- 8	0- 1- 1
UNIVERSITY OF UTAH	01/31/05	58-72	L 4- 1- 1	3- 1- 0	10- 4- 2	0- 1- 0	DNP	0- 0- 2	0- 0- 0	15- 0- 5	0- 0- 0
at UNLV	02/05/05	82-72	WO 16- 2- 1	0- 1- 0	10- 6- 0	DNP	DNP	0- 0- 0	DNP	19- 3- 5	0- 1- 1
at SAN DIEGO STATE	02-07-05	58-66	L 24- 4- 2	2- 1- 1	8- 1- 0	DNP	DNP	0- 0- 0	DNP	4- 2- 3	0- 0- 0
WYOMING	02/12/05	58-59	L 9- 0- 2	6- 1- 1	7- 8- 1	DNP	DNP	0- 1- 0	DNP	10- 4- 3	0- 0- 0

Opponent	Date	Score	23	34	41	43	44	52	54
			WL BALDERSON	BURGESS,D	MEADS,GAR	DAWES,DER	PLAISTED,	JENSEN,JA	MILES,CHR
vs North Carolina	11-22-04	50-86	L DNP	0- 0- 0	2- 9- 1	1- 0- 0	2- 3- 1	8- 3- 1	0- 5- 0
vs Stanford	11-23-04	53-62	L DNP	DNP	9- 5- 0	4-10- 0	1- 4- 0	11- 2- 0	DNP
vs Chaminade	11-24-04	77-56	W DNP	DNP	DNP	10- 6- 1	0- 0- 0	16- 5- 0	2- 0- 0
CALIFORNIA	11/27/04	64-67	L DNP	0- 0- 0	DNP	4- 8- 0	DNP	12- 2- 2	2- 1- 0
at Utah State	12/01/04	57-71	L 6- 0- 0	DNP	0- 2- 0	0- 2- 0	0- 0- 0	8- 4- 1	0- 1- 0
at USC	12/04/04	82-87	L 22- 1- 4	DNP	10- 8- 1	10- 5- 0	0- 1- 0	3- 5- 0	4- 2- 0
BOISE STATE UNIVERSITY	12/08/04	90-77	W 3- 2- 1	DNP	4- 3- 2	2- 3- 0	DNP	13- 5- 1	2- 1- 0
vs Washington State Uni	12/11/04	46-49	L 0- 0- 0	DNP	2-10- 2	6- 7- 1	DNP	0- 0- 0	2- 2- 1
UTAH STATE	12/18/04	62-84	L 2- 0- 1	DNP	4- 1- 1	0- 4- 0	DNP	4- 1- 0	0- 5- 0
NORTH CAROLINA STATE	12/21/04	61-72	L DNP	DNP	4- 1- 0	5- 3- 0	DNP	14- 3- 0	0- 2- 0
at Weber State	12-23-04	79-61	W 0- 1- 0	DNP	10- 6- 0	7- 2- 1	DNP	16- 5- 3	0- 0- 0
SOUTHERN UTAH UNIVERSIT	12/28/04	77-52	W 11- 0- 2	DNP	DNP	10- 9- 1	DNP	2- 3- 0	0- 1- 3
SANTA CLARA	12/31/04	87-74	W 0- 1- 0	DNP	DNP	5- 5- 1	DNP	23- 5- 1	12- 3- 3
at Saint Mary's (CA)	01/04/05	51-72	L 5- 0- 0	DNP	DNP	9-10- 0	DNP	2- 7- 1	0- 2- 0
SAN DIEGO STATE	01/08/05	57-59	L 2- 1- 0	DNP	5- 6- 0	0- 3- 0	DNP	10- 7- 0	8- 5- 0
MONTANA STATE-BILLINGS	01/11/05	110-70	W 9- 3- 2	DNP	7-11- 1	DNP	DNP	16- 7- 0	7- 3- 2
at Colorado State	1-15-05	67-74	L 0- 0- 0	DNP	4- 4- 0	2- 2- 0	DNP	9-10- 0	8- 7- 1
at Wyoming Cowboys	1-17-05	71-83	L 9- 4- 0	DNP	3- 2- 0	11- 3- 0	DNP	4- 4- 1	0- 0- 0
AIR FORCE	01/22/05	49-52	L 5- 2- 2	DNP	6- 1- 0	0- 1- 0	DNP	2- 3- 0	DNP
NEW MEXICO	01/24/05	68-53	W 0- 3- 0	DNP	0- 0- 1	14-10- 2	DNP	DNP	0- 1- 0
UNIVERSITY OF UTAH	01/31/05	58-72	L 13- 2- 0	DNP	4- 4- 0	4- 2- 0	DNP	5- 3- 0	0- 0- 0
at UNLV	02/05/05	82-72	WO 23- 7- 3	DNP	0- 0- 0	9- 9- 1	DNP	3- 2- 0	2- 3- 0
at SAN DIEGO STATE	02-07-05	58-66	L 14- 1- 1	DNP	DNP	2- 5- 1	DNP	3- 4- 0	1- 4- 3
WYOMING	02/12/05	58-59	L 11- 7- 0	DNP	DNP	5- 5- 1	DNP	6- 4- 0	4- 6- 0

2004-05 BYU Season Stats
 BYU Cougars Game-by-Game Highs (as of Feb 12, 2005)
 All games

Opponent	Date	Score	WL	POINTS	REBOUNDS	ASSISTS	STEALS	BLOCKED SHOTS
vs North Carolina	11-22-04	50-86	L	10-HALL, Mike	10-YOUNG, Keena	4-NASHIF, Terry	2-MEADS, Garner	1-MILES, Chris YOUNG, Keena HALL, Mike MEADS, Garner
vs Stanford	11-23-04	53-62	L	11-JENSEN, Jared	10-DAWES, Derek	2-HALL, Mike	1-HALL, Mike JENSEN, Jared NASHIF, Terry	1-MEADS, Garner
vs Chaminade	11-24-04	77-56	W	16-JENSEN, Jared	6-YOUNG, Keena DAWES, Derek HALL, Mike	5-HALL, Mike NASHIF, Terry	4-HALL, Mike	3-BURGESS, Sam
CALIFORNIA	11/27/04	64-67	L	23-HALL, Mike	8-DAWES, Derek NASHIF, Terry	5-NASHIF, Terry	3-HALL, Mike	3-DAWES, Derek
at Utah State	12/01/04	57-71	L	19-HALL, Mike	9-YOUNG, Keena	3-HALL, Mike AINGE, Austin	2-AINGE, Austin YOUNG, Keena JENSEN, Jared	2-MEADS, Garner YOUNG, Keena
at USC	12/04/04	82-87	L	22-BALDERSON, Ji	8-MEADS, Garner	10-NASHIF, Terry	1-NASHIF, Terry HALL, Mike MEADS, Garner MILES, Chris AINGE, Austin	1-DAWES, Derek
BOISE STATE UNIVERSITY	12/08/04	90-77	W	21-HALL, Mike	9-HALL, Mike	5-HALL, Mike AINGE, Austin	2-JENSEN, Jared	2-MILES, Chris
vs Washington State Unive	12/11/04	46-49	L	16-AINGE, Austin	10-MEADS, Garner	4-AINGE, Austin	3-ROSE, Mike	2-DAWES, Derek
UTAH STATE	12/18/04	62-84	L	21-AINGE, Austin	7-YOUNG, Keena	4-NASHIF, Terry	2-ROSE, Mike	3-MILES, Chris
NORTH CAROLINA STATE	12/21/04	61-72	L	18-HALL, Mike	10-YOUNG, Keena	8-AINGE, Austin	3-HALL, Mike	1-MILES, Chris
at Weber State	12-23-04	79-61	W	23-HALL, Mike	6-YOUNG, Keena MEADS, Garner	4-HALL, Mike YOUNG, Keena	4-AINGE, Austin	2-YOUNG, Keena
SOUTHERN UTAH UNIVERSITY	12/28/04	77-52	W	14-AINGE, Austin ROSE, Mike	9-DAWES, Derek	5-AINGE, Austin	3-AINGE, Austin	2-DAWES, Derek
SANTA CLARA	12/31/04	87-74	W	26-ROSE, Mike	7-AINGE, Austin	7-AINGE, Austin	2-HALL, Mike AINGE, Austin	3-MILES, Chris
at Saint Mary's (CA)	01/04/05	51-72	L	12-HALL, Mike	10-DAWES, Derek	2-ROSE, Mike AINGE, Austin	2-AINGE, Austin	1-JENSEN, Jared MILES, Chris YOUNG, Keena
SAN DIEGO STATE	01/08/05	57-59	L	16-HALL, Mike	7-JENSEN, Jared	5-AINGE, Austin	4-AINGE, Austin	1-MILES, Chris
MONTANA STATE-BILLINGS	01/11/05	110-70	W	16-JENSEN, Jared	11-MEADS, Garner	8-AINGE, Austin	3-BURGESS, Sam NASHIF, Terry	2-YOUNG, Keena
at Colorado State	1-15-05	67-74	L	25-AINGE, Austin	10-JENSEN, Jared	6-AINGE, Austin	2-AINGE, Austin	1-MILES, Chris JENSEN, Jared
at Wyoming Cowboys	1-17-05	71-83	L	16-HALL, Mike	5-YOUNG, Keena	3-AINGE, Austin	2-HALL, Mike AINGE, Austin	2-DAWES, Derek YOUNG, Keena
AIR FORCE	01/22/05	49-52	L	14-YOUNG, Keena	11-YOUNG, Keena	6-AINGE, Austin	1-HALL, Mike ROSE, Mike	3-HALL, Mike
NEW MEXICO	01/24/05	68-53	W	21-ROSE, Mike	10-DAWES, Derek	8-AINGE, Austin	1-YOUNG, Keena ROSE, Mike HALL, Mike DAWES, Derek NASHIF, Terry AINGE, Austin	4-DAWES, Derek
UNIVERSITY OF UTAH	01/31/05	58-72	L	15-AINGE, Austin	4-YOUNG, Keena MEADS, Garner	5-AINGE, Austin	2-HALL, Mike YOUNG, Keena	2-HALL, Mike

2004-05 BYU Season Stats
 BYU Cougars Game-by-Game Highs (as of Feb 12, 2005)
 All games

Opponent	Date	Score	WL	POINTS	REBOUNDS	ASSISTS	STEALS	BLOCKED SHOTS
at UNLV	02/05/05	82-72	WO	23-BALDERSON, Ji	9-DAWES, Derek	5-AINGE, Austin	5-HALL, Mike	1-MEADS, Garner MILES, Chris DAWES, Derek
at SAN DIEGO STATE	02-07-05	58-66	L	24-HALL, Mike	5-DAWES, Derek	3-MILES, Chris AINGE, Austin	1-AINGE, Austin DAWES, Derek BURGESS, Sam	2-DAWES, Derek MILES, Chris
WYOMING	02/12/05	58-59	L	11-BALDERSON, Ji	8-YOUNG, Keena	3-AINGE, Austin	3-BALDERSON, Ji	1-YOUNG, Keena

2004-05 BYU Season Stats
 BYU Cougars High/Low Analysis (as of Feb 12, 2005)
 All games

BYU Cougars - TEAM GAME HIGHS

POINTS.....	110	vs Montana State-Billings (01/11/05)
	90	vs Boise State University (12/08/04)
	87	vs Santa Clara (12/31/04)
	82	at UNLV (02/05/05)
	82	at USC (12/04/04)
FIELD GOALS MADE.....	40	vs Montana State-Billings (01/11/05)
	32	at Weber State (12-23-04)
FIELD GOAL ATTEMPTS.....	73	vs Montana State-Billings (01/11/05)
	69	at Colorado State (1-15-05)
FIELD GOAL PERCENTAGE.....	.604 (32-53)	at Weber State (12-23-04)
	.548 (40-73)	vs Montana State-Billings (01/11/05)
3 PT FIELD GOALS MADE.....	13	at USC (12/04/04)
	12	vs Southern Utah University (12/28/04)
3 PT FG ATTEMPTS.....	30	at Colorado State (1-15-05)
	26	vs Wyoming (02/12/05)
3 PT FG PERCENTAGE.....	.625 (10-16)	vs Montana State-Billings (01/11/05)
	.571 (12-21)	vs Southern Utah University (12/28/04)
FREE THROWS MADE.....	33	vs Santa Clara (12/31/04)
	25	at UNLV (02/05/05)
FREE THROW ATTEMPTS.....	36	vs Santa Clara (12/31/04)
	33	at UNLV (02/05/05)
FREE THROW PERCENTAGE.....	1.000 (10-10)	vs Chaminade (11-24-04)
	1.000 (9-9)	at Weber State (12-23-04)
	1.000 (3-3)	at Saint Mary's (CA) (01/04/05)
REBOUNDS.....	47	vs Montana State-Billings (01/11/05)
	47	vs San Diego State (01/08/05)
ASSISTS.....	23	vs Montana State-Billings (01/11/05)
	19	vs Santa Clara (12/31/04)
STEALS.....	12	vs Montana State-Billings (01/11/05)
	10	vs Chaminade (11-24-04)
BLOCKED SHOTS.....	7	vs Utah State (12/18/04)
	5	at SAN DIEGO STATE (02-07-05)
	5	vs New Mexico (01/24/05)
	5	at Wyoming Cowboys (1-17-05)
	5	vs Santa Clara (12/31/04)
	5	at Utah State (12/01/04)
	5	vs CALIFORNIA (11/27/04)
	5	vs Chaminade (11-24-04)
TURNOVERS.....	27	vs North Carolina (11-22-04)
	25	at Saint Mary's (CA) (01/04/05)
FOULS.....	29	at Colorado State (1-15-05)
	23	vs Wyoming (02/12/05)

2004-05 BYU Season Stats
 BYU Cougars High/Low Analysis (as of Feb 12, 2005)
 All games

Opponent - GAME HIGHS

POINTS.....	87	at USC (12/04/04)
	86	vs North Carolina (11-22-04)
	84	vs Utah State (12/18/04)
	83	at Wyoming Cowboys (1-17-05)
	77	vs Boise State University (12/08/04)
FIELD GOALS MADE.....	32	at Wyoming Cowboys (1-17-05)
	32	at USC (12/04/04)
FIELD GOAL ATTEMPTS.....	74	vs Boise State University (12/08/04)
	70	vs Montana State-Billings (01/11/05)
FIELD GOAL PERCENTAGE.....	.619 (26-42)	vs University of Utah (01/31/05)
	.508 (30-59)	vs Utah State (12/18/04)
3 PT FIELD GOALS MADE.....	14	vs Montana State-Billings (01/11/05)
	12	vs Santa Clara (12/31/04)
3 PT FG ATTEMPTS.....	36	vs Montana State-Billings (01/11/05)
	28	vs North Carolina State (12/21/04)
	28	vs Boise State University (12/08/04)
3 PT FG PERCENTAGE.....	.526 (10-19)	vs Washington State University (12/11/04)
	.500 (9-18)	vs Utah State (12/18/04)
FREE THROWS MADE.....	26	at Colorado State (1-15-05)
	19	at UNLV (02/05/05)
FREE THROW ATTEMPTS.....	38	at Colorado State (1-15-05)
	25	vs Stanford (11-23-04)
FREE THROW PERCENTAGE.....	.864 (19-22)	at UNLV (02/05/05)
	.833 (10-12)	vs Montana State-Billings (01/11/05)
REBOUNDS.....	46	vs Utah State (12/18/04)
	45	vs CALIFORNIA (11/27/04)
ASSISTS.....	22	vs Utah State (12/18/04)
	21	at USC (12/04/04)
STEALS.....	15	vs North Carolina (11-22-04)
	12	vs Air Force (01/22/05)
	12	at Saint Mary's (CA) (01/04/05)
BLOCKED SHOTS.....	8	at UNLV (02/05/05)
	7	at Colorado State (1-15-05)
TURNOVERS.....	23	vs Montana State-Billings (01/11/05)
	21	vs Chaminade (11-24-04)
FOULS.....	31	vs Santa Clara (12/31/04)
	23	vs Montana State-Billings (01/11/05)
	23	vs Stanford (11-23-04)

2004-05 BYU Season Stats
 BYU Cougars High/Low Analysis (as of Feb 12, 2005)
 All games

BYU Cougars - GAME LOWS

POINTS.....	46	vs Washington State University (12/11/04)
	49	vs Air Force (01/22/05)
	50	vs North Carolina (11-22-04)
	51	at Saint Mary's (CA) (01/04/05)
	53	vs Stanford (11-23-04)
FIELD GOALS MADE.....	17	vs Stanford (11-23-04)
	17	vs Washington State University (12/11/04)
FIELD GOAL ATTEMPTS.....	42	vs Air Force (01/22/05)
	44	vs University of Utah (01/31/05)
FIELD GOAL PERCENTAGE.....	.300 (18-60)	vs Wyoming (02/12/05)
	.316 (18-57)	vs North Carolina (11-22-04)
3 PT FIELD GOALS MADE.....	3	vs San Diego State (01/08/05)
	4	vs Stanford (11-23-04)
	4	at Wyoming Cowboys (1-17-05)
3 PT FG ATTEMPTS.....	11	at Weber State (12-23-04)
	11	vs University of Utah (01/31/05)
3 PT FG PERCENTAGE.....	.158 (3-19)	vs San Diego State (01/08/05)
	.222 (4-18)	at Wyoming Cowboys (1-17-05)
FREE THROWS MADE.....	3	at Saint Mary's (CA) (01/04/05)
	3	vs Air Force (01/22/05)
FREE THROW ATTEMPTS.....	3	at Saint Mary's (CA) (01/04/05)
	8	at Utah State (12/01/04)
	8	vs Air Force (01/22/05)
FREE THROW PERCENTAGE.....	.375 (3-8)	vs Air Force (01/22/05)
	.571 (8-14)	vs North Carolina (11-22-04)
	.571 (8-14)	at SAN DIEGO STATE (02-07-05)
REBOUNDS.....	20	vs University of Utah (01/31/05)
	24	at SAN DIEGO STATE (02-07-05)
ASSISTS.....	4	vs Stanford (11-23-04)
	7	at Wyoming Cowboys (1-17-05)
STEALS.....	2	vs Air Force (01/22/05)
	3	vs Stanford (11-23-04)
	3	at SAN DIEGO STATE (02-07-05)
BLOCKED SHOTS.....	1	vs Stanford (11-23-04)
	1	at USC (12/04/04)
	1	vs North Carolina State (12/21/04)
	1	vs San Diego State (01/08/05)
	1	vs Wyoming (02/12/05)
TURNOVERS.....	8	vs CALIFORNIA (11/27/04)
	8	at Weber State (12-23-04)
FOULS.....	12	vs Air Force (01/22/05)
	13	vs San Diego State (01/08/05)

2004-05 BYU Season Stats
 BYU Cougars High/Low Analysis (as of Feb 12, 2005)
 All games

Opponent - GAME LOWS

POINTS.....	49	vs Washington State University (12/11/04)
	52	vs Southern Utah University (12/28/04)
	52	vs Air Force (01/22/05)
	53	vs New Mexico (01/24/05)
	56	vs Chaminade (11-24-04)
FIELD GOALS MADE.....	16	vs Washington State University (12/11/04)
	17	vs Southern Utah University (12/28/04)
FIELD GOAL ATTEMPTS.....	42	vs University of Utah (01/31/05)
	43	vs Air Force (01/22/05)
FIELD GOAL PERCENTAGE.....	.327 (16-49)	vs Washington State University (12/11/04)
	.327 (18-55)	vs New Mexico (01/24/05)
3 PT FIELD GOALS MADE.....	2	vs Stanford (11-23-04)
	2	vs San Diego State (01/08/05)
	2	vs University of Utah (01/31/05)
3 PT FG ATTEMPTS.....	8	vs University of Utah (01/31/05)
	9	vs CALIFORNIA (11/27/04)
3 PT FG PERCENTAGE.....	.143 (2-14)	vs San Diego State (01/08/05)
	.176 (3-17)	at Utah State (12/01/04)
	.176 (3-17)	at UNLV (02/05/05)
FREE THROWS MADE.....	3	vs Air Force (01/22/05)
	6	vs Chaminade (11-24-04)
FREE THROW ATTEMPTS.....	4	vs Air Force (01/22/05)
	11	vs Washington State University (12/11/04)
FREE THROW PERCENTAGE.....	.462 (6-13)	vs Chaminade (11-24-04)
	.500 (10-20)	at Wyoming Cowboys (1-17-05)
REBOUNDS.....	21	vs Air Force (01/22/05)
	27	vs University of Utah (01/31/05)
ASSISTS.....	6	vs CALIFORNIA (11/27/04)
	9	at Weber State (12-23-04)
	9	vs New Mexico (01/24/05)
STEALS.....	1	at Weber State (12-23-04)
	2	vs Boise State University (12/08/04)
BLOCKED SHOTS.....	0	at Weber State (12-23-04)
	1	vs North Carolina (11-22-04)
	1	vs Santa Clara (12/31/04)
	1	vs Air Force (01/22/05)
	1	vs New Mexico (01/24/05)
TURNOVERS.....	8	vs Air Force (01/22/05)
	9	at Utah State (12/01/04)
FOULS.....	11	at Utah State (12/01/04)
	11	vs Washington State University (12/11/04)

2004-05 BYU Season Stats
 BYU Cougars High/Low Analysis (as of Feb 12, 2005)
 All games

BYU Cougars - INDIVIDUAL GAME HIGHS

POINTS.....	26	ROSE, Mike vs Santa Clara (12/31/04)
	25	AINGE, Austin at Colorado State (1-15-05)
	24	HALL, Mike at SAN DIEGO STATE (02-07-05)
	23	BALDERSON, Jimmy at UNLV (02/05/05)
	23	JENSEN, Jared vs Santa Clara (12/31/04)
	23	HALL, Mike at Weber State (12-23-04)
	23	HALL, Mike vs CALIFORNIA (11/27/04)
FIELD GOALS MADE.....	9	HALL, Mike at Weber State (12-23-04)
	8	HALL, Mike at SAN DIEGO STATE (02-07-05)
	8	AINGE, Austin at Colorado State (1-15-05)
	8	JENSEN, Jared at Weber State (12-23-04)
	8	HALL, Mike vs CALIFORNIA (11/27/04)
FIELD GOAL ATT.....	18	HALL, Mike vs New Mexico (01/24/05)
	18	HALL, Mike vs CALIFORNIA (11/27/04)
FG PCT (min 5 made).....	.857 (6-7)	DAWES, Derek vs New Mexico (01/24/05)
	.778 (7-9)	YOUNG, Keena vs Air Force (01/22/05)
	.778 (7-9)	JENSEN, Jared vs Santa Clara (12/31/04)
3 PT FG MADE.....	6	ROSE, Mike vs Boise State University (12/08/04)
	5	BALDERSON, Jimmy at UNLV (02/05/05)
	5	ROSE, Mike vs New Mexico (01/24/05)
	5	AINGE, Austin at Colorado State (1-15-05)
	5	HALL, Mike at Weber State (12-23-04)
	5	BALDERSON, Jimmy at USC (12/04/04)
3 PT FG ATTEMPTS.....	9	HALL, Mike vs Wyoming (02/12/05)
	9	BALDERSON, Jimmy at UNLV (02/05/05)
	9	ROSE, Mike vs New Mexico (01/24/05)
	9	AINGE, Austin at Colorado State (1-15-05)
	9	ROSE, Mike at Colorado State (1-15-05)
	9	ROSE, Mike vs Washington State University (12/11/04)
	9	ROSE, Mike vs Boise State University (12/08/04)
	9	AINGE, Austin at Utah State (12/01/04)
3-PT FG PCT (min 2 made).....	1.000 (4-4)	HALL, Mike at SAN DIEGO STATE (02-07-05)
	1.000 (2-2)	NASHIF, Terry vs Montana State-Billings (01/11/05)
FREE THROWS MADE.....	9	JENSEN, Jared vs Santa Clara (12/31/04)
	8	HALL, Mike at UNLV (02/05/05)
	8	HALL, Mike vs San Diego State (01/08/05)
	8	ROSE, Mike vs Santa Clara (12/31/04)
FREE THROW ATT.....	11	ROSE, Mike vs Santa Clara (12/31/04)
	11	DAWES, Derek vs Southern Utah University (12/28/04)
FT PCT (min 5 made).....	1.000 (9-9)	JENSEN, Jared vs Santa Clara (12/31/04)
	1.000 (8-8)	HALL, Mike vs San Diego State (01/08/05)
	1.000 (6-6)	JENSEN, Jared vs North Carolina State (12/21/04)
REBOUNDS.....	11	YOUNG, Keena vs Air Force (01/22/05)
	11	MEADS, Garner vs Montana State-Billings (01/11/05)
ASSISTS.....	10	NASHIF, Terry at USC (12/04/04)
	8	AINGE, Austin vs New Mexico (01/24/05)
	8	AINGE, Austin vs Montana State-Billings (01/11/05)
	8	AINGE, Austin vs North Carolina State (12/21/04)
STEALS.....	5	HALL, Mike at UNLV (02/05/05)
	4	AINGE, Austin vs San Diego State (01/08/05)
	4	AINGE, Austin at Weber State (12-23-04)
	4	HALL, Mike vs Chaminade (11-24-04)
BLOCKED SHOTS.....	4	DAWES, Derek vs New Mexico (01/24/05)

TURNOVERS.....
FOULS.....

3 HALL, Mike vs Air Force (01/22/05)
3 MILES, Chris vs Santa Clara (12/31/04)
3 MILES, Chris vs Utah State (12/18/04)
3 DAWES, Derek vs CALIFORNIA (11/27/04)
3 BURGESS, Sam vs Chaminade (11-24-04)
8 NASHIF, Terry vs North Carolina (11-22-04)
5 BALDERSON, Jimmy vs Wyoming (02/12/05)
5 BALDERSON, Jimmy at SAN DIEGO STATE (02-07-05)
5 DAWES, Derek at SAN DIEGO STATE (02-07-05)
5 DAWES, Derek vs University of Utah (01/31/05)
5 HALL, Mike at Colorado State (1-15-05)
5 DAWES, Derek vs Santa Clara (12/31/04)
5 MEADS, Garner vs Utah State (12/18/04)