

No. 19 All-Time Wins • 36th All-Time Winning Percentage • 2 National Titles • 26 Conference Titles • 21 NCAA Tournaments • 30 Postseason Invitations
 1 National Player of the Year • 2 Basketball Hall of Fame Inductees • 40 All-America Citations • 43 NBA Draft Selections • 96 All-Conference Citations

2004-05 COUGAR BASKETBALL

Game 26 — BYU @ New Mexico

2004-05 BYU SCHEDULE / RESULTS

NOVEMBER

5 (Fri.)	BYU-Hawaii (exhibition)	85-70	W
12 (Fri.)	Calgary (exhibition)	86-52	W
22-24	EA Sports Maui Invitational in Maui, Hawaii		
22 (Mon.)	vs. North Carolina (ESPN2)	50-86	L
23 (Tue.)	vs. Stanford	53-62	L
24 (Wed.)	vs. Chaminade	77-56	W
27 (Sat.)	California (Comcast)	64-67	L

DECEMBER

1 (Wed.)	@ Utah State (KJZZ)	57-71	L
4 (Sat.)	@ USC (Fox Sports Net 2)	82-87	L
8 (Wed.)	Boise State (KBCL-TV)	90-77	W
11 (Sat.)	vs. Wash. St. @ Delta Center	46-49	L
18 (Sat.)	Utah State (SWP)	62-84	L
21 (Tue.)	North Carolina St (SWP/FNSN)	61-72	L
23 (Thu.)	@ Weber State	79-61	W
28 (Tue.)	Southern Utah	77-52	W
31 (Fri.)	Santa Clara	87-74	W

JANUARY

4 (Tue.)	@ Saint Mary's (Comcast)	51-72	L
8 (Sat.)	*San Diego State (SWP-KSL)	57-59	L
11 (Tue.)	Montana State-Billings	110-70	W
15 (Sat.)	*@ Colorado State (ESPN+)	67-74	L
17 (Mon.)	*@ Wyoming (ESPN)	71-83	L
22 (Sat.)	*Air Force (ABC)	49-52	L
24 (Mon.)	*New Mexico (SWP-UPN)	68-53	W
31 (Mon.)	*Utah (ESPN)	58-72	L

FEBRUARY

5 (Sat.)	*@ UNLV (ESPN+)	82-72 (OT)	W
7 (Mon.)	*@ San Diego St. (SWP-UPN)	58-66	L
12 (Sat.)	*Wyoming (SWP-KSL)	58-59	L
14 (Mon.)	*Colorado State (SWP-UPN)	50-49	W
19 (Sat.)	*@ New Mexico (SWP-KSL)	7	p.m.
21 (Mon.)	*@ Air Force (SWP-UPN)	7	p.m.
26 (Sat.)	*@ Utah (ESPN+)	1	p.m.

MARCH

5 (Sat.)	*UNLV (SWP-KSL)	7	p.m.
10-12	@ MWC Tournament, Denver (ESPN, ERT)		

Times are local to site and subject to change

BYU PLAYS AT NEW MEXICO SATURDAY AT 7 P.M.

BYU (9-16, 3-7 MWC) will play the first of three road games when the Cougars meet the New Mexico Lobos (18-6, 5-4) Saturday at 7 p.m. in the Pit. The game is a SportsWest telecast aired on KSL-TV in Salt Lake City and KRQE-TV in Albuquerque as well as being available via ESPN FULL COURT. The radio broadcast can be heard on KSL Newsradio 1160 (KSL.com).

UP NEXT FOR THE COUGARS

The Cougars will play the second game of their road trip Monday night at Air Force in a 7 p.m. start that will be broadcast by SportsWest (UPN Z-24 in Utah).

COUGAR QUICK HITS

- BYU (9-16, 3-7 MWC) is 6-7 at home, 2-6 away and 1-3 on a neutral floor. BYU's non-league schedule this season included four Pac-10 opponents and two ACC teams. The Cougars have faced three top-25 teams this season (North Carolina, North Carolina State, Utah).
- Nine of BYU's losses have been single-digit setbacks, including six by five points or less and five defeats of three-points or less. Eight of BYU nine wins had been double-digit victories, including its overtime win at UNLV. BYU won its last outing against Colorado State by a single point after a one-point loss to Wyoming.
- With the win against Colorado State, BYU coach Steve Cleveland passed Frank Arnold (1975-83) into fourth place on BYU's all-time victory list with 138 wins. He needs 14 more wins to equal Ott Romney (1927-35) and Roger Reid (1989-96) who both achieved 152 victories.
- BYU coach Steve Cleveland has utilized 15 different starting lineups this season while dealing with injuries and inconsistent play from an inexperienced roster. He has used the same lineup the last six games – the first time this year the same five players have started even three consecutive games.
- The 10 BYU players averaging double-digit minutes this season include six sophomores, three seniors and one freshman. Only three players – seniors Mike Hall and Jared Jensen and sophomore Garner Meads – averaged more than 10 minutes during a prior season as a Cougar. Of BYU's freshmen top-20 signing class, only F/C Chris Miles is currently playing as David Burgess (ankles) and Trent Plaisted (knees) are out while top guard prospect and Arizona Player of the Year Lee Cummard has not been with the team this year after opting to serve an LDS Church mission. After returning early, he will join BYU next season.
- Senior guard Mike Hall leads BYU in scoring at 13.8 ppg. Sophomore point guard Austin Ainge contributes 9.6 ppg while sophomore guard Mike Rose adds 8.7 ppg. Ainge leads BYU with 4.1 assists (3rd in MWC; 4.9 apg in league games is 2nd in MWC). Sophomore transfer Keena Young pulls down a team-best 5.6 rebounds with sophomore center Derek Dawes adding 4.9 rpg.
- BYU shoots .421 from the floor, .360 from three and .721 from the line while averaging 66.6 ppg. BYU opponents have shot .429 (FG) and .335 (3FG) while scoring 67.2 ppg. BYU opponents hold a slight 35.6 to 34.9 advantage on the boards.

BYU GAME #26 FAST FACTS

BYU COUGARS (9-16 3-7 MWC) at NEW MEXICO (18-6, 5-4 MWC)

SATURDAY, FEB. 19, 2005
 THE PIT (18,018)
 ALBUQUERQUE, N.M. 7:07 p.m. MST

Coaches: .BYU, Steve Cleveland (138-103 in eighth season; same overall)
UNM, Ritchie McKay (42-38 in third season; 125-127 in ninth year overall)
 Series: . . .BYU leads, 67-48 (BYU picked up its first MWC win with a 68-53 victory over the Lobos earlier this year)
 TV:SportsWest (KSL-TV in Utah, KRQE in Albuquerque and available nationally via ESPN FULL COURT with Tom Kirkland calling play-by-play and Craig Hislop adding analysis)
 Radio:KSL 1160, BYU Sports Network (Greg Wrubell calls play-by-play with Brian Santiago adding commentary)
 Web:Live audio is available at byucougars.com/basketball_m/ (see upcoming schedule)

BYU'S PROJECTED STARTERS:

POS.	#	NAME	HT.	WT.	YR.	HOMETOWN / LAST TEAM	PPG	RPG	NOTE
F	3	Keena Young	6-6	205	So.	Beaumont, TX / South Plains College	7.2	5.6	Avg. 14 pts, 9 rebs vs. UNM/AFA in first meetings
C	43	Derek Dawes	6-11	265	So.	Salt Lake City, UT / Cottonwood HS	5.1	4.9	Recorded 14 points, 10 rebounds vs. UNM in Provo
G/F	23	Jimmy Balderson	6-6	200	So.	Magrath, Alberta / Magrath HS	7.2	2.0	Averaging 13.8 ppg over the last five outings
G/F	1	Mike Hall	6-3	205	Sr.	San Bernardino, CA / Dixie State College	13.8	3.6	Top returning scorer; 2004 MWC Defender of the Year
G	13	Austin Ainge	6-2	180	So.	Gilbert, AZ / Highland HS	9.6	3.0	Adds 4.1 apg No. 3 in MWC (4.9 apg No. 2/ MWC games)

BYU OFF THE BENCH:

POS.	#	NAME	HT.	WT.	YR.	HOMETOWN / LAST TEAM	PPG	RPG	NOTE
G	2	Mike Rose	6-2	185	So.	Houston, TX / Spring Woods HS	8.7	1.8	Leads team and is 2nd in MWC with 52 three-pointers
F	4	Joshua Burgess	6-8	230	Jr.	Irvine, CA / Irvine Valley College	1.0	0.7	Has seen late action in three games, last vs. Utah
G	10	Terry Nashif	5-10	165	Sr.	Vancouver, WA / Evergreen HS	1.9	1.3	Senior captain adds 1.7 assists per game
G	12	Brock Reichner	6-4	205	Jr.	Provo, UT / Salt Lake Community College	1.0	0.6	Walkon transfer has appeared in six games this year
G	20	Sam Burgess	6-3	190	So.	Alpine, UT / Snow College	1.8	0.8	Has seen action at both guard positions
F	41	Garner Meads	6-8	225	So.	Salt Lake City, UT / Brighton HS	4.4	4.3	Questionable - missed last 3 games, 8 overall due to injury
F/C	52	Jared Jensen	6-9	250	Sr.	West Haven, UT / Fremont HS	8.0	4.0	Leads BYU in FG% at .558; has 18 starts this year
F/C	54	Chris Miles	6-11	235	Fr.	Provo, UT / Timpview HS	2.5	2.4	Freshman had career-most 4 blocks vs. CSU Monday



BYU SERIES RECORD VS.

NEW MEXICO

Overall Series Record: BYU leads 67-48
 BYU Record in Provo: 39-15 (22-12 in the Marriott Center)
 BYU Record in Albuquerque: 24-30 (14-25 in The Pit)
 BYU Record at Neutral Sites: 4-3
 BYU Record under Steve Cleveland: 11-7
 BYU Record in Overtime Games: 1-3 (1-1 Rd, 0-2 Hm)
 Last Overtime Game: 1994, lost in Provo, 82-84
 Longest BYU Win Streak: 14 (1950-57)
 Longest New Mexico Win Streak: 5 (1996-98)
 Largest BYU Margin of Victory: 30, 92-62 two times in 1955 and 1959
 Largest New Mexico Margin of Victory: 42, 74-32 in 1997
 Most Points Scored by BYU: 100 in 1979
 Most Points Scored by New Mexico: 102 in 1987

RECENT SERIES RESULTS

Date	Opponent	Score	W/L
2-2-84	at New Mexico	86-73	W
3-3-84	New Mexico	80-73	W
3-9-84	vs. New Mexico+	55-64	L
1-5-85	New Mexico	70-76	L
2-7-85	at New Mexico	74-76	L
1-4-86	at New Mexico	57-60	L
2-14-86	New Mexico	74-67	W
3-6-86	vs. New Mexico	68-79	L
1-10-87	at New Mexico	89-102	L
2-5-87	New Mexico	98-73	W
3-6-87	at New Mexico+	86-93	L
1-23-88	at New Mexico	89-82	W
3-3-88	New Mexico	89-82	W
1-5-89	at New Mexico	84-88	L
2-18-89	New Mexico	90-79	W
1-13-90	New Mexico	79-78	W
2-15-90	at New Mexico	51-60	L
1-12-91	New Mexico	72-65	W
2-14-91	at New Mexico	83-76	W
1-30-92	New Mexico	85-65	W
2-22-92	at New Mexico (OT)	84-95	L
1-4-93	New Mexico	70-56	W
3-6-93	at New Mexico	76-79	L
3-12-93	vs. New Mexico+	59-68	L
1-3-94	at New Mexico	68-74	L
3-3-94	New Mexico (OT)	82-84	L
1-28-95	New Mexico	81-63	W
2-4-95	at New Mexico	74-72	W
1-25-96	at New Mexico	77-83	L
2-1-96	New Mexico	81-83	L
2-3-97	at New Mexico	32-74	L
2-27-97	New Mexico	48-90	L
1-29-98	New Mexico	54-72	L
2-26-98	at New Mexico	83-62	W
1-30-99	at New Mexico	68-78	L
2-25-99	New Mexico	64-85	L
1-29-00	at New Mexico	69-78	L
2-17-00	New Mexico	74-78	L
3-9-00	vs. New Mexico^	55-43	W
2-3-01	New Mexico	65-49	W
3-1-01	at New Mexico	72-67	W
3-10-01	vs. New Mexico^	69-65	W
1-19-02	at New Mexico	58-73	L
2-16-02	New Mexico	68-62	W
2-01-03	New Mexico	80-64	W
3-03-03	at New Mexico	91-81	W
3-13-03	vs. New Mexico	71-56	W
1-26-04	at New Mexico	63-65	L
2-21-04	New Mexico	88-71	W
1-24-05	New Mexico	68-53	W

*Conference Tournament
 +WAC Tournament
 ^ MWC Tournament

LOOKING AT NEW MEXICO

New Mexico is currently 18-6 overall and 5-4 in league play, having won four of the last five games. The Lobos own a 15-1 record at home. Senior Danny Granger, who missed three games this season including the earlier matchup with BYU, leads the Lobos and the MWC in steals and ranks second in the league in points, blocked shots and rebounding. Granger averages 18.3 ppg and pulls down 9.3 rpg, which is 26th in the nation. Senior Troy DeVries is the Lobos' second leading scorer, averaging 11.3 points per game, and leads New Mexico with 2.8 assists. DeVries' is the MWC's leading 3-point scorer, connecting on 68 treys and averaging 2.8 per game. His 46.3 three-point percentage ranks 11th in the nation among players making at least 2.5 threes per game. Since Granger and DeVries joined the team on Dec. 21, 2003, New Mexico is 26-3 at home. Senior forward Alfred Neale and junior forward David Chiotti rank third and fourth in scoring for the Lobos as Neale averages 10.3 points per game and Chiotti adds 10.0 points per game. Chiotti is shooting a stifling 56.6 percent from the field to lead the Lobos and is second in blocked shots behind Granger. New Mexico is shooting 49.4 percent from the field, which ranks 14th in the nation. The Lobos lead the MWC in scoring with 76.7 points per game, which is 29th in the country, while shooting 38.4 percent from three-point range. Ritchie McKay is in his third season at the helm for the Lobos and has a 42-38 career record at New Mexico. McKay is 14-23 in MWC games, 13-5 at home and 1-18 on the road in conference play.

LAST OUTING - LOBOS DEFEAT FALCONS IN THE PIT

ALBUQUERQUE, N.M. -- Alfred Neale scored 18 points and Danny Granger got his 10th double-double of the season in New Mexico's 63-52 win over Air Force Monday night. Neale, the Lobos' sixth man most of the season, got to start and made the most of it. He hit 8-of-11 shots and sparked an 11-0 run by New Mexico to start the game, scoring on a reverse layup, a 3-pointer and an offensive rebound basket. Granger, held to four points in the first half, finished with 17 points and 14 rebounds. New Mexico (18-6, 5-4 Mountain West) used its quickness on defense to force the Falcons into low-percentage shots most of the game. Air Force (15-9, 6-3 MWC) got its first points of the game on a 3-pointer by Matt McGraw with 13:56 left in the first half. McGraw, who was 5-for-6 on 3s, led the Falcons with 17 points. Dan Nwaelele added 12, but Air Force hit just 19 of 53 shots. The Falcons stayed close by hitting 10 3s. After the sluggish start, the Falcons steadily chipped away at the Lobos' early lead and got their only tie of the game after New Mexico reserve center Sean Phaler was called for a flagrant foul with 59 seconds left in the first half. Air Force center Nick Welch got a steal and a layup to get the Falcons within 23-22. As Welch tried to get back up the court, Phaler pushed him into the stands. Welch hit one of the two free throws off the technical, but New Mexico went ahead on a layup by David Chiotti just ahead of the first half buzzer. The Falcons' shooting troubles resurfaced in the second half, as Air Force scored just four points - baskets by Nwaelele and McGraw - in the first 10 minutes of the second half. New Mexico parlayed that drought into a 41-27 lead with 9:36 left. But the Falcons mounted one last run, cutting it to 48-41 on a 3-pointer by McGraw with 4:46 left. That rally ended as New Mexico countered with a layup by Chiotti and a slam dunk by Neale.

NEW MEXICO'S PROJECTED STARTERS

Pos.	#	Name	Ht.	Wt.	Yr.	PPG	RPG
F	21	Alfred Neale	6-6	200	Sr.	10.3	4.4
F	33	Danny Granger	6-8	225	Sr.	18.3	9.3
F/C	13	David Chiotti	6-9	245	Jr.	10.0	5.3
G	2	Troy DeVries	6-4	195	Sr.	11.3	2.4
G	5	Mark Walters	6-2	225	Jr.	9.7	3.6

SERIES NOTES

This will be the 116th game in the series that started in the 1949-50 season. The Cougars lead the series 67-48. BYU had a four-game winning streak in the series halted with UNM's controversial 65-63 win at The Pit last year before winning the last two games, 88-71 at home last year and 68-53 at home earlier this season. BYU swept the season series in 2003 and defeated the Lobos in the opening round of the 2003 MWC Tournament. BYU has won 10 of the last 12 games in the series after New Mexico had won eight of the prior nine contests. BYU has won five straight over UNM in the Marriott Center. New Mexico's last win in Provo was a 78-74 win in 2000, which was BYU's last loss in the Marriott Center prior to starting its 44-game nation-leading homecourt victory string that was ended in 2003 by Utah. BYU is 14-25 in the Pit. BYU coach Steve Cleveland is 11-7 vs. the Lobos.



2004-05 BYU NUMERICAL ROSTER

NO.	NAME	POS.	HT.	WT	YR.	HOMETOWN (PREVIOUS SCHOOL)
1	Mike Hall	G/F	6-3	205	Sr.	TR-1L San Bernardino, CA / Dixie State College
2	Mike Rose	G	6-2	185	So.	1L Houston, TX / Spring Woods HS
3	Keena Young	F	6-6	205	So.	TR Beaumont, TX / South Plains College
4	Joshua Burgess	F	6-8	230	Jr.	TR-RS Irvine, CA / Irvine Valley College
5	Joshua Reisman	G	6-1	180	Jr.	TR Mount Vernon, Wash. / San Jose City College
10	Terry Nashif	G	5-10	165	Sr.	3L Vancouver, WA / Evergreen HS
12	Brock Reichner	G	6-4	205	Jr.	TR Provo, UT / Salt Lake Community College
13	Austin Ainge	G	6-2	180	So.	RS-1L Gilbert, AZ / Highland HS
20	Sam Burgess	G	6-3	190	So.	TR Alpine, UT / Snow College
23	Jimmy Balderson	G	6-6	200	So.	1L Magrath, Alberta / Magrath HS
34	David Burgess	C	6-10	265	Fr.	HS Irvine, CA / Woodbridge HS
41	Garner Meads	F	6-8	225	So.	RS-1L Salt Lake City, UT / Brighton HS
43	Derek Dawes	C	6-11	275	So.	1L-RS Salt Lake City, UT / Cottonwood HS
44	Trent Plaisted	F	6-11	220	Fr.	HS San Antonio, TX / Clark HS
52	Jared Jensen	F/C	6-9	250	Sr.	3L West Haven, UT / Fremont HS
54	Chris Miles	F	6-11	235	Fr.	HS Provo, UT / Timpview HS

Head Coach: Steve Cleveland , UC Irvine, 1976
 Associate Head Coach: Dave Rose, Houston, 1983
 Assistant Coaches: Andy Toolson, BYU, 1990; John Wardenburg, BYU, 1986
 Director of Basketball Operations: Walter Roese, BYU-Hawaii, 1994
 Team Trainer: Robert Ramos, BYU, 1995

PRONUNCIATION GUIDE

TERRY NASHIF
 NASH-if

TRENT PLAISTED
 PLAY-sted

BROCK REICHNER
 RICH-ner

KEENA YOUNG
 KEY-nah

WALTER ROESE
 row-EESE

ROBERT RAMOS
 RAY-mus

SEASON / CAREER HIGHS

#	PLAYER	POINTS	REBOUNDS	ASSISTS
1	HALL, Mike <i>Career:</i>	24 at San Diego State <i>same</i>	9 vs. Boise State <i>same</i>	5 vs. Chaminade, vs. Boise State <i>same</i>
2	ROSE, Michael <i>Career:</i>	26 vs. Santa Clara <i>same (also vs. Southern Utah (2003))</i>	6 vs. San Diego State <i>same</i>	5 vs. Santa Clara <i>6 vs. Southern Utah (2003)</i>
3	YOUNG, Keena <i>Career:</i>	14 (four times) last vs. New Mexico <i>same</i>	11 vs. Air Force <i>same</i>	4 at Weber State <i>same</i>
4	BURGESS, Joshua <i>Career:</i>	3 vs. MSU-Billings <i>same</i>	1 vs. Southern Utah, vs. Utah <i>same</i>	1 vs. Southern Utah <i>same</i>
10	NASHIF, Terry <i>Career:</i>	10 vs. MSU-Billings <i>11 at San Diego State (2003)</i>	8 vs. California <i>same</i>	10 at USC <i>same</i>
12	REICHNER, Brock <i>Career:</i>	3 vs. Southern Utah <i>same</i>	2 vs. MSU-Billings <i>same</i>	1 vs. Southern Utah <i>same</i>
13	AINGE, Austin <i>Career:</i>	25 at Colorado State <i>same</i>	7 vs. Santa Clara <i>same</i>	8 vs. NC State, vs. MSU-Billings, vs. UNM <i>same</i>
20	BURGESS, Sam <i>Career:</i>	8 vs. Chaminade <i>same</i>	3 vs. Chaminade, vs. MSU-Billings <i>same</i>	4 vs. MSU-Billings <i>same</i>
23	BALDERSON, Jimmy <i>Career:</i>	23 at UNLV <i>same</i>	7 at UNLV, vs. Wyoming <i>same</i>	4 at USC <i>same</i>
41	MEADS, Garner <i>Career:</i>	10 at USC, at Weber State <i>19 vs. San Diego State (2004)</i>	11 vs. MSU-Billings <i>same</i>	2 vs. Boise State, vs. Washington State <i>same</i>
43	DAWES, Derek <i>Career:</i>	14 vs. New Mexico <i>same</i>	10 (three times) last vs. UNM <i>same</i>	2 vs. UNM <i>same (also vs. Wyoming (2/15/01))</i>
52	JENSEN, Jared <i>Career:</i>	23 vs. Santa Clara <i>same</i>	10 at Colorado State <i>same (4 times - last at CSU 1-15-05)</i>	3 at Weber State <i>same (also at San Diego State)</i>
54	MILES, Chris <i>Career:</i>	12 vs Santa Clara <i>same</i>	7 at Colorado State <i>same</i>	3 three times (last at San Diego State) <i>same</i>



BYU MARGIN OF VICTORY/DEFEAT

	WINS	LOSSES
1 point	1	1
2 points	1	1
3 points		3
4 points		
5 points		1
6 points		
7 points		1
8 points		1
9 points		1
10 points	1 (OT)	
11 points		1
12 points		1
13 points	2	
14 points		2
15 points	1	
16-19 points	1 (18)	
20-24 points	1 (21)	2 (21,22)
25-29 points	1 (25)	
30-plus points	1 (40)	1 (36)

CURRENT BYU WIN/LOSS STREAKS ...

At home	1-0
On the road	0-1
On a neutral floor	0-1
At home vs. Nonconference	3-0
At home vs. MWC	1-0
On the road vs. Nonconference	0-2
On the road vs. MWC	0-1
On a neutral floor vs. Nonconference	0-1
On a neutral floor vs. MWC	0-1
at regular season tournament	1-0
at MWC Tournament	0-1
at NCAA Tournament	0-5
at NIT	0-1

BYU'S 2004-05 RECORD WHEN ...

At home	6-7
On the road	2-6
On a neutral floor	1-3
On Television	4-14
On CBS	0-0
On ESPN	0-2
On ESPN2	0-1
On ESPN+Plus	1-1
On ABC	0-1
On SportsWest	2-5
On other local broadcast TV	1-4
On Monday	2-4
On Tuesday	2-3
On Wednesday	2-1
On Thursday	1-0
On Friday	1-0
On Saturday	1-8
Coming off a win	2-6
Coming off a loss	7-9
Had two or more days between last game	5-13
Had only one day between last game	3-2
Playing the next day after a game	1-1
BYU scores 100 or more points	1-0
BYU scores between 90-99 points	1-0
BYU scores between 80-89 points	2-1
BYU scores between 70-79 points	3-1
BYU scores between 60-69 points	1-4
BYU scores below 60 points	1-10
Opponent scores 90 or more points	0-0
Opponent scores between 80-89 points	0-4
Opponent scores between 70-79 points	5-4
Opponent scores between 60-69 points	1-3
Opponent scores between 50-59 points	3-3
Opponent scores below 50 points	1-1
BYU leads at half	7-4
Opponent leads at half	1-10
Score tied at half	1-2
BYU leads with 5 minutes left	8-2
Opponent leads with 5 min. left	1-13
Score tied with 5 minutes left	0-1
BYU leads with 1 minute left	8-1
Opponent leads with 1 min. left	1-15
Score tied with 1 minute left	0-0
Game goes into overtime	1-0
BYU shoots 50 % or better	4-0
Opponent shoots 50 % or better	0-3
BYU outshoots opponent	9-1
Opponent outshoots BYU	0-15
BYU outrebounds opponent	5-6
Opponent outrebounds BYU	4-10
BYU and opponent tie in rebounds	0-0
vs. top-25 ranked opponent	0-3
vs. 2004 conference champions	0-5
vs. 2004 postseason teams	2-8

BYU's LAST OUTING - COUGARS EDGE RAMS

PROVO, Utah (Feb. 14, 2005) – The Cougars found a little love on Valentines Day as they ended their two-game skid with a 50-49 victory over Colorado State in the Marriott Center. "It's a difficult time for both teams," said BYU head coach Steve Cleveland. "We've got to get a break every once in a while, and we got one tonight." Senior Mike Hall led BYU with 16 points on 5-of-10 shooting from the floor and 4-of-5 accuracy from the line. Sophomore Austin Ainge added 10 points, a game-high five assists and a team-best six rebounds. BYU's Derek Dawes, Chris Miles and Jared Jensen teamed to make CSU 7-footer Matt Nelson, who entered the game ranked sixth nationally in field goal percentage, work hard for his 10 points as Nelson made only 4-of-14 attempts from the field. Nelson pulled down a game-high 12 rebounds to record a double-double, while fellow 7-footer Stuart Creason led the Rams with 11 points. The Rams' third 7-footer, Jason Smith, came off the bench to add four points and five rebounds. BYU forward Keena Young scored four points and grabbed four rebounds while giving up six inches to his opponent during 13 minutes on the floor. The Cougars opened the game with a sluggish start as CSU scored nine straight points to lead the Cougars 9-0. BYU wouldn't score in the first five minutes until an Ainge floater gave BYU its first points. The floater would spark a streak of scoring for the Cougars as they battled to pull within one. The streak was capped by a Hall steal and follow by a trailing Ainge to put the score at 13-12 or the Rams. Ainge would tie the game at 19 with a deep three pointer with 2 minutes left in the half. After a CSU miss, Ainge pushed the floor and dished to Hall who got fouled. He made the free throws and BYU had their first lead at 21-19. From there, the Cougars would go on a 6-2 run to end the half as BYU took a 27-21 halftime lead to the locker room. The Cougars opened up the second half with an immediate three by Jimmy Balderson, and BYU took its largest lead of the game a minute later at 31-21 on a Derek Dawes free throw. But Colorado pushed back, mainly by the play of their brother guard combo. The Morris', Michael and Sean, whittled the nine point lead down to two at 34-32. But the house would come down with a poster dunk by Hall, giving BYU a two-point lead and some badly needed momentum. Young took an Ainge miss and put it back to help extend the Cougars' lead. The Cougars were unable put the pesky Rams away. After a Cougar turnover, Colorado State scored a two-point bucket by Nelson to cut the lead to one with 25 seconds remaining. The Rams had the chance to pull out the victory after another BYU turnover but couldn't score on either of their last second attempts, allowing the Cougars to hold on for their third conference win of the season. "We were fortunate at the end, no question," Cleveland said. The win gives Cleveland the most Mountain West Conference wins (48) and moves him into fourth place on BYU's all-time victory list with 138.

BYU STARTING LINEUPS

Opponent	(1)	(2)	(3)	(4)	(5)
v. North Carolina	Nashif	Rose	Hall	Meads	Jensen
v. Stanford	Nashif	Rose	Hall	Meads	Jensen
v. Chaminade	Nashif	Rose	Hall	Young	Jensen
California	Nashif	S. Burgess	Hall	Young	Jensen
at Utah State	Nashif	Hall	Young	Meads	Jensen
at USC	Ainge	Hall	Young	Meads	Jensen
Boise State	Nashif	Hall	Balderson	Meads	Jensen
v. Washington St	Nashif	Hall	Balderson	Meads	Jensen
Utah State	Ainge	Hall	Balderson	Meads	Dawes
NC State	Ainge	Hall	Young	Miles	Jensen
at Weber State	Ainge	Hall	Young	Jensen	Dawes
Southern Utah	Ainge	Rose	Hall	Young	Jensen
Santa Clara	Ainge	Hall	Young	Jensen	Dawes
at Saint Mary's	Ainge	Hall	Young	Jensen	Dawes
San Diego State	Ainge	Rose	Hall	Miles	Jensen
MSU-Billings	Ainge	Rose	Hall	Meads	Jensen
at Colorado State	Ainge	Rose	Hall	Miles	Jensen
at Wyoming	Ainge	Hall	Balderson	Miles	Jensen
Air Force	Ainge	Hall	Balderson	Meads	Jensen
New Mexico	Ainge	Hall	Balderson	Young	Dawes
Utah	Ainge	Hall	Balderson	Young	Dawes
at UNLV	Ainge	Hall	Balderson	Young	Dawes
at San Diego State	Ainge	Hall	Balderson	Young	Dawes
Wyoming	Ainge	Hall	Balderson	Young	Dawes
Colorado State	Ainge	Hall	Balderson	Young	Dawes

STARTING LINEUP RECORDS (15 different lineups)

RECORD	(1)	(2)	(3)	(4)	(5)
0-2	Nashif	Rose	Hall	Meads	Jensen
1-0	Nashif	Rose	Hall	Young	Jensen
0-1	Nashif	S. Burgess	Hall	Young	Jensen
0-1	Nashif	Hall	Young	Meads	Jensen
0-1	Ainge	Hall	Young	Meads	Jensen
1-1	Nashif	Hall	Balderson	Meads	Jensen
0-1	Ainge	Hall	Balderson	Meads	Dawes
0-1	Ainge	Hall	Young	Miles	Jensen
2-1	Ainge	Hall	Young	Jensen	Dawes
1-0	Ainge	Rose	Hall	Young	Jensen
0-2	Ainge	Rose	Hall	Miles	Jensen
1-0	Ainge	Rose	Hall	Meads	Jensen
0-1	Ainge	Hall	Balderson	Miles	Jensen
0-1	Ainge	Hall	Balderson	Meads	Jensen
3-3	Ainge	Hall	Balderson	Young	Dawes

2004-05 RECORD WHEN ...

Mike Hall starts	9-16 (25 starts)
Austin Ainge starts	7-11 (18 starts)
Jared Jensen starts	6-12 (18 starts)
Keena Young starts	7-8 (15 starts)
Jimmy Balderson starts	4-7 (11 starts)
Derek Dawes starts	5-5 (10 starts)
Garner Meads starts	2-7 (9 starts)
Mike Rose starts	3-4 (7 starts)
Terry Nashif starts	2-5 (7 starts)
Chris Miles starts	0-4 (4 starts)
Sam Burgess starts	0-1 (1 start)





2004-05 MWC STANDINGS

Team	MWC	Overall
Utah	10 0	22 3
Air Force	6 3	15 9
Wyoming	6 4	14 9
New Mexico	5 4	18 6
San Diego State	4 5	10 12
UNLV	3 6	11 11
BYU	3 7	9 16
Colorado State	1 9	9 14

UPCOMING SCHEDULE:

February 19 (Saturday)

*UTAH at AIR FORCE, 1 p.m. ESPN+Plus

*BYU at NEW MEXICO, 7 p.m. SW

*SAN DIEGO ST. at COLORADO ST., 7 p.m. Ch.4-SD

*UNLV at WYOMING, 4 p.m. SW

February 21 (Monday)

*BYU at AIR FORCE, 7 p.m. SW

*UNLV at COLORADO STATE, 7 p.m. ESPN-LV

*UTAH at NEW MEXICO, 7 p.m. KJZZ

*SAN DIEGO STATE at WYOMING, 10 p.m. ESPN

INJURY ISSUES

BYU has had several different injury issues this year. Sophomore forward Garner Meads is questionable for Saturday's game at New Mexico due to a leg injury. He has missed eight games (three leg, three games foot, two games ankle) overall this year due to injury, including the last three games. Sophomore center Derek Dawes played for a month with a broken thumb and missed most of the three games in January due to a shoulder injury. Freshman center David Burgess had ankle surgery in January and will be out for the season, and freshman forward Trent Plaisted is out indefinitely (knee). Both made limited appearances early in the seasons. Junior transfer Josh Reisman, a 6-1 guard who played in only one game for five minutes, had a second surgery to repair the broken nose he suffered during the summer and won't return. Senior F/C Jared Jensen did not start and played limited minutes vs. Utah State due to food poisoning and junior forward Joshua Burgess has been slowed by back problems. Freshman F/C Chris Miles is the only Cougar post player not to have his play limited during the regular season due to illness or injury.

PLAYERS IN THE PROS

In the past five years the BYU program has helped several players go on to professional basketball opportunities. Rafael Araujo was the No. 8 overall pick in this year's NBA draft, selected by the Toronto Raptors. Travis Hansen was the second-round pick of the Atlanta Hawks in 2003. After playing one year with the Hawks he signed a lucrative one-year contract to play in Spain. Others to play professionally over the past five years include Mekeli Wesley (Belgium), Terrell Lyday (France), Trent Whiting (Italy), Eric Nielsen (Spain) and Silester Rivers (Chile). In addition to Araujo, Mark Bigelow (Germany) and Luiz Lemes (Brazil) joined the professional ranks overseas from last year's team.

BYU POST DEFENDERS MADE CSU'S NELSON EARN POINTS

BYU held CSU's leading scorer Matt Nelson, who ranked sixth in the nation in field goal percentage entering Monday's game, to just 4-of-14 shooting and 10 points. He managed just 11 points in Fort Collins vs. BYU.

SHOOTING BAROMETER

BYU is 9-1 when the Cougars have the better shooting percentage. BYU is 4-0 when topping 50 percent. BYU shot a season-low 30 percent from the floor against Wyoming last Saturday. With the Cowboys making 48 percent, BYU fell to 0-15 this season when being outshot.

DAWES NAMED MWC PLAYER OF THE WEEK (Jan. 31) AFTER BIG GAME AGAINST THE LOBOS

Sophomore center Derek Dawes earned MWC Player of the Week honors on Jan. 31 for his career night against New Mexico, marking the first award of his career. The 6-foot-11 Dawes set career bests of 14 points, 6-of-7 (.857) shooting, and 4 blocks while tying career marks of 10 rebounds, 2 assists and 1 steal in the victory. He was also perfect from the free-throw line (2-2) in 32 minutes of action. After his only missed shot of the game, Dawes used his hustle to regain the Cougar possession by stealing a Lobo pass. Dawes' energy and effort in the post led the Cougars to a 68-53 win over the Lobos, their first MWC win of the season. The 14-point, 10-rebound double-double was the first of his career.

CLEVELAND NOW NO. 4 IN ALL-TIME WINS, NO. 2 ON MARRIOTT CENTER VICTORIES, NO. 1 IN MWC WINS

With a 138-103 overall record in his eighth season in Provo, BYU coach Steve Cleveland is now fourth on BYU's career coaching victories list and is 15 wins from moving into second. Cleveland passed Frank Arnold (1975-83) with his victory over Colorado State in Provo this year. Legendary Cougar coach Stan Watts has the most wins in school history with 372 triumphs from 1949-72. Ott Romney (1927-35) and Roger Reid (1989-96) both achieved 152 victories. Cleveland has guided BYU to the second-most Marriott Center wins and needs three more to have the most ever by a BYU coach. With his 90-25 record in the Cougars' home arena, he is currently second behind Roger Reid, who has 92 Marriott Center wins. Cleveland has 48 MWC wins, one more than Wyoming's Steve McClain.

STREET & SMITH'S NAMES BYU THE No.36 BASKETBALL PROGRAM ALL-TIME

The BYU men's basketball program has been named one of the nation's all-time greatest basketball programs. Street & Smith's has produced a publication (released Jan. 25) recognizing the "100 Greatest College Basketball Programs of All Time," ranking BYU No. 36 on its list. Kentucky is named the No. 1 basketball program, with UCLA, North Carolina, Kansas and Duke completing the top five. Indiana, Louisville, Arkansas, UConn and Cincinnati round out the top 10. Street & Smith's graded each program's basketball history on the basis of NCAA Tournament success, NIT success, national championships, conference regular-season and tournament titles, all-time win-loss percentage, graduation rate, NCAA infractions, NBA first-round draft picks and mascot ferocity. Five Mountain West Conference teams made the list with Utah ranked 11th, UNLV 28th, BYU 36th, Wyoming 42nd and New Mexico 98th. Other in-state schools recognized include Weber State at No. 51 and Utah State at No. 82. Since BYU's first season in 1903, Cougar fans have cheered BYU to 82 winning seasons, 26 conference titles, 21 NCAA invites and 2 NIT titles, while Cougar players have earned 40 All-America and 96 all-conference citations, 43 NBA Draft selections and one National Player of the Year award. BYU entered the season No. 19 all-time in total victories and No. 36 in winning percentage.

BYU BASKETBALL ON KSL NEWSRADIO 1160

The "Voice of the Cougars" is KSL Newsradio 1160's Greg Wrubell. He is in his ninth season as the play-by-play voice of BYU basketball. Wrubell, also the voice of BYU football, is joined by color analyst Mark Durrant, a four-year BYU basketball letterman who graduated in 1995 as a three-time Academic All-WAC forward, or Brian Santiago, who was the WAC assist and three-point percentage leader at Fresno State. Durrant has been part of the KSL broadcast team for eight years while Santiago is in his fourth year providing analysis for select games. Stations on the Cougar Sports Network include:

- Salt Lake City, Utah (Flagship) KSL 1160 AM
- St. George, Utah KDXU 890 AM
- Manti/Delta, Utah KMGR 95.7 FM
- Idaho Falls, Idaho KSSL 1260 AM
- Also, listen online at KSL.com

BYU COACHES ON KSL EACH WEEK ...
 Coach's Corner with Steve Cleveland
 The Steve Cleveland Show
 Cougar Hoops Weekly with Dave Rose



"Voice of the Cougars"
 Greg Wrubell

Wednesdays at 8:45 a.m.
 Wednesdays 6-7 p.m.
 Thursdays 6-7 p.m.





Steve Cleveland is in his eighth year at the helm of the Cougars in 2004-05. During his tenure at BYU, Cleveland has proven to be a first-rate recruiter, an excellent coach and player developer, and above all, a winner.

Cleveland has guided BYU to five straight postseason appearances and four 20-win seasons in the last five years. Only three other BYU coaches have ever achieved more 20-win seasons. He was recognized as the Mountain West Conference's top strategist in the 2004 Street & Smith College Basketball Preview. He was honored as the MWC Coach of the Year in 2002-03,

as voted by the league's coaches and media members, after guiding BYU to a share of the MWC regular season title and a 23-9 record.

In 2003-04, Cleveland coached the Cougars to a 76-71 win over then No. 25 and 2004 Final Four team Oklahoma State in the Delta Center. The Cougars finished second in the Mountain West Conference and advanced to the NCAA Tournament before losing 80-75 to defending national champion Syracuse. In 2002-03, Cleveland's team finished 23-9 and tied for the MWC title before earning an NCAA invite. In 2001-02, Cleveland coached BYU to a win over No. 13 Stanford and advanced to the second round of the NIT despite having lost four starters and six of his top seven players from the prior season. In 2000-01, Cleveland guided BYU to its first NCAA tournament bid since 1995, its first conference regular season title since 1993 and its first conference tournament championship since 1992. While rebuilding a program that finished 1-25 before his arrival, he has posted records of 9-21, 12-16, 22-11, 24-9, 18-12, 23-9 and 21-9. The 1999-2000, 2000-2001 and 2002-03 seasons all rank among the school's best years ever in terms of wins. In fact, since BYU's first season in 1903, only five BYU teams have ever recorded more wins than the 24-9 team in 2000-01.

Cleveland has brought the magic of the Marriott Center back in Provo. BYU averaged 15,300 fans in 2003-04, including the largest crowd (22,718) since 1992, to rank 11th nationally. BYU had the nation's largest percentage increase in attendance in 2003. The Cougars owned the nation's longest homecourt victory streak for much of the 2002 and 2003 seasons until it finally ended at 44 games. BYU has won 62 of its last 63 games at home, including unbeaten seasons in 2001, 2002 and 2004.

Cleveland's teams have traditionally been prepared to play their best at the end of the season. BYU ended the 2003-04 season on a nine-game winning streak through February and March until losing in the MWC semifinal game, earning its third NCAA bid in the last four years. BYU has been to the post-season five straight years. In 2001-02 BYU won in the first round of the NIT before losing at eventual NIT champion Memphis. In 2000-01, BYU won five straight games on the road to secure a share of the MWC regular season title and earn the automatic NCAA bid by claiming the MWC Tournament in Las Vegas. The Cougars won six of their last eight games the prior season, including two MWC tournament wins and two NIT victories. In Cleveland's first year, BYU completed a rare sweep of No. 15 New Mexico and UTEP on the road to earn a WAC tournament berth. The road sweep of New Mexico and UTEP was the first for BYU since 1990-91 and the 83-62 upset of nationally ranked New Mexico in the Pit ended the Lobos' 41-game home winning streak. In Cleveland's second season the Cougars had a blowout win over UTEP before a 90-74 conference tournament upset victory over TCU to achieve BYU's first conference tournament win since 1994.

Cleveland's teams have advanced to the finals of the MWC tournament in two of the five seasons the event has been played, winning the title in 2001.

As a recruiter, Cleveland has made a similar impact on BYU's program. Cleveland's recruits have proven they are not only committed to Cleveland's vision but also are the kind of players to help make that vision a reality in Provo. Cleveland and his staff have been able to attract top talent and develop them into better players.

Cleveland's recruits have been honored with a string of conference newcomer or major awards in their first seasons at BYU. Eight players have been honored in Cleveland's seven years as the Cougar coach, including five who have been singled out as either the conference newcomer or freshman of the year. The last two years Rafael Araujo was named the Newcomer of the Year by the conference media members in a poll conducted by the Las Vegas Review-Journal (the MWC no longer has such an award) and Mike Hall was named MWC Defensive Player of the Year. Listed below is the list of award winners in their first season at BYU.

- Mike Hall (2003-2004 Defensive Player of the Year; All-MWC Third Team)
- Rafael Araujo (2002-2003 Newcomer of the Year by MWC media poll)
- Jared Jensen (2001-2002 MWC Co-Freshman of the Year)
- Trent Whiting (2000-2001 MWC Newcomer Team, 2nd Team All-MWC)
- Terrell Lyday (1999-2000 MWC Newcomer of the Year; All-Tournament Team)
- Mark Bigelow (1998-99 WAC Freshman of the Year; Newcomer Team, 2nd Team All-WAC)
- Mekeli Wesley (1997-98 WAC Newcomer Team)
- Ron Selleaze (1997-98 WAC Newcomer of the Year; Newcomer Team, 2nd Team All-WAC)

In October 2001, Cleveland signed a multi-year contract extension with BYU. Before taking the helm with the Cougars on March 11, 1997, Cleveland compiled a 157-77 record at Fresno City College in Fresno, Calif. Cleveland was named coach of the year two times while at FCC and led the Rams to post-season playoffs in each of his seven seasons in Fresno. Cleveland coached 10 years at Fresno's Clovis West High School, compiling a 180-70 record.

PLAYING CAREER

Cleveland played college basketball at UC Irvine and was the Anteaters' MVP and leading scorer his senior season in 1975-76. Prior to attending UC Irvine, Cleveland was Fresno City College's Most Outstanding Player in 1973-74. Cleveland received a B.A. degree in social science from UC Irvine in 1976, and received a Master's in education administration from Fresno Pacific in 1979.

PERSONAL

Cleveland, 53, was born in the Los Angeles area and spent most of his life in Fresno, Calif. He served a full-time mission for the Church of Jesus Christ of Latter-day Saints to England from 1971-73. Cleveland was the first head basketball or football coach at BYU to have served a church mission. Cleveland and his wife Kip have three children: sons Casey and Skyler and daughter Katie.

CLEVELAND'S BYU LEDGER

BRIGHAM YOUNG UNIVERSITY						
Year	W	L	Pct.	Conference	Conf. Tourney	NCAA/NIT
2004-2005	9	16	.360	3-7		
2003-2004	21	9	.700	10-4 (2nd MWC)	1-1	0-1 NCAA
2002-2003	23	9	.719	11-3 (T-1st MWC)	1-1	0-1 NCAA
2001-2002	18	12	.600	7-7 (T-4th MWC)	0-1	1-1 NIT
2000-2001	24	9	.727	10-4 (T-1st MWC)	3-0	0-1 NCAA
1999-2000	22	11	.667	7-7 (sixth MWC)	2-1	2-1 NIT
1998-1999	12	16	.429	6-8 (fifth WAC)	1-1	
1997-1998	9	21	.300	4-10 (sixth WAC)	0-1	
Totals	138	103	.573	58-50 (.537)	8-6 (.571)	3-5 (.375)





MIKE HALL
6-3 • 205 • senior • guard
San Bernardino, Calif.

NOTING HALL: Leads the Cougars in scoring at 13.8 ppg ... Has scored in double figures in 20 games ... Led the team with 16 points while tying his career-high with five steals against Colorado State ... Had 9 points vs. Wyoming and did not record a rebound for the first time in his two years at BYU ... Scored a career-high 24 points at SDSU on 8-12 shooting, including a perfect 4-4 mark from three-point range ... Contributed 16 points and tied his career-high with five steals at UNLV ... Scored 16 points with 8 rebounds and 2 assists vs. New Mexico ... Posted a career-high three blocks while scoring 13 points against Air Force, with 3 treys, his first game with more than 2 treys since a career-best 5 treys at Weber State on Dec. 23 ... Led the Cougars with 16 points against Wyoming, including a dunk off of one of his two steals ... Scored 11 points at CSU, all in the second half ... Scored 14 points on 6-10 shooting against MSU-Billings... Led the Cougars with 16 points vs. San Diego State while going a perfect 8-for-8 from the line ... Scored team-high 12 points at Saint Mary's ... He was 5-of-7 vs. Southern

Utah while scoring 12 points ... Equaled his career-high with 23 points at Weber State, making a career-best 5 threes (5-7) and 9 field goals (9-12) ... Hall led BYU with 18 points vs. NC State ... Scored a team-leading 21 points on 58 percent (7-12) shooting while pulling down a career-high nine rebounds against Boise State ... Contributed 13 points at USC, including three buckets from behind the arc ... Recorded a team-high 19 points at Utah State, including 3-6 (.500) from behind the three-point line ... Achieved career-high 23 points vs. California, scoring the team's final 12 points ... Was out with an injured ankle the week leading up to the season opener ... Averaged 10.3 ppg at the Maui Invitational but lacked usual explosiveness while recovering from injury ... Dished out career-high 5 assists vs. Chaminade.

MORE ON HALL: A 6-foot-3 guard from San Bernardino, Calif., Hall is a first-team all-MWC candidate as a senior ... He earned MWC Defensive Player of the Year honors and All-MWC Third Team last year ... He is BYU's top returning scorer with the departure of NBA lottery pick Rafael Araujo and four-year starter Mark Bigelow ... Hall joined BYU as a junior from Dixie State College, where he was a first-team NJCAA All-American and Scenic West Athletic Conference and NJCAA Region 18 Player of the Year ... Hall began his college career at Pepperdine University in 2000-2001, playing 18 games for Jan van Breda Kolff in his final season coaching the Waves ... Last year filled the position vacated by graduated All-MWC guard Travis Hansen, who was selected by the Atlanta Hawks in the 2003 NBA Draft ... An unselfish, team-oriented player, Hall is an aggressive, slashing offensive scorer, solid rebounder and strong defender ... Last year he had 20 double-figure scoring games, including nine of the last 11 outings ... BYU was 15-5 when he scores in double digits ... Against Syracuse in the NCAA Tournament he had 17 points on 6-of-9 shooting, including 3-of-3 treys, while equaling his season high of 4 assists ... Against the Orangemen he not only hit from long range but had two head-turning dunks, including an ally-oop from Luiz Lemes ... He led BYU with 21 points on 8-of-10 shooting vs. Utah ... His dunk over MWC Co-Player of the Year Nick Welch of Air Force was the ESPN Play of the Day ... He had 16 points vs. New Mexico while holding Danny Granger to 9 points and 3 rebounds (Granger came in averaging 21 and 9) ... He shot 50 percent or better in 17 games .. Scored career-high 22 points vs. Weber State on 8-of-12 shooting.

PERSONAL: Born August 1982 in San Bernardino, Calif. ... parents are Clarence and Sharon Hogue ... brother Marcus Hall ... three-year-old son named Elijah Michael ... said he chose BYU because of good coaches, perfect fit for his position, good school, great community and fan support ... said the most influential people in his sports career are his stepfather and mother ... recreation management major.

Mike Hall – 2004-05 Game-by-Game

Opponent	Date	GS	Min	TOTAL			3PTS			REBOUNDS			PF	FO	A	TO	Blk	Stl	Pts	Avg					
				FG	FGA	Pct	3FG	FGA	Pct	FT	FTA	Pct									Off	Def	Tot	Avg	
vs North Carolina	11-22-04	*	25	4	15	.267	2	8	.250	0	2	.000	1	3	4	4.0	4	0	4	1	10	10.0			
vs Stanford	11-23-04	*	33	2	8	.250	1	3	.333	2	2	1.000	2	4	6	5.0	3	0	2	1	0	7	8.5		
vs Chaminade	11-24-04	*	38	5	12	.417	2	5	4.00	2	2	1.000	3	3	6	5.3	0	0	5	1	0	14	10.3		
CALIFORNIA	11-27-04	*	37	8	18	.444	3	7	4.29	4	5	.800	3	1	4	5.0	1	0	2	0	0	3	13.5		
at Utah State	12/01/04	*	39	7	16	.438	3	6	5.00	2	2	1.000	2	3	5	5.0	1	0	3	1	1	19	14.6		
at USC	12/04/04	*	33	5	13	.385	3	7	4.29	0	1	.000	1	1	2	4.5	2	0	1	3	0	1	13	14.3	
BOISE STATE UNIVERSITY	12/08/04	*	38	7	12	.583	2	3	.667	5	6	.833	2	7	9	5.1	2	0	5	1	0	0	21	15.3	
vs Washington State University	12/11/04	*	36	1	10	.100	1	6	.167	0	0	.000	0	1	1	4.6	4	0	2	3	0	2	3	12.8	
UTAH STATE	12/18/04	*	22	1	4	.250	0	2	.000	2	2	1.000	1	3	4	4.6	0	0	1	3	0	0	4	12.7	
NORTH CAROLINA STATE	12/21/04	*	30	7	17	.412	1	5	2.00	3	4	.750	0	4	4	4.5	3	0	3	0	0	3	18	13.2	
at Weber State	12-23-04	*	35	9	12	.750	5	7	.714	0	0	.000	1	1	2	4.3	2	0	4	3	0	2	23	14.1	
SOUTHERN UTAH UNIVERSITY	12/26/04	*	29	5	7	.714	1	3	.333	1	2	.500	2	2	4	4.3	1	0	3	2	0	0	12	13.9	
SANTA CLARA	12/31/04	*	37	3	7	.429	1	3	.333	3	3	1.000	0	1	1	4.0	4	0	2	3	1	2	10	13.6	
at Saint Mary's (CA)	01/04/05	*	35	5	10	.500	2	4	5.00	0	0	.000	0	2	2	3.9	2	0	1	1	0	0	12	13.5	
SAN DIEGO STATE	01/08/05	*	36	3	12	.250	2	7	2.86	8	8	1.000	3	3	6	4.0	1	0	1	4	0	0	16	13.7	
MONTANA STATE-BILLINGS	01/11/05	*	24	6	10	.600	0	2	.000	2	2	1.000	3	2	5	4.1	0	0	1	3	0	0	14	13.7	
at Colorado State	1-15-05	*	30	4	13	.308	1	7	.143	2	2	1.000	0	3	3	4.0	5	1	4	0	0	1	11	13.5	
at Wyoming Cowboys	1-17-05	*	34	4	12	.333	1	3	.333	7	8	.875	2	1	3	3.9	2	0	1	2	0	2	16	13.7	
AIR FORCE	01/22/05	*	38	5	10	.500	3	6	5.00	0	0	.000	0	3	3	3.9	4	0	2	3	3	1	13	13.6	
NEW MEXICO	01/24/05	*	38	7	18	.389	1	6	.167	1	3	.333	3	5	8	4.1	1	0	2	0	0	1	16	13.8	
UNIVERSITY OF UTAH	01/31/05	*	31	1	7	.143	0	3	.000	2	2	1.000	0	1	1	4.0	3	0	1	0	2	2	4	13.3	
at UNLV	02/05/05	*	39	3	12	.250	2	8	2.50	8	10	.800	1	1	2	3.9	1	0	1	1	0	5	16	13.4	
at SAN DIEGO STATE	02-07-05	*	37	8	12	.667	4	4	1.000	4	6	.667	0	4	4	3.9	1	0	2	3	1	0	24	13.9	
WYOMING	02/12/05	*	33	3	16	.188	1	9	.111	2	4	.500	0	0	0	3.7	4	0	2	0	2	9	13.7		
COLORADO STATE	02/14/05	*	38	5	10	.500	2	4	5.00	4	5	.800	0	2	2	3.6	1	0	2	3	0	5	16	13.8	
Totals			25	845	118	293	403	44	128	344	64	81	790	30	61	91	3.6	52	1	53	45	9	39	344	13.8
Hall vs. UNM (3 games, BYU record 2-1)			3	37.3	21	42	.500	4	10	4.00	7	15	.467	6	9	15	5.0	5	0	5	2	0	3	53	17.7
Hall vs. AFA (3 games, BYU record 1-2)			3	31.3	6	17	.353	3	8	.375	7	10	.700	1	7	8	2.7	10	1	6	5	4	4	22	7.3

BYU CAREER HIGHS:

- POINTS: 24 at SDSU (2005)
- FG MADE: 9 at Weber St(2005)
- FG ATT: 18 vs. California, vs. UNM (2005)
- FG%: .875 (7-8) vs. SUU (2004)
- 3FG MADE: 5 at Weber St(2005)
- 3FG ATT: 9 vs. Wyoming (2005)
- 3FG%: 1.000 (4-4) at SDSU (2005)
- FT MADE: 10 vs. UNLV (2004)
- FT ATT: 10 at UNLV (2005), vs. UNLV (2004)
- FT %: 1.000 (10-10) vs. UNLV (2004)
- REB: 9 vs. Boise State (2005)
- ASSISTS: 5 vs. Chaminade (2005), vs. Boise State (2005)
- STEALS: 5 vs. Colorado State, at UNLV (2005), vs. SDSU (2004)
- BLOCKS: 3 vs. Air Force (2005)
- MINUTES: 41 vs. SDSU (2004)

HALL PRIOR YEARS' STATS

YEAR	GP	GS	MIN	AVG	FG	FGA	PCT	3FG	FGA	PCT	FT	FTA	PCT	OFF	DEF	TOT	AVG	PF	FO	A	AVG	TO	BLK	STL	PTS	AVG
2003-04	30	28	953	31.8	131	265	.494	24	69	.348	98	134	.731	48	56	104	3.5	60	1	54	1.8	58	14	42	384	12.8





MIKE ROSE
 6-2 • 185 • sophomore • guard
 Houston, Texas

NOTING ROSE: Third on the team in scoring at 8.7 ppg ... 52 of his 72 successful field goals this year have been from behind the three-point arc ... His 52 threes is No. 2 among MWC players ... Is second on the team in three-point percentage with a .403 mark ... Has scored in double figures in nine games (BYU is 5-4 in those games) ... Posted 3 points, 2 rebounds and 2 steals against Colorado State ... Recorded 6 points vs. Wyoming ... Last reached double digits with game-high 21 points, including 5 treys, vs. New Mexico ... Had 13 points off the bench at Wyoming on 4-8 shooting ... Started at CSU, scoring 6 points in career-equaling 36 minutes (also vs. SDSU) ... Started against MSU-Billings, contributing 14 points on 4-7 shooting from three-point range and recording his first block of the season ... Made fifth start and played career-most 36 minutes vs. SDSU, grabbing career-best 6 rebounds but went 3-10 from the floor and 1-7 on threes ... Had 6 points and 3 rebounds at Saint Mary's ... Equaled career-high 26 points on 7-of-10 shooting, including 4 treys, to lead BYU over Santa Clara while adding 5 assists ... also had career marks of 8 FTs, 11 FTAs and 33 minutes ...

Made his fourth start vs. SUU, scoring 14 points while hitting four treys ... Did not take a shot for the first time this season in 9 minutes off the bench at Weber State ... Scored 9 points on 3 treys in 20 minutes vs. NC State ... Scored in double figures in the prior four games while averaging 15.3 ppg in those games ... Scored 14 points vs. Utah State in 31 minutes ... Recorded 15 points and a career-high three steals against Washington State ... Connected on 6-of-9 three-pointers against Boise State en route to 19 points ... Came off the bench for 13 points on four three-pointers and one free throw at USC ... starting all three games at the Maui Invitational at shooting guard ... Scored 8 points vs. Stanford, with his 25 minutes vs. Stanford topping his high of 23 minutes played in a game last year as a freshman.

MORE ON ROSE: Rose is an excellent shooter out of Spring Woods High School in Houston who led the Mountain West Conference in three-point percentage (.459) as a freshman in 2003-04 ... He set the BYU record with eight treys in his first college game ... His 28 treys last year, despite mostly limited playing time, is the most by a returning player ... He is BYU's third-leading scorer returning from last season ... A strong scoring threat, he has range well beyond the three-point arc ... He utilizes a 37-inch vertical to shoot over taller defenders with a quick release at top of his leap and can dunk off either foot ... Last year he appeared in 26 of 30 games, averaging 3.9 points and 0.7 rebounds in 7.9 minutes per game while shooting 42 percent overall from the floor ... 28 of his 34 field goals were treys ... He totaled a game- and season-high 26 points, while also dishing out a season-best 6 assists, against Southern Utah ... He was a perfect 4-for-4 from the floor, including 3-of-3 on treys for 11 points in nine minutes vs. USC ... He scored 10 points, all in his 11 first-half minutes when he made 3-of-4 treys, and played 22 minutes vs. CSU ... He scored 9 points on 3-of-4 shooting from long range vs. New Mexico in 12 minutes ... He could play a much larger role for the Cougars in 2004-05.

PERSONAL: Rose was born October 1984 ... parents are Gordon and Sharon ... has two brothers, Greg (22) and Jordan (17) ... ranked sixth in his class of 365 seniors ... was recruited by Houston, St. Louis, Utah State, Colorado State, Texas Christian, Texas A&M, Tennessee and Illinois ... is the nephew of BYU Associate Head Coach Dave Rose ... open major.

Mike Rose – 2004-05 Game-by-Game

Opponent	Date	GS	Min	TOTAL			3PTS			REBOUNDS			PF	FO	A	TO	Blk	Stl	Pts	Avg					
				FG	FGA	Pct	3FG	FGA	Pct	FT	FTA	Pct									Off	Def	Tot	Avg	
vs North Carolina	11-22/04	*	15	2	7	.286	1	5	.200	0	0	.000	0	1	1	10	0	0	0	1	0	5	5.0		
vs Stanford	11-23/04	*	25	2	5	.400	2	5	.400	2	4	.500	0	2	2	15	0	0	0	3	0	0	8	6.5	
vs Chamaine	11-24/04	*	14	2	5	.400	1	3	.333	0	0	.000	0	0	10	0	0	3	1	0	0	5	6.0		
CALIFORNIA	11/27/04		17	0	4	.000	0	4	.000	1	2	.500	0	3	3	15	3	0	1	0	0	1	1	4.8	
at Utah State	12/01/04		4	1	3	.333	1	2	.500	0	0	.000	0	0	0	12	2	0	0	0	0	0	3	4.4	
at USC	12/04/04		16	4	7	.571	4	6	.667	1	2	.500	0	3	3	15	4	0	1	0	0	0	13	5.8	
BOISE STATE UNIVERSITY	12/08/04		23	6	9	.667	6	9	.667	1	2	.500	0	3	3	17	1	0	1	3	0	0	19	7.7	
vs Washington State University	12/11/04		25	6	13	.462	3	9	.333	0	0	.000	0	2	2	18	3	0	1	2	0	3	15	8.6	
UTAH STATE	12/18/04		31	5	15	.333	3	8	.375	1	2	.500	1	0	1	17	0	0	1	0	1	0	2	14	9.2
NORTH CAROLINA STATE	12/21/04		20	3	7	.429	3	5	.600	0	0	.000	0	1	1	16	3	0	1	1	0	0	9	9.2	
at Weber State	12-23/04		9	0	0	.000	0	0	.000	0	0	.000	0	0	0	15	0	0	0	0	0	0	0	8.4	
SOUTHERN UTAH UNIVERSITY	12/28/04	*	25	5	9	.556	4	7	.571	0	0	.000	0	1	1	14	0	0	1	1	0	0	14	8.8	
SANTA CLARA	12/31/04		33	7	10	.700	4	7	.571	8	11	.727	0	3	3	15	0	0	5	0	0	0	26	10.2	
at Saint Mary's (CA)	01/04/05		16	2	5	.400	2	3	.667	0	0	.000	0	3	3	16	1	0	2	3	0	0	6	9.9	
SAN DIEGO STATE	01/08/05	*	36	3	10	.300	1	7	.143	0	0	.000	0	6	6	19	3	0	2	1	0	0	7	9.7	
MONTANA STATE-BILLINGS	01/11/05	*	22	5	10	.500	4	7	.571	0	0	.000	0	2	2	19	1	0	3	0	1	1	14	9.9	
at Colorado State	1-15/05	*	36	2	9	.222	2	9	.222	0	0	.000	1	0	1	19	1	0	2	3	0	0	6	9.7	
at Wyoming Cowboys	1-17/05		17	4	8	.500	1	5	.200	4	4	1.000	1	2	3	19	2	0	0	2	0	0	13	9.9	
AIR FORCE	01/22/05		20	1	4	.250	1	4	.250	1	2	.500	0	0	0	18	3	0	1	2	0	1	4	9.6	
NEW MEXICO	01/24/05		29	7	12	.583	5	9	.556	2	2	1.000	1	2	3	19	1	0	1	1	0	1	21	10.2	
UNIVERSITY OF UTAH	01/31/05		23	1	2	.500	1	1	1.000	0	0	.000	0	1	1	19	3	0	0	2	0	0	3	9.8	
at UNLV	02/05/05		13	0	2	.000	0	2	.000	0	0	.000	1	0	1	18	0	0	0	0	0	0	0	9.4	
at SAN DIEGO STATE	02-07/05		13	1	6	.167	0	4	.000	0	0	.000	0	1	1	18	0	0	1	0	0	0	2	9.0	
WYOMING	02/12/05		17	2	5	.400	2	5	.400	0	0	.000	0	1	1	18	0	0	1	1	0	0	6	8.9	
COLORADO STATE	02/14/05		13	1	3	.333	1	3	.333	0	1	.000	0	2	2	18	2	0	0	0	0	2	3	8.7	
Totals			7	512	72	170	.424	52	129	.403	21	32	.656	5	39	44	18	33	0	26	29	1	11	217	8.7
Rose vs. UNM (3 games, BYU record: 2-1)			0	14.7	10	17	.588	8	13	.615	2	2	1.000	1	4	5	1.7	3	0	2	2	0	0	30	10.0
Rose vs. AFA (3 games, BYU record: 1-2)			0	17.3	5	15	.333	4	14	.286	5	7	.714	0	2	2	0.7	4	0	1	3	0	1	19	6.3


CAREER HIGHS:

POINTS: 26 vs. SUU (2004).
 vs. Santa Clara (2005)
 FG MADE: 9 vs. SUU (2004)
 FG ATT: 16 vs. SUU (2004)
 FG%: 1.000 (4-4) vs. USC (2004)
 3FG MADE: 8 vs. SUU (2004)
 3FG ATT: 13 vs. SUU (2004)
 3FG%: 1.000 (3-3) vs. USC (2004)
 FT MADE: 8 vs. Santa Clara
 (2005)
 FT ATT: 11 vs. Santa Clara
 (2005)
 FT%: 1.000 (4-4) at Wyoming
 (2005)
 REB: 6 vs. SDSU (2005)
 ASSISTS: 6 vs. SUU (2004)
 STEALS: 3 vs. Washington State
 (2005)
 BLOCKS: 1 vs. MSU-Billings
 (2005), vs. WOU
 (2004)
 MINUTES: 36 vs. SDSU
 at CSU (2005)

ROSE PRIOR YEARS' STATS

YEAR	GP	GS	MIN	AVG	FG	FGA	PCT	3FG	FGA	PCT	FT	FTA	PCT	OFF	DEF	TOT	AVG	PF	FO	A	AVG	TO	BLK	STL	PTS	AVG
2003-04	26	0	206	7.9	34	81	.420	28	61	.459	6	12	.500	4	15	19	0.7	12	0	9	0.3	13	1	4	102	3.9





KEENA YOUNG
 6-6 • 205 • sophomore • forward/guard
 Beaumont, Texas

NOTING YOUNG: Leads the Cougars with 5.6 rebounds per game ... Recorded 4 points and 4 rebounds against Colorado State ... Had 7 points and team-high 8 rebounds vs. Wyoming... Prior to the last three games, he had scored in double figures in five straight games while making a combined 25-of-42 (.600) from the floor ...Has scored in double figures in nine games (BYU is 6-3 in those games) ... Recorded 10 points and 6 rebounds in a career-high 39 minutes at UNLV ... Scored 10 points as a starter against Utah while adding 4 rebounds, 2 assists and 2 steals ... Started in win over New Mexico, equaling career-best 14 points on 6-of-8 shooting with 7 rebounds in 36 minutes ... Posted his first career double-double with a career-high-tying 14 points and a career-high 11 rebounds against Air Force ... His 7-for-9 shooting accuracy against Air Force was a season-best ... Recorded 10 points and five rebounds in 16 minutes at Wyoming ... Had 2 points and 3 rebounds in only 5 minutes at CSU ... Tied his career-highs in steals and blocks with 2 apiece while contributing 10 points against MSU-Billings ... Played a season-low 4 minutes vs. SDSU ... Started the prior five games and has nine starts ... Tied career-highs of 14 points and 2 blocks at Weber State while setting new personal bests of .714 FG percentage (5-7), 4 assists and 35 minutes played ... Started and tied career-high of 10 rebounds vs. North Carolina State to equal his 10 boards vs. North Carolina... also dished out 3 assists vs. NC State ... Had 8 points and a team-leading 7 rebounds in 17 minutes vs. Utah State ... Came off the bench against Boise State to record 11 points on a career-high 66.7 percent shooting (4-6) while adding 8 rebounds ... Started and led the team in rebounds with 9 against Utah State while posting a career-high two blocks ... Had 5 points, 6 rebounds and 2 assists in second start at power forward in place of injured Garner Meads vs. California ... Impressed in his Cougar debut at the Maui Invitational, averaging 9.7 points and 6.7 rebounds in 22.7 minutes of play over three games ... Came off the bench vs. North Carolina (9 points, 10 rebounds in 23 minutes) and Stanford (6 points, 4 rebounds in 12 minutes) before starting in place of injured Garner Meads vs. Chaminade (14 points, 6 rebounds in 33 minutes).

MORE ON YOUNG: Young is a 6-foot-6 swingman who transferred from South Plains College in Levelland, Texas, after signing with BYU in the spring ... Young averaged 9.9 points, 7.2 rebounds and 2.1 assists as a freshman at South Plains College in 2003-04 as an honorable mention all-league selection ... He has a good mid-range offensive game and is a strong rebounder ... With his size and ability as a defender and rebounder he will contribute on the wing and could play at the four as well ... As a sophomore, Young has four seasons to play three for the Cougars.

PERSONAL: Born April 1985 in Beaumont, Texas ... son of Cleveland and Lavella Young ... has one brother, Torri ... Enjoys Playstation ... signed out of high school with the University of Memphis along with classmate Kendrick Perkins but decided to attend South Plains College after Perkins chose to enter the 2003 NBA draft ... Prior to signing with BYU he had verbally committed to Texas Tech ... pre-Law major.

Keena Young – 2004-05 Game-by-Game

Opponent	Date	GS	Min	TOTAL			3PTS			REBOUNDS			PF	FO	A	TO	Blk	Stl	Pts	Avg					
				FG	FGA	Pct	3FG	FGA	Pct	FT	FTA	Pct									Off	Def	Tot		
vs North Carolina	11-22-04	23	3	8	.375	0	2	.000	3	5	.600	5	5	10	10.0	1	0	0	1	0	9	9.0			
vs Stanford	11-23-04	12	2	4	.500	0	0	.000	2	3	.667	1	3	4	7.0	0	0	0	1	0	6	7.5			
vs Chaminade	11-24-04	*	33	7	12	.583	0	0	.000	0	0	.000	3	3	6	6.7	2	0	0	0	2	14	9.7		
CALIFORNIA	11/27/04	*	21	2	7	.286	0	0	.000	2	2	1.000	5	1	6	6.5	3	0	2	2	1	0	6	8.8	
at Utah State	12/01/04	*	32	2	7	.286	0	1	.000	0	0	.000	4	5	9	7.0	4	0	2	2	2	2	4	7.8	
at USC	12/04/04	*	19	0	0	.000	0	0	.000	0	0	.000	0	4	4	6.5	0	0	2	0	0	0	6.5		
BOISE STATE UNIVERSITY	12/08/04		20	4	6	.667	0	0	.000	3	4	.750	3	5	8	6.7	2	0	0	2	1	11	7.1		
vs Washington State University	12/11/04		15	1	3	.333	0	0	.000	0	0	.000	0	3	3	6.3	0	0	0	1	0	2	6.5		
UTAH STATE	12/18/04		17	4	9	.444	0	0	.000	0	1	.000	5	2	7	6.3	4	0	0	1	1	0	8	6.7	
NORTH CAROLINA STATE	12/21/04	*	28	1	5	.200	0	0	.000	0	0	.000	3	7	10	6.7	0	0	3	0	0	1	2	6.2	
at Weber State	12-23-04	*	35	5	7	.714	0	0	.000	4	4	1.000	3	3	6	6.6	3	0	4	0	2	0	14	6.9	
SOUTHERN UTAH UNIVERSITY	12/28/04	*	21	3	7	.429	0	0	.000	0	0	.000	2	2	4	6.4	2	0	1	0	1	0	6	6.8	
SANTA CLARA	12/31/04	*	14	0	0	.000	0	0	.000	2	2	1.000	0	3	3	6.2	1	0	0	1	0	0	2	6.5	
at Saint Mary's (CA)	01/04/05	*	24	3	5	.600	0	0	.000	0	0	.000	2	2	4	6.0	2	0	1	1	1	1	6	6.4	
SAN DIEGO STATE	01/08/05		4	0	0	.000	0	0	.000	0	0	.000	0	1	1	5.7	0	0	0	0	0	0	0	6.0	
MONTANA STATE-BILLINGS	01/11/05		20	3	6	.500	0	0	.000	4	8	.500	2	4	6	5.7	1	0	1	2	2	10	6.3		
at Colorado State	1-15-05		5	1	2	.500	0	0	.000	0	1	.000	1	2	3	5.5	1	0	0	0	0	0	2	6.0	
at Wyoming Cowboys	1-17-05		16	5	7	.714	0	0	.000	0	0	.000	1	4	5	5.5	0	0	1	2	2	0	10	6.2	
AIR FORCE	01/22/05		32	7	9	.778	0	0	.000	2	2	1.000	4	7	11	5.8	1	0	0	2	0	0	14	6.6	
NEW MEXICO	02/07/05	*	36	6	8	.750	0	0	.000	2	3	.667	2	5	7	5.9	3	0	0	0	1	1	14	7.0	
UNIVERSITY OF UTAH	01/31/05	*	23	3	6	.500	0	0	.000	4	7	.571	1	3	4	5.8	3	0	2	2	0	2	10	7.1	
at UNLV	02/05/05	*	39	4	12	.333	0	0	.000	2	2	1.000	2	4	6	5.8	2	0	0	4	0	2	10	7.3	
at SAN DIEGO STATE	02-07-05	*	27	4	7	.571	0	0	.000	0	0	.000	0	1	1	5.6	1	0	2	0	0	8	7.3		
WYOMING	02/12/05	*	26	2	7	.286	0	0	.000	3	6	.500	3	5	8	5.7	2	0	1	0	1	1	7	7.3	
COLORADO STATE	02/14/05	*	13	2	5	.400	0	0	.000	0	1	.000	4	0	4	5.6	3	0	0	0	0	0	4	7.2	
Totals			15	555	74	149	.497	0	3	.000	31	51	.608	56	84	140	5.6	41	0	17	23	17	15	179	7.2
Young vs. UNM (1 game, BYU record 1-0)			1	36.0	6	8	.750	0	0	.000	2	3	.667	2	5	7	7.0	3	0	0	0	1	1	14	14.0
Young vs. AFA (1 game, BYU record 0-1)			0	32.0	7	9	.778	0	0	.000	0	2	.000	4	7	11	11.0	1	0	0	2	0	0	14	14.0

CAREER HIGHS:
 POINTS: 14 vs. Chaminade, at Weber St; vs. Air Force, vs. New Mexico (2005)
 FG MADE: 7 vs. Chaminade, vs. Air Force (2005)
 FG ATT: 12 at UNLV, vs. Chaminade (2005)
 FG %: .778 (7-9) vs. Air Force (2005)
 3FG MADE: -
 3FG ATT: 2 vs. North Carolina (2005)
 3FG %: .000 (0-2) vs. N. Carolina (2005)
 FT MADE: 4 at Weber St., vs. Utah (2005)
 FT ATT: 8 vs. MSU-Billings (2005)
 FT %: 1.000 (4-4) at Weber St. (2005)
 REB: 11 vs. Air Force (2005)
 ASSISTS: 4 at Weber State (2005)
 STEALS: 2 vs. MSU-Billings, vs. Chaminade, at Utah State, vs. Utah, at UNLV (2005)
 BLOCKS: 2 vs. MSU-Billings, at Utah State, at Weber St., at Wyoming (2005)
 MINUTES: 39 at UNLV (2005)



JOSHUA BURGESS
6-8 • 230 • junior • forward
Irvine, Calif.

NOTING BURGESS: Has played in three games, last appearing vs. Utah with one rebound in one minute ... Knocked down a three-pointer against MSU-Billings for his first bucket of the year ... Saw his prior regular-season action of the year vs. Southern Utah with one rebound and one assist in three minutes played ... Played in both exhibition games, logging an average of 4.0 minutes per game.

MORE ON BURGESS: Burgess joined the team in fall 2003 as a sophomore after playing at Irvine Valley College in 2003 ... He practiced with the team while sitting out due to transfer rules He is an aggressive rebounder with a good shooting touch with three-point range.


PERSONAL: Burgess was born March 1981 in Sandy, Utah ... parents are Kenneth and Sandi Burgess ... has three brothers and one sister ... brother Chris played at Duke and Utah before playing professionally overseas ... brother David is a freshman teammate at BYU this season and first cousin Sam Burgess is a sophomore who has joined the team after returning from a two-year mission ... sister Angela played on BYU's women's basketball team from 1998-99 ... served a two-year mission for the Church of Jesus Christ of Latter-day Saints in San Pablo, Philippines from August 2000 to July 2002 ... fitness and wellness management major.

Joshua Burgess – 2004-05 Game-by-Game

Opponent	Date	GS	Min	TOTAL			3-PTS			REBOUNDS											Pts	Avg						
				FG	FGA	Pct.	3FG	FGA	Pct.	FT	FTA	Pct.	Off	Def	Tot	Avg	PF	FO	A	TO			Blk	Stl				
vs North Carolina	11-22/04																											
vs Stanford	11-23/04																											
vs Chaminade	11-24/04																											
CALIFORNIA	11/27/04																											
at Utah State	12/01/04																											
at USC	12/04/04																											
BOISE STATE UNIVERSITY	12/08/04																											
vs Washington State University	12/11/04																											
UTAH STATE	12/18/04																											
NORTH CAROLINA STATE	12/21/04																											
at Weber State	12/23/04																											
SOUTHERN UTAH UNIVERSITY	12/28/04		3	0	1	.000	0	0	.000	0	0	.000	0	1	1	1.0	0	0	1	0	0	0	0	0	0	0	0.0	
SANTA CLARA	12/31/04																											
at Saint Mary's (CA)	01/04/05																											
SAN DIEGO STATE	01/08/05																											
MONTANA STATE-BILLINGS	01/11/05		6	1	1	1.000	1	1	1.000	0	0	.000	0	0	0	0.5	0	0	0	0	0	0	0	0	0	0	3	1.5
at Colorado State	1-15-05																											
at Wyoming	1-17-05																											
AIR FORCE	1-22-05																											
NEW MEXICO	01/24/05																											
UNIVERSITY OF UTAH	01/31/05		1	0	0	.000	0	0	.000	0	0	.000	1	0	1	0.7	0	0	0	0	0	0	0	0	0	0	1.0	
at UNLV	02/05/05																											
at SAN DIEGO STATE	02-07-05																											
WYOMING	02/12/05																											
COLORADO STATE	02/14/05																											
Totals			0	10	1	2	.500	1	1	1.000	0	0	.000	1	1	2	0.7	0	0	1	0	0	0	0	0	3	1.0	

Burgess vs. UNM (did not play in first meeting this year)
Burgess vs. AFA (did not play in first meeting this year)

CAREER HIGHS:
 POINTS: - 3 vs. MSU-Billings (2005)
 FG MADE: - 1 vs. MSU-Billings (2005)
 FG ATT: 1 vs. MSU-Billings (2005), vs. Southern Utah (2005)
 FG%: 1.000 (1-1) vs. MSU-Billings (2005)
 3FG MADE: - 1 vs. MSU-Billings (2005)
 3FG ATT: - 1 vs. MSU-Billings (2005)
 3FG%: - 1.000 (1-1) vs. MSU-Billings (2005)
 FT MADE: -
 FT ATT: -
 FT %: -
 REB: 1 vs. Southern Utah, vs. Utah (2005)
 ASSISTS: 1 vs. Southern Utah (2005)
 STEALS: -
 BLOCKS: -
 MINUTES: 3 vs. Southern Utah (2005)



TERRY NASHIF
 5-10 • 165 • senior • point guard
 Vancouver, Wash.

NOTING NASHIF: Did not play against Colorado State ... Came off the bench for 2 minutes vs. Wyoming and for three minutes at SDSU ... Played 2 minutes at UNLV ... He had 2 assists vs. Utah ... In BYU's win over New Mexico he logged a productive 12 minutes, contributing 3 points, 3 assists and 2 rebounds ... He did not play at Wyoming and vs. Air Force ... Has seven starts earlier in the year ... Played 5 minutes at CSU, going 0-3 with 1 rebound ... Scored a season-high 10 points in 11 minutes on 4-5 shooting vs. MSU-Billings and tied his career-high in steals with 3 ... Played season-low 2 minutes vs. SDSU ... Scored 5 points off the bench at Saint Mary's, including a clutch three when the Cougars were still in the game ... Made his seventh start in of the year against Washington State but played just six minutes ... Dished out a career-high 10 assists in 25 minutes of action off the bench at USC ... Had 8 points, a career-best 8 rebounds and 5 assists in career-most 31 minutes vs. California ... Started all three games at the Maui Invitational, averaging 4.7 points

and a team-leading 3.3 assists per game ... took a career-most 9 field goal attempts and 5 three-point attempts vs. Stanford ... also took 5 treys vs. Cal.

MORE ON NASHIF: Nashif is a solid floor leader with three years of reserve experience who earned the start at the point to begin the season ... He was the primary backup as a freshman and sophomore and played in 23 of 30 games last season as a junior ... He made seven starts in 76 appearances in his first three seasons ... A smart player and good distributor of the ball, he led BYU in assists (3.0) and ranked first among MWC players in Assist/TO Ratio during league games as a sophomore when he made six starts and saw his most extended playing time ... He can knock down the three-pointer and is an excellent ballhandler ... Last year he played a season-high 21 minutes and scored a season-high 6 points while adding 4 rebounds and 3 assists against Western Oregon ... He dished out a career-best 8 assists against Idaho State at the Cable Car Classic in 18 minutes ... As a sophomore matched up against UNLV's Marcus Banks, who went onto become an NBA first-round draft selection, Nashif had 2 blocks and 7 assists (1 turnover), adding 4 boards.

PERSONAL: Born July 1980 in Vancouver, Wash. ... parents are Bruce and Kathy Nashif ... ancestry comes from Lebanon ... served a mission for the Church of Jesus Christ of Latter-day Saints to Columbia, S.C., returning in July 2001 ... recruited by Harvard and Portland State ... engaged to marry Katie Williamson on Nov. 6, 2004 ... physical education major.

Terry Nashif – 2004-05 Game-by-Game

Opponent	Date	GS	Min	TOTAL			3PTS			REBOUNDS							Avg								
				FG	FGA	Pct	3FG	FGA	Pct	FT	FTA	Pct	Off	Def	Tot	Avg		PF	FO	A	TO	Blk	Stl	Pts	Avg
vs North Carolina	11-22-04	*	23	1	3	.333	1	3	.333	0	0	.000	0	1	1	1.0	1	0	4	8	0	1	3	3.0	
vs Stanford	11-23-04	*	30	2	9	.222	1	5	.200	2	2	1.000	0	1	1	1.0	4	0	1	3	0	1	7	5.0	
vs Chaminade	11-24-04	*	21	2	3	.667	0	0	.000	0	0	.000	0	4	4	2.0	2	0	5	1	1	1	4	4.7	
CALIFORNIA	11/27/04	*	31	3	8	.375	2	5	.400	0	0	.000	0	8	8	3.5	4	0	5	3	0	0	8	5.5	
at Utah State	12/01/04	*	10	0	0	.000	0	0	.000	0	0	.000	0	0	0	2.8	0	0	1	2	0	0	0	4.4	
at USC	12/04/04	*	25	0	4	.000	0	3	.000	0	0	.000	0	3	3	2.8	3	0	10	2	0	1	0	3.7	
BOISE STATE UNIVERSITY	12/08/04	*	17	0	2	.000	0	1	.000	1	2	.500	0	1	1	2.6	0	0	0	1	0	0	1	3.3	
vs Washington State University	12/11/04	*	6	0	1	.000	0	1	.000	0	0	.000	0	0	0	2.3	1	0	0	0	0	0	0	2.9	
UTAH STATE	12/18/04	*	12	0	2	.000	0	1	.000	0	0	.000	0	0	0	2.0	0	0	4	1	0	1	0	2.6	
NORTH CAROLINA STATE	12/21/04	*	8	0	2	.000	0	2	.000	0	0	.000	0	0	0	1.8	0	0	1	0	0	0	0	2.3	
at Weber State	12-23-04	*	6	0	0	.000	0	0	.000	0	0	.000	0	0	0	1.6	0	0	0	1	0	0	0	2.1	
SOUTHERN UTAH UNIVERSITY	12/28/04	*	9	0	1	.000	0	0	.000	0	0	.000	0	3	3	1.8	0	0	0	0	0	1	0	1.9	
SANTA CLARA	12/31/04	*	2	0	1	.000	0	1	.000	0	0	.000	0	0	0	1.6	0	0	0	0	0	0	0	1.8	
at Saint Mary's (CA)	01/04/05	*	17	2	6	.333	1	3	.333	0	0	.000	0	1	1	1.6	0	0	0	2	0	0	5	2.0	
SAN DIEGO STATE	01/08/05	*	2	0	0	.000	0	0	.000	0	0	.000	0	0	0	1.5	0	0	0	0	0	0	0	1.9	
MONTANA STATE-BILLINGS	01/11/05	*	11	4	5	.800	2	2	1.000	0	0	.000	0	2	2	1.5	0	0	2	1	0	3	10	2.4	
at Colorado State	1-15-05	*	5	0	3	.000	0	2	.000	0	0	.000	0	1	1	1.5	2	0	0	0	0	0	0	2.2	
at Wyoming	1-17-05	DNP - coach's decision																							
AIR FORCE	1-22-05	DNP - coach's decision																							
NEW MEXICO	01/24/05	*	12	0	1	.000	0	1	.000	3	4	.750	0	2	2	1.5	0	0	3	1	0	1	3	2.3	
UNIVERSITY OF UTAH	01/31/05	*	9	0	1	.000	0	0	.000	0	0	.000	0	0	0	1.4	0	0	2	1	0	0	0	2.2	
at UNLV	02/05/05	*	2	0	0	.000	0	0	.000	0	0	.000	0	0	0	1.4	0	0	0	0	0	0	0	2.1	
at SAN DIEGO STATE	02-07-05	*	3	0	0	.000	0	0	.000	0	0	.000	0	0	0	1.3	0	0	0	0	0	0	0	2.0	
WYOMING	02/12/05	*	2	0	0	.000	0	0	.000	0	0	.000	0	1	1	1.3	1	0	0	1	0	0	0	1.9	
COLORADO STATE	02/14/05	DNP - coach's decision																							
Totals			7	263	14	52	.269	7	30	.233	6	8	.750	0	28	28	1.3	18	0	38	28	1	10	41	1.9
Nashif vs. UNM (7 games, BYU record:5-2)			1	12.2	3	8	.375	1	3	.333	3	4	.750	1	11	12	1.7	2	0	16	2	0	2	10	1.4
Nashif vs. AFA (6 games, BYU record:4-2)			2	10.8	1	3	.333	0	1	.000	2	2	1.000	0	7	7	1.2	4	0	8	3	0	5	4	0.7

CAREER HIGHS:

POINTS: 11 at SDSU (2003)
 FG MADE: 4 vs. MSU-Billings (2005)
 FG ATT: 9 vs. Stanford (2005)
 FG%: 1.000 (3-3) at SDSU (2003)
 3FG MADE: 3 at SDSU (2003)
 3FG ATT: 5 vs. Sanford, Cal (2005)
 3FG%: 1.000 (3-3) at SDSU (2003)
 FT MADE: 6 vs. Rice
 FT ATT: 6 vs. CSUN (2002), Rice
 FT %: 1.000 (6-6) vs. Rice
 REB: 8 vs. California (2005)
 ASSISTS: 10 at USC (2005)
 STEALS: 3 vs. MSU-Billings (2005), at AFA (2004)
 BLOCKS: 2 vs. UNLV
 MINUTES: 31 vs. California (2005)

NASHIF PRIOR YEARS' STATS

YEAR	GP	GS	MIN	AVG	FG	FGA	PCT	3FG	FGA	PCT	FT	FTA	PCT	OFF	DEF	TOT	AVG	PF	FO	A	AVG	TO	BLK	STL	PTS	AVG
2001-02	21	0	60	2.9	1	3	.333	0	2	.000	9	12	.750	0	9	9	0.4	9	0	10	0.5	9	0	2	11	0.5
2002-03	32	6	470	14.7	21	61	.344	10	26	.385	17	23	.739	5	47	52	1.6	43	0	68	2.1	23	3	18	69	2.2
2003-04	23	1	171	7.4	6	22	.273	3	13	.231	7	9	.778	2	22	24	1.0	21	1	26	1.1	10	1	9	22	1.0
3-Year Totals	76	7	701	9.2	28	86	.326	13	41	.317	33	44	.750	7	78	85	1.1	73	1	104	1.3	42	4	29	102	1.3





BROCK REICHNER

6-4 • 205 • junior • guard
Provo, Utah

NOTING REICHNER: Has played in seven regular-season games, last appearing for three minutes against Utah ... Also played one minute vs. New Mexico ... He played five minutes at Wyoming, six minutes vs. MSU-Billings, two minutes at Saint Mary's, four minutes vs. Southern Utah and saw late action vs. Chaminade ... Saw first-half action for the first time this year at Wyoming ... Scored 4 points on 2-3 shooting and pulled down two rebounds, both career-highs, against MSUB ... He had 3 points, 1 rebound and 1 assist vs. SUU ... Played in one of two exhibitions, scoring 3 points vs. Calgary.

MORE ON REICHNER: Reichner unites with the Cougars this fall as a junior after being one of Salt Lake Community College's major contributors in 2004 ... The 6-foot-4 Reichner adds to BYU's backcourt a solid shooter and talented defender and rebounder ... Reichner played at the College of Eastern Utah and served a two-year mission for the Church of Jesus Christ of

Latter-day Saints before transferred to SLCC for his sophomore year where Reichner earned honorable mention honors, leading the SWAC in free throw shooting at 89 percent ... He averaged 10.5 points, 4.5 rebounds and 2.1 assists and earned Academic All-American honors.

PERSONAL: Reichner was born July 1981 in Rexburg, Idaho ... parents are Mark and Irene Reichner ... married to Chanell Rose, who was a member of the BYU women's basketball team (2000-2003) and is the daughter of BYU associate head coach Dave Rose ... youngest of three brothers and two sisters ... brother David played at Utah and is now an assistant coach at San Jose State ... served a two year mission for the Church of Jesus Christ of Latter-day Saints in Portugal Lisbon South mission from October 2000 to December 2002 ... international relations major.

Brock Reichner – 2004-05 Game-by-Game

Opponent	Date	GS	Min	TOTAL			3-PTS			REBOUNDS					PF	FO	A	TO	Blk	Stl	Pts	Avg			
				FG	FGA	Pct	3FG	FGA	Pct	FT	FTA	Pct	Off	Def									Tot	Avg	
vs North Carolina	11-22-04																								
vs Stanford	11-23-04																								
vs Chaminade	11-24-04			1	0	0	.000	0	0	.000	0	0	0	0.0	0	0	0	1	0	0	0	0.0			
CALIFORNIA	11-27-04																								
at Utah State	12-01-04																								
at USC	12-04-04																								
BOISE STATE UNIVERSITY	12-08-04																								
vs Washington State University	12-11-04																								
UTAH STATE	12-18-04																								
NORTH CAROLINA STATE	12-21-04																								
at Weber State	12-23-04																								
SOUTHERN UTAH UNIVERSITY	12-28-04			4	1	2	.500	1	2	.500	0	2	.000	1	0	1	0.5	0	0	0	0	3	15		
SANTA CLARA	12-31-04																								
at Saint Mary's (CA)	01-04-05			2	0	0	.000	0	0	.000	0	0	.000	0	0	0	0.3	0	0	0	0	0	10		
SAN DIEGO STATE	01-08-05																								
MONTANA STATE-BILLINGS	01-11-05			6	2	3	.667	0	0	.000	0	0	.000	0	2	2	0.8	2	0	0	0	0	18		
at Colorado State	1-15-05																								
at Wyoming Cowboys	1-17-05			5	0	0	.000	0	0	.000	0	0	.000	0	1	1	0.8	0	0	0	0	0	14		
AIR FORCE	1-22-05																								
NEW MEXICO	01-24-05			1	0	0	.000	0	0	.000	0	0	.000	0	0	0	0.7	0	0	0	0	0	12		
UNIVERSITY OF UTAH	01-31-05			3	0	0	.000	0	0	.000	0	0	.000	0	0	0	0.6	0	0	0	0	0	10		
at UNLV	02-05-05																								
at SAN DIEGO STATE	02-07-05																								
WYOMING	02-12-05																								
COLORADO STATE	02-14-05																								
Totals			0	22	3	5	.600	1	2	.500	0	2	.000	1	3	4	0.6	2	0	1	1	0	0	7	10

Reichner vs. UNM (1 game, BYU record: 1-0) 0 1.0 0 0 .000 0 0 .000 0 0 .000 0 0 0 0.0 0 0 0 0 0 0 0 0 0

Reichner vs. AFA (did not play in first meeting this year)

CAREER HIGHS:

POINTS: 4 vs. MSU-Billings (2005)
 FG MADE: 2 vs. MSU-Billings (2005)
 FG ATT: 3 vs. MSU-Billings (2005)
 FG %: .667 (2-3) vs. MSU-Billings (2005)
 3FG MADE: 1 vs. Southern Utah (2005)
 3FG ATT: 2 vs. Southern Utah (2005)
 3FG %: .500 (1-2) vs. SUU (2005)
 FT MADE: -
 FT ATT: 2 vs. Southern Utah (2005)
 FT %: .000 (0-2) vs. SUU (2005)
 REB: 2 vs. MSU-Billings (2005)
 ASSISTS: 1 vs. Southern Utah (2005)
 STEALS: -
 BLOCKS: -
 MINUTES: 6 vs. MSU-Billings (2005)





AUSTIN AINGE
6-2 • 180 • sophomore • point guard
Gilbert, Ariz.

NOTING AINGE: Second in the MWC in assists in league games (4.9 apg) and ranks third overall (4.1 apg) ... Leads the team in assists and second in scoring and steals ... Contributed 10 points, 6 rebounds and 5 assists against Colorado State ... Recorded 10 points, 4 rebounds and 3 assists vs. Wyoming ... Had 4 points, 3 assists and 2 rebounds at SDSU ... Scored 19 points, including 12 in overtime, to seal BYU's win at UNLV ... After going 1-for-19 over the prior three games, Ainge led BYU against Utah with 15 points on 5-8 shooting while adding five assists ... Tied career-best 8 assists with only 2 turnovers while grabbing 4 rebounds in 23 minutes vs. New Mexico ... Recorded 6 rebounds, 6 assists and 5 points against Air Force ... Had worst shooting night of the year at Wyoming, going 0-for-8 but contributed 4 rebounds, 3 assists, 2 steals and 2 points ... Scored career-best 25 points at CSU with new personal bests of 8 FG, 14 FGA and 5 3FG (tying 9 3FGA) while adding a

game-high 6 assists... Tied his career-high in assists with 8 against MSU-Billings along with contributing 10 points ... Logged career-most 38 minutes vs. SDSU with career-equaling 4 steals as well as 5 assists, 6 rebounds and 9 points ... Played 37 minutes vs. Santa Clara with 9 points, 7 rebounds, 7 assists and 2 steals ... His 7 rebounds was a career-high and his 7 assists was one shy of his career mark ... Made career-high 4 treys in 5 attempts vs. Southern Utah, scoring 14 points with 5 assists ... Played 34 minutes at Weber State with career-high 4 steals, along with 9 points, 4 rebounds and 3 assists ... In 32 minutes vs. NC State he dishing out a career-high 8 assists along with 9 points and 4 rebounds ... Got his second start of the year vs Utah State and scored a career-high 21 points on 6-of-9 shooting, including 3 treys, and 6-of-8 from the line ... Scored 16 points on 58 percent (7-12) shooting in 31 minutes against Washington State ... Came off the bench to dish out 5 assists while adding 14 points and 5 rebounds against Boise State ... Made his first start and scored 7 points on 2-2 shooting, including one three-pointer, at USC ... Scored 15 points at Utah State on Dec. 1 ... Played backup point minutes at the Maui Invitational, averaging 2.7 points and 1.0 assists ... Scored 6 points vs. North Carolina, going 2-of-3 from behind the extended three-point arc ... He played more minutes in each of the first three games this season than his game-high last year of 10 minutes.

MORE ON AINGE: Ainge has had the misfortune of being injured just prior to the start of the season the past two years ... He redshirted in 2002-03 and saw mostly limited action last year after returning ... He is a smart player and leader and a good three-point shooter ... A point guard with an excellent understanding of the game, he is the son of former BYU All-American, NBA All-Star, and Phoenix Suns head coach Danny Ainge, who is currently the executive director of basketball operations for the Boston Celtics ... Last year he missed the first nine games with an injury before making his college debut, hitting his only shot to score two points and grabbing one rebound in two minutes vs. Idaho State at the Cable Car Classic ... He saw his first extended playing time vs. CSU in Provo, logging a season-best 10 minutes, including first-half action for the first time, while scoring a season-best 6 points on 2-of-3 shooting and adding a season-high 2 assists ... also played 10 minutes at Air Force ... Appeared in eight games overall, averaging 1.3 points, 0.4 rebounds and 0.8 assists in 4.5 minutes per outing.

PERSONAL: Born September 1981.... parents are Danny and Michelle Ainge has three brothers and two sisters ... first cousin Erik Ainge is a freshman quarterback at Tennessee ... served mission for the Church of Jesus Christ of Latter-day Saints to the Dominican Republic ... married Crystal Bluth of Gilbert, Ariz., on April 26, 2003 ... international relations major.

Austin Ainge – 2004-05 Game-by-Game		TOTAL		3PTS		REBOUNDS																		
Opponent	Date	GS	Min	FG	FGA	Pct	3FG	FGA	Pct	FT	FTA	Pct	Off	Def	Tot	Avg	PF	FO	A	TO	Blk	Stl	Pts	Avg
vs North Carolina	11/22/04	18	23	3	667	2	3	667	0	0	0	0	0	1	1	10	1	0	1	4	0	1	6	6.0
vs Stanford	11/23/04	12	0	1	000	0	1	000	0	0	0	0	0	0	0	0.5	1	0	0	4	0	0	0	3.0
vs Chamaineade	11/24/04	14	1	3	333	0	1	000	0	0	0	0	4	4	1.7	3	0	2	3	0	0	2	2.7	
CALIFORNIA	11/27/04	9	0	2	000	0	1	000	2	2	1000	0	1	1	1.5	0	0	0	1	0	0	2	2.5	
at Utah State	12/01/04	30	6	13	462	3	9	333	0	0	0	0	2	2	1.6	1	0	3	4	0	2	15	5.0	
at USC	12/04/04	* 12	2	2	1000	1	1	1000	2	2	1000	0	0	0	1.3	1	0	2	5	0	1	7	5.3	
BOISE STATE UNIVERSITY	12/08/04	25	4	8	500	2	4	500	4	6	667	0	5	5	1.9	3	0	5	3	0	1	14	6.6	
vs Washington State University	12/11/04	31	7	12	583	2	6	333	0	0	0	0	2	2	1.9	1	0	4	1	0	0	16	7.8	
UTAH STATE	12/18/04	* 30	6	9	667	3	5	600	6	8	750	0	2	2	1.9	0	0	3	4	0	1	21	9.2	
NORTH CAROLINA STATE	12/21/04	* 32	3	10	300	1	3	333	2	2	1000	0	4	4	2.1	4	0	8	6	0	1	9	9.2	
at Weber State	12/23/04	* 34	4	9	444	1	3	333	0	0	0	0	1	3	4	2.3	2	0	3	1	0	4	9.2	
SOUTHERN UTAH UNIVERSITY	12/28/04	* 31	5	9	556	4	5	800	0	0	0	0	3	3	2.3	1	0	5	2	0	3	14	9.6	
SANTA CLARA	12/31/04	* 37	2	8	250	1	5	200	4	4	1000	0	7	7	2.7	1	0	7	5	0	2	9	9.5	
at Saint Mary's (CA)	01/04/05	* 19	3	7	429	0	2	000	0	0	0	0	1	1	2.6	4	0	2	6	0	2	6	9.3	
SAN DIEGO STATE	01/08/05	* 38	4	11	364	0	3	000	1	3	333	1	5	6	2.8	1	0	5	5	0	4	9	9.3	
MONTANA STATE-BILLINGS	01/11/05	* 23	3	5	600	2	3	667	2	2	1000	0	2	2	2.8	3	0	8	2	0	0	10	9.3	
at Colorado State	1-15-05	* 36	8	14	571	5	9	556	4	4	1000	2	1	3	2.8	4	0	6	2	0	2	25	10.2	
at Wyoming Cowboys	1-17-05	* 27	0	8	000	0	6	000	2	2	1000	1	3	4	2.8	0	0	3	2	0	2	2	9.8	
AIR FORCE	01/22/05	* 29	1	5	200	1	4	250	2	2	1000	2	4	6	3.0	1	0	6	5	0	0	5	9.5	
NEW MEXICO	01/24/05	* 23	0	6	000	0	4	000	0	0	0	0	4	4	3.1	4	0	8	2	0	1	0	9.1	
UNIVERSITY OF UTAH	01/31/05	* 32	5	8	625	1	3	333	4	5	800	0	0	2.9	1	0	5	3	0	1	15	9.3		
at UNLV	02/05/05	* 42	5	8	625	2	5	400	7	8	875	0	3	3	2.9	3	0	5	4	0	0	19	9.8	
at SAN DIEGO STATE	02-07-05	* 29	2	7	286	0	4	000	0	0	0	0	2	2	2.9	0	0	3	2	0	1	4	9.5	
WYOMING	02/12/05	* 36	3	8	375	2	5	400	2	3	667	0	4	4	2.9	3	0	3	3	0	0	10	9.5	
COLORADO STATE	02/14/05	* 37	4	14	286	1	5	200	1	2	500	3	3	6	3.0	0	0	5	5	0	0	10	9.6	
Totals		18	686	80	190	.421	34	100	.340	45	55	.818	10	66	76	3.0	43	0	102	84	0	29	239	9.6
Ainge vs. UNM (2 games, BYU record: 2-0)		1	14.5	0	6	.000	0	4	.000	0	0	.000	0	4	4	2.0	4	0	9	4	1	1	0	0.0
Ainge vs. AFA (2 games, BYU record: 0-2)		1	19.5	1	6	.167	1	5	.200	2	2	1.000	2	4	6	3.0	3	0	6	6	0	0	5	2.5

CAREER HIGHS:

POINTS: 25 at Colorado State (2005)

FG MADE: 8 at Colorado State (2005)

FG AT: 14 at Colorado St (2005)

FG%: .667 (6-9) vs. Utah State (2005)

3FG MADE: 5 at CSU (2005)

3FG AT: 9 at Utah State, at CSU (2005)

3FG%: .800 (4-5) vs. SUU (2005)

FT MADE: 7 at UNLV (2005)

FT AT: 8 vs. Utah State (2005)

FT%: 1.000 (4-4) vs. Santa Clara, at CSU (2005)

REB: 7 vs. Santa Clara (2005)

ASSTS: 8 vs. MSU-Billings, vs. NC State vs. UNM (2005)

STEALS: 4 at Weber State, vs. SDSU (2005)


BLOCKS: 1 vs. New Mexico (2004)

MIN: 42 at UNLV (2005)

AINGE PRIOR YEARS' STATS

YEAR	GP	GS	MIN	AVG	FG	FGA	PCT	3FG	FGA	PCT	FT	FTA	PCT	OFF	DEF	TOT	AVG	PF	FO	A	AVG	TO	BLK	STL	PTS	AVG
2003-04	8	0	36	4.5	4	8	.500	1	4	.250	1	2	.500	0	3	3	0.4	6	0	6	0.8	6	1	0	10	1.3





SAM BURGESS
 6-3 • 190 • sophomore • guard
 Alpine, Utah

NOTING BURGESS: Did not play against Colorado State, missing his first action in last 18 games ... Played 4 minutes, missing both three attempts, vs. Wyoming ... Recorded 1 steal in 4 minutes of action at SDSU ... Pulled down 1 rebound and recorded 1 assist in 3 minutes of action at UNLV ... Played 2 minutes against Utah, 8 minutes vs. New Mexico and 3 minutes against Air Force ... Played 14 minutes as the backup point guard at Wyoming, knocking down a trey and adding 2 rebounds, 1 assist and 1 steal ... Played mostly limited action the prior 10 outings after not playing in two games ... Had 1 assist in 4 minutes at CSU ... Played 18 minutes vs. MSU-Billings, adding 6 points and a career-high 4 assists ... Saw 12 minutes on the floor vs. Southern Utah, scoring 5 points ... Scored 5 points in 9 minutes vs. Utah State ... Played 4 minutes vs. Washington State at the Delta Center ... Scored 5 points in 12 minutes in his only start vs. California ... Scored 8 points with 3 rebounds, 3 blocks and 2 steals in season-high 26 minutes vs. Chaminade in BYU's win.

MORE ON BURGESS: Burgess is a 6-foot-3, 190-pound shooting guard who averaged 17.2 points per game during his one year at Snow College (Utah) prior to committing to BYU ... After playing at Snow, he left to serve a two-year mission for the Church of Jesus Christ of Latter-day Saints in Spokane, Wash., returning in May 2004 ... He is an excellent shooter and solid defender ... As a freshman prior to his mission and led the Scenic West Athletic Conference in three-point accuracy in 2001-02, making 49 percent (95-192) of his long range attempts while shooting 53 percent overall from the floor ... He shot 79 percent from the free throw line ... Burgess prepped at Lone Peak High School in Highland, Utah, where he was a first-team all-state athlete in three football, basketball and baseball.

PERSONAL: Born in November 1982, Burgess is a native of Alpine, Utah ... Parents are Andrew and Wealtha Burgess ... He is one of six children ... Two of his current teammates on BYU's team are his first cousins - brothers Joshua and David Burgess ... He served a two-year mission for the Church of Jesus Christ of Latter-day Saints in Spokane, Wash.

Sam Burgess – 2004-05 Game-by-Game

Opponent	Date	GS	Min	TOTAL			3PTS			REBOUNDS			Avg	PF	FO	A	TO	Blk	Stl	Pts	Avg				
				FG	FGA	Pct	3FG	3FGA	Pct	FT	FTA	Pct										Off	Def	Tot	
vs North Carolina	11-22-04		15	2	7	.286	0	2	.000	0	0	.000	0	1	1	1.0	4	0	0	2	0	4	4.0		
vs Stanford	11-23-04		8	0	3	.000	0	2	.000	0	0	.000	0	1	1	1.0	1	0	1	0	0	0	2.0		
vs Chaminade	11-24-04		26	3	11	.273	2	6	.333	0	0	.000	1	2	3	1.7	3	0	2	3	2	8	4.0		
CALIFORNIA	11-27-04	*	12	1	5	.200	1	4	.250	3	3	1.000	1	0	1	1.5	3	0	0	1	0	1	6	4.5	
at Utah State	12/01/04		9	1	2	.500	0	0	.000	0	0	.000	0	1	1	1.4	0	0	1	0	0	2	4.0		
at USC	12/04/04																								
BOISE STATE UNIVERSITY	12/08/04																								
vs Washington State University	12/11/04		4	0	0	.000	0	0	.000	0	0	.000	0	0	0	1.2	1	0	0	1	0	0	3.3		
UTAH STATE	12/18/04		9	2	5	.400	1	1	1.000	0	0	.000	0	0	0	1.0	2	0	0	0	0	1	5	3.6	
NORTH CAROLINA STATE	12/21/04		0	0	1	.000	0	1	.000	0	0	.000	0	1	1	1.0	0	0	0	0	0	0	3.1		
at Weber State	12-23-04		1	0	0	.000	0	0	.000	0	0	.000	0	0	0	0.9	0	0	0	0	0	0	2.8		
SOUTHERN UTAH UNIVERSITY	12/28/04		12	1	4	.250	1	3	.333	2	2	1.000	1	0	1	0.9	4	0	0	1	0	0	5	3.0	
SANTA CLARA	12/31/04		2	0	0	.000	0	0	.000	0	0	.000	0	0	0	0.8	1	0	0	0	0	0	2.7		
at Saint Mary's (CA)	01/04/05		6	0	2	.000	0	0	.000	0	0	.000	0	0	0	0.8	0	0	1	1	0	0	2.5		
SAN DIEGO STATE	01/08/05		2	0	1	.000	0	1	.000	0	0	.000	0	1	1	0.8	1	0	0	1	0	0	2.3		
MONTANA STATE-BILLINGS	01/11/05		18	1	4	.250	1	1	1.000	3	4	.750	1	2	3	0.9	4	0	4	2	0	3	6	2.6	
at Colorado State	1-15-05		4	0	0	.000	0	0	.000	0	0	.000	0	0	0	0.9	1	0	1	0	0	0	2.4		
at Wyoming Cowboys	1-17-05		14	1	2	.500	1	2	.500	0	0	.000	0	2	2	0.9	1	0	1	2	0	1	3	2.4	
AIR FORCE	01/22/05		3	0	0	.000	0	0	.000	0	0	.000	0	0	0	0.9	1	0	1	0	0	0	2.3		
NEW MEXICO	01/24/05		8	0	2	.000	0	1	.000	0	0	.000	0	1	1	0.9	1	0	1	1	0	0	2.2		
UNIVERSITY OF UTAH	01/31/05		2	0	0	.000	0	0	.000	0	0	.000	0	0	0	0.8	0	0	0	0	0	0	2.1		
at UNLV	02/05/05		3	0	0	.000	0	0	.000	0	0	.000	0	1	1	0.9	1	0	1	0	0	0	2.0		
at SAN DIEGO STATE	02-07-05		4	0	2	.000	0	1	.000	0	0	.000	0	0	0	0.8	0	0	0	0	0	1	1.9		
WYOMING	02/12/05		4	0	2	.000	0	2	.000	0	0	.000	0	0	0	0.8	1	0	0	0	0	0	1.8		
COLORADO STATE	02/14/05																								
Totals			1	166	12	53	226	7	27	259	8	9	889	4	13	17	0.8	30	0	10	16	3	9	39	1.8

Burgess vs. UNM (1 game, BYU record 1-0) 0 8.0 0 2 .000 0 1 .000 0 0 .000 0 1 1 1.0 1 0 1 1 0 0 0 0 0.0
Burgess vs. AFA (1 game, BYU record 1-0) 0 3.0 0 0 .000 0 0 .000 0 0 .000 0 0 0 0.0 1 0 0 1 0 0 0 0 0.0

CAREER HIGHS:

POINTS: 8 vs. Chaminade (2005)
 FG MADE: 3 vs. Chaminade (2005)
 FG ATT: 11 vs. Chaminade (2005)
 FG%: .500 (1-2) at Utah State, at Wyoming (2005)
 3FG MADE: 2 vs. Chaminade (2005)
 3FG ATT: 6 vs. Chaminade (2005)
 3FG%: 1.000 (1-1) vs. MSU-Billings (2005)
 FT MADE: 3 vs. MSU-Billings, vs. California (2005)
 FT ATT: 4 vs. MSU-Billings (2005)
 FT%: 1.000 (3-3) vs. Cal (2005)
 REB: 3 vs. MSU-Billings, vs. Chaminade (2005)
 ASSISTS: 4 vs. MSU-Billings (2005)
 STEALS: 3 vs. MSU-Billings (2005)
 BLOCKS: 3 vs. Chaminade (2005)
 MINUTES: 26 vs. Chaminade (2005)





JIMMY BALDERSON
 6-6 • 200 • sophomore • guard
 Magrath, Alberta, Canada

NOTING BALDERSON: Started the last eight games ... Recorded 8 points and 4 rebounds against Colorado State, the first time in five games he did not score in double-figures ... Scored team-high 11 points, his fourth straight double-figure outing, and tied career-best 7 rebounds vs. Wyoming, hitting 3-of-5 treys ... Had 14 points at SDSU ... Posted a career-high 23 points while going 5-9 from three-point range and tied his career-high with seven rebounds at UNLV ... Scored 13 points on 4-6 shooting, including 3-4 from three-point range against Utah ... Played 11 minutes vs. UNM without scoring and played a career-high 29 minutes against Air Force, scoring 5 points ... Started at Wyoming, recording 9 points and a season-high 4 rebounds ... Played four minutes at CSU, going 0-4 ... Was perfect from the field against MSU-Billings, going 3-3 and scoring 9 points ... scored 11 points in 14 minutes off the bench on 4-of-5 shooting vs. Southern Utah ... Played less than a minute at Weber State and did not play vs. NC State after starting the prior three games ... shot 2-of-15 from the floor in his three starts ... Recorded a career-high

22 points at USC on 6-12 shooting, including a career-best 5 three-pointers ... Scored 6 points on .500 shooting in 11-minute season debut at Utah State after coming out of redshirt year ... Sat out the first four games planning to redshirt after August return from his two-year LDS Church mission to the Marshall Islands.

MORE ON BALDERSON: Balderson is a 6-foot-6 guard who averaged 4.0 points per game and 1.5 rebounds per game as a freshman at BYU prior to serving a two-year mission for the Church of Jesus Christ of Latter-day Saints ... He returned in August ... A talented scorer, he has excellent range from the three-point arc and has good size. ... He plans to redshirt to allow time to get back into playing condition after his missionary service ... Balderson played in 27 of 30 games as a freshman reserve on BYU's 18-12 team that advanced to the second round of the NIT, logging 8.5 minutes per game while shooting .487 from the floor, .306 (11-of-36) on threes and .657 from the line ... His 48.7 percent shooting from the floor led all BYU perimeter players ... He was seventh on the team in scoring ... He appeared in all 14 league games, averaging 3.6 points and 1.3 rebounds in 8.3 minutes ... He scored double-digit points in three games ... He led BYU in scoring, rebounds and steals with season highs of 19 points, 7 rebounds and 3 steals in BYU's win over Fort Lewis College ... he totaled 14 points and 6 rebounds in a loss at Air Force and scored 11 points with 2 rebounds and a season-high 2 assists in a home win over Southern Utah ... He came off the bench cold in the closing moments of regulation at Pepperdine and promptly hit a three-pointer from the corner as time expired to send the game into overtime ... He scored in 21 of his 27 appearances and grabbed a rebound in 17 outings.

PERSONAL: Born August 1983 in Magrath, Alberta, Canada ... parents are Wes and Lorraine Balderson ... one of seven children, three boys ... oldest brother was Canadian Interuniversity Player of the Year in Canada as shooting guard, while other brother currently plays football at the University of Alberta and little sister Debbie currently plays basketball for Lethbridge Community College ... served a two-year mission for the Church of Jesus Christ of Latter-day Saints in the Marshall Islands speaking Marshallese ... Business Finance major.

Jimmy Balderson – 2004-05 Game-by-Game

Opponent	Date	GS	Min	TOTAL			3PTS			REBOUNDS				PF	FO	A	TO	Blk	Stl	Pts	Avg				
				FG	FGA	Pct	3FG	FGA	Pct	FT	FTA	Pct	Off									Def	Tot	Avg	
vs North Carolina	11-22/04			DNP - planned redshirt																					
vs Stanford	11-23/04			DNP - planned redshirt																					
vs Chaminade	11-24/04			DNP - planned redshirt																					
CALIFORNIA	11/27/04			DNP - planned redshirt																					
at Utah State	12/01/04		11	2	4	.500	1	3	.333	1	2	500	0	0	0	0.0	0	0	0	1	0	0	6	6.0	
at USC	12/04/04		25	6	12	.500	5	8	.625	5	7	.714	0	1	1	0.5	3	0	4	2	0	0	22	14.0	
BOISE STATE UNIVERSITY	12/06/04	*	18	1	6	.167	1	4	.250	0	0	.000	0	2	2	1.0	0	0	1	0	0	0	3	10.3	
vs Washington State University	12/11/04	*	15	0	4	.000	0	3	.000	0	0	.000	0	0	0	0.8	0	0	2	0	0	0	0	7.8	
UTAH STATE	12/18/04	*	10	1	5	.200	0	2	.000	0	0	.000	0	0	0	0.6	4	0	1	1	0	0	2	6.6	
NORTH CAROLINA STATE	12/21/04			DNP - coach's decision																					
at Weber State	12-23-04		0	0	0	.000	0	0	.000	0	0	.000	0	1	1	0.7	0	0	0	0	0	0	0	5.5	
SOUTHERN UTAH UNIVERSITY	12/28/04		14	4	5	.800	1	1	1.000	2	2	1.000	0	0	0	0.6	2	0	2	1	0	1	11	6.3	
SANTA CLARA	12/31/04		6	0	3	.000	0	1	.000	0	0	.000	0	1	1	0.6	0	0	0	0	0	0	0	5.5	
at Saint Mary's (CA)	01/04/05		6	0	2	.000	0	0	.000	0	0	.000	0	0	0	0.8	0	0	1	1	0	0	0	2.5	
SAN DIEGO STATE	01/08/05		6	1	2	.500	0	1	.000	0	0	.000	0	1	1	0.6	0	0	2	0	0	2	5.1		
MONTANA STATE-BILLINGS	01/11/05		16	3	3	1.000	0	0	.000	3	6	.500	0	3	3	0.8	0	0	2	2	0	1	9	5.5	
at Colorado State	1-15-05		4	0	4	.000	0	3	.000	0	0	.000	0	0	0	0.8	1	0	0	0	0	1	0	5.0	
at Wyoming Cowboys	1-17-05	*	23	2	4	.500	1	2	.500	4	6	.667	0	4	4	1.0	4	0	0	0	0	0	9	5.3	
AIR FORCE	01/22/05	*	29	2	5	.400	1	1	1.000	0	0	.000	0	2	2	1.1	1	0	2	1	0	0	5	5.3	
NEW MEXICO	01/24/05	*	11	0	4	.000	0	2	.000	0	0	.000	0	3	3	1.2	1	0	0	2	0	0	0	4.9	
UNIVERSITY OF UTAH	01/31/05	*	20	4	6	.667	3	4	.750	2	4	.500	1	1	2	1.3	3	0	0	1	0	1	13	5.4	
at UNLV	02/05/05	*	37	7	15	.467	5	9	.556	4	6	.667	2	5	7	1.6	1	0	3	3	0	0	23	6.5	
at SAN DIEGO STATE	02-07-05	*	33	4	9	.444	4	7	.571	2	5	.400	0	1	1	1.6	5	1	1	4	0	0	14	6.9	
WYOMING	02/12/05	*	28	4	7	.571	3	5	.600	4	3	1.7	1.8	5	1	0	4	0	0	3	11	7.1			
COLORADO STATE	02/14/05	*	33	3	8	.375	2	5	.400	0	0	.000	0	4	4	2.0	1	0	0	1	0	0	8	7.2	
Totals			11	346	45	108	.417	28	62	452	25	40	625	7	32	39	2.0	32	2	16	27	0	7	143	7.2
Balderson vs. UNM (3 games, BYU record: 2-1)			1	8.0	2	10	.200	0	4	.000	0	0	.000	0	5	5	1.7	3	0	0	3	0	0	4	1.3
Balderson vs. AFA (3 games, BYU record: 1-2)			1	22.3	8	18	.444	4	9	.444	4	6	.667	2	6	8	2.7	3	0	4	4	0	2	24	8.0


CAREER HIGHS:

POINTS: 23 at UNLV (2005)
 FG MADE: 8 vs. Fort Lewis (12/12/01)
 FG ATT: 15 at UNLV (2005)
 FG%: 1.000 (3-3) vs. MSUBillings (2005)
 3FG MADE: 5 at UNLV, at USC (2005)
 3FG ATT: 9 at UNLV (2005)
 3FG%: .750 (3-4) vs. Utah (2005)
 FT MADE: 5 at USC (2005)
 FT ATT: 7 at USC (2005)
 FT %: 1.000 (4-4) at AFA, UNLV (2001-02)
 REB: 7 vs. Wyoming, at UNLV (2005), vs. Fort Lewis (12/12/01)
 ASSTS: 4 at USC (2005)
 STEALS: 3 vs. Wyoming (2005) Fort Lewis (12/12/01)
 BLOCKS: 1 at Wyoming (2/28/02)
 MIN: 37 at UNLV (2005)

BALDERSON PRIOR YEAR TOTALS

YEAR	GP	GS	MIN	AVG	FG	FGA	PCT	3FG	FGA	PCT	FT	FTA	PCT	OFF	DEF	TOT	AVG	PF	FO	A	AVG	TO	BLK	STL	PTS	AVG
2001-02	27	0	229	8.5	37	76	.487	11	36	.306	23	35	.657	11	30	41	1.5	21	1	12	0.4	15	1	9	108	4.0





GARNER MEADS
 6-8 • 225 • sophomore • forward
 Salt Lake City, Utah

NOTING MEADS: Averages 4.3 rebounds, third on the team ... Missed the last three games due to leg injury and is questionable for Saturday's game at New Mexico ... Recorded 1 block in three minutes at UNLV in his last action ... Pulled down 4 rebounds while adding 4 points in 17 minutes against Utah ... Played 3 minutes off the bench vs. New Mexico after started against Air Force, scoring 6 points on 3-6 shooting in 27 minutes ... Recorded 3 points and 2 rebounds in 12 minutes at Wyoming ... Had 4 points and 4 rebounds in 18 minutes off the bench at CSU ... In his first start since Dec. 18, Meads recorded a career-high 11 rebounds against MSU-Billings ... Scored 5 points and grabbed 6 rebounds in 12 minutes vs. SDSU after missing the prior three games with a foot injury ... He missed two games earlier with an injured ankle ... After returning from the injured ankle, he had scored more than 4 points in a game only once (10 points at USC) in six outings

before scoring 10 points at Weber State in his last action prior to his recent foot injury ... shared team-high honors with 6 rebounds at Weber State ... Had 10 rebounds and two assists against Washington State ... also dished out a career-high two assists against Boise State, adding four points and three rebounds in 14 minutes ... Recorded a season-high 10 points with eight rebounds at USC ... Returned from injury at Utah State on Dec. 1, posting two blocked shots in 18 minutes ... Started the first two games but had to sit out the next two games after injuring his ankle against Stanford ... Averaged 5.5 points and team-best 7.0 rebounds over first two games.

MORE ON MEADS: Meads started 18 games, including 16 of the last 17 games, as a redshirt freshman in 2003-04 and showed promise of his abilities despite playing with injuries throughout much the year ... A heavily recruited McDonald's High School All-American, Meads entered his first year with BYU in 2000-01 after selecting the Cougars over Stanford and Utah, but suffered a punctured-lung injury the first week of practice and ended up deciding to red-shirt ... He left to serve a two-year LDS Church mission at the semester, splitting his redshirt season between the fall of 2000 and the winter of 2003 ... He is an outstanding student-athlete who will be looked to as a leader on and off the floor ... He can bang inside but also has a nice mid-range game and should be a key player for the Cougars as a sophomore ... Overall last year, he appeared in 29 of 30 games, averaging 4.2 points and 2.9 rebounds while shooting .540 from the floor and .644 from the line in 16 minutes per game ... He shot 59 percent in league games, which would have rated second among MWC players but he hadn't taken the minimum three shots per game ... He had four double-figure scoring games and one double-digit rebounding outing ... He played a career-best 34 minutes vs. SDSU, scoring a personal-best 19 points on 7-of-11 shooting, including an aggressive one-handed slam through traffic in transition, and added 8 rebounds. ... He recorded a double-double with 13 points and a season-best 10 rebounds vs. Wyoming in Provo, going 6-for-9 from the floor in 26 minutes ... He played well in BYU's upset over nationally ranked and eventual Final Four participant Oklahoma State with 7 rebounds, including a key offensive rebound, and 6 points while playing 26 minutes.

PERSONAL: Born September 1981 in Salt Lake City ... parents are Garner and LeeAnn Meads ... has three sisters and two brothers ... enjoys playing the piano, cars, Sony PlayStation, swimming, water skiing and snow skiing ... was the student body historian at Brighton High his senior year and class vice president as a sophomore ... exercise science major with a business minor.

Garner Meads – 2004-05 Game-by-Game

Opponent	Date	GS	Min	TOTAL			3PTS			REBOUNDS			PF	FO	A	TO	Blk	Stl	Pts	Avg					
				FG	FGA	Pct	3FG	FGA	Pct	FT	FTA	Pct									Off	Def	Tot	Avg	
vs North Carolina	11/22/04	*	22	1	6	.167	0	0	.000	0	0	.000	3	6	9	3	0	1	4	1	2	2	2.0		
vs Stanford	11/23-04	*	22	3	7	.429	0	0	.000	3	3	1.000	2	3	5	7	0	0	3	1	0	9	5.5		
vs Chaminade	11/24-04	DNP - Injury																							
CALIFORNIA	11/27-04	DNP - Injury																							
at Utah State	12/01/04	*	18	0	2	.000	0	0	.000	0	0	.000	1	1	2	5.3	3	0	0	3	2	0	0	3.7	
at USC	12/04/04	*	24	4	6	.667	0	0	.000	2	6	.333	5	3	8	6.0	3	0	1	1	0	1	10	5.3	
BOISE STATE UNIVERSITY	12/08/04	*	14	1	1	1.000	0	0	.000	2	2	1.000	0	3	3	5.4	4	0	2	1	0	0	4	5.0	
vs Washington State University	12/11/04	*	28	0	2	.000	0	0	.000	2	2	1.000	1	9	10	6.2	2	0	2	2	0	0	2	4.5	
UTAH STATE	12/18/04	*	23	2	5	.400	0	0	.000	0	0	.000	0	1	1	5.4	5	1	1	0	1	1	4	4.4	
NORTH CAROLINA STATE	12/21/04	*	15	1	3	.333	0	0	.000	2	2	1.000	1	0	1	4.9	2	0	0	0	0	1	4	4.4	
at Weber State	12/23-04	*	27	3	6	.500	0	1	.000	4	4	1.000	0	6	6	5.0	3	0	0	2	0	0	10	5.0	
SOUTHERN UTAH UNIVERSITY	12/28/04	DNP - Injury																							
SANTA CLARA	12/31/04	DNP - Injury																							
at Saint Mary's (CA)	01/04/05	DNP - Injury																							
SAN DIEGO STATE	01/08/05	*	12	2	3	.667	0	0	.000	1	2	.500	2	4	6	5.1	2	0	0	2	0	0	5	5.0	
MONTANA STATE-BILLINGS	01/11/05	*	21	3	7	.429	0	0	.000	1	2	.500	4	7	11	5.6	1	0	1	1	0	0	7	5.2	
at Colorado State	1-15-05	*	18	2	9	.222	0	0	.000	0	0	.000	2	2	4	5.5	2	0	0	0	0	1	4	5.1	
at Wyoming Cowboys	1-17-05	*	12	1	2	.500	0	0	.000	1	2	.500	0	2	2	5.2	2	0	0	2	0	1	3	4.9	
AIR FORCE	01/22/05	*	27	3	6	.500	0	0	.000	0	2	.000	0	1	1	4.9	1	0	0	1	0	0	6	5.0	
NEW MEXICO	01/24/05	*	3	0	0	.000	0	0	.000	0	0	.000	0	0	0	4.6	0	0	1	0	0	0	0	4.7	
UNIVERSITY OF UTAH	01/31/05	*	17	2	6	.333	0	0	.000	0	0	.000	3	1	4	4.6	1	0	0	1	1	0	4	4.6	
at UNLV	02/05/05	*	3	0	0	.000	0	0	.000	0	0	.000	0	0	0	4.3	2	0	0	1	1	0	0	4.4	
at SAN DIEGO STATE	02/07/05	DNP - Injury																							
WYOMING	02/12/05	DNP - Injury																							
COLORADO STATE	02/14/05	DNP - Injury																							
Totals			9	306	28	71	.394	0	1	.000	18	27	.667	24	49	73	4.3	40	1	9	24	7	7	74	4.4
Meads vs.UNM (3 games, BYU record: 2-1)			2	11.0	4	5	.800	0	0	.000	2	2	1.000	0	1	1	0.3	8	1	3	2	1	0	10	3.3
Meads vs. Air Force (3 games, BYU record: 1-2)			2	18.0	6	11	.545	0	0	.000	2	6	.333	2	4	6	2.0	6	0	0	3	0	0	14	4.7


CAREER HIGHS:

POINTS: 19 vs. SDSU (2004)
 FG MADE: 7 vs. SDSU (2004)
 FG ATT: 11 vs. SDSU (2004)
 FG%: .667 (6-9) vs. Wyoming (2004), at USC (2005)
 3FG MADE: -
 3FG ATT: 1 at Utah (2004), at Weber St. (2005)
 3FG%: .000 (0-1) at Utah (2004)
 FT MADE: 5 vs. Weber St., vs. SDSU (2004)
 FT ATT: 6 vs. Weber St. (2004), at USC (2005)
 FT %: 1.000 (5-5) vs. SDSU (2004)
 REB: 11 vs. MSU-Billings (2005)
 ASSISTS: 2 vs. Washington State, vs. Boise State (2005)
 STEALS: 2 at Wyoming, vs. Utah (2004), vs. UNC (2005)
 BLOCKS: 2 vs. Utah in Provo, vs. Utah at MWC (2004), at Utah State (2005)
 MINUTES: 34 vs. SDSU (2004)

MEADS PRIOR YEARS' STATS

YEAR	GP	GS	MIN	AVG	FG	FGA	PCT	3FG	FGA	PCT	FT	FTA	PCT	OFF	DEF	TOT	AVG	PF	FO	A	AVG	TO	BLK	STL	PTS	AVG
2003-04	29	18	465	16.0	47	87	.540	0	1	.000	29	45	.644	35	48	83	2.9	73	2	9	0.3	28	12	11	123	4.2





DEREK DAWES
6-11 • 275 • sophomore • center
Salt Lake City, Utah

NOTING DAWES: Second on the team with 5.0 rebounds per game ... Posted 3 points and 3 rebounds against Colorado State ... Recorded 5 points and 5 rebounds vs. Wyoming ... Had 5 rebounds, 2 points and 2 blocks at SDSU ... Was close to a double-double with 9 points and 9 rebounds at UNLV ... Posted 4 points and 2 rebounds in sixth start of the year against Utah ... Recorded first career double-double with 14 points and 10 rebounds in win over New Mexico ... Against the Lobos, he set career bests of 14 points, 6-of-7 (.857) shooting, and 4 blocks while tying career marks of 10 rebounds, 2 assists and 1 steal (made his steal after his only miss of the game to regain a Cougar possession) ... Grabbed one rebound and one block in 11 minutes vs. Air Force ... Scored a career-high 11 points at Wyoming off the bench ... Saw limited action the prior three games, not playing vs. MSU-Billings, due to a shoulder injury suffered at Saint Mary's ... Played 12 minutes at CSU with 2 rebounds and logged 8 minutes vs. SDSU with 3 rebounds ... Made fourth start at Saint Mary's, logging career-most 34 minutes ... He set personal bests of 4-for-6 shooting and tied his career-high 10 rebounds, while adding 9 points

vs. the Gaels ... He fouled out vs. Santa Clara, playing 18 minutes with 5 points and 5 rebounds ... Was one rebound shy of a double-double against Southern Utah tying career-high 10 points with nine rebounds in 18 minutes, while adding 2 blocks and 1 steal ... Took a career-most 11 FT attempts vs. SUU ... Made his second start of the season at Weber State, scoring 7 points while attempting a career-most 8 shots ... Scored 5 points with 3 rebounds in 18 minutes vs. NC State ... Despite having to play with a broken thumb, he made his first start of the season vs. Utah State with regular starter Jared Jensen ill with food poisoning (Dawes had 4 rebounds in 14 minutes) ... Played 25 minutes against Washington State, contributing 6 points and 7 rebounds ... Tied his season-high with 10 points, including a career-best 6-7 (.857) from the free-throw line, in 20 minutes at USC ... Had 4 points, career-best 3 blocks and 8 rebounds in 19 minutes vs California ... Seeing the first playing time since his freshman year in 2000-01, he achieved career-high totals of 10 points (vs. Chaminade) and 10 rebounds (vs. Stanford) during the Maui Invitational, averaging 5.0 ppg, 5.3 rpg during the three games coming off the bench.

MORE ON DAWES: Dawes was a redshirt in 2003-04 after returning from a two-year LDS Church mission in August ... One of the most sought-after centers in the West out of Cottonwood High School (Salt Lake City), where he averaged 19 points, 14 rebounds and 8 blocked shots per game his senior year ... He appeared in 23 of 33 games, with one start, as a freshman on BYU's 24-9 2001 MWC Championship team before leaving to serve a two-year mission ... He redshirted last year ... He is an active player who runs the floor well, is a good free-throw shooter and has range to the three-point arc ... He has good shot blocking ability ... He averaged 1.1 points and 2.0 rebounds in 6.7 minutes per game as a freshman ... shared team-high honors with a season-best 7 rebounds in season-opening win over Elon College, also adding a season-high 6 points on 3-5 shooting in 12 minutes ... Grabbed a rebound in 20 of 23 appearances despite some limited minutes.

PERSONAL: Born October 1981 in Salt Lake City ... parents are Larry and Susan Dawes ... has two younger siblings, Cassidy 21 and Kelsey 16 ... is an Eagle scout ... graduated from Cottonwood High School ... served two-year mission for the Church of Jesus Christ of Latter-day Saints in New Hampshire ... recruited by Ohio State, Arizona State, Florida and San Diego State ... pre-communications major.

Derek Dawes – 2004-05 Game-by-Game

Opponent	Date	GS	Min	TOTAL			3PTS			REBOUNDS			PF	FO	A	TO	Blk	Stl	Pts	Avg				
				FG	FGA	Pct	3FG	FGA	Pct	FT	FTA	Pct									Off	Def	Tot	
vs North Carolina	11-22/04	3	0	0	.000	0	0	.000	1	2	.500	0	0	0	0	0	0	1	0	1	10			
vs Stanford	11-23/04	16	2	4	.500	0	0	.000	0	0	.000	3	7	10	5.0	4	0	1	0	0	4	2.5		
vs Chaminade	11-24/04	19	4	7	.571	0	0	.000	2	2	1.000	0	6	6	5.3	1	0	1	2	1	1	10	5.0	
CALIFORNIA	11/27/04	19	2	7	.286	0	0	.000	0	0	.000	4	4	8	6.0	1	0	0	2	3	0	4	4.8	
at Utah State	12/01/04	10	0	0	.000	0	0	.000	0	2	.000	1	1	2	5.2	1	0	0	0	0	0	3.8		
at USC	12/04/04	20	2	4	.500	0	0	.000	6	7	.857	3	2	5	5.2	2	0	1	1	1	0	10	4.8	
BOISE STATE UNIVERSITY	12/08/04	14	1	3	.333	0	0	.000	0	1	.000	0	3	3	4.9	2	0	0	2	1	0	2	4.4	
vs Washington State University	12/11/04	25	1	1	1.000	0	0	.000	4	7	.571	3	4	7	5.1	1	0	1	2	0	6	4.6		
UTAH STATE	12/18/04	*	14	0	2	.000	0	0	.000	0	0	.000	0	4	4	5.0	3	0	0	2	1	0	4	4.1
NORTH CAROLINA STATE	12/21/04	18	2	3	.667	0	0	.000	1	1	1.000	0	3	4	8	1	0	1	0	0	5	4.2		
at Weber State	12-23-04	* 23	3	8	.375	0	0	.000	1	1	1.000	0	2	2	4.5	3	0	1	0	1	0	7	4.5	
SOUTHERN UTAH UNIVERSITY	12/28/04	18	2	6	.333	0	0	.000	6	11	.545	3	6	9	4.9	0	0	1	2	2	1	10	4.9	
SANTA CLARA	12/31/04	* 18	1	1	1.000	0	0	.000	3	3	1.000	0	5	5	4.9	5	1	1	1	1	0	5	4.9	
at Saint Mary's (CA)	01/04/05	* 34	4	6	.667	0	0	.000	1	1	1.000	3	7	10	5.3	2	0	3	0	0	9	5.2		
SAN DIEGO STATE	01/08/05	* 8	0	2	.000	0	0	.000	0	0	.000	2	1	3	5.1	2	0	0	0	0	0	4.9		
MONTANA STATE-BILLINGS	01/11/05				DNP - Injury																			
at Colorado State	1-15-05	12	1	4	.250	0	0	.000	0	0	.000	2	0	2	4.9	4	0	0	4	0	2	4.7		
at Wyoming Cowboys	1-17-05	23	4	9	.444	0	0	.000	3	5	.600	3	0	3	4.8	0	0	1	2	0	11	5.1		
AIR FORCE	01/22/05	11	0	1	.000	0	0	.000	0	0	.000	0	1	1	4.6	0	0	0	0	1	0	4.8		
NEW MEXICO	01/24/05	* 32	6	7	.857	0	0	.000	2	2	1.000	4	6	10	4.9	4	0	2	1	4	1	14	5.3	
UNIVERSITY OF UTAH	01/31/05	* 17	2	3	.667	0	0	.000	0	0	.000	1	1	2	4.8	5	1	0	2	0	1	4	5.2	
at UNLV	02/05/05	* 24	3	6	.500	0	0	.000	3	3	1.000	2	7	9	5.0	4	0	1	3	1	0	9	5.4	
at SAN DIEGO STATE	02-07-05	* 20	1	1	1.000	0	0	.000	0	0	.000	2	3	5	5.0	5	1	1	2	2	1	2	5.2	
WYOMING	02/12/05	* 20	1	6	.167	0	0	.000	3	4	.750	3	2	5	5.0	2	0	1	1	0	0	5	5.2	
COLORADO STATE	02/14/05	* 24	1	3	.333	0	0	.000	1	6	.167	1	2	3	4.9	3	0	0	0	0	0	3	5.1	
Totals		10	442	43	94	.457	0	0	.000	37	58	.638	40	77	117	4.9	55	3	10	33	23	5	123	5.1
Dawes vs. UNM (2 games, BYU record: 2-0)		1	19.5	6	8	.750	0	0	.000	2	2	1.000	6	6	12	6.0	6	0	2	2	4	1	14	7.0
Dawes vs. AFA (2 games, BYU record: 1-1)		0	6.0	0	2	.000	0	0	.000	0	0	.000	1	2	3	1.5	0	0	0	0	1	0	0	0.0

CAREER HIGHS:

POINTS: 14 vs. New Mexico (2005)
 FG MADE: 6 vs. New Mexico (2005)
 FG ATT: 9 at Wyoming (2005)
 FG %: .857 (6-7) vs. New Mexico (2005)
 3FG Made:
 3FG ATT: -
 3FG %: -
 FT MADE: 6 at USC, vs. Southern Utah (2005)
 FT ATT: 11 vs. SUU (2005)
 FT %: 1.000 (3-3) at UNLV (2005)
 REB: 10 vs. Stanford, at Saint Mary's, vs. New Mexico (2005)
 ASSISTS: 2 vs Wyoming (2001), vs. New Mexico (2005)
 STEALS: 1 vs San Diego St. (2001), vs. Chaminade, vs. SUU, vs. UNM (2005)
 BLOCKS: 4 vs. UNM (2005)
 MINUTES: 34 at Saint Mary's (2005)

DAWES PRIOR YEARS' STATS

YEAR	GP	GS	MIN	AVG	FG	FGA	PCT	3FG	FGA	PCT	FT	FTA	PCT	OFF	DEF	TOT	AVG	PF	FO	A	AVG	TO	BLK	STL	PTS	AVG
2000-01	23	1	155	6.7	8	22	.364	0	0	.000	10	15	.667	19	27	46	2.0	25	0	2	0.1	9	8	1	26	1.1





JARED JENSEN
 6-9 • 250 • senior • forward/center
 West Haven, Utah

NOTING JENSEN: Has made 44 of his last 71 field goal attempts (.620) and has made 36 of his last 43 free throws ... On the season he leads the team in field goal percentage, shooting .558 from the floor, and free throw percentage, making .831 from the line ... Fourth on the team averaging 8.0 points per game ... BYU is 5-1 this year when he takes at least 8 shots in a game ... Added 3 points and 3 rebounds against Colorado State as key spark off the bench in 17 minutes ... Contributed 6 points and 4 rebounds off the bench vs. Wyoming ... Had 3 points and 4 rebounds at SDSU ... Posted 3 points and 2 rebounds at UNLV ... Recorded 5 points and 3 rebounds in 17 minutes against Utah ... Did not play by coach's decision for the first time in his career vs. New Mexico (missed three games as a junior due to injury) ... Played limited minutes at Air Force, grabbing three rebounds and two points ... Had 4 points and 4 rebounds at Wyoming ... One point shy of a double-double at CSU while tying career-high 10 rebounds ... Led the team with 16 points against MSU-Billings and recorded 7 rebounds ... also grabbed 7 rebounds in two prior games vs. San Diego State and at Saint Mary's ... In the first 12 games of the season, he averaged 3.2 rebounds but over the last five games he is averaging 7.2

rebounds per game ... Scored career-high 23 points, going 7-of-9 from the floor and a career-best 9-for-9 (9 FTs also tied career-most) at the line, while tying a season-high 5 rebounds vs. Santa Clara ... Totaled 16 points at Weber State while setting new career marks in field goals made (8) and attempted (11) - also tying his career-high with 3 assists ... Scored 14 points vs. NC State playing a career-high 35 minutes after scoring a combined 4 points in the previous two games ... Did not start against Utah State due to illness (food poisoning) but played 10 minutes going 2-2 from the floor ... Recorded 13 points, going 7-8 from the free throw line, while posting five rebounds against Boise State ... Scored 12 points in 34 minutes vs. Cal ... Averaged team-leading 11.7 points at the Maui Invitational ... Led all players at the Maui Invitational with a .864 FG percentage, going 13-of-19 from the floor in three games.

MORE ON JENSEN: Jensen is an all-conference candidate who will play a much larger role as a senior with the departure of NBA lottery pick Rafael Araujo ... Jensen has played power forward much of the past two years with Araujo in the lineup but Jensen now has the opportunity to return to his more natural position at center ... He made 58 starts over his first three seasons ... Jensen earned All-MWC honorable mention in 2002-03 and MWC Co-Freshman of the Year honors in 2001-02 when he finished first in the Mountain West Conference with a team-leading 59.1 field goal percentage (sixth single-season best percentage in school history) ... A talented offensive player in the low-post, he can receive almost any entry pass with exceptionally soft hands ... He came to the Cougars as the most prized high school recruit from the state of Utah, earning the 2001 Deseret News Mr. Basketball Award, scoring 25.8 points and pulling down 13 rebounds per game at Fremont High School ... A smart player with a total understanding of the BYU's defensive scheme, he also finishes well when given the opportunity, shooting 58 percent from the floor over his first three seasons ... Last year Jensen appeared in 27 of 30 games, with 8 starts, and averaged 3.8 points and 2.1 rebounds while shooting .536 from the floor and .724 from the line in 12.1 minutes per game ... After missing three games - all BYU losses - due to a back sprain he suffered against Wyoming in Provo, Jensen returned and BYU went on a nine-game winning streak to finish the regular season with a second-place MWC placement ... The depth and defense he provided in the post was not always evident on a stat sheet but was demonstrated as BYU went 10-1 in MWC games with Jensen suited up and and 0-3 without him ... He went 14-17 (.824) from the line in MWC games ... He missed the first game of his career at Air Force after playing in 78 straight games for BYU ... In part due to injury, he saw more limited playing time as a junior, logging more than 20 minutes in a game only three times after averaging 20 minutes or better his first two years.

PERSONAL: Born March 1983 in Ogden, Utah ... parents are Arnold and Ruth Jensen ... married Shaylee P. Jensen in April 2004 in the Logan Temple ... started as a young child playing basketball with his parents ... recruited by Stanford, Utah, Weber State ... construction management major.

Jared Jensen - 2004-05 Game-by-Game

Opponent	Date	GS	Min	FG	FGA	Pct	3FG	FGA	Pct	FT	FTA	Pct	Off	Def	Tot	Avg	PF	FO	A	TO	Blk	Stl	Pts	Avg	
vs North Carolina	11-22-04	*	26	3	4	.750	0	0	.000	2	3	.667	0	3	3	3.0	4	0	1	1	0	1	8	8.0	
vs Stanford	11-23-04	*	24	4	7	.571	0	0	.000	3	5	.600	1	1	2	2.5	2	0	0	2	0	1	11	9.5	
vs Chamaine	11-24-04	*	25	6	8	.750	0	0	.000	4	4	1.000	4	1	5	3.3	4	0	0	3	0	0	16	11.7	
CALIFORNIA	11/27/04	*	34	4	10	.400	0	0	.000	4	5	.800	2	0	2	3.0	4	0	2	0	0	1	12	11.8	
at Utah State	12/01/04	*	32	3	6	.500	0	0	.000	2	2	1.000	0	4	4	3.2	4	0	1	0	0	2	8	11.0	
at USC	12/04/04	*	16	1	3	.333	0	0	.000	1	1	1.000	2	3	5	3.5	0	0	3	0	0	3	9.7		
BOISE STATE UNIVERSITY	12/08/04	*	25	3	9	.333	0	0	.000	7	8	.875	2	3	5	3.7	1	0	1	0	0	2	13	10.1	
vs Washington State University	12/11/04	*	6	0	1	.000	0	0	.000	0	0	.000	0	0	0	3.3	0	0	0	1	0	1	0	8.9	
UTAH STATE	12/18/04	*	10	2	2	1.000	0	0	.000	0	1	1.000	1	0	1	3.0	1	0	0	1	0	1	4	8.3	
NORTH CAROLINA STATE	12/21/04	*	35	4	6	.667	0	0	.000	6	6	1.000	1	2	3	3.0	3	0	0	3	0	0	14	8.9	
at Weber State	12-23-04	*	27	8	11	.727	0	0	.000	0	0	.000	2	3	5	3.2	4	0	3	0	0	0	16	9.5	
SOUTHERN UTAH UNIVERSITY	12/28/04	*	20	1	2	.500	0	0	.000	0	0	.000	0	3	3	3.2	3	0	0	2	0	0	2	8.9	
SANTA CLARA	12/31/04	*	34	7	9	.778	0	0	.000	9	9	1.000	3	2	5	3.3	4	0	1	3	0	0	23	10.0	
at Saint Mary's (CA)	01/04/05	*	25	1	3	.333	0	0	.000	0	0	.000	2	5	7	3.6	3	0	1	7	1	0	2	9.4	
SAN DIEGO STATE	01/08/05	*	31	3	4	.750	0	0	.000	4	4	1.000	4	3	7	3.8	1	0	0	1	0	1	10	9.5	
MONTANA STATE-BILLINGS	01/11/05	*	17	6	9	.667	0	0	.000	4	4	1.000	3	4	7	4.0	3	0	0	1	0	1	16	9.9	
at Colorado State	1-15-05	*	31	3	5	.600	0	0	.000	3	4	.750	3	7	10	4.4	4	0	0	1	1	1	9	9.8	
at Wyoming Cowboys	1-17-05	*	26	2	7	.286	0	0	.000	0	0	.000	2	2	4	4.3	4	0	1	1	1	0	4	9.5	
AIR FORCE	01/22/05	*	11	1	2	.500	0	0	.000	0	0	.000	1	2	3	4.3	0	0	0	1	0	0	2	9.1	
NEW MEXICO	01/24/05	DNP	- coaches decision																						
UNIVERSITY OF UTAH	01/31/05		14	1	3	.333	0	0	.000	3	5	.600	2	1	3	4.2	1	0	0	0	0	1	5	8.9	
at UNLV	02/05/05		15	1	2	.500	0	0	.000	1	4	.250	1	1	2	4.1	1	0	0	0	0	0	3	8.6	
at SAN DIEGO STATE	02-07-05		16	1	2	.500	0	0	.000	1	1	1.000	2	2	4	4.1	1	0	0	0	0	0	3	8.4	
WYOMING	02/12/05		20	1	4	.250	0	0	.000	4	4	1.000	1	3	4	4.1	4	0	0	0	0	0	6	8.3	
COLORADO STATE	02/14/05		17	1	1	1.000	0	0	.000	1	1	1.000	3	0	3	4.0	2	0	1	3	0	1	3	8.0	
Totals			18	537	67	120	.558	0	0	.000	59	71	.831	42	55	97	4.0	58	0	12	32	4	13	193	8.0
Jensen vs. UNM (6 games, BYU record 5-1)			4	23.2	20	29	.690	0	0	.000	19	24	.792	8	10	18	3.0	11	0	3	3	2	1	59	9.8
Jensen vs. AFA (6 games, BYU record 4-2)			3	14.0	10	16	.625	0	0	.000	21	23	.913	9	6	15	2.5	14	0	1	5	0	2	41	6.8

CAREER HIGHS:

POINTS: 23 vs. Santa Clara (2005)

FG MADE: 8 at Weber State (2005)

FG ATT: 11 at Weber State (2005)

FG%: 1.000 (6-6) vs. Rice

3FG MADE: -

3FG ATT: -

3FG%: -

FT MADE: 9 vs. SDSU, vs. Santa Clara (2005)

FT ATT: 12 vs. SDSU

FT %: 1.000 (9-9) vs. Santa Clara (2005)

REB: 10 (4 times) last at CSU (2005)

ASSISTS: 3 at San Diego State, at Weber St (2005)

STEALS: 2 (7 times) last vs. Boise State (2005)

BLOCKS: 2 (four times)

MINUTES: 35 vs. NC State (2005)

JENSEN PRIOR YEARS' STATS

YEAR	GP	GS	MIN	AVG	FG	FGA	PCT	3FG	FGA	PCT	FT	FTA	PCT	OFF	DEF	TOT	AVG	PF	FO	A	TO	BLK	STL	PTS	AVG	
2001-02	30	25	599	20.0	88	149	.591	0	0	.000	82	97	.845	50	56	106	3.5	73	3	6	0.2	27	13	18	258	8.6
2002-03	32	25	693	21.7	81	141	.574	0	0	.000	77	96	.802	39	66	105	3.3	99	6	14	0.4	32	9	8	239	7.5
2003-04	27	8	328	12.1	30	56	.536	0	0	.000	42	58	.724	20	38	58	2.1	58	1	5	0.2	24	8	2	102	3.8
3-Year Totals	89	58	1620	18.2	199	346	.575	0	0	.000	201	251	.801	109	160	269	3.0	230	10	25	0.3	83	30	28	599	6.8





CHRIS MILES
6-11 • 235 • freshman • forward
Provo, Utah

NOTING MILES: Posted a career-high 4 blocks while adding 3 points and 1 rebound against Colorado State ... Recorded 4 points and 6 rebounds, one off his season high, vs. Wyoming ... Had 4 rebounds, 3 assists, 2 blocks and one point at SDSU ... Scored 2 points and grabbed 3 rebounds in 8 minutes at UNLV ... Played 8 minutes against Utah and 7 minutes vs. New Mexico after not playing against Air Force ... Earned his fourth career start at Wyoming, but played only 3 minutes ... Started and grabbed a career-best 7 rebounds, including a personal-high 5 offensive boards, to go along with 8 points in 19 minutes at CSU ... Assisted in holding CSU's leading scorer Matt Nelson to just 11 points ... Recorded 7 points, 3 rebounds, a block and a steal in 16 minutes vs. MSU-Billings ... With Derek Dawes slowed by injuries, Miles made his second start vs. San Diego State, playing a career-most 25 minutes ... Had 8 points and tied career-high 5 rebounds but suffered 4-for-12 shooting ... Had tough outing at Saint Mary's, going 0-5 from the floor with 2 rebounds in

15 minutes ... Had career marks against Santa Clara of 12 points, 4 FG, 4 FT, 4 FTA and tied career-bests of 3 assists and 3 blocks while adding 3 rebounds in 17 minutes ... Played 14 minutes vs. Southern Utah, dishing out career-best 3 assists ... Made his first start, playing 14 minutes with 2 rebounds vs. NC State ... Logged career-best 22 minutes vs. Utah State while equaling a career-high 5 rebounds with a personal-best 3 blocks ... Recorded 2 blocks in 6 minutes against Boise State ... Contributed a career-high 4 points on 2-4 shooting in 8 minutes at USC, highlighted by taking a steal the length of the court for a slam dunk ... Played 18 minutes with 2 points, 1 rebound and 1 blocked shot vs. California ... Grabbed 5 rebounds in 7 minutes vs. North Carolina ... played only one minute vs. Chaminade, making both his free throw attempts to score his first points as a Cougar.

MORE ON MILES: Miles is Utah's two-time reigning 4A State MVP out of Timpview High School in Provo ... He was ranked as high as the No. 2 post player in the West ... He is an excellent shot-blocker and defender who runs the floor well ... He has worked hard during the summer and has the ability to be a significant contributor ... He averaged 14.9 points, 8.0 rebounds and 4.5 blocks for the Thunderbirds as a senior ... The repeat Deseret News 4A MVP finished his career at Timpview with nearly 300 blocks, second all-time in the Utah High School record book to former BYU and current NBA center Shawn Bradley.

PERSONAL: Miles is a native of Provo, Utah ...He was invited to the NBA Players Camp during the summer of 2003, where he was rated No. 47 among the nation's top high school players ... He was ranked as high as the No. 2 post player in the West ... Gonzaga, Utah State, Utah, Kansas, Oregon State, Connecticut, UCLA, Wyoming and Texas Tech also recruited Miles.

Chris Miles – 2004-05 Game-by-Game

Opponent	Date	GS	Min	TOTAL			3-PTS			REBOUNDS					PF	FO	A	TO	Blk	Stl	Pts	Avg			
				FG	FGA	Pct	3FG	FGA	Pct	FT	FTA	Pct	Off	Def									Tot		
vs North Carolina	11-22/04		7	0	1	.000	0	0	.000	0	0	0	0	0	0	0	0	0	0	0	0	0	0.0		
vs. Stanford	11-23-04		DNP - coach's decision																						
vs Chaminade	11-24-04		1	0	0	.000	0	0	.000	2	2	1.000	0	0	0	2.5	0	0	0	0	0	2	1.0		
CALIFORNIA	11/27/04		18	1	3	.333	0	0	.000	0	0	.000	0	1	1	2.0	0	0	0	1	1	0	2	1.3	
at Utah State	12/01/04		2	0	0	.000	0	0	.000	0	0	.000	0	1	1	1.8	0	0	0	0	0	0	1.0		
at USC	12/04/04		8	2	4	.500	0	0	.000	0	0	.000	1	1	2	1.8	1	0	0	0	0	1	4	1.6	
BOISE STATE UNIVERSITY	12/08/04		6	1	1	1.000	0	0	.000	0	0	.000	0	1	1	1.7	1	0	0	2	2	1	2	1.7	
vs Washington State University	12/11/04		9	1	1	1.000	0	0	.000	0	0	.000	1	1	2	1.7	1	0	1	1	0	0	2	1.7	
UTAH STATE	12/18/04		22	0	0	.000	0	0	.000	0	0	.000	2	3	5	2.1	3	0	0	0	3	0	0	1.5	
NORTH CAROLINA STATE	12/21/04	*	14	0	1	.000	0	0	.000	0	0	.000	0	2	2	2.1	2	0	0	2	1	0	0	1.3	
at Weber State	12-23-04		3	0	0	.000	0	0	.000	0	0	.000	0	0	0	1.9	2	0	0	0	0	0	0	1.2	
SOUTHERN UTAH UNIVERSITY	12/28/04		14	0	1	.000	0	0	.000	0	0	.000	0	1	1	1.8	2	0	3	0	0	0	0	1.1	
SANTA CLARA	12/31/04		17	4	7	.571	0	0	.000	4	4	1.000	2	1	3	1.9	4	0	3	0	3	0	12	2.0	
at Saint Mary's (CA)	01/04/05		15	0	5	.000	0	0	.000	0	0	.000	0	2	2	1.9	4	0	0	0	1	1	0	1.8	
SAN DIEGO STATE	01/08/05	*	25	4	12	.333	0	0	.000	0	0	.000	3	2	5	2.1	2	0	0	1	1	0	8	2.3	
MONTANA STATE-BILLINGS	01/11/05		16	3	10	.300	0	0	.000	1	2	.500	2	1	3	2.2	1	0	2	0	1	1	7	2.6	
at Colorado State	1-15-05	*	19	3	6	.500	0	0	.000	2	2	1.000	5	2	7	2.5	4	0	1	0	1	0	8	2.9	
at Wyoming Cowboys	1-17-05	*	3	0	2	.000	0	0	.000	0	0	.000	0	0	0	2.4	2	0	0	0	0	0	0	2.8	
AIR FORCE	1-22-05		DNP - coach's decision																						
NEW MEXICO	01/24/05		7	0	0	.000	0	0	.000	0	0	.000	0	1	1	2.3	1	0	0	2	0	0	0	2.6	
UNIVERSITY OF UTAH	01/31/05		8	0	2	.000	0	0	.000	0	0	.000	0	0	0	2.2	2	0	0	0	1	0	0	2.5	
at UNLV	02/05/05		8	1	2	.500	0	0	.000	0	0	.000	1	2	3	2.2	1	0	0	1	1	0	2	2.5	
at SAN DIEGO STATE	02-07-05		18	0	0	.000	0	0	.000	1	2	.500	3	1	4	2.3	3	0	3	1	2	0	1	2.4	
WYOMING	02/12/05		14	2	5	.400	0	0	.000	2	2	1.000	1	5	6	2.5	1	0	1	0	0	0	4	2.5	
COLORADO STATE	02/14/05		25	1	4	.250	0	0	.000	1	1	1.000	0	1	1	2.4	3	0	1	2	0	0	3	2.5	
Totals			4	279	23	67	.343	0	0	.000	11	15	.733	24	31	55	2.4	41	0	14	15	23	4	57	2.5

Miles vs. UNM (1 game, BYU record 1-0)
Miles vs. AFA (did not play in the first meeting)

CAREER HIGHS:

POINTS: 12 vs. Santa Clara (2005)
FG MADE: 4 vs. Santa Clara, vs. SDSU (2005)
FG ATT: 12 vs. SDSU (2005)
FG %: .571 (4-7) vs. Santa Clara (2005)
3FG MADE: -
3FG ATT: -
3FG %: -
FT MADE: 4 vs. Santa Clara (2005)
FT ATT: 4 vs. Santa Clara (2005)
FT %: 1.000 (4-4) vs. Santa Clara (2005)
REB: 7 at CSU (2005)
ASSISTS: 3 vs. Southern Utah, vs. Santa Clara, at SDSU (2005)
STEALS: 1 (4 times) last vs. MSU-Billings (2005)
BLOCKS: 4 vs. Colorado State (2005)
MINUTES: 25 vs. SDSU (2005)

5 PLAYERS SCORE IN DOUBLE FIGURES

12/28/04 vs. Southern Utah Ainge (14),
Rose (14), Hall (12), Balderson (11), Dawes (10)

6 PLAYERS SCORE IN DOUBLE FIGURES

1/11/05 vs. MSU-Billings 110-70 W, Jensen 16, Hall 14,
Rose 14, Ainge 10, Nashif 10, Young 10

A PLAYER RECORD A DOUBLE-DOUBLE

1/24/05 vs. New Mexico
Derek Dawes, 14 points, 10 rebounds

TWO PLAYERS RECORD A DOUBLE-DOUBLE

1/23/99 vs. CS Northridge
Mark Bigelow 23 points, 11 rebounds
Nathan Cooper 15 points, 10 rebounds

TWO DOUBLE-DIGIT REBOUNDS

12/30/03 at Santa Clara (Cable Car Classic)
Rafael Araujo-12, Jake Shoff-12

SIX PLAYERS HAD 5 OR MORE REBOUNDS

1/8/05 vs. San Diego State, Jensen-7, Hall-6, Rose-6,
Meads-6, Ainge-6, Miles-5

FIVE PLAYERS HAD 6 OR MORE REBOUNDS

1/8/05 vs. San Diego State, Jensen-7, Hall-6, Rose-6,
Meads-6, Ainge-6

TWO PLAYERS FOULED OUT

2/7/05 at SDSU
Balderson, Dawes

THREE OR MORE PLAYERS FOULED OUT

12/30/03 at Santa Clara (Cable Car Classic)
Araujo, Jensen, Shoff

A PLAYER EJECTED FROM THE GAME

11/23/02 vs. Kansas State
Travis Hansen (2 technical fouls)

A BYU PLAYER RECEIVED A TECHNICAL FOUL

1/31/05 vs. Utah - Chris Miles, Mike Hall

A BYU COACH RECEIVED A TECHNICAL FOUL

3/3/03 at UNM - Steve Cleveland

AN OPPONENT COACH RECEIVED A TECHNICAL FOUL

12/13/03 vs USC - USC coach Henry Bibby

AN OPPONENT PLAYER RECEIVED A TECHNICAL FOUL

1/31/05 vs. Utah - Bryant Markson

AT LEAST TWO PLAYERS SCORED 20+ POINTS

12/31/04 vs. Santa Clara
Mike Rose-26, Jared Jensen-23

THREE PLAYERS SCORED 20+ POINTS

1/16/03 vs. UNLV Rafael Araujo-22
Mark Bigelow-21; Travis Hansen-20

FOUR PLAYERS SCORED 20+ POINTS

1/13/79 vs. UNM D. Ainge-27; Scott Runia-25;
Devin Durrant-20; Alan Taylor-20.

TWO PLAYERS SCORED 25+ POINTS

3/1/01 at New Mexico
Terrell Lyday-26; Mekeli Wesley-25

A PLAYER SCORED 30+ POINTS

12/06/03 vs. Oklahoma State (at Delta Center)
Rafael Araujo-32

PLAYER ATTEMPTED 20 OR MORE FIELD GOALS

3/20/03 21, Travis Hansen vs. Connecticut (8-21)

A PLAYER WITH 5 STEALS

2/14/05 vs. Colorado State - Mike Hall

A PLAYER HAD DOUBLE-DIGIT ASSISTS

12/4/04 at USC
Terry Nashif - 10

A PLAYER MADE DOUBLE-DIGIT FREE THROWS

2/7/04 vs. UNLV
Mike Hall - 10-of-10

A PLAYER 100% AT FT LINE (MIN. 8 ATTS)

1/8/05 vs. SDSU - Mike Hall (8-8)

A PLAYER 100% FROM FLOOR (MIN. 5 ATTS)

1/02/03 vs. Pepperdine
Jake Shoff (6-6)

A PLAYER 100% ON TREYS (MIN. 3 ATTS)

2/7/05 at SDSU - Mike Hall (4-4)

DID NOT MAKE A TREY (266 STRAIGHT GAMES WITH 3)

11/22/96 vs. CS Fullerton (0-9)

LAST TIME OPPONENT DID NOT MAKE A TREY

12/14/02 Utah State (0-5)

BYU HAD SIX OR FEWER TURNOVERS

3/10/00 vs. Utah, 6

BYU COMMITTED 25-PLUS TURNOVERS

1/4/05 at Saint Mary's, 72-51 L (25)

BYU COMMITTED 11 OR LESS TEAM FOULS IN A GAME

12/7/00 vs. Florida International, 11

BYU SCORED 90 POINTS

12/8/04 vs. Boise State 90-77 W

BYU SCORED 100 POINTS

1/11/05 vs. MSU-Billings 110-70 W

BYU SCORED 110 POINTS

1/11/05 vs. MSU-Billings 110-70 W

BYU SCORED LESS THAN 50 POINTS IN A GAME

1/22/05 vs. Air Force 49-52 L

HELD OPPONENT TO LESS THAN 50 POINTS IN A GAME

2/14/05 vs. Colorado State 50-49 W

BYU SCORED LESS THAN 40 POINTS IN A GAME

2/3/97 @ New Mexico 32-74 L

HELD OPPONENT TO LESS THAN 40 POINTS IN A GAME

2/3/03 vs. Air Force 65-33 W

SHOT 60% FG

12/23/04 @ Weber State, (.604) won, 79-61

OPPONENT SHOT 60% FG

1/31/05 vs. Utah, 61.9 percent

SHOT 70% FG IN A HALF

12/31/04 vs. Santa Clara, (.727) 16-22

DID NOT MISS A 2-POINT ATTEMPT IN A HALF

2/23/04 vs. Air Force, 13-13 inside the arc, (14-17, .824
overall)

SHOT 100% FT

1/4/05 @ Saint Mary's 3-for-3

SHOT 90% FT

12/31/04 vs. Santa Clara 91.7 percent 33-for-36

SHOT LESS THAN 50% FT

2/14/05 vs. Colorado State 47.1 percent (8-17)

SHOT 60% THREE-POINTERS

1/11/05 vs. MSU-Billings, 62.5 percent 10-for-16

SHOT 70% THREE-POINTERS

1/16/93 @ Air Force 73.3 percent 11-for-15

OPPONENT SCORED LESS THAN 20 POINTS IN FIRST HALF

1/8/05 SDSU, 19 (BYU led 28-19)

SCORED LESS THAN 20 POINTS IN THE FIRST HALF

11/22/04 vs. North Carolina, 18 (trailed 18-48)
12/21/04 vs. NC State, 18 (trailed 18-40)

SCORED LESS THAN 20 POINTS IN THE SECOND HALF

1/15/00 vs. Utah, 19

SCORED OVER 50 POINTS IN FIRST HALF

1/11/05 vs. MSU-Billings, 57

SCORED OVER 50 POINTS IN SECOND HALF

1/11/05 vs. MSU-Billings, 53

SCORED OVER 60 POINTS IN FIRST HALF

2/25/93 vs. Sacramento St. 62

SCORED OVER 60 POINTS IN SECOND HALF

12/28/95 vs. Morgan St. 61

ALLOWED OVER 50 POINTS IN A HALF

12/23/03 at Utah State - 51 (first half)

WON BY 50 POINTS

2/25/93 vs. Sacramento State (50) 128-78 W

WON BY 40 POINTS

1/11/05 vs. MSU-Billings (40) 110-70 W

WON BY 30 POINTS

12/10/03 vs. Western Oregon (36) 92-56 W

WON BY 25 POINTS

12/28/04 vs. SUU (25) 77-52 W

LOST BY 35-plus POINTS

11/22/04 vs. North Carolina (36) 86-50 L

LOST BY 25 POINTS

1/7/04 @ NC State (27) 89-62 L

PLAYED OVERTIME GAME

2/5/05 at UNLV, 82-72 W

WON GAME IN SINGLE OVERTIME

2/5/05 at UNLV, 82-72 W

LOST IN OVERTIME

3/14/03 vs. CSU at MWC 80-86 L

PLAYED A DOUBLE OT GAME

3/5/88 vs. UTEP 80-83 L 2OT

PLAYED A TRIPLE OT GAME

2/28/98 @ UTEP 76-75 W 3OT

WON 15 STRAIGHT GAMES

1987-88 (17)

WON 10 STRAIGHT GAMES

1992-93 (13)

WON 9 STRAIGHT GAMES

2003-04

WON 6 STRAIGHT GAMES

2003-04 (twice)

LOST 3 STRAIGHT GAMES

2004-05 (three times)

vs. California, @ Utah State, @ USC
vs. Wash St., Utah State, NC State
@Colorado State, @ Wyoming, vs. Air Force

LOST 4 STRAIGHT GAMES

1998-99 Fresno St., @ UTEP, @ UNM, Utah

LOST 5 STRAIGHT

1997-98 (9)

LOST 10 STRAIGHT GAMES

1996-97 (21) - school record

WENT TO AN NCAA GAME

3/18/04 vs. Syracuse 75-80 L

WON AN NCAA GAME

3/18/93 vs. SMU 80-71 W
Then lost to Kansas 76-90 in second round

WON TWO NCAA GAMES

1980-81 Princeton 60-51, UCLA 78-55, Notre Dame 51-
50 Then lost to Virginia 60-74 L

WON THREE NCAA GAMES

Same as above

WON FOUR NCAA GAMES

Never

PLAYED IN THE NIT

2001-2002 Season

WON AN NIT GAME

3/14/02 vs. UC Irvine 78-55 W

WON TWO NIT GAMES

1999-00 Bowling Green 81-54, So. Illinois 82-57
Then lost to Notre Dame in quarterfinals

WON THREE NIT GAMES

1965-66 NIT CHAMPIONS
1950-51 NIT CHAMPIONS

WON CONFERENCE TOURNEY

2000-01

WON CONFERENCE REGULAR SEASON

2002-03 Tied with Utah

WON CONFERENCE REGULAR SEASON OUTRIGHT

1987-88

APPEARED ON ESPN

1/31/05 vs. Utah, 72-58 L

APPEARED ON ESPN 2

11/22/04 vs. North Carolina, 86-50 L

APPEARED ON ESPN+PLUS

2/5/05 @ UNLV, 82-72 W

APPEARED ON CBS

3/15/03 vs. Syracuse 75-80 L

APPEARED ON ABC

1/22/05 vs. Air Force, 49-52 L

WAS RANKED IN THE TOP-25 AP POLL

March 8, 1993 - Ranked 25th

FINISHED SEASON RANKED IN THE TOP-25 POLL

1987-88 Season 19th (AP), 17th (UPI)

BYU vs. Boise State - Game #7

12/08/04 7:05 p.m. at Provo, UT
VISITORS: Boise State University 4-3, O-O WAC
Player stats table with columns for #, Player, fg, fga, ft, fta, of, de, re, pf, tp, a, to, blk, s, min.

HOME TEAM: Brigham Young 2-5, O-O MWC
Player stats table with columns for #, Player, fg, fga, ft, fta, of, de, re, pf, tp, a, to, blk, s, min.

TOTAL FG% 1st Half: 13-29 44% 2nd Half: 17-45 37% Game: 40% DEADBALL
3-Pt. FG% 1st Half: 5-12 41% 2nd Half: 5-16 31% Game: 35% REBOUNDS
F Throw % 1st Half: 0-2 .000 2nd Half: 7-11 .636 Game: 53% 1

Officials: Scott Thornley, Mark Whitehead, Eddie Jackson
Technical fouls: Boise State University-None. Brigham Young-None.
Attendance: 8619
Score by Periods 1st 2nd Total
Boise State University 31 46 77
Brigham Young 39 51 90

Points in the paint-BOISE 18.BY 27. Points off turnovers-BOISE 15.BY 19.
2nd chance points-BOISE 16.BY 17. Fast break points-BOISE 4.BY 12.
Bench points-BOISE 21.BY 48. Score tied-4 times. Lead changes-4 times.

BYU vs. Washington St. (Delta Crest) - Game #8

12/11/04 4:00 PM at Delta Crest, Salt Lake City, UT
VISITORS: Washington State University 4-3, O-O Pac-10
Player stats table with columns for #, Player, fg, fga, ft, fta, of, de, re, pf, tp, a, to, blk, s, min.

TOTAL FG% 1st Half: 7-22 31.8% 2nd Half: 9-27 33.3% Game: 32.7% DEADBALL
3-Pt. FG% 1st Half: 3-7 42.9% 2nd Half: 1-2 50.0% Game: 52.6% REBOUNDS
F Throw % 1st Half: 1-3 33.3% 2nd Half: 6-8 75.0% Game: 63.6% 2

HOME TEAM: Brigham Young 2-5, O-O MWC
Player stats table with columns for #, Player, fg, fga, ft, fta, of, de, re, pf, tp, a, to, blk, s, min.

Officials: Jim Danner, Tim Gabutoero, Bill Gracey
Technical fouls: Washington State University-None. Brigham Young-None.
Attendance: 10293
Score by Periods 1st 2nd Total
Washington State University 18 31 49
Brigham Young 25 21 46

Points in the paint-WASHST 6.BY 18. Points off turnovers-WASHST 4.BY 13.
2nd chance points-WASHST 6.BY 1. Fast break points-WASHST 0.BY 6.
Bench points-WASHST 21.BY 41. Score tied-3 times. Lead changes-4 times.

BYU vs. Utah State - Game #9

12/18/04 7:05 at Marriott Center, Provo, Utah
VISITORS: Utah State 7-2
Player stats table with columns for #, Player, fg, fga, ft, fta, of, de, re, pf, tp, a, to, blk, s, min.

HOME TEAM: Brigham Young 2-7
Player stats table with columns for #, Player, fg, fga, ft, fta, of, de, re, pf, tp, a, to, blk, s, min.

TOTAL FG% 1st Half: 14-29 48.3% 2nd Half: 16-30 53.3% Game: 50.8% DEADBALL
3-Pt. FG% 1st Half: 5-10 50.0% 2nd Half: 4-13 30.8% Game: 50.8% REBOUNDS
F Throw % 1st Half: 8-9 88.9% 2nd Half: 7-15 46.7% Game: 62.5% 2

Officials: Ronnie Hernandez, Shawn Lehigh, Michael Inring
Technical fouls: Utah State-None. Brigham Young-None.
Attendance: 11610
Score by Periods 1st 2nd Total
Utah State 41 43 84
Brigham Young 27 35 62

Points in the paint-UTAHST 38.BY 22. Points off turnovers-UTAHST 15.BY 9.
2nd chance points-UTAHST 20.BY 11. Fast break points-UTAHST 8.BY 4.
Bench points-UTAHST 11.BY 31. Score tied-1 time. Lead changes-0 times.

BYU vs. North Carolina State - Game #10

12/21/04 7:06 pm at Provo, UT
VISITORS: North Carolina State 9-1
Player stats table with columns for #, Player, fg, fga, ft, fta, of, de, re, pf, tp, a, to, blk, s, min.

TOTAL FG% 1st Half: 17-33 51.5% 2nd Half: 11-27 40.7% Game: 46.7% DEADBALL
3-Pt. FG% 1st Half: 3-5 60.0% 2nd Half: 2-13 15.4% Game: 17.9% REBOUNDS
F Throw % 1st Half: 3-5 60.0% 2nd Half: 8-11 72.7% Game: 68.8% 2

HOME TEAM: Brigham Young 2-8
Player stats table with columns for #, Player, fg, fga, ft, fta, of, de, re, pf, tp, a, to, blk, s, min.

Officials: David Hall, Scott Thornley, Randy McCall
Technical fouls: North Carolina State-None. Brigham Young-None.
Attendance: 9390
Score by Periods 1st 2nd Total
North Carolina State 40 32 72
Brigham Young 18 43 61

Points in the paint-NCSU 24.BY 18. Points off turnovers-NCSU 16.BY 7.
2nd chance points-NCSU 11.BY 5. Fast break points-NCSU 6.BY 10.
Bench points-NCSU 17.BY 18. Score tied-0 times. Lead changes-0 times.

BYU @ Weber State - Game #11

12/23/04 7:05pm at Dee Events Center - Ogden, Utah
VISITORS: Brigham Young University 3-8
Player stats table with columns for #, Player, fg, fga, ft, fta, of, de, re, pf, tp, a, to, blk, s, min.

HOME TEAM: Weber State 4-6
Player stats table with columns for #, Player, fg, fga, ft, fta, of, de, re, pf, tp, a, to, blk, s, min.

TOTAL FG% 1st Half: 19-28 67.9% 2nd Half: 13-25 52.0% Game: 60.4% DEADBALL
3-Pt. FG% 1st Half: 4-6 66.7% 2nd Half: 2-5 40.0% Game: 54.5% REBOUNDS
F Throw % 1st Half: 0-0 0.0% 2nd Half: 9-9 100% Game: 100% 0

Officials: Brian Shelley, Eric Curry, Chris Restatter
Technical fouls: Brigham Young University-None. Weber State-None.
Attendance: 7043
Score by Periods 1st 2nd Total
Brigham Young University 42 37 79
Weber State 28 33 61

Points in the paint-BY 42.WEBERST 28. Points off turnovers-BY 21.WEBERST 4.
2nd chance points-BY 10.WEBERST 10. Fast break points-BY 6.WEBERST 0.
Bench points-BY 10.WEBERST 17. Score tied-0 times. Lead changes-0 times.

BYU vs. Southern Utah - Game #12

12/26/04 7:05 at Marriott Center, Provo, Utah
VISITORS: Southern Utah University 6-4
Player stats table with columns for #, Player, fg, fga, ft, fta, of, de, re, pf, tp, a, to, blk, s, min.

TOTAL FG% 1st Half: 8-24 33.3% 2nd Half: 9-23 39.1% Game: 36.2% DEADBALL
3-Pt. FG% 1st Half: 3-8 37.5% 2nd Half: 3-7 42.9% Game: 40.0% REBOUNDS
F Throw % 1st Half: 5-6 83.3% 2nd Half: 7-11 63.6% Game: 70.6% 5

HOME TEAM: Brigham Young 4-8
Player stats table with columns for #, Player, fg, fga, ft, fta, of, de, re, pf, tp, a, to, blk, s, min.

Officials: Bill Gracey, Stanley Reynolds, Lormie Dixon
Technical fouls: Southern Utah University-None. Brigham Young-None.
Attendance: 10293
Score by Periods 1st 2nd Total
Southern Utah University 24 28 52
Brigham Young 30 47 77

Points in the paint-SUU 16.BY 24. Points off turnovers-SUU 9.BY 20.
2nd chance points-SUU 7.BY 13. Fast break points-SUU 4.BY 6.
Bench points-SUU 19.BY 29. Score tied-7 times. Lead changes-5 times.



BYU vs. Colorado State – Game #25

02/14/05 8:05 PM at Marriott Center, Provo, UT

VISITORS: Colorado State 9-14, 1-9

##	Player	tot:fg		3pt		rebounds					pf	tp	a	to	blk	s	min	
		fg	fga	fg	fga	ft	fta	of	de	tot								
42	WILLIAMS, Matt	f	4	6	0	0	0	0	0	2	2	3	8	1	3	0	0	29
54	NELSON, Matt	f	4	14	0	0	2	2	5	7	12	2	10	2	4	3	0	35
30	CREASIN, Stuart	c	4	8	0	0	3	5	1	6	3	11	0	1	0	0	25	
01	MORRIS, Sean	g	3	7	2	4	0	0	0	2	2	3	8	4	6	0	3	27
32	MORRIS, Micheal	g	1	7	0	1	4	4	3	4	7	1	6	1	2	1	2	34
10	RAKIECKI, Jon	0	5	0	5	2	3	1	3	4	2	2	1	3	0	1	27	
11	THOMASSON, Phillip	0	0	0	0	0	0	0	0	0	0	1	0	0	0	0	4	
14	SMITH, Jason	2	5	0	0	0	0	2	3	5	3	4	0	0	2	0	16	
21	PATTERSON, Andrew	0	0	0	0	0	0	0	0	0	0	1	0	1	0	0	3	
34	VERWEERS, Stephen	0	0	0	0	0	0	0	0	0	0	1	0	0	0	0	0+	
TEAM																		
Totals.....		18	52	2	10	11	14	19	23	42	20	49	10	19	6	6	200	

TOTAL FG%	1st Half: 8-22 36.4%	2nd Half: 10-30 33.3%	Game: 34.6%	DEADBALL
3-PT FG%	1st Half: 1-2 50.0%	2nd Half: 1-8 12.5%	Game: 20.0%	REBOUNDS
F Throw %	1st Half: 4-5 80.0%	2nd Half: 7-9 77.8%	Game: 78.6%	1

HOME TEAM: Brigham Young 9-16, 3-7

##	Player	tot:fg		3pt		rebounds					pf	tp	a	to	blk	s	min	
		fg	fga	fg	fga	ft	fta	of	de	tot								
01	HALL, Mike	f	5	10	2	4	4	5	0	2	2	1	16	2	3	0	5	38
03	YOUNG, Keene	f	2	5	0	0	1	4	0	4	3	4	0	0	0	0	13	
43	DAWES, Derek	c	1	3	0	0	1	6	1	2	3	3	0	0	0	0	24	
13	AINCE, Austin	g	4	14	1	5	1	2	3	3	6	0	10	5	5	0	37	
23	BALDERSON, Jimmy	g	3	8	2	5	0	0	0	4	4	1	8	0	1	0	33	
02	ROSE, Mike	1	3	1	3	0	1	0	2	2	2	3	0	0	0	2	13	
52	JENSEN, Jared	1	1	0	0	1	1	3	0	3	2	3	1	3	0	1	17	
54	MILES, Chris	1	4	0	0	1	1	0	1	1	3	3	1	2	4	0	25	
TEAM																		
Totals.....		18	48	6	17	8	17	13	17	30	15	50	9	14	4	8	200	

TOTAL FG%	1st Half: 10-30 33.3%	2nd Half: 8-18 44.4%	Game: 37.5%	DEADBALL
3-PT FG%	1st Half: 3-11 27.3%	2nd Half: 3-8 50.0%	Game: 35.3%	REBOUNDS
F Throw %	1st Half: 4-5 80.0%	2nd Half: 4-12 33.3%	Game: 47.1%	3

Officials: Steve Welmer; Tom O'Neill, Jim Stupin

Technical fouls: Colorado State-None, Brigham Young-None.

Attendance: 8481

Score by Periods	1st	2nd	Total
Colorado State	21	28	49
Brigham Young	27	23	50

With the win, BYU coach Steve Cleveland moves into fourth on BYU's all-time victory list, passing Frank Arnold (1975-83)

Points in the paint-CS 18, BY 16. Points off turnovers-CS 13, BY 20.
2nd chance points-CS 21, BY 8. Fast break points-CS 0, BY 6.
Bench points-CS 6, BY 9. Score tied-5 times. Lead changes-3 times.

2004-05 BYU Season Stats
BYU Cougars Combined Team Statistics (as of Feb 15, 2005)
All games

RECORD :	OVERALL	HOME	AWAY	NEUTRAL
ALL GAMES	(9-16)	(6-7)	(2-6)	(1-3)
CONFERENCE	(3-7)	(2-4)	(1-3)	(0-0)
NON-CONFERENCE	(6-9)	(4-3)	(1-3)	(1-3)

## Player	GP-GS	Min--Avg	---TOTAL---		---3-PTS---		FT-FTA	Pct	---REBOUNDS---				PF	FO	A	TO	Blk	Stl	Pts	Avg
			FG-FGA	Pct	3FG-FGA	Pct			Off	Def	Tot	Avg								
01 HALL, Mike.....	25-25	845 33.8	118-293	.403	44-128	.344	64-81	.790	30	61	91	3.6	52	1	53	45	9	39	344	13.8
13 ANGE, Austin.....	25-18	686 27.4	80-190	.421	34-100	.340	45-55	.818	10	66	76	3.0	43	0	102	84	0	29	239	9.6
02 ROSE, Mike.....	25-7	512 20.5	72-170	.424	52-129	.403	21-32	.656	5	39	44	1.8	33	0	26	29	1	11	217	8.7
52 JENSEN, Jared.....	24-18	537 22.4	67-120	.558	0-0	.000	59-71	.831	42	55	97	4.0	58	0	12	32	4	13	193	8.0
03 YOUNG, Keena.....	25-15	555 22.2	74-149	.497	0-3	.000	31-51	.608	56	84	140	5.6	41	0	17	23	17	15	179	7.2
23 BALDERSON, Jimmy...	20-11	346 17.3	45-108	.417	28-62	.452	25-40	.625	7	32	39	2.0	32	2	16	27	0	7	143	7.2
43 DAWES, Derek.....	24-10	442 18.4	43-94	.457	0-0	.000	37-58	.638	40	77	117	4.9	55	3	10	33	23	5	123	5.1
41 MEADS, Garner.....	17-9	306 18.0	28-71	.394	0-1	.000	18-27	.667	24	49	73	4.3	40	1	9	24	7	7	74	4.4
54 MILES, Chris.....	23-4	279 12.1	23-67	.343	0-0	.000	11-15	.733	24	31	55	2.4	41	0	14	15	23	4	57	2.5
05 REISMAN, Joshua....	1-0	5 5.0	1-1	1.000	0-0	.000	0-0	.000	0	0	0	0.0	2	0	0	1	0	0	2	2.0
10 NASHIF, Terry.....	22-7	263 12.0	14-52	.269	7-30	.233	6-8	.750	0	28	28	1.3	18	0	38	28	1	10	41	1.9
20 BURGESS, Sam.....	22-1	166 7.5	12-53	.226	7-27	.259	8-9	.889	4	13	17	0.8	30	0	10	16	3	9	39	1.8
12 REICHNER, Brock....	7-0	22 3.1	3-5	.600	1-2	.500	0-2	.000	1	3	4	0.6	2	0	1	1	0	0	7	1.0
04 BURGESS, Joshua....	3-0	10 3.3	1-2	.500	1-1	1.000	0-0	.000	1	1	2	0.7	0	0	1	0	0	0	3	1.0
44 PLAISTED, Trent....	5-0	44 8.8	0-3	.000	0-0	.000	3-6	.500	2	6	8	1.6	2	0	1	2	0	0	3	0.6
34 BURGESS, David.....	2-0	7 3.5	0-1	.000	0-0	.000	0-0	.000	0	0	0	0.0	2	0	0	0	0	1	0	0.0
TEAM.....										39	42	81	3.2	0		5				
Total.....	25	5025	581-1379	.421	174-483	.360	328-455	.721	285	587	872	34.9	451	7	310	365	88	150	1664	66.6
Opponents.....	25	5025	609-1418	.429	153-457	.335	308-456	.675	309	581	890	35.6	436	-	348	361	87	175	1679	67.2

TEAM STATISTICS	BY	OPP	DATE	OPPONENT	W/L	SCORE	ATTEND
SCORING.....	1664	1679	11-22-04	vs North Carolina	L	50-86	2500
Points per game.....	66.6	67.2	11-23-04	vs Stanford	L	53-62	2500
Scoring margin.....	-0.6	-	11-24-04	vs Chaminade	W	77-56	2500
FIELD GOALS-ATT.....	581-1379	609-1418	11/27/04	CALIFORNIA	L	64-67	9857
Field goal pct.....	.421	.429	12/01/04	at Utah State	L	57-71	9620
3 POINT FG-ATT.....	174-483	153-457	12/04/04	at USC	L	82-87	2163
3-point FG pct.....	.360	.335	12/08/04	BOISE STATE UNIVERSITY	W	90-77	8619
3-pt FG made per game..	7.0	6.1	12/11/04	vs Washington State University	L	46-49	10283
FREE THROWS-ATT.....	328-455	308-456	12/18/04	UTAH STATE	L	62-84	11610
Free throw pct.....	.721	.675	12/21/04	NORTH CAROLINA STATE	L	61-72	9390
REBOUNDS.....	872	890	12-23-04	at Weber State	W	79-61	7043
Rebounds per game.....	34.9	35.6	12/28/04	SOUTHERN UTAH UNIVERSITY	W	77-52	10239
Rebounding margin.....	-0.7	-	12/31/04	SANTA CLARA	W	87-74	9534
ASSISTS.....	310	348	01/04/05	at Saint Mary's (CA)	L	51-72	2643
Assists per game.....	12.4	13.9	*01/08/05	SAN DIEGO STATE	L	57-59	12633
TURNOVERS.....	365	361	01/11/05	MONTANA STATE-BILLINGS	W	110-70	9506
Turnovers per game.....	14.6	14.4	*1-15-05	at Colorado State	L	67-74	3287
Turnover margin.....	-0.2	-	*1-17-05	at Wyoming Cowboys	L	71-83	7360
Assist/turnover ratio..	0.8	1.0	*01/22/05	AIR FORCE	L	49-52	10041
STEALS.....	150	175	*01/24/05	NEW MEXICO	W	68-53	12161
Steals per game.....	6.0	7.0	*01/31/05	UNIVERSITY OF UTAH	L	58-72	14072
BLOCKS.....	88	87	*02/05/05	at UNLV	W OT	82-72	11591
Blocks per game.....	3.5	3.5	*02-07-05	at SAN DIEGO STATE	L	58-66	6387
WINNING STREAK.....	1	-	*02/12/05	WYOMING	L	58-59	10996
Home win streak.....	1	-	*02/14/05	COLORADO STATE	W	50-49	8481
ATTENDANCE.....	137139	67877					
Home games-Avg/Game....	13-10549	8-6262					
Neutral site-Avg/Game..	-	4-4446					

SCORE BY PERIODS:	1st	2nd	OT	Total
BYU Cougars.....	748	897	19	- 1664
Opponents.....	770	900	9	- 1679

2004-05 BYU Season Stats
 BYU Cougars Overall/Conference Statistics (as of Feb 15, 2005)
 All games

SUMMARY	OVERALL STATISTICS										CONFERENCE STATISTICS									
	GP-GS	Min/G	FG%	3PT%	FT%	R/G	A/G	STL	BLK	PTS/G	GP-GS	Min/G	FG%	3PT%	FT%	R/G	A/G	STL	BLK	PTS/G
HALL, Mike.....	25-25	33.8	.403	.344	.790	3.6	2.1	39	9	13.8	10-10	35.4	.352	.298	.792	3.2	1.8	19	6	14.1
AINGE, Austin.....	25-18	27.4	.421	.340	.818	3.0	4.1	29	0	9.6	10-10	32.9	.360	.250	.793	3.8	4.9	11	0	9.9
ROSE, Mike.....	25-7	20.5	.424	.403	.656	1.8	1.0	11	1	8.7	10-2	21.7	.361	.286	.778	1.9	0.8	4	0	6.5
JENSEN, Jared.....	24-18	22.4	.558	.000	.831	4.0	0.5	13	4	8.0	9-4	20.1	.467	.000	.739	4.4	0.2	4	2	5.0
YOUNG, Keena.....	25-15	22.2	.497	.000	.608	5.6	0.7	15	17	7.2	10-6	22.1	.540	.000	.500	5.0	0.4	6	4	7.9
BALDERSON, Jimmy....	20-11	17.3	.417	.452	.625	2.0	0.8	7	0	7.2	10-8	22.4	.422	.487	.571	3.1	0.6	5	0	8.5
DAWES, Derek.....	24-10	18.4	.457	.000	.638	4.9	0.4	5	23	5.1	10-6	19.1	.452	.000	.600	4.3	0.5	3	10	5.0
MEADS, Garner.....	17-9	18.0	.394	.000	.667	4.3	0.5	7	7	4.4	7-1	13.1	.385	.000	.333	2.4	0.1	2	2	3.1
MILES, Chris.....	23-4	12.1	.343	.000	.733	2.4	0.6	4	23	2.5	9-3	14.1	.333	.000	.571	3.0	0.6	0	10	2.9
REISMAN, Joshua.....	1-0	5.0	1.000	.000	.000	0.0	0.0	0	0	2.0										
NASHIF, Terry.....	22-7	12.0	.269	.233	.750	1.3	1.7	10	1	1.9	7-0	5.0	.000	.000	.750	0.6	0.7	1	0	0.4
BURGESS, Sam.....	22-1	7.5	.226	.259	.889	0.8	0.5	9	3	1.8	9-0	4.9	.111	.143	.000	0.6	0.4	2	0	0.3
REICHNER, Brock.....	7-0	3.1	.600	.500	.000	0.6	0.1	0	0	1.0	3-0	3.0	.000	.000	.000	0.3	0.0	0	0	0.0
BURGESS, Joshua.....	3-0	3.3	.500	1.000	.000	0.7	0.3	0	0	1.0	1-0	1.0	.000	.000	.000	1.0	0.0	0	0	0.0
PLAISTED, Trent.....	5-0	8.8	.000	.000	.500	1.6	0.2	0	0	0.6										
BURGESS, David.....	2-0	3.5	.000	.000	.000	0.0	0.0	1	0	0.0										
Total.....	25		.421	.360	.721	34.9	12.4	150	88	66.6	10		.392	.310	.683	34.2	10.7	57	34	61.8
Opponents.....	25		.429	.335	.675	35.6	13.9	175	87	67.2	10		.446	.294	.686	34.7	13.0	65	44	63.9

SCORING	OVERALL STATISTICS								CONFERENCE STATISTICS							
	FG-FGA	FG%	3FG-FGA	3PT%	FT-FTA	FT%	PTS	PTS/G	FG-FGA	FG%	3FG-FGA	3PT%	FT-FTA	FT%	PTS	PTS/G
HALL, Mike.....	118-293	.403	44-128	.344	64-81	.790	344	13.8	43-122	.352	17-57	.298	38-48	.792	141	14.1
AINGE, Austin.....	80-190	.421	34-100	.340	45-55	.818	239	9.6	32-89	.360	12-48	.250	23-29	.793	99	9.9
ROSE, Mike.....	72-170	.424	52-129	.403	21-32	.656	217	8.7	22-61	.361	14-49	.286	7-9	.778	65	6.5
JENSEN, Jared.....	67-120	.558	0-0	.000	59-71	.831	193	8.0	14-30	.467	0-0	.000	17-23	.739	45	5.0
YOUNG, Keena.....	74-149	.497	0-3	.000	31-51	.608	179	7.2	34-63	.540	0-0	.000	11-22	.500	79	7.9
BALDERSON, Jimmy....	45-108	.417	28-62	.452	25-40	.625	143	7.2	27-64	.422	19-39	.487	12-21	.571	85	8.5
DAWES, Derek.....	43-94	.457	0-0	.000	37-58	.638	123	5.1	19-42	.452	0-0	.000	12-20	.600	50	5.0
MEADS, Garner.....	28-71	.394	0-1	.000	18-27	.667	74	4.4	10-26	.385	0-0	.000	2-6	.333	22	3.1
MILES, Chris.....	23-67	.343	0-0	.000	11-15	.733	57	2.5	11-33	.333	0-0	.000	4-7	.571	26	2.9
REISMAN, Joshua.....	1-1	1.000	0-0	.000	0-0	.000	2	2.0								
NASHIF, Terry.....	14-52	.269	7-30	.233	6-8	.750	41	1.9	0-5	.000	0-3	.000	3-4	.750	3	0.4
BURGESS, Sam.....	12-53	.226	7-27	.259	8-9	.889	39	1.8	1-9	.111	1-7	.143	0-0	.000	3	0.3
REICHNER, Brock.....	3-5	.600	1-2	.500	0-2	.000	7	1.0	0-0	.000	0-0	.000	0-0	.000	0	0.0
BURGESS, Joshua.....	1-2	.500	1-1	1.000	0-0	.000	3	1.0	0-0	.000	0-0	.000	0-0	.000	0	0.0
PLAISTED, Trent.....	0-3	.000	0-0	.000	3-6	.500	3	0.6								
BURGESS, David.....	0-1	.000	0-0	.000	0-0	.000	0	0.0								
Total.....	581-1379	.421	174-483	.360	328-455	.721	1664	66.6	213-544	.392	63-203	.310	129-189	.683	618	61.8
Opponents.....	609-1418	.429	153-457	.335	308-456	.675	1679	67.2	233-523	.446	42-143	.294	131-191	.686	639	63.9

TOTALS	OVERALL STATISTICS												CONFERENCE STATISTICS											
	O-REB	D-REB	TOTAL	PF	FO	A	TO	A/TO	Hi	Pts	O-REB	D-REB	TOTAL	PF	FO	A	TO	A/TO	Hi	Pts				
HALL, Mike.....	30	61	91	52	1	53	45	1.2	24		9	23	32	23	1	18	16	1.1	24					
AINGE, Austin.....	10	66	76	43	0	102	84	1.2	25		9	29	38	17	0	49	33	1.5	25					
ROSE, Mike.....	5	39	44	33	0	26	29	0.9	26		4	15	19	15	0	8	12	0.7	21					
JENSEN, Jared.....	42	55	97	58	0	12	32	0.4	23		19	21	40	18	0	2	6	0.3	10					
YOUNG, Keena.....	56	84	140	41	0	17	23	0.7	14		18	32	50	16	0	4	12	0.3	14					
BALDERSON, Jimmy....	7	32	39	32	2	16	27	0.6	23		7	24	31	22	2	6	18	0.3	23					
DAWES, Derek.....	40	77	117	55	3	10	33	0.3	14		20	23	43	29	2	5	14	0.4	14					
MEADS, Garner.....	24	49	73	40	1	9	24	0.4	10		7	10	17	10	0	1	7	0.1	6					
MILES, Chris.....	24	31	55	41	0	14	15	0.9	12		13	14	27	19	0	5	8	0.6	8					
REISMAN, Joshua.....	0	0	0	2	0	0	1	0.0	2															
NASHIF, Terry.....	0	28	28	18	0	38	28	1.4	10		0	4	4	3	0	5	3	1.7	3					
BURGESS, Sam.....	4	13	17	30	0	10	16	0.6	8		0	5	5	7	0	4	5	0.8	3					
REICHNER, Brock.....	1	3	4	2	0	1	1	1.0	4		0	1	1	0	0	0	0	0.0	0					
BURGESS, Joshua.....	1	1	2	0	0	1	0	0.0	3		1	0	1	0	0	0	0	0.0	0					
PLAISTED, Trent.....	2	6	8	2	0	1	2	0.5	2															
BURGESS, David.....	0	0	0	2	0	0	0	0.0	0															
Total.....	285	587	872	451	7	310	365	0.8	110		125	217	342	179	5	107	135	0.8	82					
Opponents.....	309	581	890	436	-	348	361	1.0	87		106	241	347	170	2	130	144	0.9	83					

2004-05 BYU Season Stats
 BYU Cougars Combined Team Statistics (as of Feb 15, 2005)
 Home games

RECORD :	OVERALL	HOME	AWAY	NEUTRAL
ALL GAMES	(6-7)	(6-7)	(0-0)	(0-0)
CONFERENCE	(2-4)	(2-4)	(0-0)	(0-0)
NON-CONFERENCE	(4-3)	(4-3)	(0-0)	(0-0)

## Player	GP-GS	Min--Avg	---TOTAL---		---3-PTS---		FT-FTA	Pct	---REBOUNDS---				PF	FO	A	TO	Blk	Stl	Pts	Avg
			FG-FGA	Pct	3FG-FGA	Pct			Off	Def	Tot	Avg								
01 HALL, Mike.....	13-13	431 33.2	61-148	.412	17-60	.283	37-46	.804	17	34	51	3.9	25	0	27	22	6	19	176	13.5
02 ROSE, Mike.....	13-3	309 23.8	46-100	.460	35-76	.461	14-22	.636	2	25	27	2.1	20	0	17	13	1	8	141	10.8
13 AINGE, Austin.....	13-11	382 29.4	40-103	.388	18-50	.360	30-39	.769	6	44	50	3.8	22	0	68	46	0	14	128	9.8
52 JENSEN, Jared.....	12-8	268 22.3	34-61	.557	0-0	.000	42-47	.894	23	23	46	3.8	27	0	5	13	1	7	110	9.2
03 YOUNG, Keena.....	13-8	275 21.2	37-75	.493	0-0	.000	20-36	.556	34	45	79	6.1	25	0	9	9	8	8	94	7.2
23 BALDERSON, Jimmy...	11-7	191 17.4	23-54	.426	11-26	.423	7-12	.583	5	20	25	2.3	17	1	8	15	0	6	64	5.8
43 DAWES, Derek.....	12-6	213 17.8	18-44	.409	0-0	.000	16-28	.571	18	38	56	4.7	28	2	5	14	13	3	52	4.3
41 MEADS, Garner.....	8-4	132 16.5	14-31	.452	0-0	.000	6-10	.600	10	17	27	3.4	16	1	5	6	2	2	34	4.3
54 MILES, Chris.....	12-2	186 15.5	16-46	.348	0-0	.000	6-9	.667	10	19	29	2.4	22	0	9	11	17	2	38	3.2
20 BURGESS, Sam.....	11-1	72 6.5	5-24	.208	4-14	.286	8-9	.889	3	5	8	0.7	18	0	5	7	0	5	22	2.0
10 NASHIF, Terry.....	11-2	115 10.5	7-23	.304	4-13	.308	4-6	.667	0	17	17	1.5	5	0	17	9	0	6	22	2.0
12 REICHNER, Brock....	4-0	14 3.5	3-5	.600	1-2	.500	0-2	.000	1	2	3	0.8	2	0	1	0	0	0	7	1.8
04 BURGESS, Joshua....	3-0	10 3.3	1-2	.500	1-1	1.000	0-0	.000	1	1	2	0.7	0	0	1	0	0	0	3	1.0
34 BURGESS, David.....	1-0	2 2.0	0-0	.000	0-0	.000	0-0	.000	0	0	0	0.0	0	0	0	0	0	0	0	0.0
TEAM.....										22	18	40	3.1	0		0				
Total.....	13	2600	305-716	.426	91-242	.376	190-266	.714	152	308	460	35.4	227	4	177	165	48	80	891	68.5
Opponents.....	13	2600	309-730	.423	81-237	.342	141-213	.662	163	305	468	36.0	247	-	172	191	46	84	840	64.6

TEAM STATISTICS	BY	OPP	DATE	OPPONENT	W/L	SCORE	ATTEND
SCORING.....	891	840	11/27/04	CALIFORNIA	L	64-67	9857
Points per game.....	68.5	64.6	12/08/04	BOISE STATE UNIVERSITY	W	90-77	8619
Scoring margin.....	+3.9	-	12/18/04	UTAH STATE	L	62-84	11610
FIELD GOALS-ATT.....	305-716	309-730	12/21/04	NORTH CAROLINA STATE	L	61-72	9390
Field goal pct.....	.426	.423	12/28/04	SOUTHERN UTAH UNIVERSITY	W	77-52	10239
3 POINT FG-ATT.....	91-242	81-237	12/31/04	SANTA CLARA	W	87-74	9534
3-point FG pct.....	.376	.342	*01/08/05	SAN DIEGO STATE	L	57-59	12633
3-pt FG made per game..	7.0	6.2	01/11/05	MONTANA STATE-BILLINGS	W	110-70	9506
FREE THROWS-ATT.....	190-266	141-213	*01/22/05	AIR FORCE	L	49-52	10041
Free throw pct.....	.714	.662	*01/24/05	NEW MEXICO	W	68-53	12161
REBOUNDS.....	460	468	*01/31/05	UNIVERSITY OF UTAH	L	58-72	14072
Rebounds per game.....	35.4	36.0	*02/12/05	WYOMING	L	58-59	10996
Rebounding margin.....	-0.6	-	*02/14/05	COLORADO STATE	W	50-49	8481
ASSISTS.....	177	172					
Assists per game.....	13.6	13.2					
TURNOVERS.....	165	191					
Turnovers per game.....	12.7	14.7					
Turnover margin.....	+2.0	-					
Assist/turnover ratio..	1.1	0.9					
STEALS.....	80	84					
Steals per game.....	6.2	6.5					
BLOCKS.....	48	46					
Blocks per game.....	3.7	3.5					
WINNING STREAK.....	1	-					
Home win streak.....	1	-					
ATTENDANCE.....	137139	0					
Home games-Avg/Game....	13-10549	0-0					
Neutral site-Avg/Game..	-	0-0					

SCORE BY PERIODS:	1st	2nd	Total
BYU Cougars.....	405	486	- 891
Opponents.....	383	457	- 840

2004-05 BYU Season Stats
 BYU Cougars Combined Team Statistics (as of Feb 07, 2005)
 Away games

RECORD :	OVERALL	HOME	AWAY	NEUTRAL
ALL GAMES	(2-6)	(0-0)	(2-6)	(0-0)
CONFERENCE	(1-3)	(0-0)	(1-3)	(0-0)
NON-CONFERENCE	(1-3)	(0-0)	(1-3)	(0-0)

## Player	GP-GS	Min--Avg	---TOTAL---		---3-PTS---		FT-FTA	Pct	---REBOUNDS---				PF	FO	A	TO	Blk	Stl	Pts	Avg
			FG-FGA	Pct	3FG-FGA	Pct			Off	Def	Tot	Avg								
01 HALL, Mike.....	8-8	282 35.2	45-100	.450	21-46	.457	23-29	.793	7	16	23	2.9	16	1	17	14	2	12	134	16.8
13 AINGE, Austin.....	8-7	229 28.6	30-68	.441	12-39	.308	15-16	.938	4	15	19	2.4	15	0	27	26	0	14	87	10.9
23 BALDERSON, Jimmy...	8-3	140 17.5	22-50	.440	17-33	.515	18-28	.643	2	12	14	1.8	15	1	8	10	0	1	79	9.9
03 YOUNG, Keena.....	8-6	197 24.6	24-47	.511	0-1	.000	6-7	.857	13	25	38	4.8	13	0	8	13	7	5	54	6.8
43 DAWES, Derek.....	8-4	166 20.8	18-38	.474	0-0	.000	14-19	.737	16	22	38	4.8	21	1	3	14	7	1	50	6.3
52 JENSEN, Jared.....	8-6	188 23.5	20-39	.513	0-0	.000	8-12	.667	14	27	41	5.1	21	0	6	12	3	3	48	6.0
02 ROSE, Mike.....	8-1	124 15.5	14-40	.350	10-31	.323	5-6	.833	3	9	12	1.5	10	0	5	9	0	0	43	5.4
41 MEADS, Garner.....	6-2	102 17.0	10-25	.400	0-1	.000	7-12	.583	8	14	22	3.7	15	0	1	9	3	3	27	4.5
54 MILES, Chris.....	8-2	76 9.5	6-19	.316	0-0	.000	3-4	.750	10	9	19	2.4	17	0	4	2	5	2	15	1.9
10 NASHIF, Terry.....	7-1	68 9.7	2-13	.154	1-8	.125	0-0	.000	0	5	5	0.7	5	0	11	7	0	1	5	0.7
20 BURGESS, Sam.....	7-0	41 5.9	2-8	.250	1-3	.333	0-0	.000	0	4	4	0.6	3	0	4	4	0	2	5	0.7
12 REICHNER, Brock....	2-0	7 3.5	0-0	.000	0-0	.000	0-0	.000	0	1	1	0.5	0	0	0	0	0	0	0	0.0
44 PLAISTED, Trent....	2-0	5 2.5	0-0	.000	0-0	.000	0-0	.000	0	1	1	0.5	1	0	0	0	0	0	0	0.0
TEAM.....										12	15	27	3.4	0		5				

Total.....	8	1625	193-447	.432	62-162	.383	99-133	.744	89	175	264	33.0	152	3	94	125	27	44	547	68.4
Opponents.....	8	1625	211-462	.457	46-141	.326	118-171	.690	102	178	280	35.0	122	-	119	111	30	55	586	73.2

TEAM STATISTICS	BY	OPP	DATE	OPPONENT	W/L	SCORE	ATTEND
SCORING.....	547	586	12/01/04	at Utah State	L	57-71	9620
Points per game.....	68.4	73.2	12/04/04	at USC	L	82-87	2163
Scoring margin.....	-4.9	-	12-23-04	at Weber State	W	79-61	7043
FIELD GOALS-ATT.....	193-447	211-462	01/04/05	at Saint Mary's (CA)	L	51-72	2643
Field goal pct.....	.432	.457	*1-15-05	at Colorado State	L	67-74	3287
3 POINT FG-ATT.....	62-162	46-141	*1-17-05	at Wyoming Cowboys	L	71-83	7360
3-point FG pct.....	.383	.326	*02/05/05	at UNLV	W OT	82-72	11591
3-pt FG made per game..	7.8	5.8	*02-07-05	at SAN DIEGO STATE	L	58-66	6387
FREE THROWS-ATT.....	99-133	118-171					
Free throw pct.....	.744	.690					
REBOUNDS.....	264	280					
Rebounds per game.....	33.0	35.0					
Rebounding margin.....	-2.0	-					
ASSISTS.....	94	119					
Assists per game.....	11.8	14.9					
TURNOVERS.....	125	111					
Turnovers per game.....	15.6	13.9					
Turnover margin.....	-1.7	-					
Assist/turnover ratio..	0.8	1.1					
STEALS.....	44	55					
Steals per game.....	5.5	6.9					
BLOCKS.....	27	30					
Blocks per game.....	3.4	3.8					
WINNING STREAK.....	0	-					
Home win streak.....	0	-					
ATTENDANCE.....	0	50094					
Home games-Avg/Game....	0-0	8-6262					
Neutral site-Avg/Game..	-	0-0					

SCORE BY PERIODS:	1st	2nd	OT	Total
BYU Cougars.....	242	286	19	547
Opponents.....	272	305	9	586

2004-05 BYU Season Stats
 BYU Cougars Combined Team Statistics (as of Feb 15, 2005)
 Games won

RECORD :	OVERALL	HOME	AWAY	NEUTRAL
ALL GAMES	(9-0)	(6-0)	(2-0)	(1-0)
CONFERENCE	(3-0)	(2-0)	(1-0)	(0-0)
NON-CONFERENCE	(6-0)	(4-0)	(1-0)	(1-0)

## Player	GP-GS	Min--Avg	---TOTAL---			---3-PTS---		FT-FTA	Pct	---REBOUNDS---				PF	FO	A	TO	Blk	Stl	Pts	Avg
			FG-FGA	Pct	3FG-FGA	Pct	Off			Def	Tot	Avg									
01 HALL, Mike.....	9-9	316 35.1	50-100	.500	16-41	.390	26-33	.788	15	24	39	4.3	12	0	25	17	1	19	142	15.8	
52 JENSEN, Jared.....	8-6	180 22.5	33-51	.647	0-0	.000	26-30	.867	18	17	35	4.4	22	0	6	12	0	4	92	11.5	
02 ROSE, Mike.....	9-3	181 20.1	33-60	.550	25-47	.532	11-16	.688	2	13	15	1.7	5	0	14	6	1	4	102	11.3	
13 AINGE, Austin.....	9-7	266 29.6	28-70	.400	13-35	.371	18-22	.818	4	34	38	4.2	20	0	48	27	0	11	87	9.7	
03 YOUNG, Keena.....	9-7	231 25.7	34-63	.540	0-0	.000	17-24	.708	21	29	50	5.6	19	0	5	8	7	8	85	9.4	
43 DAWES, Derek.....	8-5	172 21.5	21-41	.512	0-0	.000	18-29	.621	10	37	47	5.9	22	1	7	11	11	3	60	7.5	
23 BALDERSON, Jimmy...	8-4	135 16.9	18-44	.409	9-22	.409	9-14	.643	2	19	21	2.6	5	0	8	9	0	2	54	6.8	
41 MEADS, Garner.....	5-2	68 13.6	7-14	.500	0-1	.000	7-8	.875	4	16	20	4.0	10	0	4	5	1	0	21	4.2	
54 MILES, Chris.....	9-0	97 10.8	10-25	.400	0-0	.000	8-9	.889	5	8	13	1.4	15	0	9	7	11	2	28	3.1	
20 BURGESS, Sam.....	7-0	70 10.0	5-21	.238	4-11	.364	5-6	.833	3	6	9	1.3	14	0	6	6	3	5	19	2.7	
10 NASHIF, Terry.....	8-2	80 10.0	6-13	.462	2-5	.400	4-6	.667	0	12	12	1.5	2	0	10	5	1	6	18	2.3	
05 REISMAN, Joshua....	1-0	5 5.0	1-1	1.000	0-0	.000	0-0	.000	0	0	0	0.0	2	0	0	1	0	0	2	2.0	
12 REICHNER, Brock....	4-0	12 3.0	3-5	.600	1-2	.500	0-2	.000	1	2	3	0.8	2	0	1	1	0	0	7	1.8	
04 BURGESS, Joshua....	2-0	9 4.5	1-2	.500	1-1	1.000	0-0	.000	0	1	1	0.5	0	0	1	0	0	0	3	1.5	
44 PLAISTED, Trent....	1-0	3 3.0	0-1	.000	0-0	.000	0-0	.000	0	0	0	0.0	0	0	0	0	0	0	0	0.0	
TEAM.....										10	11	21	2.3	0		2					
Total.....	9	1825	250-511	.489	71-165	.430	149-199	.749	95	229	324	36.0	150	1	144	117	36	64	720	80.0	
Opponents.....	9	1825	201-532	.378	63-185	.341	99-141	.702	129	192	321	35.7	178	-	114	153	31	49	564	62.7	

TEAM STATISTICS	BY	OPP	DATE	OPPONENT	W/L	SCORE	ATTEND
SCORING.....	720	564	11-24-04	vs Chaminade	W	77-56	2500
Points per game.....	80.0	62.7	12/08/04	BOISE STATE UNIVERSITY	W	90-77	8619
Scoring margin.....	+17.3	-	12-23-04	at Weber State	W	79-61	7043
FIELD GOALS-ATT.....	250-511	201-532	12/28/04	SOUTHERN UTAH UNIVERSITY	W	77-52	10239
Field goal pct.....	.489	.378	12/31/04	SANTA CLARA	W	87-74	9534
3 POINT FG-ATT.....	71-165	63-185	01/11/05	MONTANA STATE-BILLINGS	W	110-70	9506
3-point FG pct.....	.430	.341	*01/24/05	NEW MEXICO	W	68-53	12161
3-pt FG made per game..	7.9	7.0	*02/05/05	at UNLV	W OT	82-72	11591
FREE THROWS-ATT.....	149-199	99-141	*02/14/05	COLORADO STATE	W	50-49	8481
Free throw pct.....	.749	.702					
REBOUNDS.....	324	321					
Rebounds per game.....	36.0	35.7					
Rebounding margin.....	+0.3	-					
ASSISTS.....	144	114					
Assists per game.....	16.0	12.7					
TURNOVERS.....	117	153					
Turnovers per game.....	13.0	17.0					
Turnover margin.....	+4.0	-					
Assist/turnover ratio..	1.2	0.7					
STEALS.....	64	49					
Steals per game.....	7.1	5.4					
BLOCKS.....	36	31					
Blocks per game.....	4.0	3.4					
WINNING STREAK.....	9	-					
Home win streak.....	6	-					
ATTENDANCE.....	58540	21134					
Home games-Avg/Game...	6-9757	2-9317					
Neutral site-Avg/Game..	-	1-2500					

SCORE BY PERIODS:	1st	2nd	OT	Total
BYU Cougars.....	316	385	19	720
Opponents.....	241	314	9	564

2004-05 BYU Season Stats
 BYU Cougars Combined Team Statistics (as of Feb 12, 2005)
 Games lost

RECORD :	OVERALL	HOME	AWAY	NEUTRAL
ALL GAMES	(0-16)	(0-7)	(0-6)	(0-3)
CONFERENCE	(0-7)	(0-4)	(0-3)	(0-0)
NON-CONFERENCE	(0-9)	(0-3)	(0-3)	(0-3)

## Player	GP-GS	Min--Avg	---TOTAL---			---3-PTS---		FT-FTA	Pct	----REBOUNDS----				PF	FO	A	TO	Blk	Stl	Pts	Avg
			FG-FGA	Pct	3FG-FGA	Pct	Off			Def	Tot	Avg									
01 HALL, Mike.....	16-16	529 33.1	68-193	.352	28-87	.322	38-48	.792	15	37	52	3.3	40	1	28	28	8	20	202	12.6	
13 AINGE, Austin.....	16-11	420 26.3	52-120	.433	21-65	.323	27-33	.818	6	32	38	2.4	23	0	54	57	0	18	152	9.5	
23 BALDERSON, Jimmy...	12-7	211 17.6	27-64	.422	19-40	.475	16-26	.615	5	13	18	1.5	27	2	8	18	0	5	89	7.4	
02 ROSE, Mike.....	16-4	331 20.7	39-110	.355	27-82	.329	10-16	.625	3	26	29	1.8	28	0	12	23	0	7	115	7.2	
52 JENSEN, Jared.....	16-12	357 22.3	34-69	.493	0-0	.000	33-41	.805	24	38	62	3.9	36	0	6	20	4	9	101	6.3	
03 YOUNG, Keena.....	16-8	324 20.3	40-86	.465	0-3	.000	14-27	.519	35	55	90	5.6	22	0	12	15	10	7	94	5.9	
41 MEADS, Garner.....	12-7	238 19.8	21-57	.368	0-0	.000	11-19	.579	20	33	53	4.4	30	1	5	19	6	7	53	4.4	
43 DAWES, Derek.....	16-5	270 16.9	22-53	.415	0-0	.000	19-29	.655	30	40	70	4.4	33	2	3	22	12	2	63	3.9	
54 MILES, Chris.....	14-4	182 13.0	13-42	.310	0-0	.000	3-6	.500	19	23	42	3.0	26	0	5	8	12	2	29	2.1	
10 NASHIF, Terry.....	14-5	183 13.1	8-39	.205	5-25	.200	2-2	1.000	0	16	16	1.1	16	0	28	23	0	4	23	1.6	
20 BURGESS, Sam.....	15-1	96 6.4	7-32	.219	3-16	.188	3-3	1.000	1	7	8	0.5	16	0	4	10	0	4	20	1.3	
44 PLAISTED, Trent....	4-0	41 10.3	0-2	.000	0-0	.000	3-6	.500	2	6	8	2.0	2	0	1	2	0	0	3	0.8	
12 REICHNER, Brock....	3-0	10 3.3	0-0	.000	0-0	.000	0-0	.000	0	1	1	0.3	0	0	0	0	0	0	0	0.0	
04 BURGESS, Joshua....	1-0	1 1.0	0-0	.000	0-0	.000	0-0	.000	1	0	1	1.0	0	0	0	0	0	0	0	0.0	
34 BURGESS, David.....	2-0	7 3.5	0-1	.000	0-0	.000	0-0	.000	0	0	0	0.0	2	0	0	0	0	1	0	0.0	
TEAM.....										29	31	60	3.8	0		3					
Total.....	16	3200	331-868	.381	103-318	.324	179-256	.699	190	358	548	34.2	301	6	166	248	52	86	944	59.0	
Opponents.....	16	3200	408-886	.460	90-272	.331	209-315	.663	180	389	569	35.6	258	-	234	208	56	126	1115	69.7	

TEAM STATISTICS	BY	OPP	DATE	OPPONENT	W/L	SCORE	ATTEND
SCORING.....	944	1115	11-22-04	vs North Carolina	L	50-86	2500
Points per game.....	59.0	69.7	11-23-04	vs Stanford	L	53-62	2500
Scoring margin.....	-10.7	-	11/27/04	CALIFORNIA	L	64-67	9857
FIELD GOALS-ATT.....	331-868	408-886	12/01/04	at Utah State	L	57-71	9620
Field goal pct.....	.381	.460	12/04/04	at USC	L	82-87	2163
3 POINT FG-ATT.....	103-318	90-272	12/11/04	vs Washington State University	L	46-49	10283
3-point FG pct.....	.324	.331	12/18/04	UTAH STATE	L	62-84	11610
3-pt FG made per game..	6.4	5.6	12/21/04	NORTH CAROLINA STATE	L	61-72	9390
FREE THROWS-ATT.....	179-256	209-315	01/04/05	at Saint Mary's (CA)	L	51-72	2643
Free throw pct.....	.699	.663	*01/08/05	SAN DIEGO STATE	L	57-59	12633
REBOUNDS.....	548	569	*1-15-05	at Colorado State	L	67-74	3287
Rebounds per game.....	34.2	35.6	*1-17-05	at Wyoming Cowboys	L	71-83	7360
Rebounding margin.....	-1.3	-	*01/22/05	AIR FORCE	L	49-52	10041
ASSISTS.....	166	234	*01/31/05	UNIVERSITY OF UTAH	L	58-72	14072
Assists per game.....	10.4	14.6	*02-07-05	at SAN DIEGO STATE	L	58-66	6387
TURNOVERS.....	248	208	*02/12/05	WYOMING	L	58-59	10996
Turnovers per game....	15.5	13.0					
Turnover margin.....	-2.5	-					
Assist/turnover ratio..	0.7	1.1					
STEALS.....	86	126					
Steals per game.....	5.4	7.9					
BLOCKS.....	52	56					
Blocks per game.....	3.3	3.5					
WINNING STREAK.....	0	-					
Home win streak.....	0	-					
ATTENDANCE.....	78599	46743					
Home games-Avg/Game....	7-11228	6-5243					
Neutral site-Avg/Game..	-	3-5094					

SCORE BY PERIODS:	1st	2nd	Total
BYU Cougars.....	432	512	- 944
Opponents.....	529	586	- 1115

2004-05 BYU Season Stats
 BYU Cougars Team Game-by-Game (as of Feb 15, 2005)
 All games

TEAM STATISTICS

Opponent	Date	Score	W/L	---TOTAL---		--3-PTRS--		---FT-FTA---		----REBOUNDS----				PF	A	TO	Blk	Stl	Pts	---Avg
				FG-FGA	Pct	3FG-FGA	Pct	FT-FTA	Pct	Off	Def	Tot	Avg							
vs North Carolina	11-22-04	50-86	L	18-57	.316	6-23	.261	8-14	.571	15	28	43	43.0	21	8	27	4	7	50	50.0
vs Stanford	11-23-04	53-62	L	17-48	.354	4-16	.250	15-23	.652	11	27	38	40.5	20	4	19	1	3	53	51.5
vs Chaminade	11-24-04	77-56	W	31-63	.492	5-15	.333	10-10	1.000	12	24	36	39.0	17	16	15	5	10	77	60.0
CALIFORNIA	11/27/04	64-67	L	21-64	.328	6-21	.286	16-19	.842	19	20	39	39.0	19	12	8	5	6	64	61.0
at Utah State	12/01/04	57-71	L	22-53	.415	8-21	.381	5-8	.625	11	19	30	37.2	17	10	15	5	7	57	60.2
at USC	12/04/04	82-87	L	26-55	.473	13-25	.520	17-26	.654	14	26	40	37.7	19	18	21	1	5	82	63.8
BOISE STATE UNIVERSIT	12/08/04	90-77	W	28-57	.491	11-21	.524	23-31	.742	8	35	43	38.4	16	15	15	4	5	90	67.6
vs Washington State U	12/11/04	46-49	L	17-48	.354	6-25	.240	6-9	.667	6	25	31	37.5	14	11	14	3	6	46	64.9
UTAH STATE	12/18/04	62-84	L	23-58	.397	7-19	.368	9-14	.643	11	18	29	36.6	22	10	13	7	6	62	64.6
NORTH CAROLINA STATE	12/21/04	61-72	L	21-55	.382	5-16	.313	14-15	.933	7	25	32	36.1	18	16	13	1	6	61	64.2
at Weber State	12-23-04	79-61	W	32-53	.604	6-11	.545	9-9	1.000	7	20	27	35.3	19	15	8	3	6	79	65.5
SOUTHERN UTAH UNIVERS	12/28/04	77-52	W	27-54	.500	12-21	.571	11-19	.579	11	22	33	35.1	15	18	11	3	6	77	66.5
SANTA CLARA	12/31/04	87-74	W	24-46	.522	6-17	.353	33-36	.917	5	25	30	34.7	20	19	13	5	4	87	68.1
at Saint Mary's (CA)	01/04/05	51-72	L	21-51	.412	6-13	.462	3-3	1.000	7	25	32	34.5	19	8	25	3	4	51	66.9
SAN DIEGO STATE	01/08/05	57-59	L	20-57	.351	3-19	.158	14-17	.824	18	29	47	35.3	13	8	17	1	5	57	66.2
MONTANA STATE-BILLING	01/11/05	110-70	W	40-73	.548	10-16	.625	20-30	.667	16	31	47	36.1	16	23	13	4	12	110	68.9
at Colorado State	1-15-05	67-74	L	24-69	.348	8-30	.267	11-13	.846	17	18	35	36.0	29	14	10	2	6	67	68.8
at Wyoming Cowboys	1-17-05	71-83	L	23-61	.377	4-18	.222	21-27	.778	14	24	38	36.1	17	7	14	5	6	71	68.9
AIR FORCE	01/22/05	49-52	L	20-42	.476	6-15	.400	3-8	.375	7	21	28	35.7	12	11	15	4	2	49	67.9
NEW MEXICO	01/24/05	68-53	W	26-58	.448	6-23	.261	10-14	.714	11	29	40	35.9	16	18	10	5	6	68	67.9
UNIVERSITY OF UTAH	01/31/05	58-72	L	19-44	.432	5-11	.455	15-23	.652	9	11	20	35.1	22	10	12	4	8	58	67.4
at UNLV	02/05/05	82-72	Wot	24-59	.407	9-24	.375	25-33	.758	12	26	38	35.3	16	11	18	3	7	82	68.1
at SAN DIEGO STATE	02-07-05	58-66	L	21-46	.457	8-20	.400	8-14	.571	7	17	24	34.8	16	11	14	5	3	58	67.7
WYOMING	02/12/05	58-59	L	18-60	.300	8-26	.308	14-23	.609	17	25	42	35.1	23	8	11	1	6	58	67.2
COLORADO STATE	02/14/05	50-49	W	18-48	.375	6-17	.353	8-17	.471	13	17	30	34.9	15	9	14	4	8	50	66.6
BYU Cougars		1664		581-1379	.421	174-483	.360	328-455	.721	285	587	872	34.9	451	310	365	88	150	1664	66.6
Opponents		1679		609-1418	.429	153-457	.335	308-456	.675	309	581	890	35.6	436	348	361	87	175	1679	67.2

Games played: 25
 Points/game: 66.6
 FG Pct: 42.1
 3FG Pct: 36.0
 FT Pct: 72.1

Rebounds/game: 34.9
 Assists/game: 12.4
 Turnovers/game: 14.6
 Assist/turnover ratio: 0.8
 Steals/game: 6.0
 Blocks/game: 3.5

2004-05 BYU Season Stats
 BYU Cougars Opponent Game-by-Game (as of Feb 15, 2005)
 All games

OPPONENT STATISTICS

Opponent	Date	Score	W/L	---TOTAL---		--3-PTRS--		---FT-FTA---		----REBOUNDS----				PF	A	TO	Blk	Stl	Pts	---Avg
				FG-FGA	Pct	3FG-FGA	Pct	FT-FTA	Pct	Off	Def	Tot	Avg							
vs North Carolina	11-22-04	50-86	L	30-69	.435	8-26	.308	18-23	.783	14	28	42	42.0	17	19	12	1	15	86	86.0
vs Stanford	11-23-04	53-62	L	21-55	.382	2-11	.182	18-25	.720	11	23	34	38.0	23	13	11	4	7	62	74.0
vs Chaminade	11-24-04	77-56	W	22-53	.415	6-23	.261	6-13	.462	9	21	30	35.3	16	12	21	4	8	56	68.0
CALIFORNIA	11/27/04	64-67	L	26-58	.448	3-9	.333	12-22	.545	18	27	45	37.8	17	6	14	5	4	67	67.8
at Utah State	12/01/04	57-71	L	25-54	.463	3-17	.176	18-23	.783	12	21	33	36.8	11	13	9	4	8	71	68.4
at USC	12/04/04	82-87	L	32-67	.478	11-25	.440	12-17	.706	10	20	30	35.7	19	21	11	2	10	87	71.5
BOISE STATE UNIVERSIT	12/08/04	90-77	W	30-74	.405	10-28	.357	7-13	.538	14	25	39	36.1	22	17	14	3	2	77	72.3
vs Washington State U	12/11/04	46-49	L	16-49	.327	10-19	.526	7-11	.636	10	26	36	36.1	11	13	15	2	6	49	69.4
UTAH STATE	12/18/04	62-84	L	30-59	.508	9-18	.500	15-24	.625	18	28	46	37.2	18	22	15	4	8	84	71.0
NORTH CAROLINA STATE	12/21/04	61-72	L	28-60	.467	5-28	.179	11-16	.688	10	25	35	37.0	14	13	10	3	8	72	71.1
at Weber State	12-23-04	79-61	W	22-53	.415	5-15	.333	12-16	.750	14	14	28	36.2	12	9	14	0	1	61	70.2
SOUTHERN UTAH UNIVERS	12/28/04	77-52	W	17-47	.362	6-15	.400	12-17	.706	11	20	31	35.8	19	12	15	2	8	52	68.7
SANTA CLARA	12/31/04	87-74	W	26-64	.406	12-26	.462	10-16	.625	19	18	37	35.8	31	16	17	1	5	74	69.1
at Saint Mary's (CA)	01/04/05	51-72	L	28-63	.444	7-18	.389	9-17	.529	15	23	38	36.0	13	18	16	2	12	72	69.3
SAN DIEGO STATE	01/08/05	57-59	L	25-62	.403	2-14	.143	7-12	.583	11	22	33	35.8	16	17	12	2	8	59	68.6
MONTANA STATE-BILLING	01/11/05	110-70	W	23-70	.329	14-36	.389	10-12	.833	18	21	39	36.0	23	14	23	6	8	70	68.7
at Colorado State	1-15-05	67-74	L	22-45	.489	4-13	.308	26-38	.684	10	29	39	36.2	17	15	16	7	6	74	69.0
at Wyoming Cowboys	1-17-05	71-83	L	32-63	.508	9-23	.391	10-20	.500	12	27	39	36.3	17	15	13	4	4	83	69.8
AIR FORCE	01/22/05	49-52	L	21-43	.488	7-16	.438	3-4	.750	2	19	21	35.5	13	13	8	1	12	52	68.8
NEW MEXICO	01/24/05	68-53	W	18-55	.327	5-15	.333	12-18	.667	10	24	34	35.5	15	9	11	1	4	53	68.1
UNIVERSITY OF UTAH	01/31/05	58-72	L	26-42	.619	2-8	.250	18-23	.783	7	20	27	35.0	20	13	16	6	5	72	68.2
at UNLV	02/05/05	82-72	Wot	25-64	.391	3-17	.176	19-22	.864	15	26	41	35.3	20	15	19	8	7	72	68.4
at SAN DIEGO STATE	02-07-05	58-66	L	25-53	.472	4-13	.308	12-18	.667	14	18	32	35.2	13	13	13	3	7	66	68.3
WYOMING	02/12/05	58-59	L	21-44	.477	4-14	.286	13-22	.591	6	33	39	35.3	19	10	17	6	6	59	67.9
COLORADO STATE	02/14/05	50-49	W	18-52	.346	2-10	.200	11-14	.786	19	23	42	35.6	20	10	19	6	6	49	67.2
Opponents		1679		609-1418	.429	153-457	.335	308-456	.675	309	581	890	35.6	436	348	361	87	175	1679	67.2
BYU Cougars		1664		581-1379	.421	174-483	.360	328-455	.721	285	587	872	34.9	451	310	365	88	150	1664	66.6

Games played: 25
 Points/game: 67.2
 FG Pct: 42.9
 3FG Pct: 33.5
 FT Pct: 67.5

Rebounds/game: 35.6
 Assists/game: 13.9
 Turnovers/game: 14.4
 Assist/turnover ratio: 1.0
 Steals/game: 7.0
 Blocks/game: 3.5

2004-05 BYU Season Stats
 BYU Cougars Game-by-Game Points-Rebounds-Assists (as of Feb 15, 2005)
 All games

Opponent	Date	Score	WL	01	02	03	04	05	10	12	13	20
				HALL,MIKE	ROSE,MIKE	YOUNG,KEE	BURGESS,J	REISMAN,J	NASHIF,TE	REICHERN,	AINGE,AUS	BURGESS,S
vs North Carolina	11-22-04	50-86	L	10- 4- 0	5- 1- 0	9-10- 0	DNP	DNP	3- 1- 4	DNP	6- 1- 1	4- 1- 0
vs Stanford	11-23-04	53-62	L	7- 6- 2	8- 2- 0	6- 4- 0	DNP	DNP	7- 1- 1	DNP	0- 0- 0	0- 1- 1
vs Chaminade	11-24-04	77-56	W	14- 6- 5	5- 0- 3	14- 6- 0	DNP	2- 0- 0	4- 4- 5	0- 0- 0	2- 4- 2	8- 3- 0
CALIFORNIA	11/27/04	64-67	L	23- 4- 2	1- 3- 1	6- 6- 2	DNP	DNP	8- 8- 5	DNP	2- 1- 0	6- 1- 0
at Utah State	12/01/04	57-71	L	19- 5- 3	3- 0- 0	4- 9- 2	DNP	DNP	0- 0- 1	DNP	15- 2- 3	2- 1- 0
at USC	12/04/04	82-87	L	13- 2- 1	13- 3- 0	0- 4- 0	DNP	DNP	0- 3-10	DNP	7- 0- 2	DNP
BOISE STATE UNIVERSITY	12/08/04	90-77	W	21- 9- 5	19- 3- 1	11- 8- 0	DNP	DNP	1- 1- 0	DNP	14- 5- 5	DNP
vs Washington State Uni	12/11/04	46-49	L	3- 1- 2	15- 2- 1	2- 3- 0	DNP	DNP	0- 0- 0	DNP	16- 2- 4	0- 0- 0
UTAH STATE	12/18/04	62-84	L	4- 4- 1	14- 1- 0	8- 7- 0	DNP	DNP	0- 0- 4	DNP	21- 2- 3	5- 0- 0
NORTH CAROLINA STATE	12/21/04	61-72	L	18- 4- 3	9- 1- 1	2-10- 3	DNP	DNP	0- 0- 1	DNP	9- 4- 8	0- 1- 0
at Weber State	12-23-04	79-61	W	23- 2- 4	0- 0- 0	14- 6- 4	DNP	DNP	0- 0- 0	DNP	9- 4- 3	0- 0- 0
SOUTHERN UTAH UNIVERSIT	12/28/04	77-52	W	12- 4- 3	14- 1- 1	6- 4- 1	0- 1- 1	DNP	0- 3- 0	3- 1- 1	14- 3- 5	6- 1- 0
SANTA CLARA	12/31/04	87-74	W	10- 1- 2	26- 3- 5	2- 3- 0	DNP	DNP	0- 0- 0	DNP	9- 7- 7	0- 0- 0
at Saint Mary's (CA)	01/04/05	51-72	L	12- 2- 1	6- 3- 2	6- 4- 1	DNP	DNP	5- 1- 0	0- 0- 0	6- 1- 2	0- 0- 1
SAN DIEGO STATE	01/08/05	57-59	L	16- 6- 1	7- 6- 2	0- 1- 0	DNP	DNP	0- 0- 0	DNP	9- 6- 5	0- 1- 0
MONTANA STATE-BILLINGS	01/11/05	110-70	W	14- 5- 1	14- 2- 3	10- 6- 0	3- 0- 0	DNP	10- 2- 2	4- 2- 0	10- 2- 8	6- 3- 4
at Colorado State	1-15-05	67-74	L	11- 3- 4	6- 1- 2	2- 3- 0	DNP	DNP	0- 1- 0	DNP	25- 3- 6	0- 0- 1
at Wyoming Cowboys	1-17-05	71-83	L	16- 3- 1	13- 3- 0	10- 5- 1	DNP	DNP	DNP	0- 1- 0	2- 4- 3	3- 2- 1
AIR FORCE	01/22/05	49-52	L	13- 3- 2	4- 0- 1	14-11- 0	DNP	DNP	DNP	DNP	5- 6- 6	0- 0- 0
NEW MEXICO	01/24/05	68-53	W	16- 8- 2	21- 3- 1	14- 7- 0	DNP	DNP	3- 2- 3	0- 0- 0	0- 4- 8	0- 1- 1
UNIVERSITY OF UTAH	01/31/05	58-72	L	4- 1- 1	3- 1- 0	10- 4- 2	0- 1- 0	DNP	0- 0- 2	0- 0- 0	15- 0- 5	0- 0- 0
at UNLV	02/05/05	82-72	WO	16- 2- 1	0- 1- 0	10- 6- 0	DNP	DNP	0- 0- 0	DNP	19- 3- 5	0- 1- 1
at SAN DIEGO STATE	02-07-05	58-66	L	24- 4- 2	2- 1- 1	8- 1- 0	DNP	DNP	0- 0- 0	DNP	4- 2- 3	0- 0- 0
WYOMING	02/12/05	58-59	L	9- 0- 2	6- 1- 1	7- 8- 1	DNP	DNP	0- 1- 0	DNP	10- 4- 3	0- 0- 0
COLORADO STATE	02/14/05	50-49	W	16- 2- 2	3- 2- 0	4- 4- 0	DNP	DNP	DNP	DNP	10- 6- 5	DNP

Opponent	Date	Score	WL	23	34	41	43	44	52	54
				BALDERSON	BURGESS,D	MEADS,GAR	DAWES,DER	PLAISTED,	JENSEN,JA	MILES,CHR
vs North Carolina	11-22-04	50-86	L	DNP	0- 0- 0	2- 9- 1	1- 0- 0	2- 3- 1	8- 3- 1	0- 5- 0
vs Stanford	11-23-04	53-62	L	DNP	DNP	9- 5- 0	4-10- 0	1- 4- 0	11- 2- 0	DNP
vs Chaminade	11-24-04	77-56	W	DNP	DNP	DNP	10- 6- 1	0- 0- 0	16- 5- 0	2- 0- 0
CALIFORNIA	11/27/04	64-67	L	DNP	0- 0- 0	DNP	4- 8- 0	DNP	12- 2- 2	2- 1- 0
at Utah State	12/01/04	57-71	L	6- 0- 0	DNP	0- 2- 0	0- 2- 0	0- 0- 0	8- 4- 1	0- 1- 0
at USC	12/04/04	82-87	L	22- 1- 4	DNP	10- 8- 1	10- 5- 0	0- 1- 0	3- 5- 0	4- 2- 0
BOISE STATE UNIVERSITY	12/08/04	90-77	W	3- 2- 1	DNP	4- 3- 2	2- 3- 0	DNP	13- 5- 1	2- 1- 0
vs Washington State Uni	12/11/04	46-49	L	0- 0- 0	DNP	2-10- 2	6- 7- 1	DNP	0- 0- 0	2- 2- 1
UTAH STATE	12/18/04	62-84	L	2- 0- 1	DNP	4- 1- 1	0- 4- 0	DNP	4- 1- 0	0- 5- 0
NORTH CAROLINA STATE	12/21/04	61-72	L	DNP	DNP	4- 1- 0	5- 3- 0	DNP	14- 3- 0	0- 2- 0
at Weber State	12-23-04	79-61	W	0- 1- 0	DNP	10- 6- 0	7- 2- 1	DNP	16- 5- 3	0- 0- 0
SOUTHERN UTAH UNIVERSIT	12/28/04	77-52	W	11- 0- 2	DNP	DNP	10- 9- 1	DNP	2- 3- 0	0- 1- 3
SANTA CLARA	12/31/04	87-74	W	0- 1- 0	DNP	DNP	5- 5- 1	DNP	23- 5- 1	12- 3- 3
at Saint Mary's (CA)	01/04/05	51-72	L	5- 0- 0	DNP	DNP	9-10- 0	DNP	2- 7- 1	0- 2- 0
SAN DIEGO STATE	01/08/05	57-59	L	2- 1- 0	DNP	5- 6- 0	0- 3- 0	DNP	10- 7- 0	8- 5- 0
MONTANA STATE-BILLINGS	01/11/05	110-70	W	9- 3- 2	DNP	7-11- 1	DNP	DNP	16- 7- 0	7- 3- 2
at Colorado State	1-15-05	67-74	L	0- 0- 0	DNP	4- 4- 0	2- 2- 0	DNP	9-10- 0	8- 7- 1
at Wyoming Cowboys	1-17-05	71-83	L	9- 4- 0	DNP	3- 2- 0	11- 3- 0	DNP	4- 4- 1	0- 0- 0
AIR FORCE	01/22/05	49-52	L	5- 2- 2	DNP	6- 1- 0	0- 1- 0	DNP	2- 3- 0	DNP
NEW MEXICO	01/24/05	68-53	W	0- 3- 0	DNP	0- 0- 1	14-10- 2	DNP	DNP	0- 1- 0
UNIVERSITY OF UTAH	01/31/05	58-72	L	13- 2- 0	DNP	4- 4- 0	4- 2- 0	DNP	5- 3- 0	0- 0- 0
at UNLV	02/05/05	82-72	WO	23- 7- 3	DNP	0- 0- 0	9- 9- 1	DNP	3- 2- 0	2- 3- 0
at SAN DIEGO STATE	02-07-05	58-66	L	14- 1- 1	DNP	DNP	2- 5- 1	DNP	3- 4- 0	1- 4- 3
WYOMING	02/12/05	58-59	L	11- 7- 0	DNP	DNP	5- 5- 1	DNP	6- 4- 0	4- 6- 0
COLORADO STATE	02/14/05	50-49	W	8- 4- 0	DNP	DNP	3- 3- 0	DNP	3- 3- 1	3- 1- 1

2004-05 BYU Season Stats
 BYU Cougars Game-by-Game Highs (as of Feb 15, 2005)
 All games

Opponent	Date	Score	WL	POINTS	REBOUNDS	ASSISTS	STEALS	BLOCKED SHOTS
vs North Carolina	11-22-04	50-86	L	10-HALL, Mike	10-YOUNG, Keena	4-NASHIF, Terry	2-MEADS, Garner	1-MILES, Chris YOUNG, Keena HALL, Mike MEADS, Garner
vs Stanford	11-23-04	53-62	L	11-JENSEN, Jared	10-DAWES, Derek	2-HALL, Mike	1-HALL, Mike JENSEN, Jared NASHIF, Terry	1-MEADS, Garner
vs Chaminade	11-24-04	77-56	W	16-JENSEN, Jared	6-YOUNG, Keena DAWES, Derek HALL, Mike	5-HALL, Mike NASHIF, Terry	4-HALL, Mike	3-BURGESS, Sam
CALIFORNIA	11/27/04	64-67	L	23-HALL, Mike	8-DAWES, Derek NASHIF, Terry	5-NASHIF, Terry	3-HALL, Mike	3-DAWES, Derek
at Utah State	12/01/04	57-71	L	19-HALL, Mike	9-YOUNG, Keena	3-HALL, Mike AINGE, Austin	2-AINGE, Austin YOUNG, Keena JENSEN, Jared	2-MEADS, Garner YOUNG, Keena
at USC	12/04/04	82-87	L	22-BALDERSON, Ji	8-MEADS, Garner	10-NASHIF, Terry	1-NASHIF, Terry HALL, Mike MEADS, Garner MILES, Chris AINGE, Austin	1-DAWES, Derek
BOISE STATE UNIVERSITY	12/08/04	90-77	W	21-HALL, Mike	9-HALL, Mike	5-HALL, Mike AINGE, Austin	2-JENSEN, Jared	2-MILES, Chris
vs Washington State Unive	12/11/04	46-49	L	16-AINGE, Austin	10-MEADS, Garner	4-AINGE, Austin	3-ROSE, Mike	2-DAWES, Derek
UTAH STATE	12/18/04	62-84	L	21-AINGE, Austin	7-YOUNG, Keena	4-NASHIF, Terry	2-ROSE, Mike	3-MILES, Chris
NORTH CAROLINA STATE	12/21/04	61-72	L	18-HALL, Mike	10-YOUNG, Keena	8-AINGE, Austin	3-HALL, Mike	1-MILES, Chris
at Weber State	12-23-04	79-61	W	23-HALL, Mike	6-YOUNG, Keena MEADS, Garner	4-HALL, Mike YOUNG, Keena	4-AINGE, Austin	2-YOUNG, Keena
SOUTHERN UTAH UNIVERSITY	12/28/04	77-52	W	14-AINGE, Austin ROSE, Mike	9-DAWES, Derek	5-AINGE, Austin	3-AINGE, Austin	2-DAWES, Derek
SANTA CLARA	12/31/04	87-74	W	26-ROSE, Mike	7-AINGE, Austin	7-AINGE, Austin	2-HALL, Mike AINGE, Austin	3-MILES, Chris
at Saint Mary's (CA)	01/04/05	51-72	L	12-HALL, Mike	10-DAWES, Derek	2-ROSE, Mike AINGE, Austin	2-AINGE, Austin	1-JENSEN, Jared MILES, Chris YOUNG, Keena
SAN DIEGO STATE	01/08/05	57-59	L	16-HALL, Mike	7-JENSEN, Jared	5-AINGE, Austin	4-AINGE, Austin	1-MILES, Chris
MONTANA STATE-BILLINGS	01/11/05	110-70	W	16-JENSEN, Jared	11-MEADS, Garner	8-AINGE, Austin	3-BURGESS, Sam NASHIF, Terry	2-YOUNG, Keena
at Colorado State	1-15-05	67-74	L	25-AINGE, Austin	10-JENSEN, Jared	6-AINGE, Austin	2-AINGE, Austin	1-MILES, Chris JENSEN, Jared
at Wyoming Cowboys	1-17-05	71-83	L	16-HALL, Mike	5-YOUNG, Keena	3-AINGE, Austin	2-HALL, Mike AINGE, Austin	2-DAWES, Derek YOUNG, Keena
AIR FORCE	01/22/05	49-52	L	14-YOUNG, Keena	11-YOUNG, Keena	6-AINGE, Austin	1-HALL, Mike ROSE, Mike	3-HALL, Mike
NEW MEXICO	01/24/05	68-53	W	21-ROSE, Mike	10-DAWES, Derek	8-AINGE, Austin	1-YOUNG, Keena ROSE, Mike HALL, Mike DAWES, Derek NASHIF, Terry AINGE, Austin	4-DAWES, Derek
UNIVERSITY OF UTAH	01/31/05	58-72	L	15-AINGE, Austin	4-YOUNG, Keena MEADS, Garner	5-AINGE, Austin	2-HALL, Mike YOUNG, Keena	2-HALL, Mike

2004-05 BYU Season Stats
 BYU Cougars Game-by-Game Highs (as of Feb 15, 2005)
 All games

Opponent	Date	Score	WL	POINTS	REBOUNDS	ASSISTS	STEALS	BLOCKED SHOTS
at UNLV	02/05/05	82-72	WO	23-BALDERSON, Ji	9-DAWES, Derek	5-AINGE, Austin	5-HALL, Mike	1-MEADS, Garner MILES, Chris DAWES, Derek
at SAN DIEGO STATE	02-07-05	58-66	L	24-HALL, Mike	5-DAWES, Derek	3-MILES, Chris AINGE, Austin	1-AINGE, Austin DAWES, Derek BURGESS, Sam	2-DAWES, Derek MILES, Chris
WYOMING	02/12/05	58-59	L	11-BALDERSON, Ji	8-YOUNG, Keena	3-AINGE, Austin	3-BALDERSON, Ji	1-YOUNG, Keena
COLORADO STATE	02/14/05	50-49	W	16-HALL, Mike	6-AINGE, Austin	5-AINGE, Austin	5-HALL, Mike	4-MILES, Chris

2004-05 BYU Season Stats
 BYU Cougars High/Low Analysis (as of Feb 15, 2005)
 All games

BYU Cougars - TEAM GAME HIGHS

POINTS.....	110	vs Montana State-Billings (01/11/05)
	90	vs Boise State University (12/08/04)
	87	vs Santa Clara (12/31/04)
	82	at UNLV (02/05/05)
	82	at USC (12/04/04)
FIELD GOALS MADE.....	40	vs Montana State-Billings (01/11/05)
	32	at Weber State (12-23-04)
FIELD GOAL ATTEMPTS.....	73	vs Montana State-Billings (01/11/05)
	69	at Colorado State (1-15-05)
FIELD GOAL PERCENTAGE.....	.604 (32-53)	at Weber State (12-23-04)
	.548 (40-73)	vs Montana State-Billings (01/11/05)
3 PT FIELD GOALS MADE.....	13	at USC (12/04/04)
	12	vs Southern Utah University (12/28/04)
3 PT FG ATTEMPTS.....	30	at Colorado State (1-15-05)
	26	vs Wyoming (02/12/05)
3 PT FG PERCENTAGE.....	.625 (10-16)	vs Montana State-Billings (01/11/05)
	.571 (12-21)	vs Southern Utah University (12/28/04)
FREE THROWS MADE.....	33	vs Santa Clara (12/31/04)
	25	at UNLV (02/05/05)
FREE THROW ATTEMPTS.....	36	vs Santa Clara (12/31/04)
	33	at UNLV (02/05/05)
FREE THROW PERCENTAGE.....	1.000 (10-10)	vs Chaminade (11-24-04)
	1.000 (9-9)	at Weber State (12-23-04)
	1.000 (3-3)	at Saint Mary's (CA) (01/04/05)
REBOUNDS.....	47	vs Montana State-Billings (01/11/05)
	47	vs San Diego State (01/08/05)
ASSISTS.....	23	vs Montana State-Billings (01/11/05)
	19	vs Santa Clara (12/31/04)
STEALS.....	12	vs Montana State-Billings (01/11/05)
	10	vs Chaminade (11-24-04)
BLOCKED SHOTS.....	7	vs Utah State (12/18/04)
	5	at SAN DIEGO STATE (02-07-05)
	5	vs New Mexico (01/24/05)
	5	at Wyoming Cowboys (1-17-05)
	5	vs Santa Clara (12/31/04)
	5	at Utah State (12/01/04)
	5	vs CALIFORNIA (11/27/04)
	5	vs Chaminade (11-24-04)
TURNOVERS.....	27	vs North Carolina (11-22-04)
	25	at Saint Mary's (CA) (01/04/05)
FOULS.....	29	at Colorado State (1-15-05)
	23	vs Wyoming (02/12/05)

2004-05 BYU Season Stats
 BYU Cougars High/Low Analysis (as of Feb 15, 2005)
 All games

Opponent - GAME HIGHS

POINTS.....	87	at USC (12/04/04)
	86	vs North Carolina (11-22-04)
	84	vs Utah State (12/18/04)
	83	at Wyoming Cowboys (1-17-05)
	77	vs Boise State University (12/08/04)
FIELD GOALS MADE.....	32	at Wyoming Cowboys (1-17-05)
	32	at USC (12/04/04)
FIELD GOAL ATTEMPTS.....	74	vs Boise State University (12/08/04)
	70	vs Montana State-Billings (01/11/05)
FIELD GOAL PERCENTAGE.....	.619 (26-42)	vs University of Utah (01/31/05)
	.508 (30-59)	vs Utah State (12/18/04)
3 PT FIELD GOALS MADE.....	14	vs Montana State-Billings (01/11/05)
	12	vs Santa Clara (12/31/04)
3 PT FG ATTEMPTS.....	36	vs Montana State-Billings (01/11/05)
	28	vs North Carolina State (12/21/04)
	28	vs Boise State University (12/08/04)
3 PT FG PERCENTAGE.....	.526 (10-19)	vs Washington State University (12/11/04)
	.500 (9-18)	vs Utah State (12/18/04)
FREE THROWS MADE.....	26	at Colorado State (1-15-05)
	19	at UNLV (02/05/05)
FREE THROW ATTEMPTS.....	38	at Colorado State (1-15-05)
	25	vs Stanford (11-23-04)
FREE THROW PERCENTAGE.....	.864 (19-22)	at UNLV (02/05/05)
	.833 (10-12)	vs Montana State-Billings (01/11/05)
REBOUNDS.....	46	vs Utah State (12/18/04)
	45	vs CALIFORNIA (11/27/04)
ASSISTS.....	22	vs Utah State (12/18/04)
	21	at USC (12/04/04)
STEALS.....	15	vs North Carolina (11-22-04)
	12	vs Air Force (01/22/05)
	12	at Saint Mary's (CA) (01/04/05)
BLOCKED SHOTS.....	8	at UNLV (02/05/05)
	7	at Colorado State (1-15-05)
TURNOVERS.....	23	vs Montana State-Billings (01/11/05)
	21	vs Chaminade (11-24-04)
FOULS.....	31	vs Santa Clara (12/31/04)
	23	vs Montana State-Billings (01/11/05)
	23	vs Stanford (11-23-04)

2004-05 BYU Season Stats
 BYU Cougars High/Low Analysis (as of Feb 15, 2005)
 All games

BYU Cougars - GAME LOWS

POINTS.....	46	vs Washington State University (12/11/04)
	49	vs Air Force (01/22/05)
	50	vs North Carolina (11-22-04)
	50	vs Colorado State (02/14/05)
	51	at Saint Mary's (CA) (01/04/05)
FIELD GOALS MADE.....	17	vs Stanford (11-23-04)
	17	vs Washington State University (12/11/04)
FIELD GOAL ATTEMPTS.....	42	vs Air Force (01/22/05)
	44	vs University of Utah (01/31/05)
FIELD GOAL PERCENTAGE.....	.300 (18-60)	vs Wyoming (02/12/05)
	.316 (18-57)	vs North Carolina (11-22-04)
3 PT FIELD GOALS MADE.....	3	vs San Diego State (01/08/05)
	4	vs Stanford (11-23-04)
	4	at Wyoming Cowboys (1-17-05)
3 PT FG ATTEMPTS.....	11	at Weber State (12-23-04)
	11	vs University of Utah (01/31/05)
3 PT FG PERCENTAGE.....	.158 (3-19)	vs San Diego State (01/08/05)
	.222 (4-18)	at Wyoming Cowboys (1-17-05)
FREE THROWS MADE.....	3	at Saint Mary's (CA) (01/04/05)
	3	vs Air Force (01/22/05)
FREE THROW ATTEMPTS.....	3	at Saint Mary's (CA) (01/04/05)
	8	at Utah State (12/01/04)
	8	vs Air Force (01/22/05)
FREE THROW PERCENTAGE.....	.375 (3-8)	vs Air Force (01/22/05)
	.471 (8-17)	vs Colorado State (02/14/05)
REBOUNDS.....	20	vs University of Utah (01/31/05)
	24	at SAN DIEGO STATE (02-07-05)
ASSISTS.....	4	vs Stanford (11-23-04)
	7	at Wyoming Cowboys (1-17-05)
STEALS.....	2	vs Air Force (01/22/05)
	3	vs Stanford (11-23-04)
	3	at SAN DIEGO STATE (02-07-05)
BLOCKED SHOTS.....	1	vs Stanford (11-23-04)
	1	at USC (12/04/04)
	1	vs North Carolina State (12/21/04)
	1	vs San Diego State (01/08/05)
	1	vs Wyoming (02/12/05)
TURNOVERS.....	8	vs CALIFORNIA (11/27/04)
	8	at Weber State (12-23-04)
FOULS.....	12	vs Air Force (01/22/05)
	13	vs San Diego State (01/08/05)

2004-05 BYU Season Stats
 BYU Cougars High/Low Analysis (as of Feb 15, 2005)
 All games

Opponent - GAME LOWS

POINTS.....	49	vs Washington State University (12/11/04)
	49	vs Colorado State (02/14/05)
	52	vs Southern Utah University (12/28/04)
	52	vs Air Force (01/22/05)
	53	vs New Mexico (01/24/05)
FIELD GOALS MADE.....	16	vs Washington State University (12/11/04)
	17	vs Southern Utah University (12/28/04)
FIELD GOAL ATTEMPTS.....	42	vs University of Utah (01/31/05)
	43	vs Air Force (01/22/05)
FIELD GOAL PERCENTAGE.....	.327 (16-49)	vs Washington State University (12/11/04)
	.327 (18-55)	vs New Mexico (01/24/05)
3 PT FIELD GOALS MADE.....	2	vs Stanford (11-23-04)
	2	vs San Diego State (01/08/05)
	2	vs University of Utah (01/31/05)
	2	vs Colorado State (02/14/05)
3 PT FG ATTEMPTS.....	8	vs University of Utah (01/31/05)
	9	vs CALIFORNIA (11/27/04)
3 PT FG PERCENTAGE.....	.143 (2-14)	vs San Diego State (01/08/05)
	.176 (3-17)	at Utah State (12/01/04)
	.176 (3-17)	at UNLV (02/05/05)
FREE THROWS MADE.....	3	vs Air Force (01/22/05)
	6	vs Chaminade (11-24-04)
FREE THROW ATTEMPTS.....	4	vs Air Force (01/22/05)
	11	vs Washington State University (12/11/04)
FREE THROW PERCENTAGE.....	.462 (6-13)	vs Chaminade (11-24-04)
	.500 (10-20)	at Wyoming Cowboys (1-17-05)
REBOUNDS.....	21	vs Air Force (01/22/05)
	27	vs University of Utah (01/31/05)
ASSISTS.....	6	vs CALIFORNIA (11/27/04)
	9	at Weber State (12-23-04)
	9	vs New Mexico (01/24/05)
STEALS.....	1	at Weber State (12-23-04)
	2	vs Boise State University (12/08/04)
BLOCKED SHOTS.....	0	at Weber State (12-23-04)
	1	vs North Carolina (11-22-04)
	1	vs Santa Clara (12/31/04)
	1	vs Air Force (01/22/05)
	1	vs New Mexico (01/24/05)
TURNOVERS.....	8	vs Air Force (01/22/05)
	9	at Utah State (12/01/04)
FOULS.....	11	at Utah State (12/01/04)
	11	vs Washington State University (12/11/04)

2004-05 BYU Season Stats
 BYU Cougars High/Low Analysis (as of Feb 15, 2005)
 All games

BYU Cougars - INDIVIDUAL GAME HIGHS

POINTS.....	26	ROSE, Mike vs Santa Clara (12/31/04)
	25	AINGE, Austin at Colorado State (1-15-05)
	24	HALL, Mike at SAN DIEGO STATE (02-07-05)
	23	BALDERSON, Jimmy at UNLV (02/05/05)
	23	JENSEN, Jared vs Santa Clara (12/31/04)
	23	HALL, Mike at Weber State (12-23-04)
	23	HALL, Mike vs CALIFORNIA (11/27/04)
FIELD GOALS MADE.....	9	HALL, Mike at Weber State (12-23-04)
	8	HALL, Mike at SAN DIEGO STATE (02-07-05)
	8	AINGE, Austin at Colorado State (1-15-05)
	8	JENSEN, Jared at Weber State (12-23-04)
	8	HALL, Mike vs CALIFORNIA (11/27/04)
FIELD GOAL ATT.....	18	HALL, Mike vs New Mexico (01/24/05)
	18	HALL, Mike vs CALIFORNIA (11/27/04)
FG PCT (min 5 made).....	.857 (6-7)	DAWES, Derek vs New Mexico (01/24/05)
	.778 (7-9)	YOUNG, Keena vs Air Force (01/22/05)
	.778 (7-9)	JENSEN, Jared vs Santa Clara (12/31/04)
3 PT FG MADE.....	6	ROSE, Mike vs Boise State University (12/08/04)
	5	BALDERSON, Jimmy at UNLV (02/05/05)
	5	ROSE, Mike vs New Mexico (01/24/05)
	5	AINGE, Austin at Colorado State (1-15-05)
	5	HALL, Mike at Weber State (12-23-04)
	5	BALDERSON, Jimmy at USC (12/04/04)
3 PT FG ATTEMPTS.....	9	HALL, Mike vs Wyoming (02/12/05)
	9	BALDERSON, Jimmy at UNLV (02/05/05)
	9	ROSE, Mike vs New Mexico (01/24/05)
	9	AINGE, Austin at Colorado State (1-15-05)
	9	ROSE, Mike at Colorado State (1-15-05)
	9	ROSE, Mike vs Washington State University (12/11/04)
	9	ROSE, Mike vs Boise State University (12/08/04)
	9	AINGE, Austin at Utah State (12/01/04)
3-PT FG PCT (min 2 made).....	1.000 (4-4)	HALL, Mike at SAN DIEGO STATE (02-07-05)
	1.000 (2-2)	NASHIF, Terry vs Montana State-Billings (01/11/05)
FREE THROWS MADE.....	9	JENSEN, Jared vs Santa Clara (12/31/04)
	8	HALL, Mike at UNLV (02/05/05)
	8	HALL, Mike vs San Diego State (01/08/05)
	8	ROSE, Mike vs Santa Clara (12/31/04)
FREE THROW ATT.....	11	ROSE, Mike vs Santa Clara (12/31/04)
	11	DAWES, Derek vs Southern Utah University (12/28/04)
FT PCT (min 5 made).....	1.000 (9-9)	JENSEN, Jared vs Santa Clara (12/31/04)
	1.000 (8-8)	HALL, Mike vs San Diego State (01/08/05)
	1.000 (6-6)	JENSEN, Jared vs North Carolina State (12/21/04)
REBOUNDS.....	11	YOUNG, Keena vs Air Force (01/22/05)
	11	MEADS, Garner vs Montana State-Billings (01/11/05)
ASSISTS.....	10	NASHIF, Terry at USC (12/04/04)
	8	AINGE, Austin vs New Mexico (01/24/05)
	8	AINGE, Austin vs Montana State-Billings (01/11/05)
	8	AINGE, Austin vs North Carolina State (12/21/04)
STEALS.....	5	HALL, Mike vs Colorado State (02/14/05)
	5	HALL, Mike at UNLV (02/05/05)
BLOCKED SHOTS.....	4	MILES, Chris vs Colorado State (02/14/05)
	4	DAWES, Derek vs New Mexico (01/24/05)
TURNOVERS.....	8	NASHIF, Terry vs North Carolina (11-22-04)