

No. 19 All-Time Wins • 36th All-Time Winning Percentage • 2 National Titles • 26 Conference Titles • 21 NCAA Tournaments • 30 Postseason Invitations
 1 National Player of the Year • 2 Basketball Hall of Fame Inductees • 40 All-America Citations • 43 NBA Draft Selections • 96 All-Conference Citations

2004-05 COUGAR BASKETBALL

Game 28 — BYU @ Utah

2004-05 BYU SCHEDULE / RESULTS

NOVEMBER

5 (Fri.)	BYU-Hawaii (exhibition)	85-70	W
12 (Fri.)	Calgary (exhibition)	86-52	W
22-24	EA Sports Maui Invitational in Maui, Hawaii		
22 (Mon.)	vs. North Carolina (ESPN2)	50-86	L
23 (Tue.)	vs. Stanford	53-62	L
24 (Wed.)	vs. Chaminade	77-56	W
27 (Sat.)	California (Comcast)	64-67	L

DECEMBER

1 (Wed.)	@ Utah State (KJZZ)	57-71	L
4 (Sat.)	@ USC (Fox Sports Net 2)	82-87	L
8 (Wed.)	Boise State (KBCL-TV)	90-77	W
11 (Sat.)	vs. Wash. St. @ Delta Center	46-49	L
18 (Sat.)	Utah State (SWP)	62-84	L
21 (Tue.)	North Carolina St (SWP/FNSN)	61-72	L
23 (Thu.)	@ Weber State	79-61	W
28 (Tue.)	Southern Utah	77-52	W
31 (Fri.)	Santa Clara	87-74	W

JANUARY

4 (Tue.)	@ Saint Mary's (Comcast)	51-72	L
8 (Sat.)	*San Diego State (SWP-KSL)	57-59	L
11 (Tue.)	Montana State-Billings	110-70	W
15 (Sat.)	*@ Colorado State (ESPN+)	67-74	L
17 (Mon.)	*@ Wyoming (ESPN)	71-83	L
22 (Sat.)	*Air Force (ABC)	49-52	L
24 (Mon.)	*New Mexico (SWP-UPN)	68-53	W
31 (Mon.)	*Utah (ESPN)	58-72	L

FEBRUARY

5 (Sat.)	*@ UNLV (ESPN+)	82-72 (OT)	W
7 (Mon.)	*@ San Diego St. (SWP-UPN)	58-66	L
12 (Sat.)	*Wyoming (SWP-KSL)	58-59	L
14 (Mon.)	*Colorado State (SWP-UPN)	50-49	W
19 (Sat.)	*@ New Mexico (SWP-KSL)	72-91	L
21 (Mon.)	*@ Air Force (SWP-UPN)	39-70	L
26 (Sat.)	*@ Utah (ESPN+)	1 p.m.	

MARCH

5 (Sat.)	*UNLV (SWP-KSL)	7 p.m.	
10-12	@ MWC Tournament, Denver (ESPN, ERT)		

Times are local to site and subject to change

BYU PLAYS AT UTAH SATURDAY AT 1 P.M.

BYU (9-18, 3-9 MWC) will play the final game of a three-game road stretch when the Cougars meet the 12th-ranked Utah Utes (23-4, 11-1) Saturday at 1 p.m. in the Huntsman Center in Salt Lake City. The game will be broadcast on ESPN+Plus (KJZZ-TV in Utah) as well as being available via ESPN FULL COURT. The radio broadcast can be heard on KSL Newsradio 1160 (KSL.com).

UP NEXT FOR THE COUGARS

The Cougars return home for the final game of the regular season when they face UNLV Saturday, March 5, at 7 p.m. in the Marriott Center. The game will be a SportsWest telecast available in Utah on KSL-TV.

COUGAR QUICK HITS

- BYU (9-18, 3-9 MWC) is 6-7 at home, 2-8 away and 1-3 on a neutral floor. Saturday's game will be BYU's fourth this season against a top-25 team (North Carolina, NC State and Utah). BYU's non-league schedule this season included four Pac-10 opponents and two ACC teams.
- The Cougars are coming off two blowout losses. BYU had held the lead or been tied in the second half of every league game until the last two games. Overall, nine of BYU's losses have been single-digit setbacks, including six by five points or less and five defeats of three-points or less. Eight of BYU nine wins had been double-digit victories, including its overtime win at UNLV. It's last win was a one-point victory at home over Colorado State.
- With BYU's last victory against Colorado State, BYU coach Steve Cleveland passed Frank Arnold (1975-83) into fourth place on BYU's all-time victory list with 138 wins. He needs 14 more wins to equal Ott Romney (1927-35) and Roger Reid (1989-96) who both achieved 152 victories.
- BYU coach Steve Cleveland has utilized 17 different starting lineups this season while dealing with injuries and inconsistent play from an inexperienced roster. Before using his 16th lineup at UNM due to Keena Young's injury, he had used the same lineup the prior six games - the first time this year the same five players have started even three consecutive games.
- The 10 BYU players averaging double-digit minutes this season include six sophomores, three seniors and one freshman. Only three players - seniors Mike Hall and Jared Jensen and sophomore Garner Meads - averaged more than 10 minutes during a prior season as a Cougar. Of BYU's freshmen top-20 signing class, only F/C Chris Miles is currently playing as David Burgess (ankles) and Trent Plaisted (knees) are out while top guard prospect and Arizona Player of the Year Lee Cummard has not been with the team this year after opting to serve an LDS Church mission. After returning early, he will join BYU next season.
- Senior guard Mike Hall leads BYU in scoring at 13.7 ppg. Sophomore point guard Austin Ainge contributes 9.4 ppg. Ainge leads BYU with 3.9 assists (3rd in MWC; 4.4 apg in league games is 2nd in MWC). Sophomore transfer Keena Young pulls down a team-best 5.6 rebounds but is out of action with a broken hand. Sophomore center Derek Dawes adding 4.8 rpg. Jared Jensen is No. 4 in the MWC in FG (.580) and FT (.836) percentage.

BYU GAME #28 FAST FACTS

BYU COUGARS (9-18 3-9 MWC) at No. 12 UTAH UTES (23-4, 11-1 MWC)

SATURDAY, FEB. 26, 2005
 JON M. HUNTSMAN CENTER (15,000)
 SALT LAKE CITY 1:04 p.m. MST

Coaches: .BYU, Steve Cleveland (138-105 in eighth season; same overall)

.....Utah, Ray Giacoletti (23-4 in first season; 140-87 in eighth season overall)

Series: ...Utah leads, 121-117 (Utah defeated BYU 72-58 earlier this season in Provo)

TV:ESPN+Plus (KJZZ-TV in Utah and available nationally via ESPN FULL COURT with Rich Waltz calling play-by-play and Irv Brown adding analysis)

Radio: ...KSL 1160, BYU Sports Network (Greg Wrubell calls play-by-play with Mark Durrant adding commentary)

Web:Live audio and live stats are available at byucougars.com/basketball_m/ (see upcoming schedule)

BYU'S PROJECTED STARTERS:

POS. #	NAME	HT.	WT.	YR.	HOMETOWN / LAST TEAM	PPG	RPG	NOTE
F/C 54	Chris Miles	6-11	235	Fr.	Provo, UT / Timpview HS	2.8	2.4	Has five starts this year; most recently at New Mexico
C 43	Derek Dawes	6-11	265	So.	Salt Lake City, UT / Cottonwood HS	5.1	4.8	Started the seven games prior to last outing at Air Force
G/F 23	Jimmy Balderson	6-6	200	So.	Magrath, Alberta / Magrath HS	6.7	2.0	Started the last 10 games and 13 overall this year
G/F 1	Mike Hall	6-3	205	Sr.	San Bernardino, CA / Dixie State College	13.7	3.4	Top returning scorer; 2004 MWC Defender of the Year
G 13	Austin Ainge	6-2	180	So.	Gilbert, AZ / Highland HS	9.4	2.9	Adds 3.9 apg No. 3 in MWC (4.4 apg No. 2/MWC games)

BYU OFF THE BENCH:

POS. #	NAME	HT.	WT.	YR.	HOMETOWN / LAST TEAM	PPG	RPG	NOTE
G 2	Mike Rose	6-2	185	So.	Houston, TX / Spring Woods HS	8.1	1.7	Leads team and is 2nd in MWC with 53 three-pointers
F 3	Keena Young	6-6	205	So.	Beaumont, TX / South Plains College	7.2	5.6	Out (broken hand), leads team in rebounds per game
F 4	Joshua Burgess	6-8	230	Jr.	Irvine, CA / Irvine Valley College	0.6	0.4	Has seen late action in five games, last at AFA Monday
G 10	Terry Nashif	5-10	165	Sr.	Vancouver, WA / Evergreen HS	1.9	1.3	Senior captain adds 1.8 assists per game
G 12	Brock Reichner	6-4	205	Jr.	Provo, UT / Salt Lake Community College	1.3	1.1	Had five rebounds and three steals in first start at AFA
G 20	Sam Burgess	6-3	190	So.	Alpine, UT / Snow College	2.2	0.9	Has seen action at both guard positions, 9 points at AFA
F 41	Garner Meads	6-8	225	So.	Salt Lake City, UT / Brighton HS	4.4	4.3	Doubtful (leg) - missed last 5 games, 10 overall due to injury
F/C 52	Jared Jensen	6-9	250	Sr.	West Haven, UT / Fremont HS	8.2	3.9	20 points (9-10 shooting) at UNM, 19 starts this year



BYU SERIES RECORD VS.

UTAH

Overall Series Record: Utah leads 121-117
 BYU Record in Provo: 65-47
 BYU Record in Salt Lake: 46-70
 BYU Record at Neutral Sites: 6-4
 BYU Record under Steve Cleveland: 4-14
 BYU Record in OT Games: 4-6* (1-1 Rd, 2-5 Hm, 1-0 Ntrl)
 * 1-0 in 2OT, 0-2 in 3OT - all in Provo (83-85)
 Last Overtime Game: 1991, won v. Utah @ WAC, 51-49
 Longest BYU Win Streak: 8 (1909-12)
 Longest Utah Win Streak: 12 (1995-2000)
 Largest BYU Margin of Victory: 31 two times (1965, 94)
 Largest Utah Margin of Victory: 36, 85-49 (1997)
 Most Points Scored by BYU: 115 (1966)
 Most Points Scored by Utah: 106 two times (1962, 1963)

RECENT SERIES RESULTS

Date	Opponent	Score	W/L
2-5-83	at Utah	72-75	L
3-5-83	Utah (3OT)	62-64	L
1-14-84	Utah (2OT)	113-105	W
2-8-84	at Utah	82-79	W
1-26-85	at Utah	63-62	W
3-2-85	Utah (3OT)	85-86	L
1-25-86	Utah	87-69	W
2-22-86	at Utah	71-74	L
1-24-87	at Utah	80-70	W
2-14-87	Utah	58-65	L
2-4-88	Utah	82-64	W
2-27-88	at Utah	60-62	L
2-2-89	at Utah	86-90	L
2-25-89	Utah	81-74	W
1-25-90	Utah	65-49	W
2-10-90	at Utah	73-89	L
2-16-91	at Utah	74-81	L
3-2-91	Utah (OT)	71-72	L
3-9-91	vs. Utah (OT)	51-49	W
2-20-92	Utah	58-56	W
3-7-92	at Utah	87-73	W
3-13-92	vs. Utah+	75-62	W
1-9-93	Utah	53-54	L
2-27-93	at Utah	83-89	L
1-8-94	at Utah	64-62	W
2-26-94	Utah	73-70	W
3-10-94	vs. Utah+	96-65	W
1-3-95	Utah	64-57	W
3-4-95	at Utah	79-87	L
1-2-96	at Utah	77-83	L
3-2-96	Utah	85-96	L
1-11-97	Utah	51-61	L
2-6-97	at Utah	49-85	L
1-10-98	Utah	61-71	L
2-5-98	at Utah	68-83	L
1-9-99	at Utah	54-75	L
2-6-99	Utah	46-71	L
3-4-99	vs. Utah*	62-81	L
1-15-00	Utah	49-56	L
2-12-00	at Utah	62-77	L
3-10-00	vs. Utah#	58-54	W
1-29-01	Utah	69-61	W
2-24-01	at Utah	75-82	L
1-28-02	at Utah	66-71	L
2-23-02	Utah	63-61	W
1-25-03	Utah	75-79	L
2-24-03	at Utah	64-71	L
1-31-04	at Utah	56-64	L
3-1-04	Utah	70-57	W
3-12-04	vs. Utah#	51-54	L
1-31-05	Utah	58-72	L

*WAC Tournament
 #MWC Tournament

LOOKING AT UTAH

With an 11-1 mark in Mountain West Conference play, the No. 12 Utes have already secured the regular-season league championship. However, their 18-game winning streak was snapped with a 65-54 loss to New Mexico on Monday. Utah is led by 7-0 sophomore center Andrew Bogut. The 2004 MWC Freshman of the Year is averaging 20.4 points per game and 11.9 rebounds per game, leading the league in both categories and ranking first in the nation on the glass. Bogut has started every game this season and is shooting 63.9 percent from the field, first in the MWC and fourth in the nation. Senior Marc Jackson, who returns this season after a year-long hiatus, is second on the team in scoring with 10.9 ppg. The 6-1 guard also leads the team in assists, averaging 3.4 per outing, and is tops in three-point field goal percentage, making 48.5 percent from beyond the arc. Junior Bryant Markson, who is third on the team in scoring with 10.3 ppg and second in rebounding with 4.0 per game, is questionable for this week's contest after suffering an injury at New Mexico. A 2004 MWC All-Tournament Team selection, junior Richard Chaney is fourth on the team in scoring at 9.3 ppg. As a team, Utah shoots 52 percent from the field, including 47.6 percent from three-point range, while averaging 69.2 points per game. The Utes allow their opponents to shoot 42.2 percent with a 35.4 percent efficiency from beyond the arc while averaging 56.9 points per game. Utah is ranked sixth in the nation in scoring defense, second in field goal percentage and third in rebound margin (10.3). First-year Ute head coach Ray Giaocchetti owns a 140-87 record in his eighth season overall.

LAST OUTING - UTES UPSET BY LOBOS

ALBUQUERQUE, N.M. - Mark Walters scored a season-high 22 points and New Mexico beat No. 12 Utah 65-54 Monday night, snapping the Utes' 18-game winning streak. The Lobos (20-6, 7-4 Mountain West Conference) used tenacious defense and strong rebounding to win for the sixth time in seven games. The Utes (23-4, 11-1), who clinched the conference regular-season title with a victory over Air Force on Saturday, shot just 37 percent. Utah entered the game ranked second in the nation in field goal percentage (52.8) and third in rebounding margin. Utah center Andrew Bogut, averaging 20.6 points and 11.8 rebounds a game, finished with 15 points and 13 rebounds. But he shot just 3-for-11 in the second half and didn't get many touches until after the Lobos' lead had reached double digits late in the second half. Danny Granger, New Mexico's leading scorer and rebounder, had 15 points and nine boards, but it was Walters who repeatedly hit the big shot or came up with a key steal. Walters made a layup and followed with a 3-pointer with 5 seconds left on the shot clock to finish a 7-0 run that gave New Mexico a 56-42 lead with 3:42 left. Utah got within 58-51 on a dunk by Justin Hawkins with 1:13 left, but New Mexico sealed it with five free throws and a dunk by David Chiotti in the final 57 seconds.

UTAH'S PROJECTED STARTERS

Pos. #	Name	Ht.	Wt.	Yr.	PPG	RPG
F 5	Justin Hawkins	6-5	220	So.	7.8	3.7
F 13	Richard Chaney	6-4	195	Jr.	9.3	2.3
C 4	Andrew Bogut	7-0	240	So.	20.4	11.9
G 2	Marc Jackson	6-1	175	Sr.	10.9	3.3
G 11	Tim Drisdorn	6-3	203	So.	5.1	2.0

SERIES NOTES

BYU and Utah will meet for the 239th time Monday. The series ranks 10th in the NCAA record book in terms of most games in a rivalry and is the 11th longest running rivalry dating back to 1909. Utah is the opponent that BYU has played the most in its history (238 games) and is BYU's second longest running series (Utah State series began in 1905 and includes 220 games). BYU won the inaugural game, 32-9 in Provo, on Jan. 23, 1909, and won again on March 5 of that year, 40-27, in SLC on its way to winning the first eight games against the Utes. Utah beat the Cougars 72-58 in Provo earlier this season. Last year BYU won in Provo after the Utes' come-from-behind win in Salt Lake City and then lost to Utah in the semifinals of the MWC Tournament. The Utes' 2003 victory in Provo ended BYU's nation-best 44-game homecourt victory streak. Utah has won seven of the last 11 games since BYU ended a string of 12 straight Utah wins, its longest in the series, with the Cougars' 58-54 win at the 2000 MWC tournament semifinals. The Utes have won 10 straight at the Huntsman Center. BYU's last win at Utah was a 64-62 victory on Jan. 8, 1994. That win started a four-game BYU winning streak that preceded Utah's 12-game streak. BYU has a 65-47 record in Provo against the Utes, while Utah holds a 70-46 advantage in Salt Lake City. BYU has a 6-4 edge on neutral floors.

UTES HOLD RARE EDGE IN LONG-RUNNING SERIES

In the 96 years of the BYU-Utah series, this season will mark only the third year the Cougars have finished a season trailing Utah in the overall series. Utah has held the advantage at the end of each of the last three seasons. Utah swept the regular-season series in 2000 to take its first-ever lead (114-113) in the overall series since it began in 1909. BYU evened the series with a 2000 MWC Tournament victory that year. Utah again held a one-game edge (116-115) in 2002 with its win in Salt Lake City. In the second game that year the Cougars staged a second-half comeback from 21 points down to even the series again at 116-116. With its sweep of the season series in 2003, Utah earned its third overall advantage in the long-running series and finished a season with the lead for the first time ever. It was also Utah's first-ever multi-game lead (118-116). Utah won two out of three meetings last year to increase its advantage and won in Provo this year to earn its largest series lead of four games (121-117).



THIS YEAR'S BOX SCORE - IN PROVO

01/31/05 10:01 PM at Marriott Center, Provo, UT
VISITORS: University of Utah 18-3, 6-0

#	Player	tot-fg		3-pt		rebounds			pf	tp	a	to	blk	s	min														
		fg	fga	fga	fta	ft	of	de								tot													
20	MARKSON, Bryant	f	5	7	1	0	2	1	3	4	11	1	5	1	2	32													
30	JACKSON, Chris	f	0	0	0	0	0	0	0	0	0	0	0	0	0	6													
04	BOGUT, Andrew	c	7	10	0	0	6	8	1	8	9	2	20	4	4	5	1	37											
02	JACKSON, Marc	g	3	7	0	3	4	4	1	3	4	3	10	4	2	0	0	37											
11	DRISDOM, Tim	g	4	6	1	3	2	3	1	1	2	2	11	2	2	0	1	30											
03	CALVIN, Jermaine	0	0	0	0	0	0	0	0	0	0	0	0	0	0	0	2	3											
05	HAWKINS, Justin	4	4	0	0	1	1	2	2	4	9	1	1	0	0	0	23												
10	VERSON, Casey	0	0	0	0	0	0	0	0	0	0	0	0	0	0	0	1	30											
13	CHANEY, Richard	2	4	0	0	3	3	0	2	2	4	7	1	1	0	0	14												
15	GRANT, Chris	0	0	0	0	0	0	0	0	0	0	0	0	0	0	0	1												
51	LANGVAD, Jonas	1	4	0	1	2	2	0	0	0	0	4	0	0	0	1	17												
TEAM																													
Totals.....		26		42		2		8		18		23		7		20		72		13		16		6		5		200	

TOTAL FG%	1st Half: 9-18 50.0%	2nd Half: 17-24 70.8%	Game: 61.9%	DEADBALL
3-Pt. FG%	1st Half: 1-6 16.7%	2nd Half: 1-2 50.0%	Game: 25.0%	REBOUNDS
F Throw %	1st Half: 9-12 75.0%	2nd Half: 9-11 81.8%	Game: 78.3%	3

HOME TEAM: Brigham Young 7-14, 1-5

#	Player	tot-fg		3-pt		rebounds			pf	tp	a	to	blk	s	min																
		fg	fga	fga	fta	ft	of	de								tot															
01	HALL, Mike	f	7	11	3	2	1	1	1	3	4	1	0	2	2	31															
03	YOUNG, Keena	f	3	6	0	0	4	7	1	3	4	3	10	2	2	2	23														
43	DAWES, Derek	c	2	3	0	0	0	0	1	1	2	5	4	0	2	0	1	17													
13	AINGE, Austin	g	5	8	1	3	4	5	0	0	0	1	15	5	3	0	1	32													
23	BALDERSON, Jimmy	g	4	6	3	4	2	4	1	1	2	3	13	0	1	0	1	20													
02	ROSE, Mike	1	2	1	1	0	0	0	1	1	3	3	0	2	0	0	23														
04	BURGESS, Joshua	0	0	0	0	0	0	0	1	1	0	0	0	0	0	0	1														
10	NASHIF, Terry	0	1	0	0	0	0	0	0	0	0	2	1	0	0	0	9														
12	RECHNER, Brock	0	0	0	0	0	0	0	0	0	0	0	0	0	0	0	2														
20	BURGESS, Sam	0	0	0	0	0	0	0	0	0	0	0	0	0	0	0	2														
41	MEADS, Garner	2	6	0	0	0	0	3	1	4	1	4	0	1	1	0	17														
52	JENSEN, Jared	1	3	0	0	3	5	2	1	3	1	5	0	0	0	0	14														
54	MILES, Chris	0	2	0	0	0	0	0	0	0	2	0	0	0	1	0	8														
TEAM																															
Totals.....		19		44		5		11		15		23		9		11		22		58		10		12		4		8		200	

TOTAL FG%	1st Half: 11-26 42.3%	2nd Half: 8-18 44.4%	Game: 43.2%	DEADBALL
3-Pt. FG%	1st Half: 3-7 42.9%	2nd Half: 2-4 50.0%	Game: 45.5%	REBOUNDS
F Throw %	1st Half: 4-7 57.1%	2nd Half: 11-16 68.8%	Game: 65.2%	4

Officials: David Hall, Randy McCall, Larry Spaulding
Technical fouls: University of Utah-MARKSON, Bryant, Brigham Young-HALL

Mike: MILES, Chris
Attendance: 14072

Score by Periods	1st	2nd	Total
University of Utah	28	44	72
Brigham Young	29	29	58

Points in the paint-UT 44, BY 18. Points off turnovers-UT 17, BY 24.
2nd chance points-UT 6, BY 5. Fast break points-UT 4, BY 0.
Bench points-UT 20, BY 12. Score tied-4 times. Lead changes-12 times.

THIS YEAR IN PROVO - NO. 21 UTES PULL AWAY IN SECOND HALF

PROVO, Utah (Jan. 31, 2005) - A solid first half was not enough for the Cougars as the University of Utah pulled away to defeat BYU, 72-58, Monday in the Marriott Center in the first of two meetings between the in-state rivals. No. 21 Utah increased its lead to 121-117 in the series, its largest margin ever. BYU Coach Steve Cleveland said his team played a solid first half but made too many mistakes to stay in the game. Austin Ainge led three double figure scorers for BYU with 15 points while Jimmy Balderson recorded 13 and Keena Young contributed 10. Ainge added five assists, and Young and Garner Meads had four rebounds each. Four Utes finished with double digits, led by Andrew Bogut's game-high 20. Bryant Markson and Tim Drisdom had 11 points each, and Mark Jackson chipped in 10. Bogut also had a game-high nine rebounds and added four assists. For the game, the Cougars shot 43.2 percent (19-44) while Utah connected on 61.9 percent of its shots (26-42). The Utes also won the rebounding battle, grabbing 27 to BYU's 20. The Cougars did not let Utah's No. 21 ranking intimidate them in the first period as they came out aggressive on both sides of the ball. Derek Dawes gave BYU its first lead at 3-2 with a thunderous dunk off a feed from Ainge. The Utes went ahead at 7-5 before an Ainge three gave the Cougars a lead they would hold for more than nine minutes. Rose hit a three from the corner that was followed by an Ainge turnaround jumper over Bogut, putting BYU up 15-9. Utah chipped its way back into the game with a 5-0 run, cutting the lead to 15-14, but a Balderson layup for the Cougars pushed the lead back to three. The Utes then went on an 8-2 run, capped by layups from Jackson and Bogut to give Utah a 22-19 lead. BYU put together a run of its own with Jared Jensen and Ainge hitting two-point field goals and Balderson nailing a three. A Jensen free throw extended the Cougars' lead to 27-24. Utah took the lead once more on four consecutive free throws by Bogut. Meads came down the floor determined to send his team into the locker room with the lead, rebounding his own miss and putting it back for the 29-28 halftime lead. It marked only the fourth time this season the Utes have gone into the locker room trailing. The shot also made Meads the eighth BYU player to score in the first half. Utah stormed out of the gates in the second period of play, scoring the first four points before Balderson tied the score at 32 with a three pointer from the corner. The Utes then scored seven straight points, forcing a BYU timeout. The timeout did not halt the momentum as Markson kept the run alive by getting a dunk and a three-pointer to put the Utes up 44-32, extend the run to 16-3 and forcing another Cougar timeout. Hall ended the run with a turnaround jumper out of the timeout to pull the Cougars to within 10. But Utah again pulled away, going up by 13 at 54-41. Balderson responded with a three to again cut the lead to 10. BYU would get no closer as the Utes stayed in control the rest of the way to take the game and stay perfect in the Mountain West.

WHAT BYU COACH STEVE CLEVELAND HAD TO SAY AFTER THE GAME IN PROVO THIS YEAR
"The turning point of the game was in the second half. We had control of the basketball game but we let it go in the first three or four minutes of the second half. We're not good enough to beat this caliber of team when our whole team isn't playing well."

LAST YEAR'S BOX SCORE - AT UTAH

01/31/04 1:04 PM at Huntsman Center - Salt Lake City, Utah
VISITORS: BYU 12-7, 2-4 MWC

#	Player	tot-fg		3-pt		rebounds			pf	tp	a	to	blk	s	min																
		fg	fga	fga	fta	ft	of	de								tot															
03	BIGELOW, Mark	f	7	11	3	5	5	5	0	3	3	1	22	1	2	1	0	37													
41	MEADS, Garner	f	3	6	0	1	4	5	3	2	5	2	10	1	1	1	1	29													
55	ARAUJO, Rafael	c	3	15	0	1	2	3	4	5	9	4	8	1	3	0	4	33													
01	HALL, Mike	g	3	11	0	2	2	0	1	1	4	8	1	2	1	2	34														
04	LEMES, Luiz	g	1	4	0	0	0	0	0	1	0	2	1	0	0	2	30														
00	WOODBERRY, Kevin	1	4	2	1	0	0	0	0	0	3	2	1	0	0	0	21														
05	SHOFF, Jake	2	2	0	0	0	0	0	0	0	4	0	0	0	0	0	16														
TEAM																															
Totals.....		20		53		3		12		13		15		14		29		14		56		6		8		3		9		200	

TOTAL FG%	1st Half: 13-27 48.1%	2nd Half: 7-26 26.9%	Game: 37.7%	DEADBALL
3-Pt. FG%	1st Half: 3-7 42.9%	2nd Half: 0-5 0.0%	Game: 25.0%	REBOUNDS
F Throw %	1st Half: 5-5 100%	2nd Half: 8-10 80.0%	Game: 86.7%	0

HOME TEAM: Utah 16-5, 4-2 MWC

#	Player	tot-fg		3-pt		rebounds			pf	tp	a	to	blk	s	min																
		fg	fga	fga	fta	ft	of	de								tot															
04	BOGUT, Andrew	f	9	13	1	2	3	3	9	12	2	21	3	3	2	0	34														
13	CHANEY, Richard	f	1	3	0	1	0	0	4	0	4	2	2	0	1	1	1	33													
54	FROST, Tim	c	1	7	0	2	0	0	3	0	3	3	2	3	1	0	0	29													
11	DRISDOM, Tim	g	5	7	1	2	3	3	2	5	7	4	14	2	4	0	1	30													
15	JACOBSON, Nick	g	7	15	5	8	2	2	0	1	1	2	21	0	0	0	0	37													
02	OLSEN, Josh	0	0	0	0	0	0	0	0	1	0	0	0	0	0	0	7														
05	HAWKINS, Justin	1	2	0	1	0	0	0	0	0	1	2	0	0	0	0	9														
20	MARKSON, Bryant	0	0	0	0	0	0	0	1	2	3	0	0	0	1	0	10														
30	JACKSON, Chris	1	3	0	0	0	0	0	0	0	1	2	0	1	0	0	11														
TEAM																															
Totals.....		25		51		7		16		7		13		20		33		16		64		8		12		4		2		200	

TOTAL FG%	1st Half: 9-23 39.1%	2nd Half: 16-28 57.1%	Game: 49.0%	DEADBALL
3-Pt. FG%	1st Half: 1-7 14.3%	2nd Half: 6-9 66.7%	Game: 43.8%	REBOUNDS
F Throw %	1st Half: 0-0 0.0%	2nd Half: 7-8 87.5%	Game: 87.5%	0

Officials: Scott Thornley, Randy McCall, Jim Danner
Technical fouls: BYU-None, Utah-None

Attendance: 14413

Score by Periods	1st	2nd	Total
BYU	34	22	56
Utah	19	45	64

Points in the paint-BYU 12, UT 18. Points off turnovers-BYU 17, UT 9.
2nd chance points-BYU 16, UT 22. Fast break points-BYU 0, UT 0.
Bench points-BYU 6, UT 4. Score tied-1 time. Lead changes-5 times.

LAST YEAR AT UTAH - UTES EARN COMEBACK WIN OVER BYU

SALT LAKE CITY (Jan. 31, 2004) - Utah's Nick Jacobson and Andrew Bogut each scored 21 points and the Utes held BYU to just one field goal in the final six minutes as Utah overcame a 15-point halftime deficit to earn a 64-56 victory Saturday afternoon at the Huntsman Center. The Cougars jumped out to a 15-point lead in the first half behind the shooting of Mark Bigelow and Garner Meads. Bigelow scored 14 points in the first half on 5-5 shooting, including three 3-pointers, while Meads added 10 points. BYU used runs of 10-2 and 11-4 to build its lead in the first 20 minutes with Utah never leading, but the Utes came out of the locker room in the second half fired up behind the 3-point shooting of Jacobson and the inside play of Bogut. After a Mike Hall basket to open the second half, the Utes exploded for a 15-4 run to cut the BYU lead to six at 40-34. Utah would take its first lead of the game on a Jacobson 3-point basket with 7:16 remaining. Utah would take the lead for good a few minutes later on another 3-pointer by Jacobson, who finished the game with five triples, four in the second half. Then the Utes turned up the defensive pressure, holding BYU to just six points over the final four minutes. Bigelow finished with a season-high 22 points to lead BYU, while Rafael Araujo added a team-high nine boards. Bogut pulled down a game-high 12 rebounds for Utah and also had an excellent game defensively, helping hold Araujo, who entered the game with a league-leading 19.8 scoring average, to just eight points. BYU forward Jared Jensen missed his third straight game with a back injury, and Cougar backup point guard Terry Nashif was not able to play, out with mononucleosis. With the loss, BYU falls to 2-4 in conference and 12-7 overall, while Utah improves to 4-2 in conference and 16-5 overall. The Cougars have lost three games in a row for the first time since a three-game skid in 2002. BYU has played eight of its last 11 games on the road, including the last three contests. The Cougars will play five of their final eight regular-season games in Provo.

WHAT BYU COACH STEVE CLEVELAND HAD TO SAY AFTER THE GAME AT UTAH LAST YEAR ...
"We played well in the first half. We were able to stop them from getting second and third shots, but we weren't able to stop them from getting second and third opportunities in the second half. In the last five minutes (of the game) they got their confidence back and we weren't able to counter."



2004-05 BYU NUMERICAL ROSTER

NO.	NAME	POS.	HT.	WT	YR.	HOMETOWN (PREVIOUS SCHOOL)
1	Mike Hall	G/F	6-3	205	Sr.	TR-1L San Bernardino, CA / Dixie State College
2	Mike Rose	G	6-2	185	So.	1L Houston, TX / Spring Woods HS
3	Keena Young	F	6-6	205	So.	TR Beaumont, TX / South Plains College
4	Joshua Burgess	F	6-8	230	Jr.	TR-RS Irvine, CA / Irvine Valley College
5	Joshua Reisman	G	6-1	180	Jr.	TR Mount Vernon, Wash. / San Jose City College
10	Terry Nashif	G	5-10	165	Sr.	3L Vancouver, WA / Evergreen HS
12	Brock Reichner	G	6-4	205	Jr.	TR Provo, UT / Salt Lake Community College
13	Austin Ainge	G	6-2	180	So.	RS-1L Gilbert, AZ / Highland HS
20	Sam Burgess	G	6-3	190	So.	TR Alpine, UT / Snow College
23	Jimmy Balderson	G	6-6	200	So.	1L Magrath, Alberta / Magrath HS
34	David Burgess	C	6-10	265	Fr.	HS Irvine, CA / Woodbridge HS
41	Garner Meads	F	6-8	225	So.	RS-1L Salt Lake City, UT / Brighton HS
43	Derek Dawes	C	6-11	275	So.	1L-RS Salt Lake City, UT / Cottonwood HS
44	Trent Plaisted	F	6-11	220	Fr.	HS San Antonio, TX / Clark HS
52	Jared Jensen	F/C	6-9	250	Sr.	3L West Haven, UT / Fremont HS
54	Chris Miles	F	6-11	235	Fr.	HS Provo, UT / Timpview HS

Head Coach: Steve Cleveland , UC Irvine, 1976
 Associate Head Coach: Dave Rose, Houston, 1983
 Assistant Coaches: Andy Toolson, BYU, 1990; John Wardenburg, BYU, 1986
 Director of Basketball Operations: Walter Roese, BYU-Hawaii, 1994
 Team Trainer: Robert Ramos, BYU, 1995

PRONUNCIATION GUIDE

TERRY NASHIF
NASH-if

TRENT PLAISTED
PLAY-sted

BROCK REICHNER
RICH-ner

KEENA YOUNG
KEY-nah

WALTER ROESE
row-EESE

ROBERT RAMOS
RAY-mus

SEASON / CAREER HIGHS

#	PLAYER	POINTS	REBOUNDS	ASSISTS
1	HALL, Mike <i>Career:</i>	24 at San Diego State <i>same</i>	9 vs. Boise State <i>same</i>	5 vs. Chaminade, vs. Boise State <i>same</i>
2	ROSE, Michael <i>Career:</i>	26 vs. Santa Clara <i>same (also vs. Southern Utah (2003))</i>	6 vs. San Diego State <i>same</i>	5 vs. Santa Clara <i>6 vs. Southern Utah (2003)</i>
3	YOUNG, Keena <i>Career:</i>	14 (four times) last vs. New Mexico <i>same</i>	11 vs. Air Force <i>same</i>	4 at Weber State <i>same</i>
4	BURGESS, Joshua <i>Career:</i>	3 vs. MSU-Billings <i>same</i>	1 vs. Southern Utah, vs. Utah <i>same</i>	1 vs. Southern Utah <i>same</i>
10	NASHIF, Terry <i>Career:</i>	10 vs. MSU-Billings <i>11 at San Diego State (2003)</i>	8 vs. California <i>same</i>	10 at USC <i>same</i>
12	REICHNER, Brock <i>Career:</i>	4 vs. MSU-Billings, at New Mexico <i>same</i>	5 at Air Force <i>same</i>	2 at Air Force <i>same</i>
13	AINGE, Austin <i>Career:</i>	25 at Colorado State <i>same</i>	7 vs. Santa Clara <i>same</i>	8 vs. NC State, vs. MSU-Billings, vs. UNM <i>same</i>
20	BURGESS, Sam <i>Career:</i>	9 at Air Force <i>same</i>	3 vs. Chaminade, vs. MSU-Billings <i>same</i>	4 vs. MSU-Billings <i>same</i>
23	BALDERSON, Jimmy <i>Career:</i>	23 at UNLV <i>same</i>	7 at UNLV, vs. Wyoming <i>same</i>	4 at USC <i>same</i>
41	MEADS, Garner <i>Career:</i>	10 at USC, at Weber State <i>19 vs. San Diego State (2004)</i>	11 vs. MSU-Billings <i>same</i>	2 vs. Boise State, vs. Washington State <i>same</i>
43	DAWES, Derek <i>Career:</i>	14 vs. New Mexico <i>same</i>	10 (three times) last vs. UNM <i>same</i>	2 vs. UNM <i>same (also vs. Wyoming (2/15/01))</i>
52	JENSEN, Jared <i>Career:</i>	23 vs. Santa Clara <i>same</i>	10 at Colorado State <i>same (4 times - last at CSU 1-15-05)</i>	3 at Weber State <i>same (also at San Diego State)</i>
54	MILES, Chris <i>Career:</i>	12 vs Santa Clara <i>same</i>	7 at Colorado State <i>same</i>	3 four times (last at New Mexico) <i>same</i>



BYU MARGIN OF VICTORY/DEFEAT

	WINS	LOSSES
1 point	1	1
2 points	1	1
3 points	3	3
4 points		
5 points	1	
6 points		
7 points	1	
8 points	1	
9 points	1	
10 points	1 (OT)	
11 points	1	
12 points	1	
13 points	2	
14 points		2
15 points	1	
16-19 points	1 (18)	1 (19)
20-24 points	1 (21)	2 (21,22)
25-29 points	1 (25)	
30-plus points	1 (40)	2 (31,36)

CURRENT BYU WIN/LOSS STREAKS ...

At home	1-0
On the road	0-3
On a neutral floor	0-1
At home vs. Nonconference	3-0
At home vs. MWC	1-0
On the road vs. Nonconference	0-2
On the road vs. MWC	0-3
On a neutral floor vs. Nonconference	0-1
On a neutral floor vs. MWC	0-1
at regular season tournament	1-0
at MWC Tournament	0-1
at NCAA Tournament	0-5
at NIT	0-1

BYU'S 2004-05 RECORD WHEN ...

At home	6-7
On the road	2-8
On a neutral floor	1-3
On Television	4-16
On CBS	0-0
On ESPN	0-2
On ESPN2	0-1
On ESPN+Plus	1-1
On ABC	0-1
On SportsWest	2-7
On other local broadcast TV	1-4
On Monday	2-5
On Tuesday	2-3
On Wednesday	2-1
On Thursday	1-0
On Friday	1-0
On Saturday	1-9
Coming off a win	2-7
Coming off a loss	7-10
Had two or more days between last game	5-14
Had only one day between last game	3-3
Playing the next day after a game	1-1
BYU scores 100 or more points	1-0
BYU scores between 90-99 points	1-0
BYU scores between 80-89 points	2-1
BYU scores between 70-79 points	3-2
BYU scores between 60-69 points	1-4
BYU scores below 60 points	1-11
Opponent scores 90 or more points	0-1
Opponent scores between 80-89 points	0-4
Opponent scores between 70-79 points	5-5
Opponent scores between 60-69 points	1-3
Opponent scores between 50-59 points	3-3
Opponent scores below 50 points	1-1
BYU leads at half	7-4
Opponent leads at half	1-12
Score tied at half	1-2
BYU leads with 5 minutes left	8-2
Opponent leads with 5 min. left	1-15
Score tied with 5 minutes left	0-1
BYU leads with 1 minute left	8-1
Opponent leads with 1 min. left	1-17
Score tied with 1 minute left	0-0
Game goes into overtime	1-0
BYU shoots 50 % or better	4-1
Opponent shoots 50 % or better	0-5
BYU outshoots opponent	9-1
Opponent outshoots BYU	0-17
BYU outrebounds opponent	5-7
Opponent outrebounds BYU	4-11
BYU and opponent tie in rebounds	0-0
vs. top-25 ranked opponent	0-3
vs. 2004 conference champions	0-6
vs. 2004 postseason teams	2-9

BYU's LAST OUTING - FALCONS SLAM COUGARS

USAFSA, Colo. (Feb. 21, 2005) – Records were broken at the Clune arena, as the Falcons dominated the Cougars in every way possible to give BYU its worst loss in MWC history, 70-39. For the Cougars and head coach Steve Cleveland, it is the lowest point total for BYU in the MWC and also is the Falcons' first-ever sweep against the Cougars. "There were too many no-shows in tonight's game," said Cleveland. "It's impossible to compete with teams in this conference if we can't have two or three players producing every night." It was another nightmarish start for BYU, as the Falcons left the Cougars scoreless until Austin Ainge hit a deep three-point shot with 9:21 remaining in the first half. The Falcons Antoine Hood scored 14 points in the game, including the first two points of the game to start a 19-0 run. The Falcons continued to overwhelm the Cougars in the opening half, leading by as many as 26 points on their way to a 37-13 advantage. The frustration continued for the Cougars in the second half. BYU had no answer for the Falcons offense and struggled to find a high quality shot to close the gap on Air Force's hefty lead. A bigger BYU team struggled inside the paint, being outrebounded 36-24 and outscored in the low-post 38-10. Cougar guard Sam Burgess led the way for all Cougar scoring, finishing with nine points and center Chris Miles added seven points. Overall, BYU made a season-low 28 percent on 14-of-50 shooting from the field. The Cougars return to Utah to face the regular-season champion Utah Utes. The Utes had their 18-game winning streak come to an end Monday night with a loss at New Mexico.

LINEUPS AND INJURIES A PLENTY FOR COUGARS

The Cougars have used 17 different starting lineups this year with 12 different Cougars receiving a starting assignment. Due to injuries, BYU played the last two games with eight scholarship players among its 11 players currently available. Seven players have missed time due to injury this year: After helping BYU to a 3-3 record in six straight starts, the team's leading rebounder Keena Young became the most recent Cougar to go down (broken hand), missing the past two games. He is likely out for the year. The return of forward Garner Meads is considered doubtful for Saturday. He has missed the last five games (leg) and 10 overall.

BYU STARTING LINEUPS

Opponent	(1)	(2)	(3)	(4)	(5)
v. North Carolina	Nashif	Rose	Hall	Meads	Jensen
v. Stanford	Nashif	Rose	Hall	Meads	Jensen
v. Chaminade	Nashif	Rose	Hall	Young	Jensen
California	Nashif	S. Burgess	Hall	Young	Jensen
at Utah State	Nashif	Hall	Young	Meads	Jensen
at USC	Ainge	Hall	Young	Meads	Jensen
Boise State	Nashif	Hall	Balderson	Meads	Jensen
v. Washington St	Nashif	Hall	Balderson	Meads	Jensen
Utah State	Ainge	Hall	Balderson	Meads	Dawes
NC State	Ainge	Hall	Young	Miles	Jensen
at Weber State	Ainge	Hall	Young	Jensen	Dawes
Southern Utah	Ainge	Rose	Hall	Young	Jensen
Santa Clara	Ainge	Hall	Young	Jensen	Dawes
at Saint Mary's	Ainge	Hall	Young	Jensen	Dawes
San Diego State	Ainge	Rose	Hall	Miles	Jensen
MSU-Billings	Ainge	Rose	Hall	Meads	Jensen
at Colorado State	Ainge	Rose	Hall	Miles	Jensen
at Wyoming	Ainge	Hall	Balderson	Miles	Jensen
Air Force	Ainge	Hall	Balderson	Meads	Jensen
New Mexico	Ainge	Hall	Balderson	Young	Dawes
Utah	Ainge	Hall	Balderson	Young	Dawes
at UNLV	Ainge	Hall	Balderson	Young	Dawes
at San Diego State	Ainge	Hall	Balderson	Young	Dawes
Wyoming	Ainge	Hall	Balderson	Young	Dawes
Colorado State	Ainge	Hall	Balderson	Young	Dawes
at New Mexico	Ainge	Hall	Balderson	Miles	Dawes
at Air Force	Ainge	Hall	Balderson	Reichner	Jensen

STARTING LINEUP RECORDS (17 different lineups)

RECORD	(1)	(2)	(3)	(4)	(5)
0-2	Nashif	Rose	Hall	Meads	Jensen
1-0	Nashif	Rose	Hall	Young	Jensen
0-1	Nashif	S. Burgess	Hall	Young	Jensen
0-1	Nashif	Hall	Young	Meads	Jensen
0-1	Ainge	Hall	Young	Meads	Jensen
1-1	Nashif	Hall	Balderson	Meads	Jensen
0-1	Ainge	Hall	Balderson	Meads	Dawes
0-1	Ainge	Hall	Young	Miles	Jensen
2-1	Ainge	Hall	Young	Jensen	Dawes
1-0	Ainge	Rose	Hall	Young	Jensen
0-2	Ainge	Rose	Hall	Miles	Jensen
1-0	Ainge	Rose	Hall	Meads	Jensen
0-1	Ainge	Hall	Balderson	Miles	Jensen
0-1	Ainge	Hall	Balderson	Meads	Jensen
3-3	Ainge	Hall	Balderson	Young	Dawes
0-1	Ainge	Hall	Balderson	Miles	Dawes
0-1	Ainge	Hall	Balderson	Reichner	Jensen

2004-05 RECORD WHEN ...

Mike Hall starts	9-18 (27 starts)
Austin Ainge starts	7-13 (20 starts)
Jared Jensen starts	6-13 (19 starts)
Keena Young starts	7-8 (15 starts)
Jimmy Balderson starts	4-9 (13 starts)
Derek Dawes starts	5-6 (11 starts)
Garner Meads starts	2-7 (9 starts)
Mike Rose starts	3-4 (7 starts)
Terry Nashif starts	2-5 (7 starts)
Chris Miles starts	0-5 (5 starts)
Sam Burgess starts	0-1 (1 start)
Brook Reichner starts	0-1 (1 start)





2004-05 MWC STANDINGS

Team	MWC	Overall
Utah	11 1	23 4
New Mexico	7 4	20 6
Air Force	7 4	16 10
Wyoming	7 5	15 10
UNLV	5 6	13 11
San Diego State	4 7	10 14
BYU	3 9	9 18
Colorado State	2 10	10 15

UPCOMING SCHEDULE:

Saturday, Feb. 26
 AIR FORCE at UNLV (SportsWest)
 BYU at UTAH (ESPN+Plus)
 WYOMING at COLORADO STATE
 NEW MEXICO at SAN DIEGO STATE (SportsWest)

STREET & SMITH'S NAMES BYU THE No.36 BASKETBALL PROGRAM ALL-TIME

The BYU men's basketball program has been named one of the nation's all-time greatest basketball programs. Street & Smith's has produced a publication (released Jan. 25) recognizing the "100 Greatest College Basketball Programs of All Time," ranking BYU No. 36 on its list. Kentucky is named the No. 1 basketball program, with UCLA, North Carolina, Kansas and Duke completing the top five. Indiana, Louisville, Arkansas, UConn and Cincinnati round out the top 10. Street & Smith's graded each program's basketball history on the basis of NCAA Tournament success, NIT success, national championships, conference regular-season and tournament titles, all-time win-loss percentage, graduation rate, NCAA infractions, NBA first-round draft picks and mascot ferocity. Five Mountain West Conference teams made the list with Utah ranked 11th, UNLV 28th, BYU 36th, Wyoming 42nd and New Mexico 98th. Other in-state schools recognized include Weber State at No. 51 and Utah State at No. 82. Since BYU's first season in 1903, Cougar fans have cheered BYU to 82 winning seasons, 26 conference titles, 21 NCAA invites and 2 NIT titles, while Cougar players have earned 40 All-America and 96 all-conference citations, 43 NBA Draft selections and one National Player of the Year award. BYU entered the season No. 19 all-time in total victories and No. 36 in winning percentage.

PLAYERS IN THE PROS

In the past five years the BYU program has helped several players go on to professional basketball opportunities. Rafael Araujo was the No. 8 overall pick in this year's NBA draft, selected by the Toronto Raptors. Travis Hansen was the second-round pick of the Atlanta Hawks in 2003. After playing one year with the Hawks he signed a lucrative one-year contract to play in Spain. Others to play professionally over the past five years include Mekeli Wesley (Belgium), Terrell Lyday (France), Trent Whiting (Italy), Eric Nielsen (Spain) and Silester Rivers (Chile). In addition to Araujo, Mark Bigelow (Germany) and Luiz Lemes (Brazil) joined the professional ranks overseas from last year's team.

JENSEN HAD HOT HAND AT UNM

Jared Jensen went 9-of-10 from the floor to score 20 points in 21 minutes of play, despite missing practice with the flu and not feeling 100 percent in the Pit against UNM. His nine field goals made is a new career high. BYU lost for only the second time in the seven games this year when Jensen has taken at least eight shot attempts. Jensen leads the team and is fourth in the conference in both field goal (.580) and free throw (.836) accuracy.

COUGARS AMONG STATISTICAL LEADERS

Jared Jensen is fourth among MWC players in field goal (.580) and free throw (.836) percentage. Austin Ainge is No. 3 in assists (3.9) and No. 2 in league games only (4.4). Mike Hall ranks No. 4 in steals (1.6) and No. 3 in thefts in MWC games (1.8) while also ranking No. 7 in scoring (13.8) in league games. Jimmy Balderson ranks fifth in three-point percentage overall (.426) and fourth in MWC games (.444) while Mike Rose is No. 7 in overall games in three point percentage (.398) and is No. 2 in most threes made overall (53).

SHOOTING BAROMETER

BYU is 9-1 when the Cougars have the better shooting percentage. BYU is 4-1 when topping 50 percent, suffering its first loss at New Mexico when making more than half its shots despite shooting 55 percent, its highest percentage during MWC play. The Lobos made 62 percent from the floor and 68.4 percent on threes, both highs by a BYU opponent this year. After its loss at AFA, BYU is now 0-5 when its opposition makes 50 percent or better and is 0-17 this season when being out-shot. BYU made a season-low 28 percent at Air Force while the Falcons shot 56.3 percent.

DAWES NAMED MWC PLAYER OF THE WEEK (Jan. 31)

Sophomore center Derek Dawes earned MWC Player of the Week honors on Jan. 31 for his career night against New Mexico, marking the first award of his career. The 6-foot-11 Dawes set career bests of 14 points, 6-of-7 (.857) shooting, and 4 blocks while tying career marks of 10 rebounds, 2 assists and 1 steal in the victory. He was also perfect from the free-throw line (2-2) in 32 minutes of action. After his only missed shot of the game, Dawes used his hustle to regain the Cougar possession by stealing a Lobo pass. Dawes' energy and effort in the post led the Cougars to a 68-53 win over the Lobos, their first MWC win of the season. The 14-point, 10-rebound double-double was the first of his career.

CLEVELAND NOW NO. 4 IN ALL-TIME WINS, NO. 2 ON MARRIOTT CENTER VICTORIES, NO. 1 IN MWC WINS

With a 138-105 overall record in his eighth season in Provo, BYU coach Steve Cleveland is fourth on BYU's career coaching victories list and is 15 wins from moving into second. Cleveland passed Frank Arnold (1975-83) with his victory over Colorado State in Provo on Feb. 14. Legendary Cougar coach Stan Watts has the most wins in school history with 372 triumphs from 1949-72. Ott Romney (1927-35) and Roger Reid (1989-96) both achieved 152 victories. Cleveland has guided BYU to the second-most Marriott Center wins and needs three more to have the most ever by a BYU coach. With his 90-25 record in the Cougars' home arena, he is currently second behind Roger Reid, who has 92 Marriott Center wins. Cleveland has 48 MWC wins, sharing top honors with Wyoming's Steve McClain.

BYU BASKETBALL ON KSL NEWSRADIO 1160

The "Voice of the Cougars" is KSL Newsradio 1160's Greg Wrubell. He is in his ninth season as the play-by-play voice of BYU basketball. Wrubell, also the voice of BYU football, is joined by color analyst Mark Durrant, a four-year BYU basketball letterman who graduated in 1995 as a three-time Academic All-WAC forward, or Brian Santiago, who was the WAC assist and three-point percentage leader at Fresno State. Durrant has been part of the KSL broadcast team for eight years while Santiago is in his fourth year providing analysis for select games. Stations on the Cougar Sports Network include:

Salt Lake City, Utah (Flagship) KSL 1160 AM
 St. George, Utah KDXU 890 AM
 Manti/Delta, Utah KMGR 95.7 FM
 Idaho Falls, Idaho KSSL 1260 AM
 Also, listen online at KSL.com

BYU COACHES ON KSL EACH WEEK ...
 Coach's Corner with Steve Cleveland
 The Steve Cleveland Show
 Cougar Hoops Weekly with Dave Rose



"Voice of the Cougars"
 Greg Wrubell

Wednesdays at 8:45 a.m.
 Wednesdays 6-7 p.m.
 Thursdays 6-7 p.m.



COUGAR ROSTER BREAKDOWN

STARTERS RETURNING (3)

Mike Hall G/F Sr. 12.8 PPG, 3.5 RPG, 1.4 SPG
(30 starts in 2003-04, 30 career starts)
 Jared Jensen F/C Sr. 3.8 PPG, 2.1 RPG, .536 FG%
(8 starts in 2003-04, 58 career starts)
 Garner Meads F So. 4.2 PPG, 2.9 RPG, .547 FG%
(18 starts in 2003-04, 18 career starts)

STARTERS LOST (4)

Rafael Araujo C 6-11 18.4 PPG, 10.1 RPG, 1.4 SPG
(30 starts in 2003-04, 62 career starts)
 Mark Bigelow F/G 6-7 13.4 PPG, 3.8 RPG, 2.8 APG
(30 starts in 2003-04, 119 career starts)
 Luiz Lemes G 6-3 8.7 PPG, 3.0 RPG, 4.5 APG
(30 starts in 2003-04, 30 career starts)
 Kevin Woodberry G 6-0 5.0 PPG, 1.9 RPG, 2.1 APG
(5 starts in 2003-04, 31 career starts)

LETTERWINNERS RETURNING (8)

Mike Hall G/F Sr. 12.8 PPG, 3.5 RPG, 1.4 SPG
 Jared Jensen F/C Sr. 3.8 PPG, 2.1 RPG, .536 FG%
 Terry Nashif G Sr. 1.0 PPG, 1.0 RPG, 1.1 APG
 Austin Ainge G So. 1.3 PPG, 0.4 RPG, 0.8 APG
 Garner Meads F So. 4.2 PPG, 2.9 RPG, .547 FG%
 Mike Rose G So. 3.9 PPG, 0.7 RPG, .459 3FG%
 *Jimmy Balderson G So. 4.0 PPG, 1.5 RPG
 **Derek Dawes C So. 1.1 ppg, 2.0 rpg

** returning from mission; stats from 2001-02 season*

*** redshirt last year after returning from mission, stats from 2000-01 season*

LETTERWINNERS LOST (7)

Rafael Araujo C Sr. 18.4 PPG, 10.1 RPG, 1.4 SPG
 Mark Bigelow F/G Sr. 13.4 PPG, 3.8 RPG, 2.8 APG
 Luiz Lemes G Sr. 8.7 PPG, 3.0 RPG, 4.5 APG
 Kevin Woodberry G Sr. 5.0 PPG, 1.9 RPG, 2.1 APG
 Jake Shoff F/C Sr. 2.9 PPG, 2.7 RPG, .612 FG%
 Ricky Bower G Sr. Missed Sr. season due to injury
 +Marc Roberts G 6-3 (1.7 ppg, 1.1 rpg)

+ Left team after sixth game in 2003-04

RETURNING 2003-04 REDSHIRTS (2)

Joshua Burgess F 6-8 Jr. TR
 Derek Dawes C 6-11 So. 1L

NEWCOMERS (7)

David Burgess C 6-10 Fr.
(signed out of Woodbridge HS in Irvine, Calif.)
 Sam Burgess G 6-3 So.
(Transfer back from LDS Mission (Snow College))
 Chris Miles F 6-10 Fr.
(Signed out of Timpview HS in Provo, Utah)
 Trent Plaisted F 6-10 Fr.
(Signed out of Clark HS in San Antonio)
 Brock Reichner G 6-4 Jr.
(Walkon transferring from Salt Lake CC)
 Joshua Reisman G 6-1 Jr.
(Transfer signed out of San Jose City College (Calif.))
 Keena Young G/F 6-6 So.
(Transfer signed out of South Plains College (Texas))

RETURNING FROM LDS CHURCH MISSIONS (2)

Sam Burgess G 6-3 190 So. TR
(Returned in May from Spokane, Wash.)
 Jimmy Balderson G 6-6 200 So. 1L
(Returned in August from Micronesia, Guam)

DOUBLE-FIGURE POINTS

BYU has struggled to receive consistent performances from its young roster this season, a significant reason for its 9-18 record despite being competitive in most games. The Cougars have proven a strong team when more than two players have been able to put up double-digit points in a game. BYU has had 11 games this year when three or more players scored in double figures and the Cougars are 8-3 in those games. When two or fewer Cougars reach double figures, however, BYU is a mere 1-15. The impact of not having at least three players consistently stepping up offensively in a given game has been significant when considering the fact that BYU has lost nine games by single-digit margins, including five by three points or less. Listed below are some breakdowns on BYU's double-digit scoring this season.

BYU Record When ...

6 players reach double figures1-0
 5 players reach double figures2-1
 4 players reach double figures5-1
 3 players reach double figures0-1
 2 players reach double figures1-11
 1 players reach double figures0-3
 No players reach double figures0-1
 Mike Hall reaches double figures9-12
 Austin Ainge reaches double figures5-6
 Jared Jensen reaches double figures5-5
 Keena Young reaches double figures6-3
 Mike Rose reaches double figures5-4
 Jimmy Balderson reaches double figures ...2-4
 Derek Dawes reaches double figures3-2
 Garner Meads reaches double figures1-1
 Terry Nashif reaches double figures1-0
 Chris Miles reaches double figures1-0

When seniors Mike Hall and Jared Jensen both score in double figures and are joined by any other Cougar with 10 or more points, BYU has not lost this season (5-0). But when Hall and Jensen are the only Cougars to reach double figures, BYU has a 5-4 record. The chart below shows the 10 Cougars who have scored in double figures at least once this season and BYU's record when joined by another teammate with double-digit points.

Player	Hall	Rose	Young	Nashif	Ainge	Balderson	Meads	Dawes	Jensen	Miles
Hall	-	5-2	6-2	1-0	5-2	2-2	1-1	3-2	5-4	1-0
Rose	5-2	-	3-1	1-0	3-2	1-1	0-1	2-2	3-0	1-0
Young	6-2	3-1	-	1-0	3-1	1-1	1-0	2-1	4-0	0-0
Nashif	1-0	1-0	1-0	-	1-0	0-0	0-0	0-0	1-0	0-0
Ainge	5-2	3-2	3-1	1-0	-	2-2	0-0	1-0	2-0	0-0
Balderson	2-2	1-1	1-1	0-0	2-2	-	0-1	1-1	0-0	0-0
Meads	1-1	0-1	1-0	0-0	0-0	0-1	-	0-1	1-0	0-0
Dawes	3-2	2-2	2-1	0-0	1-0	1-1	0-1	-	1-0	0-0
Jensen	5-4	3-0	4-0	1-0	2-0	0-0	1-0	1-0	-	1-0
Miles	1-0	1-0	0-0	0-0	0-0	0-0	0-0	0-0	1-0	-





Steve Cleveland is in his eighth year at the helm of the Cougars in 2004-05. During his tenure at BYU, Cleveland has proven to be a first-rate recruiter, an excellent coach and player developer, and above all, a winner.

Cleveland has guided BYU to five straight postseason appearances and four 20-win seasons in the last five years. Only three other BYU coaches have ever achieved more 20-win seasons. He was recognized as the Mountain West Conference's top strategist in the 2004 Street & Smith College Basketball Preview. He was honored as the MWC Coach of the Year in 2002-03,

as voted by the league's coaches and media members, after guiding BYU to a share of the MWC regular season title and a 23-9 record.

In 2003-04, Cleveland coached the Cougars to a 76-71 win over then No. 25 and 2004 Final Four team Oklahoma State in the Delta Center. The Cougars finished second in the Mountain West Conference and advanced to the NCAA Tournament before losing 80-75 to defending national champion Syracuse. In 2002-03, Cleveland's team finished 23-9 and tied for the MWC title before earning an NCAA invite. In 2001-02, Cleveland coached BYU to a win over No. 13 Stanford and advanced to the second round of the NIT despite having lost four starters and six of his top seven players from the prior season. In 2000-01, Cleveland guided BYU to its first NCAA tournament bid since 1995, its first conference regular season title since 1993 and its first conference tournament championship since 1992. While rebuilding a program that finished 1-25 before his arrival, he has posted records of 9-21, 12-16, 22-11, 24-9, 18-12, 23-9 and 21-9. The 1999-2000, 2000-2001 and 2002-03 seasons all rank among the school's best years ever in terms of wins. In fact, since BYU's first season in 1903, only five BYU teams have ever recorded more wins than the 24-9 team in 2000-01.

Cleveland has brought the magic of the Marriott Center back in Provo. BYU averaged 15,300 fans in 2003-04, including the largest crowd (22,718) since 1992, to rank 11th nationally. BYU had the nation's largest percentage increase in attendance in 2003. The Cougars owned the nation's longest homecourt victory streak for much of the 2002 and 2003 seasons until it finally ended at 44 games. BYU has won 62 of its last 63 games at home, including unbeaten seasons in 2001, 2002 and 2004.

Cleveland's teams have traditionally been prepared to play their best at the end of the season. BYU ended the 2003-04 season on a nine-game winning streak through February and March until losing in the MWC semifinal game, earning its third NCAA bid in the last four years. BYU has been to the post-season five straight years. In 2001-02 BYU won in the first round of the NIT before losing at eventual NIT champion Memphis. In 2000-01, BYU won five straight games on the road to secure a share of the MWC regular season title and earn the automatic NCAA bid by claiming the MWC Tournament in Las Vegas. The Cougars won six of their last eight games the prior season, including two MWC tournament wins and two NIT victories. In Cleveland's first year, BYU completed a rare sweep of No. 15 New Mexico and UTEP on the road to earn a WAC tournament berth. The road sweep of New Mexico and UTEP was the first for BYU since 1990-91 and the 83-62 upset of nationally ranked New Mexico in the Pit ended the Lobos' 41-game home winning streak. In Cleveland's second season the Cougars had a blowout win over UTEP before a 90-74 conference tournament upset victory over TCU to achieve BYU's first conference tournament win since 1994.

Cleveland's teams have advanced to the finals of the MWC tournament in two of the five seasons the event has been played, winning the title in 2001.

As a recruiter, Cleveland has made a similar impact on BYU's program. Cleveland's recruits have proven they are not only committed to Cleveland's vision but also are the kind of players to help make that vision a reality in Provo. Cleveland and his staff have been able to attract top talent and develop them into better players.

Cleveland's recruits have been honored with a string of conference newcomer or major awards in their first seasons at BYU. Eight players have been honored in Cleveland's seven years as the Cougar coach, including five who have been singled out as either the conference newcomer or freshman of the year. The last two years Rafael Araujo was named the Newcomer of the Year by the conference media members in a poll conducted by the Las Vegas Review-Journal (the MWC no longer has such an award) and Mike Hall was named MWC Defensive Player of the Year. Listed below is the list of award winners in their first season at BYU.

- Mike Hall (2003-2004 Defensive Player of the Year; All-MWC Third Team)
- Rafael Araujo (2002-2003 Newcomer of the Year by MWC media poll)
- Jared Jensen (2001-2002 MWC Co-Freshman of the Year)
- Trent Whiting (2000-2001 MWC Newcomer Team, 2nd Team All-MWC)
- Terrell Lyday (1999-2000 MWC Newcomer of the Year; All-Tournament Team)
- Mark Bigelow (1998-99 WAC Freshman of the Year; Newcomer Team, 2nd Team All-WAC)
- Mekeli Wesley (1997-98 WAC Newcomer Team)
- Ron Selleaze (1997-98 WAC Newcomer of the Year; Newcomer Team, 2nd Team All-WAC)

In October 2001, Cleveland signed a multi-year contract extension with BYU. Before taking the helm with the Cougars on March 11, 1997, Cleveland compiled a 157-77 record at Fresno City College in Fresno, Calif. Cleveland was named coach of the year two times while at FCC and led the Rams to post-season playoffs in each of his seven seasons in Fresno. Cleveland coached 10 years at Fresno's Clovis West High School, compiling a 180-70 record.

PLAYING CAREER

Cleveland played college basketball at UC Irvine and was the Anteaters' MVP and leading scorer his senior season in 1975-76. Prior to attending UC Irvine, Cleveland was Fresno City College's Most Outstanding Player in 1973-74. Cleveland received a B.A. degree in social science from UC Irvine in 1976, and received a Master's in education administration from Fresno Pacific in 1979.

PERSONAL

Cleveland, 53, was born in the Los Angeles area and spent most of his life in Fresno, Calif. He served a full-time mission for the Church of Jesus Christ of Latter-day Saints to England from 1971-73. Cleveland was the first head basketball or football coach at BYU to have served a church mission. Cleveland and his wife Kip have three children: sons Casey and Skyler and daughter Katie.

CLEVELAND'S BYU LEDGER

BRIGHAM YOUNG UNIVERSITY						
Year	W	L	Pct.	Conference	Conf. Tourney	NCAA/NIT
2004-2005	9	18	.333	3-9		
2003-2004	21	9	.700	10-4 (2nd MWC)	1-1	0-1 NCAA
2002-2003	23	9	.719	11-3 (T-1st MWC)	1-1	0-1 NCAA
2001-2002	18	12	.600	7-7 (T-4th MWC)	0-1	1-1 NIT
2000-2001	24	9	.727	10-4 (T-1st MWC)	3-0	0-1 NCAA
1999-2000	22	11	.667	7-7 (sixth MWC)	2-1	2-1 NIT
1998-1999	12	16	.429	6-8 (fifth WAC)	1-1	
1997-1998	9	21	.300	4-10 (sixth WAC)	0-1	
Totals	138	105	.568	58-52 (.527)	8-6 (.571)	3-5 (.375)





MIKE HALL
6-3 • 205 • senior • guard
San Bernardino, Calif.

NOTING HALL: Leads the Cougars in scoring at 13.7 ppg ... Has scored in double figures in a team-leading 21 games ... Recorded 6 points at Air Force ... Scored 19 points on 6-of-12 shooting at UNM and a game-high 3 steals ... Led the team with 16 points while tying his career-high with five steals against Colorado State ... Had 9 points vs. Wyoming and did not record a rebound for the first time in his two years at BYU ... Scored a career-high 24 points at SDSU on 8-12 shooting, including a perfect 4-4 mark from three-point range ... Contributed 16 points and tied his career-high with five steals at UNLV ... Scored 16 points with 8 rebounds and 2 assists vs. New Mexico ... Posted a career-high three blocks while scoring 13 points against Air Force, with 3 treys, his first game with more than 2 treys since a career-best 5 treys at Weber State on Dec. 23 ... Led the Cougars with 16 points against Wyoming, including a dunk off of one of his two steals ... Scored 11 points at CSU, all in the second half ...

Scored 14 points on 6-10 shooting against MSU-Billings... Led the Cougars with 16 points vs. San Diego State while going a perfect 8-for-8 from the line ... Scored team-high 12 points at Saint Mary's ... He was 5-of-7 vs. Southern Utah while scoring 12 points ... Equaled his career-high with 23 points at Weber State, making a career-best 5 threes (5-7) and 9 field goals (9-12) ... Hall led BYU with 18 points vs. NC State ... Scored a team-leading 21 points on 58 percent (7-12) shooting while pulling down a career-high nine rebounds against Boise State ... Contributed 13 points at USC, including three buckets from behind the arc ... Recorded a team-high 19 points at Utah State, including 3-6 (.500) from behind the three-point line ... Achieved career-high 23 points vs. California, scoring the team's final 12 points ... Was out with an injured ankle the week leading up to the season opener ... Averaged 10.3 ppg at the Maui Invitational but lacked usual explosiveness while recovering from injury ... Dished out career-high 5 assists vs. Chaminade.

MORE ON HALL: A 6-foot-3 guard from San Bernardino, Calif., Hall is a first-team all-MWC candidate as a senior ... He earned MWC Defensive Player of the Year honors and All-MWC Third Team last year ... He is BYU's top returning scorer with the departure of NBA lottery pick Rafael Araujo and four-year starter Mark Bigelow ... Hall joined BYU as a junior from Dixie State College, where he was a first-team NJCAA All-American and Scenic West Athletic Conference and NJCAA Region 18 Player of the Year ... Hall began his college career at Pepperdine University in 2000-2001, playing 18 games for Jan van Breda Kolff in his final season coaching the Waves ... Last year filled the position vacated by graduated All-MWC guard Travis Hansen, who was selected by the Atlanta Hawks in the 2003 NBA Draft ... An unselfish, team-oriented player, Hall is an aggressive, slashing offensive scorer, solid rebounder and strong defender ... Last year he had 20 double-figure scoring games, including nine of the last 11 outings ... BYU was 15-5 when he scores in double digits ... Against Syracuse in the NCAA Tournament he had 17 points on 6-of-9 shooting, including 3-of-3 treys, while equaling his season high of 4 assists ... Against the Orangemen he not only hit from long range but had two head-turning dunks, including an ally-oop from Luiz Lemes ... He led BYU with 21 points on 8-of-10 shooting vs. Utah ... His dunk over MWC Co-Player of the Year Nick Welch of Air Force was the ESPN Play of the Day ... He had 16 points vs. New Mexico while holding Danny Granger to 9 points and 3 rebounds (Granger came in averaging 21 and 9) ... He shot 50 percent or better in 17 games ... Scored career-high 22 points vs. Weber State on 8-of-12 shooting.

PERSONAL: Born August 1982 in San Bernardino, Calif. ... parents are Clarence and Sharon Hogue ... brother Marcus Hall ... three-year-old son named Elijah Michael ... said he chose BYU because of good coaches, perfect fit for his position, good school, great community and fan support ... said the most influential people in his sports career are his stepfather and mother ... recreation management major.

Mike Hall – 2004-05 Game-by-Game

Opponent	Date	GS	Min	TOTAL			3PTS			REBOUNDS			PF	FO	A	TO	Blk	Stl	Pts	Avg					
				FG	FGA	Pct	3FG	FGA	Pct	FT	FTA	Pct									Off	Def	Tot	Avg	
vs North Carolina	11-22-04	*	25	4	15	.267	2	8	.250	0	2	1.000	1	3	4	4.0	4	0	4	1	10	10.0			
vs Stanford	11-23-04	*	33	2	8	.250	1	3	.333	2	2	1.000	2	4	6	5.0	3	0	2	1	7	8.5			
vs Chaminade	11-24-04	*	38	5	12	.417	2	5	.400	2	2	1.000	3	3	6	5.3	0	5	1	0	4	14.0			
CALIFORNIA	11/27/04	*	37	8	18	.444	3	7	.429	4	5	.800	3	1	4	5.0	1	0	2	0	3	23.0			
at Utah State	12/01/04	*	39	7	16	.438	3	6	.500	2	2	1.000	2	3	5	5.0	1	0	3	1	1	19.0			
at USC	12/04/04	*	33	5	13	.385	3	7	.429	0	1	1.000	1	2	4.5	2	0	1	3	0	1	13.0			
BOISE STATE UNIVERSITY	12/08/04	*	38	7	12	.583	2	3	.667	5	6	.833	2	7	9	5.1	2	0	5	1	0	21.0			
vs Washington State University	12/11/04	*	36	1	10	.100	1	6	.167	0	0	.000	0	1	1	4.6	4	0	2	3	0	2.0			
UTAH STATE	12/18/04	*	22	1	4	.250	0	2	.000	2	2	1.000	1	3	4	4.6	0	1	3	0	4	12.7			
NORTH CAROLINA STATE	12/21/04	*	30	7	17	.412	1	5	.200	3	4	.750	0	4	4	4.5	3	0	3	0	3	18.0			
at Weber State	12-23-04	*	35	9	12	.750	5	7	.714	0	0	.000	1	1	2	4.3	2	0	4	3	0	23.0			
SOUTHERN UTAH UNIVERSITY	12/28/04	*	29	5	7	.714	1	3	.333	1	2	.500	2	2	4	4.3	1	0	3	2	0	12.0			
SANTA CLARA	12/31/04	*	37	3	7	.429	1	3	.333	3	3	1.000	0	1	1	4.0	4	0	2	3	1	10.0			
at Saint Mary's (CA)	01/04/05	*	35	5	10	.500	2	4	.500	0	0	.000	2	2	3.9	2	0	1	1	0	12.0				
SAN DIEGO STATE	01/08/05	*	36	3	12	.250	2	7	.286	8	8	1.000	3	6	4.0	1	0	1	4	0	0	16.0			
MONTANA STATE-BILLINGS	01/11/05	*	24	6	10	.600	0	2	.000	2	2	1.000	3	2	5	4.1	0	0	1	3	0	14.0			
at Colorado State	1-15-05	*	30	4	13	.308	1	7	.143	2	2	1.000	0	3	3	4.0	5	1	4	0	0	11.0			
at Wyoming Cowboys	1-17-05	*	34	4	12	.333	1	3	.333	7	8	.875	2	1	3	3.9	2	0	1	2	0	16.0			
AIR FORCE	01/22/05	*	38	5	10	.500	3	6	.500	0	0	.000	0	3	3	3.9	4	0	2	3	1	13.0			
NEW MEXICO	01/24/05	*	38	7	18	.389	1	6	.167	1	3	.333	3	5	8	4.1	1	0	2	0	1	16.0			
UNIVERSITY OF UTAH	01/31/05	*	31	1	7	.143	0	3	.000	2	2	1.000	0	1	1	4.0	3	0	1	0	2	4.0			
at UNLV	02/05/05	*	39	3	12	.250	2	8	.250	8	10	.800	1	1	2	3.9	1	0	1	1	0	5.0			
at SAN DIEGO STATE	02-07-05	*	37	8	12	.667	4	4	1.000	4	6	.667	0	4	4	3.9	1	0	2	3	1	24.0			
WYOMING	02/12/05	*	33	3	16	.188	1	9	.111	2	4	.500	0	0	0	3.7	4	0	2	0	2	9.0			
COLORADO STATE	02/14/05	*	38	5	10	.500	2	4	.500	4	5	.800	0	2	2	3.6	1	0	2	3	0	16.0			
at New Mexico	02/19/05	*	33	6	12	.500	2	5	.400	5	7	.714	1	2	3.6	2	0	2	1	1	3	19.0			
at Air Force	2-21-05	*	28	3	11	.273	0	6	.000	0	0	.000	0	0	0	3.4	0	0	0	2	0	6.0			
Totals			27	906	127	316	.402	46	139	.331	69	88	.784	31	62	93	3.4	54	1	55	48	10	42	369	13.7
Hall vs. Utah (4 games, BYU record 1-3)			4	34.8	15	37	.405	1	6	.167	11	16	.688	0	8	8	2.0	10	0	5	3	3	6	42	10.5

BYU CAREER HIGHS:

POINTS: 24 at SDSU (2005)
 FG MADE: 9 at Weber St(2005)
 FG ATT: 18 vs. California, vs. UNM (2005)
 FG%: .875 (7-8) vs. SUU (2004)
 3FG MADE: 5 at Weber St(2005)
 3FG ATT: 9 vs. Wyoming (2005)
 3FG%: 1.000 (4-4) at SDSU (2005)
 FT MADE: 10 vs. UNLV (2004)
 FT ATT: 10 at UNLV (2005), vs. UNLV (2004)
 FT %: 1.000 (10-10) vs. UNLV (2004)
 REB: 9 vs. Boise State (2005)
 ASSISTS: 5 vs. Chaminade (2005), vs. Boise State (2005)
 STEALS: 5 vs. Colorado State, at UNLV (2005), vs. SDSU (2004)
 BLOCKS: 3 vs. Air Force (2005)
 MINUTES: 41 vs. SDSU (2004)

HALL PRIOR YEARS' STATS

YEAR	GP	GS	MIN	AVG	FG	FGA	PCT	3FG	FGA	PCT	FT	FTA	PCT	OFF	DEF	TOT	AVG	PF	FO	A	AVG	TO	BLK	STL	PTS	AVG
2003-04	30	28	953	31.8	131	265	.494	24	69	.348	98	134	.731	48	56	104	3.5	60	1	54	1.8	58	14	42	384	12.8





MIKE ROSE

6-2 • 185 • sophomore • guard
Houston, Texas

NOTING ROSE: Fourth on the team in scoring at 8.1 ppg ... 53 of his 73 successful field goals this year have been from behind the three-point arc ... His 53 threes is No. 2 among MWC players ... Is second on the team in three-point percentage with a .398 mark ... Has scored in double figures in nine games (BYU is 5-4 in those games) ... Did not score while contributing 1 rebound at Air Force ... Scored 3 points with 2 rebounds in 20 minutes at UNM ... Posted 3 points, 2 rebounds and 2 steals against Colorado State ... Recorded 6 points vs. Wyoming ... Last reached double digits with game-high 21 points, including 5 treys, vs. New Mexico ... Had 13 points off the bench at Wyoming on 4-8 shooting ... Started at CSU, scoring 6 points in career-equaling 36 minutes (also vs. SDSU) ... Started against MSU-Billings, contributing 14 points on 4-7 shooting from three-point range and recording his first block of the season ... Made fifth start and played career-most 36 minutes vs. SDSU, grabbing career-best 6 rebounds but went 3-10 from the floor and 1-7 on threes ... Had 6 points and 3 rebounds at Saint Mary's ... Equaled career-high 26 points on 7-of-10 shooting, including 4

treys, to lead BYU over Santa Clara while adding 5 assists ... also had career marks of 8 FTs, 11 FTAs and 33 minutes ... Made his fourth start vs. SUU, scoring 14 points while hitting four treys ... Did not take a shot for the first time this season in 9 minutes off the bench at Weber State ... Scored 9 points on 3 treys in 20 minutes vs. NC State ... Scored in double figures in the prior four games while averaging 15.3 ppg in those games ... Scored 14 points vs. Utah State in 31 minutes ... Recorded 15 points and a career-high three steals against Washington State ... Connected on 6-of-9 three-pointers against Boise State en route to 19 points ... Came off the bench for 13 points on four three-pointers and one free throw at USC ... starting all three games at the Maui Invitational at shooting guard ... Scored 8 points vs. Stanford, with his 25 minutes vs. Stanford topping his high of 23 minutes played in a game last year as a freshman.

MORE ON ROSE: Rose is an excellent shooter out of Spring Woods High School in Houston who led the Mountain West Conference in three-point percentage (.459) as a freshman in 2003-04 ... He set the BYU record with eight treys in his first college game ... His 28 treys last year, despite mostly limited playing time, is the most by a returning player ... He is BYU's third-leading scorer returning from last season ... A strong scoring threat, he has range well beyond the three-point arc ... He utilizes a 37-inch vertical to shoot over taller defenders with a quick release at top of his leap and can dunk off either foot ... Last year he appeared in 26 of 30 games, averaging 3.9 points and 0.7 rebounds in 7.9 minutes per game while shooting 42 percent overall from the floor ... 28 of his 34 field goals were treys ... He totaled a game- and season-high 26 points, while also dishing out a season-best 6 assists, against Southern Utah ... He was a perfect 4-for-4 from the floor, including 3-of-3 on treys for 11 points in nine minutes vs. USC ... He scored 10 points, all in his 11 first-half minutes when he made 3-of-4 treys, and played 22 minutes vs. CSU ... He scored 9 points on 3-of-4 shooting from long range vs. New Mexico in 12 minutes ... He could play a much larger role for the Cougars in 2004-05.

PERSONAL: Rose was born October 1984 ... parents are Gordon and Sharon ... has two brothers, Greg (22) and Jordan (17) ... ranked sixth in his class of 365 seniors ... was recruited by Houston, St. Louis, Utah State, Colorado State, Texas Christian, Texas A&M, Tennessee and Illinois ... is the nephew of BYU Associate Head Coach Dave Rose ... open major.

Mike Rose – 2004-05 Game-by-Game

Opponent	Date	GS	Min	TOTAL			3PTS			REBOUNDS			PF	FO	A	TO	Blk	Stl	Pts	Avg					
				FG	FGA	Pct	3FG	3FGA	Pct	FT	FTA	Pct									Off	Def	Tot	Avg	
vs North Carolina	11-22-04	*	15	2	7	.286	1	5	.200	0	0	.000	0	1	1	10	0	0	0	5	5.0				
vs Stanford	11-23-04	*	25	2	5	.400	2	5	.400	2	4	.500	0	2	2	15	0	0	0	3	0	8	6.5		
vs Chamaine	11-24-04	*	14	2	5	.400	1	3	.333	0	0	.000	0	0	0	10	0	0	3	1	0	5	6.0		
at Utah State	11-27-04		17	0	4	.000	0	4	.000	1	2	.500	0	3	3	15	3	0	1	0	1	1	4.8		
at USC	12-01-04		4	1	3	.333	1	2	.500	0	0	.000	0	0	0	12	2	0	0	0	0	3	4.4		
BOISE STATE UNIVERSITY	12-04-04		16	4	7	.571	4	6	.667	1	2	.500	0	3	3	15	4	0	1	0	0	13	5.8		
vs Washington State University	12-08-04		23	6	9	.667	6	9	.667	1	2	.500	0	3	3	17	1	0	1	3	0	19	7.7		
UTAH STATE	12-11-04		25	6	13	.462	3	9	.333	0	0	.000	0	2	2	18	3	0	1	2	0	3	15	8.6	
at Weber State	12-18-04		31	5	15	.333	3	8	.375	1	2	.500	1	0	1	17	0	0	1	0	2	14	9.2		
SOUTHERN UTAH UNIVERSITY	12-21-04	*	20	3	7	.429	3	5	.600	0	0	.000	0	1	1	16	3	0	1	1	0	0	9	9.2	
SANTA CLARA	12-23-04		9	0	0	.000	0	0	.000	0	0	.000	0	0	0	15	0	0	0	0	0	0	8.4		
at Saint Mary's (CA)	12-28-04	*	25	5	9	.556	4	7	.571	0	0	.000	0	1	1	14	0	0	1	1	0	14	8.8		
SAN DIEGO STATE	12-31-04		33	7	10	.700	4	7	.571	8	11	.727	0	3	3	15	0	0	5	0	0	26	10.2		
at Colorado State	01-04-05		16	2	5	.400	2	3	.667	0	0	.000	0	3	3	16	1	0	2	3	0	6	9.9		
at Wyoming Cowboys	01-08-05	*	36	3	10	.300	1	7	.143	0	0	.000	0	6	6	19	3	0	2	1	0	7	9.7		
at New Mexico	01-11-05	*	22	5	10	.500	4	7	.571	0	0	.000	0	2	2	19	1	0	3	0	1	14	9.9		
at Air Force	1-15-05	*	36	2	9	.222	2	9	.222	0	0	.000	1	0	1	19	1	0	2	3	0	6	9.7		
NEW MEXICO	1-17-05		17	4	8	.500	1	5	.200	4	4	1.000	1	2	3	19	2	0	2	0	0	13	9.9		
UNIVERSITY OF UTAH	01-22-05		20	1	4	.250	1	4	.250	1	2	.500	0	0	0	18	3	0	1	2	0	1	4	9.6	
at UNLV	01-24-05		29	7	12	.583	5	9	.556	2	2	1.000	1	2	3	19	1	0	1	1	0	1	21	10.2	
at SAN DIEGO STATE	01-31-05		23	1	2	.500	1	1	1.000	0	0	.000	0	1	1	19	3	0	0	2	0	3	9.8		
WYOMING	02-05-05		13	0	2	.000	0	2	.000	0	0	.000	1	0	1	18	0	0	0	0	0	0	9.4		
COLORADO STATE	02-07-05		13	1	6	.167	0	4	.000	0	0	.000	0	1	1	18	0	0	1	0	0	2	9.0		
at New Mexico	02-12-05		17	2	5	.400	2	5	.400	0	0	.000	0	1	1	18	0	0	1	1	0	6	8.9		
at Air Force	02-14-05		13	1	3	.333	1	3	.333	0	1	.000	0	2	2	18	2	0	0	0	0	2	8.7		
at Air Force	02-19-05		20	1	2	.500	1	2	.500	0	0	.000	0	2	2	18	1	0	4	0	0	3	8.5		
Totals			7	546	73	174	.420	53	133	.398	21	32	.656	5	42	47	1.7	34	0	30	30	1	11	220	8.1
Rose vs. Utah (3 games, BYU record: 1-2)			0	10.0	2	4	.500	2	2	1.000	0	0	.000	0	2	2	0.7	3	0	0	2	0	6	2.0	


CAREER HIGHS:

POINTS: 26 vs. SUU (2004), vs. Santa Clara (2005)
 FG MADE: 9 vs. SUU (2004)
 FG ATT: 16 vs. SUU (2004)
 FG%: 1.000 (4-4) vs. USC (2004)
 3FG MADE: 8 vs. SUU (2004)
 3FG ATT: 13 vs. SUU (2004)
 3FG%: 1.000 (3-3) vs. USC (2004)
 FT MADE: 8 vs. Santa Clara (2005)
 FT ATT: 11 vs. Santa Clara (2005)
 FT%: 1.000 (4-4) at Wyoming (2005)
 REB: 6 vs. SDSU (2005)
 ASSISTS: 6 vs. SUU (2004)
 STEALS: 3 vs. Washington State (2005)
 BLOCKS: 1 vs. MSU-Billings (2005), vs. WOU (2004)
 MINUTES: 36 vs. SDSU at CSU (2005)

ROSE PRIOR YEARS' STATS

YEAR	GP	GS	MIN	AVG	FG	FGA	PCT	3FG	3FGA	PCT	FT	FTA	PCT	OFF	DEF	TOT	AVG	PF	FO	A	AVG	TO	BLK	STL	PTS	AVG
2003-04	26	0	206	7.9	34	81	.420	28	61	.459	6	12	.500	4	15	19	0.7	12	0	9	0.3	13	1	4	102	3.9





KEENA YOUNG
 6-6 • 205 • sophomore • forward/guard
 Beaumont, Texas

NOTING YOUNG: Leads the Cougars with 5.6 rebounds per game but broke his shooting hand last Wednesday ... He missed his first action of the season at UNM last Saturday and could be out the rest of the season ... Recorded 4 points and 4 rebounds against Colorado State ... Had 7 points and team-high 8 rebounds vs. Wyoming... Prior to the last three games, he had scored in double figures in five straight games while making a combined 25-of-42 (.600) from the floor ...Has scored in double figures in nine games (BYU is 6-3 in those games) ... Recorded 10 points and 6 rebounds in a career-high 39 minutes at UNLV ... Scored 10 points as a starter against Utah while adding 4 rebounds, 2 assists and 2 steals ... Started in win over New Mexico, equaling career-best 14 points on 6-of-8 shooting with 7 rebounds in 36 minutes ... Posted his first career double-double with a career-high-tying 14 points and a career-high 11 rebounds against Air Force ... His 7-for-9 shooting accuracy against Air Force was a season-best ... Recorded 10 points and five rebounds in

16 minutes at Wyoming ... Had 2 points and 3 rebounds in only 5 minutes at CSU ... Tied his career-highs in steals and blocks with 2 apiece while contributing 10 points against MSU-Billings ... Played a season-low 4 minutes vs. SDSU ... Started the prior five games and has nine starts ... Tied career-highs of 14 points and 2 blocks at Weber State while setting new personal bests of .714 FG percentage (5-7), 4 assists and 35 minutes played ... Started and tied career-high of 10 rebounds vs. North Carolina State to equal his 10 boards vs. North Carolina... also dished out 3 assists vs. NC State ... Had 8 points and a team-leading 7 rebounds in 17 minutes vs. Utah State ... Came off the bench against Boise State to record 11 points on a career-high 66.7 percent shooting (4-6) while adding 8 rebounds ... Started and led the team in rebounds with 9 against Utah State while posting a career-high two blocks ... Had 5 points, 6 rebounds and 2 assists in second start at power forward in place of injured Garner Meads vs. California ... Impressed in his Cougar debut at the Maui Invitational, averaging 9.7 points and 6.7 rebounds in 22.7 minutes of play over three games ... Came off the bench vs. North Carolina (9 points, 10 rebounds in 23 minutes) and Stanford (6 points, 4 rebounds in 12 minutes) before starting in place of injured Garner Meads vs. Chaminade (14 points, 6 rebounds in 33 minutes).

MORE ON YOUNG: Young is a 6-foot-6 swingman who transferred from South Plains College in Levelland, Texas, after signing with BYU in the spring ... Young averaged 9.9 points, 7.2 rebounds and 2.1 assists as a freshman at South Plains College in 2003-04 as an honorable mention all-league selection ... He has a good mid-range offensive game and is a strong rebounder ... With his size and ability as a defender and rebounder he will contribute on the wing and could play at the four as well ... As a sophomore, Young has four seasons to play three for the Cougars.


PERSONAL: Born April 1985 in Beaumont, Texas ... son of Cleveland and Lavella Young ... has one brother, Torri ... Enjoys Playstation ... signed out of high school with the University of Memphis along with classmate Kendrick Perkins but decided to attend South Plains College after Perkins chose to enter the 2003 NBA draft ... Prior to signing with BYU he had verbally committed to Texas Tech ... pre-Law major.

Keena Young – 2004-05 Game-by-Game

Opponent	Date	GS	Min	TOTAL			3PTS			REBOUNDS			PF	FO	A	TO	Blk	Stl	Pts	Avg					
				FG	FGA	Pct	3FG	FGA	Pct	FT	FTA	Pct									Off	Def	Tot	Avg	
vs North Carolina	11-22-04		23	3	8	.375	0	2	.000	3	5	600	5	5	10	10.0	1	0	0	1	0	9	9.0		
vs Stanford	11-23-04		12	2	4	.500	0	0	.000	2	3	667	1	3	4	7.0	0	0	0	1	0	6	7.5		
vs Chaminade	11-24-04	*	33	7	12	.583	0	0	.000	0	0	.000	3	3	6	6.7	2	0	0	0	2	14	9.7		
CALIFORNIA	11/27/04	*	21	2	7	.286	0	0	.000	2	2	1.000	5	1	6	6.5	3	0	2	2	1	0	6	8.8	
at Utah State	12/01/04	*	32	2	7	.286	0	1	.000	0	0	.000	4	5	9	7.0	4	0	2	2	2	2	4	7.8	
at USC	12/04/04	*	19	0	0	.000	0	0	.000	0	0	.000	0	4	4	6.5	0	0	2	0	0	0	6.5		
BOISE STATE UNIVERSITY	12/08/04		20	4	6	.667	0	0	.000	3	4	.750	3	5	8	6.7	2	0	0	2	1	11	7.1		
vs Washington State University	12/11/04		15	1	3	.333	0	0	.000	0	0	.000	0	3	3	6.3	0	0	0	2	1	0	2	6.5	
UTAH STATE	12/18/04		17	4	9	.444	0	0	.000	0	1	.000	5	2	7	6.3	4	0	0	1	1	0	8	6.7	
NORTH CAROLINA STATE	12/21/04	*	28	1	5	.200	0	0	.000	0	0	.000	3	7	10	6.7	0	0	3	0	0	1	2	6.2	
at Weber State	12-23-04	*	35	5	7	.714	0	0	.000	4	4	1.000	3	3	6	6.6	3	0	4	0	2	0	14	6.9	
SOUTHERN UTAH UNIVERSITY	12/28/04	*	21	3	7	.429	0	0	.000	0	0	.000	2	2	4	6.4	2	0	1	0	1	0	6	6.8	
SANTA CLARA	12/31/04	*	14	0	0	.000	0	0	.000	2	2	1.000	0	3	3	6.2	1	0	0	1	0	0	2	6.5	
at Saint Mary's (CA)	01/04/05	*	24	3	5	.600	0	0	.000	0	0	.000	2	2	4	6.0	2	0	1	1	1	1	6	6.4	
SAN DIEGO STATE	01/08/05		4	0	0	.000	0	0	.000	0	0	.000	0	1	1	5.7	0	0	0	0	0	0	0	6.0	
MONTANA STATE-BILLINGS	01/11/05		20	3	6	.500	0	0	.000	4	8	.500	2	4	6	5.7	1	0	1	2	2	10	6.3		
at Colorado State	1-15-05		5	1	2	.500	0	0	.000	0	1	.000	1	2	3	5.5	1	0	0	0	0	0	2	6.0	
at Wyoming Cowboys	1-17-05		16	5	7	.714	0	0	.000	0	0	.000	1	4	5	5.5	0	0	1	2	2	0	10	6.2	
AIR FORCE	01/22/05		32	7	9	.778	0	0	.000	2	2	1.000	4	7	11	5.8	1	0	0	2	0	0	14	6.6	
NEW MEXICO	01/24/05	*	36	6	8	.750	0	0	.000	2	3	.667	2	5	7	5.9	3	0	0	0	1	1	14	7.0	
UNIVERSITY OF UTAH	01/31/05	*	23	3	6	.500	0	0	.000	4	7	.571	1	3	4	5.8	3	0	2	2	0	2	10	7.1	
at UNLV	02/05/05	*	39	4	12	.333	0	0	.000	2	2	1.000	2	4	6	5.8	2	0	0	4	0	2	10	7.3	
at SAN DIEGO STATE	02-07-05	*	27	4	7	.571	0	0	.000	0	0	.000	0	1	1	5.6	1	0	0	2	0	0	8	7.3	
WYOMING	02/12/05	*	26	2	7	.286	0	0	.000	3	6	.500	3	5	8	5.7	2	0	1	0	1	1	7	7.3	
COLORADO STATE	02/14/05	*	13	2	5	.400	0	0	.000	0	1	.000	4	0	4	5.6	3	0	0	0	0	0	4	7.2	
at New Mexico	02/19/05																								
at Air Force	2-21-05																								
Totals			15	555	74	149	.497	0	3	.000	31	51	608	56	84	140	5.6	41	0	17	23	17	15	179	7.2
Young vs. Utah (1 game, BYU record 0-1)			1	23.0	3	6	.500	0	0	.000	4	7	.571	1	3	4	4.0	3	0	2	2	0	2	10	10.0

CAREER HIGHS:
 POINTS: 14 vs. Chaminade, at Weber St; vs. Air Force, vs. New Mexico (2005)
 FG MADE: 7 vs. Chaminade, vs. Air Force (2005)
 FG ATT: 12 at UNLV, vs. Chaminade (2005)
 FG %: .778 (7-9) vs. Air Force (2005)
 3FG MADE: -
 3FG ATT: 2 vs. North Carolina (2005)
 3FG %: .000 (0-2) vs. N. Carolina (2005)
 FT MADE: 4 at Weber St., vs. Utah (2005)
 FT ATT: 8 vs. MSU-Billings (2005)
 FT %: 1.000 (4-4) at Weber St. (2005)
 REB: 11 vs. Air Force (2005)
 ASSISTS: 4 at Weber State (2005)
 STEALS: 2 vs. MSU-Billings, vs. Chaminade, at Utah State, vs. Utah, at UNLV (2005)
 BLOCKS: 2 vs. MSU-Billings, at Utah State, at Weber St., at Wyoming (2005)
 MINUTES: 39 at UNLV (2005)





TERRY NASHIF
 5-10 • 165 • senior • point guard
 Vancouver, Wash.

NOTING NASHIF: Contributed 5 points, 2 rebounds and 2 assists in 20 minutes at Air Force ... Played 3 minutes at New Mexico, dishing out 2 assists, including a heads-up entry to Jared Jensen that caught the Lobo defense unaware for two of Jensen's 20 points ... Did not play against Colorado State ... Came off the bench for 2 minutes vs. Wyoming and for three minutes at SDSU ... Played 2 minutes at UNLV ... He had 2 assists vs. Utah ... In BYU's win over New Mexico he logged a productive 12 minutes, contributing 3 points, 3 assists and 2 rebounds ... He did not play at Wyoming and vs. Air Force ... Has seven starts earlier in the year ... Played 5 minutes at CSU, going 0-3 with 1 rebound ... Scored a season-high 10 points in 11 minutes on 4-5 shooting vs. MSU-Billings and tied his career-high in steals with 3 ... Played season-low 2 minutes vs. SDSU ... Scored 5 points off the bench at Saint Mary's, including a clutch three when the Cougars were still in the game ... Made his seventh start in of the year against Washington State but played just six minutes ...

Dished out a career-high 10 assists in 25 minutes of action off the bench at USC ... Had 8 points, a career-best 8 rebounds and 5 assists in career-most 31 minutes vs. California ... Started all three games at the Maui Invitational, averaging 4.7 points and a team-leading 3.3 assists per game ... took a career-most 9 field goal attempts and 5 three-point attempts vs. Stanford ... also took 5 treys vs. Cal.

MORE ON NASHIF: Nashif is a solid floor leader with three years of reserve experience who earned the start at the point to begin the season ... He was the primary backup as a freshman and sophomore and played in 23 of 30 games last season as a junior ... He made seven starts in 76 appearances in his first three seasons ... A smart player and good distributor of the ball, he led BYU in assists (3.0) and ranked first among MWC players in Assist/TO Ratio during league games as a sophomore when he made six starts and saw his most extended playing time ... He can knock down the three-pointer and is an excellent ballhandler ... Last year he played a season-high 21 minutes and scored a season-high 6 points while adding 4 rebounds and 3 assists against Western Oregon ... He dished out a career-best 8 assists against Idaho State at the Cable Car Classic in 18 minutes ... As a sophomore matched up against UNLV's Marcus Banks, who went onto become an NBA first-round draft selection, Nashif had 2 blocks and 7 assists (1 turnover), adding 4 boards.

PERSONAL: Born July 1980 in Vancouver, Wash. ... parents are Bruce and Kathy Nashif ... ancestry comes from Lebanon ... served a mission for the Church of Jesus Christ of Latter-day Saints to Columbia, S.C., returning in July 2001 ... recruited by Harvard and Portland State ... engaged to marry Katie Williamson on Nov. 6, 2004 ... physical education major.

Terry Nashif – 2004-05 Game-by-Game

Opponent	Date	GS	Min	TOTAL			3PTS			REBOUNDS			Avg	PF	FO	A	TO	Blk	Stl	Pts	Avg				
				FG	FGA	Pct	3FG	FGA	Pct	FT	FTA	Pct										Off	Def	Tot	
vs North Carolina	11-22-04	*	23	1	3	.333	1	3	.333	0	0	.000	0	1	1	1.0	1	0	4	8	0	1	3	3.0	
vs Stanford	11-23-04	*	30	2	9	.222	1	5	.200	2	2	1.000	0	1	1	1.0	4	0	1	3	0	1	7	5.0	
vs Chaminade	11-24-04	*	21	2	3	.667	0	0	.000	0	0	.000	0	4	4	2.0	2	0	5	1	1	1	4	4.7	
CALIFORNIA	11/27/04	*	31	3	8	.375	2	5	.400	0	0	.000	0	8	8	3.5	4	0	5	3	0	0	8	5.5	
at Utah State	12/01/04	*	10	0	0	.000	0	0	.000	0	0	.000	0	0	0	2.8	0	0	1	2	0	0	0	4.4	
at USC	12/04/04	*	25	0	4	.000	0	3	.000	0	0	.000	0	3	3	2.8	3	0	10	2	0	1	0	3.7	
BOISE STATE UNIVERSITY	12/08/04	*	17	0	2	.000	0	1	.000	1	2	.500	0	1	1	2.6	0	0	0	1	0	0	1	3.3	
vs Washington State University	12/11/04	*	6	0	1	.000	0	1	.000	0	0	.000	0	0	0	2.3	1	0	0	0	0	0	0	2.9	
UTAH STATE	12/18/04	*	12	0	2	.000	0	1	.000	0	0	.000	0	0	0	2.0	0	0	4	1	0	1	0	2.6	
NORTH CAROLINA STATE	12/21/04	*	8	0	2	.000	0	2	.000	0	0	.000	0	0	0	1.8	0	0	1	0	0	0	0	2.3	
at Weber State	12-23-04	*	6	0	0	.000	0	0	.000	0	0	.000	0	0	0	1.6	0	0	0	1	0	0	0	2.1	
SOUTHERN UTAH UNIVERSITY	12/28/04	*	9	0	1	.000	0	0	.000	0	0	.000	0	3	3	1.8	0	0	0	0	0	1	0	1.9	
SANTA CLARA	12/31/04	*	2	0	1	.000	0	1	.000	0	0	.000	0	0	0	1.6	0	0	0	0	0	0	0	1.8	
at Saint Mary's (CA)	01/04/05	*	17	2	6	.333	1	3	.333	0	0	.000	0	1	1	1.6	0	0	2	0	0	2	0	5	2.0
SAN DIEGO STATE	01/08/05	*	2	0	0	.000	0	0	.000	0	0	.000	0	0	0	1.5	0	0	0	0	0	0	0	1.9	
MONTANA STATE-BILLINGS	01/11/05	*	11	4	5	.800	2	2	1.000	0	0	.000	0	2	2	1.5	0	0	2	1	0	3	10	2.4	
at Colorado State	1-15-05	*	5	0	3	.000	0	2	.000	0	0	.000	0	1	1	1.5	2	0	0	0	0	0	0	2.2	
at Wyoming	1-17-05	DNP - coach's decision																							
AIR FORCE	1-22-05	DNP - coach's decision																							
NEW MEXICO	01/24/05	*	12	0	1	.000	0	1	.000	3	4	.750	0	2	2	1.5	0	0	3	1	0	1	3	2.3	
UNIVERSITY OF UTAH	01/31/05	*	9	0	1	.000	0	0	.000	0	0	.000	0	0	0	1.4	0	0	2	1	0	0	0	2.2	
at UNLV	02/05/05	*	2	0	0	.000	0	0	.000	0	0	.000	0	0	0	1.4	0	0	0	0	0	0	0	2.1	
at SAN DIEGO STATE	02-07-05	*	3	0	0	.000	0	0	.000	0	0	.000	0	0	0	1.3	0	0	0	0	0	0	0	2.0	
WYOMING	02/12/05	*	2	0	0	.000	0	0	.000	0	0	.000	0	1	1	1.3	1	0	0	1	0	0	0	1.9	
COLORADO STATE	02/14/05	DNP - coach's decision																							
at New Mexico	02/19/05	*	3	0	0	.000	0	0	.000	0	0	.000	0	0	0	1.2	0	0	2	0	0	0	0	1.8	
at Air Force	2-21-05	*	20	2	6	.333	1	3	.333	0	0	.000	1	1	2	1.3	1	0	2	2	0	1	5	1.9	
Totals			7	286	16	58	.276	8	33	.242	6	8	.750	1	29	30	1.3	19	0	42	30	1	11	46	1.9
Nashif vs. Utah (7 games, BYU record: 2-5)			1	6.7	0	5	.000	0	1	.000	0	2	.000	0	3	3	0.4	5	0	4	5	0	0	0.0	

CAREER HIGHS:

POINTS: 11 at SDSU (2003)
 FG MADE: 4 vs. MSU-Billings (2005)
 FG ATT: 9 vs. Stanford (2005)
 FG%: 1.000 (3-3) at SDSU (2003)
 3FG MADE: 3 at SDSU (2003)
 3FG ATT: 5 vs. Sanford, Cal (2005)
 3FG%: 1.000 (3-3) at SDSU (2003)
 FT MADE: 6 vs. Rice
 FT ATT: 6 vs. CSUN (2002), Rice
 FT %: 1.000 (6-6) vs. Rice
 REB: 8 vs. California (2005)
 ASSISTS: 10 at USC (2005)
 STEALS: 3 vs. MSU-Billings (2005), at AFA (2004)
 BLOCKS: 2 vs. UNLV
 MINUTES: 31 vs. California (2005)

NASHIF PRIOR YEARS' STATS

YEAR	GP	GS	MIN	AVG	FG	FGA	PCT	3FG	FGA	PCT	FT	FTA	PCT	OFF	DEF	TOT	AVG	PF	FO	A	AVG	TO	BLK	STL	PTS	AVG
2001-02	21	0	60	2.9	1	3	.333	0	2	.000	9	12	.750	0	9	9	0.4	9	0	10	0.5	9	0	2	11	0.5
2002-03	32	6	470	14.7	21	61	.344	10	26	.385	17	23	.739	5	47	52	1.6	43	0	68	2.1	23	3	18	69	2.2
2003-04	23	1	171	7.4	6	22	.273	3	13	.231	7	9	.778	2	22	24	1.0	21	1	26	1.1	10	1	9	22	1.0
3-Year Totals	76	7	701	9.2	28	86	.326	13	41	.317	33	44	.750	7	78	85	1.1	73	1	104	1.3	42	4	29	102	1.3





BROCK REICHNER

6-4 • 205 • junior • guard
Provo, Utah

NOTING REICHNER: Has played in nine regular-season games ...made his first start of the year at Air Force, recording team highs of 5 rebounds, 3 steals and 2 assists, all personal bests, in a career-most 32 minutes ... with Jimmy Balderson ailing (ankle), Reichner started the second half against New Mexico and hit a three to open the Cougar scoring in the half, totaling a career-tying 4 points overall in 17 minutes ... He added 1 assists, 1 rebound and 1 steal ... He played three minutes against Utah ... Also played one minute vs. New Mexico ... He played five minutes at Wyoming, six minutes vs. MSU-Billings, two minutes at Saint Mary's, four minutes vs. Southern Utah and saw late action vs. Chaminade ... Saw first-half action for the first time this year at Wyoming ... Scored 4 points on 2-3 shooting and pulled down two rebounds, both career highs, against MSUB ... He had 3 points, 1 rebound and 1 assist vs. SUU ... Played in one of two exhibitions, scoring 3 points vs. Calgary.

MORE ON REICHNER: Reichner unites with the Cougars this fall as a junior after being one of Salt Lake Community College's major contributors in 2004 ... The 6-foot-4 Reichner adds to BYU's backcourt a solid shooter and talented defender and rebounder ... Reichner played at the College of Eastern Utah and served a two-year mission for the Church of Jesus Christ of Latter-day Saints before transferred to SLCC for his sophomore year where Reichner earned honorable mention honors, leading the SWAC in free throw shooting at 89 percent ... He averaged 10.5 points, 4.5 rebounds and 2.1 assists and earned Academic All-American honors.

PERSONAL: Reichner was born July 1981 in Rexburg, Idaho ... parents are Mark and Irene Reichner ... married to Chanell Rose, who was a member of the BYU women's basketball team (2000-2003) and is the daughter of BYU associate head coach Dave Rose ... youngest of three brothers and two sisters ... brother David played at Utah and is now an assistant coach at San Jose State ... served a two year mission for the Church of Jesus Christ of Latter-day Saints in Portugal Lisbon South mission from October 2000 to December 2002 ... international relations major.

Brock Reichner – 2004-05 Game-by-Game

Opponent	Date	GS	Min	TOTAL			3-PTS			REBOUNDS			PF	FO	A	TO	Blk	Stl	Pts	Avg					
				FG	FGA	Pct	3FG	FGA	Pct	FT	FTA	Pct									Off	Def	Tot	Avg	
vs North Carolina	11-22-04			DNP - coach's decision																					
vs Stanford	11-23-04			DNP - coach's decision																					
vs Chaminade	11-24-04			1	0	.000	0	0	.000	0	0	0	0.0	0	0	0	1	0	0	0.0					
CALIFORNIA	11-27-04			DNP - coach's decision																					
at Utah State	12-01-04			DNP - coach's decision																					
at USC	12-04-04			DNP - coach's decision																					
BOISE STATE UNIVERSITY	12-08-04			DNP - coach's decision																					
vs Washington State University	12-11-04			DNP - coach's decision																					
UTAH STATE	12-18-04			DNP - coach's decision																					
NORTH CAROLINA STATE	12-21-04			DNP - coach's decision																					
at Weber State	12-23-04			DNP - coach's decision																					
SOUTHERN UTAH UNIVERSITY	12-28-04			4	1	.500	1	2	.500	0	2	.000	1	0	1	0.5	0	0	0	3	15				
SANTA CLARA	12-31-04			DNP - coach's decision																					
at Saint Mary's (CA)	01-04-05			2	0	.000	0	0	.000	0	0	.000	0	0	0	0.3	0	0	0	0	10				
SAN DIEGO STATE	01-08-05			DNP - coach's decision																					
MONTANA STATE-BILLINGS	01-11-05			6	2	.667	0	0	.000	0	0	.000	0	2	2	0.8	2	0	0	0	18				
at Colorado State	1-15-05			DNP - coach's decision																					
at Wyoming Cowboys	1-17-05			5	0	.000	0	0	.000	0	0	.000	0	1	1	0.8	0	0	0	0	14				
AIR FORCE	1-22-05			DNP - coach's decision																					
NEW MEXICO	01-24-05			1	0	.000	0	0	.000	0	0	.000	0	0	0	0.7	0	0	0	0	12				
UNIVERSITY OF UTAH	01-31-05			3	0	.000	0	0	.000	0	0	.000	0	0	0	0.6	0	0	0	0	10				
at UNLV	02-05-05			DNP - coach's decision																					
at SAN DIEGO STATE	02-07-05			DNP - coach's decision																					
WYOMING	02-12-05			DNP - coach's decision																					
COLORADO STATE	02-14-05			DNP - coach's decision																					
at New Mexico	02-19-05			17	1	.500	1	2	.500	1	2	.500	0	1	1	0.6	0	0	1	2	4	14			
at Air Force	2-21-05	*		32	0	.000	0	0	.000	1	2	.500	1	4	5	1.1	2	0	2	2	0	13			
Totals			1	71	4	10	400	2	4	.500	2	6	.333	2	8	10	1.1	4	0	4	5	0	4	12	13
Reichner vs. Utah [1 game, BYU record 0-1]				3	0	0	.000	0	0	.000	0	0	.000	0	0	0	0.6	0	0	0	0	0	0	0	0.0

CAREER HIGHS:

POINTS: 4 vs. MSU-Billings, at UNM (2005)
 FG MADE: 2 vs. MSU-Billings (2005)
 FG ATT: 3 vs. MSU-Billings (2005)
 FG %: .667 (2-3) vs. MSU-Billings (2005)
 3FG MADE: 1 vs. Southern Utah, at UNM (2005)
 3FG ATT: 2 vs. Southern Utah, at UNM (2005)
 3FG %: .500 (1-2) vs. SUU, at UNM (2005)
 FT MADE: 1 at AFA, at UNM (2005)
 FT ATT: 2 vs. Southern Utah, at UNM, at AFA (2005)
 FT %: .500 (1-2) at UNM, at AFA (2005)
 REB: 5 at AFA (2005)
 ASSISTS: 2 at AFA (2005)
 STEALS: 3 at AFA (2005)
 BLOCKS: -
 MINUTES: 32 at AFA (2005)



AUSTIN AINGE
6-2 • 180 • sophomore • point guard
Gilbert, Ariz.

NOTING AINGE: Second in the MWC in assists in league games (4.4 apg) and ranks third overall (3.9 apg) ... Leads the team in assists and second in scoring and steals ... Scored 5 points while adding 1 rebound at Air Force ... Had 9 points, hitting two threes, and added 4 assists and 1 steal at UNM ... Contributed 10 points, 6 rebounds and 5 assists against Colorado State ... Recorded 10 points, 4 rebounds and 3 assists vs. Wyoming ... Had 4 points, 3 assists and 2 rebounds at SDSU ... Scored 19 points, including 12 in overtime, to seal BYU's win at UNLV ... After going 1-for-19 over the prior three games, Ainge led BYU against Utah with 15 points on 5-8 shooting while adding five assists ... Tied career-best 8 assists with only 2 turnovers while grabbing 4 rebounds in 23 minutes vs. New Mexico ... Recorded 6 rebounds, 6 assists and 5 points against Air Force ... Had worst shooting night of the year at Wyoming, going 0-for-8 but contributed 4 rebounds, 3 assists, 2 steals and 2 points ... Scored career-best 25 points at CSU with new personal bests of 8 FG, 14 FGA and 5 3FG (tying 9 3FGA) while adding a game-high 6 assists... Tied his career-high in assists with 8 against MSU-Billings along with contributing 10 points ... Logged career-most 38 minutes vs. SDSU with career-equaling 4 steals as well as 5 assists, 6 rebounds and 9 points ... Played 37 minutes vs. Santa Clara with 9 points, 7 rebounds, 7 assists and 2 steals ... His 7 rebounds was a career-high and his 7 assists was one shy of his career mark ... Made career-high 4 treys in 5 attempts vs. Southern Utah, scoring 14 points with 5 assists ... Played 34 minutes at Weber State with career-high 4 steals, along with 9 points, 4 rebounds and 3 assists ... In 32 minutes vs. NC State he dishing out a career-high 8 assists along with 9 points and 4 rebounds ... Got his second start of the year vs Utah State and scored a career-high 21 points on 6-of-9 shooting, including 3 treys, and 6-of-8 from the line ... Scored 16 points on 58 percent (7-12) shooting in 31 minutes against Washington State ... Came off the bench to dish out 5 assists while adding 14 points and 5 rebounds against Boise State ... Made his first start and scored 7 points on 2-2 shooting, including one three-pointer, at USC ... Scored 15 points at Utah State on Dec. 1 ... Played backup point minutes at the Maui Invitational, averaging 2.7 points and 1.0 assists ... Scored 6 points vs. North Carolina, going 2-of-3 from behind the extended three-point arc ... He played more minutes in each of the first three games this season than his game-high last year of 10 minutes.

MORE ON AINGE: Ainge has had the misfortune of being injured just prior to the start of the season the past two years ... He redshirted in 2002-03 and saw mostly limited action last year after returning ... He is a smart player and leader and a good three-point shooter ... A point guard with an excellent understanding of the game, he is the son of former BYU All-American, NBA All-Star, and Phoenix Suns head coach Danny Ainge, who is currently the executive director of basketball operations for the Boston Celtics ... Last year he missed the first nine games with an injury before making his college debut, hitting his only shot to score two points and grabbing one rebound in two minutes vs. Idaho State at the Cable Car Classic ... He saw his first extended playing time vs. CSU in Provo, logging a season-best 10 minutes, including first-half action for the first time, while scoring a season-best 6 points on 2-of-3 shooting and adding a season-high 2 assists ... also played 10 minutes at Air Force ... Appeared in eight games overall, averaging 1.3 points, 0.4 rebounds and 0.8 assists in 4.5 minutes per outing.


PERSONAL: Born September 1981 ... parents are Danny and Michelle Ainge ... has three brothers and two sisters ... first cousin Erik Ainge is a freshman quarterback at Tennessee ... served mission for the Church of Jesus Christ of Latter-day Saints to the Dominican Republic ... married Crystal Bluth of Gilbert, Ariz., on April 26, 2003 ... international relations major.

Austin Ainge – 2004-05 Game-by-Game																								
Opponent	Date	GS	Min	TOTAL			3PTS			REBOUNDS			PF	FO	A	TO	Blk	Stl	Pts	Avg				
				FG	FGA	Pct	3FG	3FGA	Pct	FT	FTA	Pct									Off	Def	Tot	Avg
vs North Carolina	11-22-04	18	2	3	.667	2	3	.667	0	0	.000	0	1	1	10	1	0	1	4	0	1	6	6.0	
vs Stanford	11-23-04	12	0	1	.000	0	1	.000	0	0	.000	0	0	0.5	1	0	0	4	0	0	0	3.0		
vs Chaminade	11-24-04	14	1	3	.333	0	1	.000	0	0	.000	0	4	1.7	3	0	2	3	0	0	2	2.7		
CALIFORNIA	11-27-04	9	0	2	.000	0	1	.000	2	2	1.000	0	1	1	15	0	0	1	0	0	2	2.5		
at Utah State	12-01-04	30	6	13	.462	3	9	.333	0	0	.000	0	2	2	16	1	0	3	4	0	2	15	5.0	
at USC	12-04-04	*	12	2	2	1.000	1	1	1.000	2	2	1.000	0	0	13	1	0	2	5	0	1	7	5.3	
BOISE STATE UNIVERSITY	12-08-04	25	4	8	.500	2	4	.500	4	6	.667	0	5	19	3	0	5	3	0	1	14	6.6		
vs Washington State University	12-11-04	31	7	12	.583	2	6	.333	0	0	.000	2	2	19	1	0	4	1	0	0	16	7.8		
UTAH STATE	12-18-04	*	30	6	9	.667	3	5	.600	6	8	.750	0	2	2	19	0	0	3	4	0	1	21	9.2
NORTH CAROLINA STATE	12-21-04	*	32	3	10	.300	1	3	.333	2	2	1.000	0	4	4	21	4	0	8	6	0	1	9	9.2
at Weber State	12-23-04	*	34	4	9	.444	1	3	.333	0	0	.000	1	3	4	23	2	0	3	1	0	4	9	9.2
SOUTHERN UTAH UNIVERSITY	12-28-04	*	31	5	9	.556	4	5	.800	0	0	.000	0	3	3	23	1	0	5	2	0	3	14	9.6
SANTA CLARA	12-31-04	*	37	2	8	.250	1	5	.200	4	4	1.000	0	7	7	27	1	0	7	5	0	2	9	9.5
at Saint Mary's (CA)	01-04-05	*	19	3	7	.429	0	2	.000	0	0	.000	0	1	1	26	4	0	2	6	0	2	6	9.3
SAN DIEGO STATE	01-08-05	*	38	4	11	.364	0	3	.000	1	3	.333	1	5	6	28	1	0	5	5	0	4	9	9.3
MONTANA STATE-BILLINGS	01-11-05	*	23	3	5	.600	2	3	.667	2	2	1.000	0	2	2	28	3	0	8	2	0	0	10	9.3
at Colorado State	1-15-05	*	36	8	14	.571	5	9	.556	4	4	1.000	2	1	3	28	4	0	6	2	0	2	25	10.2
at Wyoming Cowboys	1-17-05	*	27	0	8	.000	0	6	.000	2	2	1.000	1	3	4	28	0	0	3	2	0	2	9.8	
AIR FORCE	01-22-05	*	29	1	5	.200	1	4	.250	2	2	1.000	2	4	6	30	1	0	6	5	0	0	5	9.5
NEW MEXICO	01-24-05	*	23	0	6	.000	0	4	.000	0	0	.000	4	4	31	4	0	8	2	0	1	0	9.1	
UNIVERSITY OF UTAH	01-31-05	*	32	5	8	.625	1	3	.333	4	5	.800	0	0	29	1	0	5	3	0	1	15	9.3	
at UNLV	02-05-05	*	42	5	8	.625	2	5	.400	7	8	.875	0	3	3	29	3	0	5	4	0	0	19	9.8
at SAN DIEGO STATE	02-07-05	*	29	2	7	.286	0	4	.000	0	0	.000	2	2	29	0	0	3	2	0	1	4	9.5	
WYOMING	02-12-05	*	36	3	8	.375	2	5	.400	2	3	.667	0	4	4	29	3	0	3	3	0	0	10	9.5
COLORADO STATE	02-14-05	*	37	4	14	.286	1	5	.200	1	2	.500	3	3	6	30	0	0	5	5	0	0	10	9.6
at New Mexico	02-19-05	*	34	3	9	.333	2	5	.400	1	2	.500	0	0	0	29	2	0	4	3	0	1	9	9.5
at Air Force	2-21-05	*	16	2	4	.500	1	2	.500	0	0	.000	0	1	1	29	0	0	0	4	0	0	5	9.4
Totals		20	736	85	203	.419	37	107	.346	46	57	.807	10	67	77	29	45	0	106	91	0	30	253	9.4
Ainge vs. Utah (1 game, BYU record: 0-1)		32	5	8	.625	1	3	.333	4	5	.800	0	0	0	29	1	0	5	3	0	1	15	15	

CAREER HIGHS:	
POINTS:	25 at Colorado State (2005)
FG MADE:	8 at Colorado State (2005)
FG AT:	14 at Colorado St (2005)
FG%:	.667 (6-9) vs. Utah State (2005)
3FG MADE:	5 at CSU (2005)
3FG AT:	9 at Utah State, at CSU (2005)
3FG%:	.800 (4-5) vs. SUU (2005)
FT MADE:	7 at UNLV (2005)
FT AT:	8 vs. Utah State (2005)
FT%:	1.000 (4-4) vs. Santa Clara, at CSU (2005)
REB:	7 vs. Santa Clara (2005)
ASSTS:	8 vs. MSU-Billings, vs. NC State vs. UNM (2005)
STEALS:	4 at Weber State, vs. SDSU (2005)
BLOCKS:	1 vs. New Mexico (2004)
MIN:	42 at UNLV (2005)

AINGE PRIOR YEARS' STATS																										
YEAR	GP	GS	MIN	AVG	FG	FGA	PCT	3FG	3FGA	PCT	FT	FTA	PCT	OFF	DEF	TOT	AVG	PF	FO	A	AVG	TO	BLK	STL	PTS	AVG
2003-04	8	0	36	4.5	4	8	.500	1	4	.250	1	2	.500	0	3	3	0.4	6	0	6	0.8	6	1	0	10	1.3





SAM BURGESS
 6-3 • 190 • sophomore • guard
 Alpine, Utah

NOTING BURGESS: Led the Cougars with a career-high 9 points, going 3-4 from beyond the arc, at Air Force while adding 2 rebounds in 18 minutes ... Saw his most time in a month with 15 minutes at UNM, scoring 5 points on 2-of-3 shooting while grabbing 2 boards and making 2 steals ... Did not play the prior game against Colorado State, missing his first action in last 18 games ... Played 4 minutes, missing both three attempts, vs. Wyoming ... Recorded 1 steal in 4 minutes of action at SDSU ... Pulled down 1 rebound and recorded 1 assist in 3 minutes of action at UNLV ... Played 2 minutes against Utah, 8 minutes vs. New Mexico and 3 minutes against Air Force ... Played 14 minutes as the backup point guard at Wyoming, knocking down a trey and adding 2 rebounds, 1 assist and 1 steal ... Played mostly limited action the prior 10 outings after not playing in two games ... Had 1 assist in 4 minutes at CSU ... Played 18 minutes vs. MSU-Billings, adding 6 points and a career-high 4 assists ... Saw 12 minutes on the floor vs. Southern Utah, scoring 5 points ... Scored 5 points in 9 minutes vs. Utah State ... Played 4 minutes vs. Washington State at the Delta Center ... Scored 5 points in 12 minutes in his only start vs. California ... Scored 8 points with 3 rebounds, 3 blocks and 2 steals in season-high 26 minutes vs. Chaminade in BYU's win.

MORE ON BURGESS: Burgess is a 6-foot-3, 190-pound shooting guard who averaged 17.2 points per game during his one year at Snow College (Utah) prior to committing to BYU ... After playing at Snow, he left to serve a two-year mission for the Church of Jesus Christ of Latter-day Saints in Spokane, Wash., returning in May 2004 ... He is an excellent shooter and solid defender ... As a freshman prior to his mission and led the Scenic West Athletic Conference in three-point accuracy in 2001-02, making 49 percent (95-192) of his long range attempts while shooting 53 percent overall from the floor ... He shot 79 percent from the free throw line ... Burgess prepped at Lone Peak High School in Highland, Utah, where he was a first-team all-state athlete in three football, basketball and baseball.

PERSONAL: Born in November 1982, Burgess is a native of Alpine, Utah ... Parents are Andrew and Wealtha Burgess ... He is one of six children ... Two of his current teammates on BYU's team are his first cousins - brothers Joshua and David Burgess ... He served a two-year mission for the Church of Jesus Christ of Latter-day Saints in Spokane, Wash.

Sam Burgess – 2004-05 Game-by-Game

Opponent	Date	GS	Min	TOTAL			3PTS			REBOUNDS			PF	FO	A	TO	Blk	Stl	Pts	Avg					
				FG	FGA	Pct	3FG	3FGA	Pct	FT	FTA	Pct									Off	Def	Tot		
vs North Carolina	11-22-04		15	2	7	.286	0	2	.000	0	0	.000	0	1	1	1.0	4	0	0	2	0	0	4	4.0	
vs Stanford	11-23-04		8	0	3	.000	0	2	.000	0	0	.000	0	1	1	1.0	1	0	1	0	0	0	0	2.0	
vs Chaminade	11-24-04		26	3	11	.273	2	6	.333	0	0	.000	1	2	3	1.7	3	0	0	2	3	2	8	4.0	
CALIFORNIA	11-27-04	*	12	1	5	.200	1	4	.250	3	3	1.000	1	0	1	1.5	3	0	0	1	0	1	6	4.5	
at Utah State	12/01/04		9	1	2	.500	0	0	.000	0	0	.000	0	1	1	1.4	0	0	0	1	0	0	2	4.0	
at USC	12/04/04		DNP - coach's decision																						
BOISE STATE UNIVERSITY	12/08/04		DNP - coach's decision																						
vs Washington State University	12/11/04		4	0	0	.000	0	0	.000	0	0	.000	0	0	0	1.2	1	0	0	1	0	0	0	3.3	
UTAH STATE	12/18/04		9	2	5	.400	1	1	1.000	0	0	.000	0	0	0	1.0	2	0	0	0	0	1	5	3.6	
NORTH CAROLINA STATE	12/21/04		0	0	1	.000	0	1	.000	0	0	.000	0	1	1	1.0	0	0	0	0	0	0	0	3.1	
at Weber State	12-23-04		1	0	0	.000	0	0	.000	0	0	.000	0	0	0	0.9	0	0	0	0	0	0	0	2.8	
SOUTHERN UTAH UNIVERSITY	12/28/04		12	1	4	.250	1	3	.333	2	2	1.000	1	0	1	0.9	4	0	0	1	0	0	5	3.0	
SANTA CLARA	12/31/04		2	0	0	.000	0	0	.000	0	0	.000	0	0	0	0.8	1	0	0	0	0	0	0	2.7	
at Saint Mary's (CA)	01/04/05		6	0	2	.000	0	0	.000	0	0	.000	0	0	0	0.8	0	0	1	1	0	0	0	2.5	
SAN DIEGO STATE	01/08/05		2	0	1	.000	0	1	.000	0	0	.000	1	1	0.8	1	0	0	1	0	0	0	0	2.3	
MONTANA STATE-BILLINGS	01/11/05		18	1	4	.250	1	1	1.000	3	4	.750	1	2	3	0.9	4	0	4	2	0	3	6	2.6	
at Colorado State	1-15-05		4	0	0	.000	0	0	.000	0	0	.000	0	0	0	0.9	1	0	1	0	0	0	0	2.4	
at Wyoming Cowboys	1-17-05		14	1	2	.500	1	2	.500	0	0	.000	0	2	0.9	1	0	1	2	0	1	3	2.4		
AIR FORCE	01/22/05		3	0	0	.000	0	0	.000	0	0	.000	0	0	0.9	1	0	1	0	0	0	0	2.3		
NEW MEXICO	01/24/05		8	0	2	.000	0	1	.000	0	0	.000	0	1	1	0.9	1	0	1	1	0	0	2.2		
UNIVERSITY OF UTAH	01/31/05		2	0	0	.000	0	0	.000	0	0	.000	0	0	0.8	0	0	0	0	0	0	0	2.1		
at UNLV	02/05/05		3	0	0	.000	0	0	.000	0	0	.000	0	1	1	0.9	1	0	1	0	0	0	2.0		
at SAN DIEGO STATE	02-07-05		4	0	2	.000	0	1	.000	0	0	.000	0	0	0.8	0	0	0	0	0	1	0	1.9		
WYOMING	02/12/05		4	0	2	.000	0	2	.000	0	0	.000	0	0	0.8	1	0	0	0	0	0	0	1.8		
COLORADO STATE	02/14/05		DNP - coach's decision																						
at New Mexico	02/19/05		15	2	3	.667	0	0	.000	1	2	.500	2	0	2	0.8	3	0	0	2	0	2	5	1.9	
at Air Force	2-21-05		18	3	8	.375	3	4	.750	0	0	.000	1	1	2	0.9	2	0	1	2	0	0	9	2.2	
Totals			1	199	17	64	.266	10	31	.323	9	11	.818	7	14	21	0.9	35	0	11	20	3	11	53	2.2

Burgess vs. Utah (1 game, BYU record 0-1) **0** **2** **0** **0** **.000** **0** **0** **.000** **0** **0** **.000** **0** **0** **0** **0.8** **0** **0** **0** **0** **0** **0** **0** **0** **0** **0.0**

CAREER HIGHS:

POINTS: 9 at AFA (2005)
 FG MADE: 3 vs. Chaminade, at AFA (2005)
 FG ATT: 11 vs. Chaminade (2005)
 FG %: .667 (2-3) at UNM (2005)
 3FG MADE: 3 at AFA (2005)
 3FG ATT: 6 vs. Chaminade (2005)
 3FG %: 1.000 (1-1) vs. MSU-Billings (2005)
 FT MADE: 3 vs. MSU-Billings, vs. California (2005)
 FT ATT: 4 vs. MSU-Billings (2005)
 FT %: 1.000 (3-3) vs. Cal (2005)
 REB: 3 vs. MSU-Billings, vs. Chaminade (2005)
 ASSISTS: 4 vs. MSU-Billings (2005)
 STEALS: 3 vs. MSU-Billings (2005)
 BLOCKS: 3 vs. Chaminade (2005)
 MINUTES: 26 vs. Chaminade (2005)





JIMMY BALDERSON
 6-6 • 200 • sophomore • guard
 Magrath, Alberta, Canada

NOTING BALDERSON: Started the last 10 games ... Grabbed 4 rebounds and scored 3 points at Air Force ... Missed practice last week due to an injured ankle and played a limited 13 minutes at UNM, scoring 1 point and grabbing 2 rebounds ... Recorded 8 points and 4 rebounds against Colorado State (also injured his ankle), the first time in five games he did not score in double-figures ... Scored team-high 11 points, his fourth straight double-figure outing, and tied career-best 7 rebounds vs. Wyoming, hitting 3-of-5 treys ... Had 14 points at SDSU ... Posted a career-high 23 points while going 5-9 from three-point range and tied his career-high with seven rebounds at UNLV ... Scored 13 points on 4-6 shooting, including 3-4 from three-point range against Utah ... Played 11 minutes vs. UNM without scoring and played a career-high 29 minutes against Air Force, scoring 5 points ... Started at Wyoming, recording 9 points and a season-high 4 rebounds ... Played four minutes at CSU, going 0-4 ... Was perfect from the field against MSU-Billings, going 3-3 and scoring 9 points ... scored 11 points in 14 minutes off the bench on 4-of-5

shooting vs. Southern Utah ... Played less than a minute at Weber State and did not play vs. NC State after starting the prior three games ... shot 2-of-15 from the floor in his three starts ... Recorded a career-high 22 points at USC on 6-12 shooting, including a career-best 5 three-pointers ... Scored 6 points on .500 shooting in 11-minute season debut at Utah State after coming out of redshirt year ... Sat out the first four games planning to redshirt after August return from his two-year LDS Church mission to the Marshall Islands.

MORE ON BALDERSON: Balderson is a 6-foot-6 guard who averaged 4.0 points per game and 1.5 rebounds per game as a freshman at BYU prior to serving a two-year mission for the Church of Jesus Christ of Latter-day Saints ... He returned in August ... A talented scorer, he has excellent range from the three-point arc and has good size. ... He plans to redshirt to allow time to get back into playing condition after his missionary service ... Balderson played in 27 of 30 games as a freshman reserve on BYU's '18-12 team that advanced to the second round of the NIT, logging 8.5 minutes per game while shooting .487 from the floor, .306 (11-of-36) on threes and .657 from the line ... His 48.7 percent shooting from the floor led all BYU perimeter players ... He was seventh on the team in scoring ... He appeared in all 14 league games, averaging 3.6 points and 1.3 rebounds in 8.3 minutes ... He scored double-digit points in three games ... He led BYU in scoring, rebounds and steals with season highs of 19 points, 7 rebounds and 3 steals in BYU's win over Fort Lewis College ... he totaled 14 points and 6 rebounds in a loss at Air Force and scored 11 points with 2 rebounds and a season-high 2 assists in a home win over Southern Utah ... He came off the bench cold in the closing moments of regulation at Pepperdine and promptly hit a three-pointer from the corner as time expired to send the game into overtime ... He scored in 21 of his 27 appearances and grabbed in a rebound in 17 outings.

PERSONAL: Born August 1983 in Magrath, Alberta, Canada ... parents are Wes and Lorraine Balderson ... one of seven children, three boys ... oldest brother was Canadian Interuniversity Player of the Year in Canada as shooting guard, while other brother currently plays football at the University of Alberta and little sister Debbie currently plays basketball for Lethbridge Community College ... served a two-year mission for the Church of Jesus Christ of Latter-day Saints in the Marshall Islands speaking Marshallese ... Business Finance major.

Jimmy Balderson – 2004-05 Game-by-Game

Opponent	Date	GS	Min	TOTAL			3PTS			REBOUNDS			PF	FO	A	TO	Blk	Stl	Pts	Avg					
				FG	FGA	Pct	3FG	FGA	Pct	FT	FTA	Pct									Off	Def	Tot		
vs North Carolina	11-22-04			DNP - planned redshirt																					
vs Stanford	11-23-04			DNP - planned redshirt																					
vs Chaminade	11-24-04			DNP - planned redshirt																					
CALIFORNIA	11/27/04			DNP - planned redshirt																					
at Utah State	12/01/04		11	2	4	.500	1	3	.333	1	2	.500	0	0	0	0.0	0	0	0	6	6.0				
at USC	12/04/04		25	6	12	.500	5	8	.625	5	7	.714	0	1	1	0.5	3	0	4	2	14.0				
BOISE STATE UNIVERSITY	12/06/04	*	18	1	6	.167	1	4	.250	0	0	.000	0	2	2	1.0	0	0	1	0	3				
vs Washington State University	12/11/04	*	15	0	4	.000	0	3	.000	0	0	.000	0	0	0	0.8	0	0	2	0	7.8				
UTAH STATE	12/18/04	*	10	1	5	.200	0	2	.000	0	0	.000	0	0	0	0.6	4	0	1	0	6.6				
NORTH CAROLINA STATE	12/21/04			DNP - coach's decision																					
at Weber State	12-23-04		0	0	0	.000	0	0	.000	0	0	.000	0	1	1	0.7	0	0	0	0	5.5				
SOUTHERN UTAH UNIVERSITY	12/28/04		14	4	5	.800	1	1	1.000	2	2	1.000	0	0	0	0.6	2	0	2	1	11				
SANTA CLARA	12/31/04		6	0	3	.000	0	1	.000	0	0	.000	0	1	1	0.6	0	0	0	0	5.5				
at Saint Mary's (CA)	01/04/05		6	0	2	.000	0	0	.000	0	0	.000	0	0	0	0.8	0	0	1	0	2.5				
SAN DIEGO STATE	01/08/05		6	1	2	.500	0	1	.000	0	0	.000	0	1	1	0.6	0	0	2	0	2				
MONTANA STATE-BILLINGS	01/11/05		16	3	3	1.000	0	0	.000	3	6	.500	0	3	3	0.8	0	0	2	2	9				
at Colorado State	1-15-05		4	0	4	.000	0	3	.000	0	0	.000	0	0	0	0.8	1	0	0	0	5.0				
at Wyoming Cowboys	1-17-05	*	23	2	4	.500	1	2	.500	4	6	.667	0	4	4	1.0	4	0	0	0	9				
AIR FORCE	01/22/05	*	29	2	5	.400	1	1	1.000	0	0	.000	0	2	2	1.1	1	0	2	1	5				
NEW MEXICO	01/24/05	*	11	0	4	.000	0	2	.000	0	0	.000	0	3	3	1.2	1	0	2	0	4.9				
UNIVERSITY OF UTAH	01/31/05	*	20	4	6	.667	3	4	.750	2	4	.500	1	2	1.3	3	0	0	1	1	13				
at UNLV	02/05/05	*	37	7	15	.467	5	9	.556	4	6	.667	2	5	7	1.6	1	0	3	0	23				
at SAN DIEGO STATE	02-07-05	*	33	4	9	.444	4	7	.571	2	5	.400	0	1	1	1.6	5	1	1	4	14				
WYOMING	02/12/05	*	28	4	7	.571	3	5	.600	0	0	.000	4	3	7	1.8	5	1	0	4	11				
COLORADO STATE	02/14/05	*	33	3	8	.375	2	5	.400	0	0	.000	0	4	4	2.0	1	0	0	1	8				
at New Mexico	02/19/05	*	13	0	2	.000	0	2	.000	1	2	.500	0	2	2	2.0	2	0	4	0	1				
at Air Force	2-21-05	*	26	1	8	.125	1	4	.250	0	0	.000	1	3	4	2.0	1	0	0	0	3				
Totals			13	385	46	118	.390	29	68	.426	26	42	.619	8	37	45	2.0	35	2	16	31	0	7	147	6.7
Balderson vs. Utah [3 games, BYU record: 1-2]			1	15	7	15	.467	4	7	.571	2	5	.400	2	3	5	1.7	10	1	0	1	0	2	20	6.7

CAREER HIGHS:

- POINTS: 23 at UNLV (2005)
- FG MADE: 8 vs. Fort Lewis (12/12/01)
- FG ATT: 15 at UNLV (2005)
- FG%: 1.000 (3-3) vs. MSUBillings (2005)
- 3FG MADE: 5 at UNLV, at USC (2005)
- 3FG ATT: 9 at UNLV (2005)
- 3FG%: .750 (3-4) vs. Utah (2005)
- FT MADE: 5 at USC (2005)
- FT ATT: 7 at USC (2005)
- FT %: 1.000 (4-4) at AFA, UNLV (2001-02)
- REB: 7 vs. Wyoming, at UNLV (2005), vs. Fort Lewis (12/12/01)
- ASSTS: 4 at USC (2005)
- STEALS: 3 vs. Wyoming (2005)
- Fort Lewis (12/12/01)
- BLOCKS: 1 at Wyoming (2/28/02)
- MIN: 37 at UNLV (2005)

BALDERSON PRIOR YEAR TOTALS

YEAR	GP	GS	MIN	AVG	FG	FGA	PCT	3FG	FGA	PCT	FT	FTA	PCT	OFF	DEF	TOT	AVG	PF	FO	A	AVG	TO	BLK	STL	PTS	AVG
2001-02	27	0	229	8.5	37	76	.487	11	36	.306	23	35	.657	11	30	41	1.5	21	1	12	0.4	15	1	9	108	4.0





GARNER MEADS
6-8 • 225 • sophomore • forward
Salt Lake City, Utah

NOTING MEADS: Averages 4.3 rebounds, third on the team ... Missed the last five games due to leg injury and is doubtful to return against Utah ... Recorded 1 block in three minutes at UNLV in his last action ... Pulled down 4 rebounds while adding 4 points in 17 minutes against Utah ... Played 3 minutes off the bench vs. New Mexico after started against Air Force, scoring 6 points on 3-6 shooting in 27 minutes ... Recorded 3 points and 2 rebounds in 12 minutes at Wyoming ... Had 4 points and 4 rebounds in 18 minutes off the bench at CSU ... In his first start since Dec. 18, Meads recorded a career-high 11 rebounds against MSU-Billings ... Scored 5 points and grabbed 6 rebounds in 12 minutes vs. SDSU after missing the prior three games with a foot injury ... He missed two games earlier with an injured ankle ... After returning from the injured ankle, he had scored more than 4 points in a game only once (10 points at USC) in six outings before scoring 10 points at Weber State in

his last action prior to his recent foot injury ... shared team-high honors with 6 rebounds at Weber State ... Had 10 rebounds and two assists against Washington State ... also dished out a career-high two assists against Boise State, adding four points and three rebounds in 14 minutes ... Recorded a season-high 10 points with eight rebounds at USC ... Returned from injury at Utah State on Dec. 1, posting two blocked shots in 18 minutes ... Started the first two games but had to sit out the next two games after injuring his ankle against Stanford ... Averaged 5.5 points and team-best 7.0 rebounds over first two games.

MORE ON MEADS: Meads started 18 games, including 16 of the last 17 games, as a redshirt freshman in 2003-04 and showed promise of his abilities despite playing with injuries throughout much the year ... A heavily recruited McDonald's High School All-American, Meads entered his first year with BYU in 2000-01 after selecting the Cougars over Stanford and Utah, but suffered a punctured-lung injury the first week of practice and ended up deciding to red-shirt ... He left to serve a two-year LDS Church mission at the semester, splitting his redshirt season between the fall of 2000 and the winter of 2003 ... He is an outstanding student-athlete who will be looked to as a leader on and off the floor ... He can bang inside but also has a nice mid-range game and should be a key player for the Cougars as a sophomore ... Overall last year, he appeared in 29 of 30 games, averaging 4.2 points and 2.9 rebounds while shooting .540 from the floor and .644 from the line in 16 minutes per game ... He shot 59 percent in league games, which would have rated second among MWC players but he hadn't taken the minimum three shots per game ... He had four double-figure scoring games and one double-digit rebounding outing ... He played a career-best 34 minutes vs. SDSU, scoring a personal-best 19 points on 7-of-11 shooting, including an aggressive one-handed slam through traffic in transition, and added 8 rebounds. ... He recorded a double-double with 13 points and a season-best 10 rebounds vs. Wyoming in Provo, going 6-for-9 from the floor in 26 minutes ... He played well in BYU's upset over nationally ranked and eventual Final Four participant Oklahoma State with 7 rebounds, including a key offensive rebound, and 6 points while playing 26 minutes.

PERSONAL: Born September 1981 in Salt Lake City ... parents are Garner and LeeAnn Meads ... has three sisters and two brothers ... enjoys playing the piano, cars, Sony PlayStation, swimming, water skiing and snow skiing ... was the student body historian at Brighton High his senior year and class vice president as a sophomore ... exercise science major with a business minor.

Garner Meads – 2004-05 Game-by-Game

Opponent	Date	GS	Min	TOTAL			3PTS			REBOUNDS			PF	FO	A	TO	Blk	Stl	Pts	Avg					
				FG	FGA	Pct	3FG	FGA	Pct	FT	FTA	Pct									Off	Def	Tot		
vs North Carolina	11-22-04	*	22	1	6	.167	0	0	.000	0	0	.000	3	6	9	9.0	3	0	1	4	1	2	2	2.0	
vs Stanford	11-23-04	*	22	3	7	.429	0	0	.000	3	3	1.000	2	3	5	7.0	4	0	0	3	1	0	9	5.5	
vs Chaminade	11-24-04	DNP - Injury																							
CALIFORNIA	11-27-04	DNP - Injury																							
at Utah State	12/01/04	*	18	0	2	.000	0	0	.000	0	0	.000	1	1	2	5.3	3	0	0	3	2	0	0	3.7	
at USC	12/04/04	*	24	4	6	.667	0	0	.000	2	6	.333	5	3	8	6.0	3	0	1	1	0	1	10	5.3	
BOISE STATE UNIVERSITY	12/08/04	*	14	1	1	1.000	0	0	.000	2	2	1.000	0	3	3	5.4	4	0	2	1	0	0	4	5.0	
vs Washington State University	12/11/04	*	28	0	2	.000	0	0	.000	2	2	1.000	1	9	10	6.2	2	0	2	2	0	0	2	4.5	
UTAH STATE	12/18/04	*	23	2	5	.400	0	0	.000	0	0	.000	0	1	1	5.4	5	1	1	0	1	1	4	4.4	
NORTH CAROLINA STATE	12/21/04		15	1	3	.333	0	0	.000	2	2	1.000	1	0	1	4.9	2	0	0	0	0	1	4	4.4	
at Weber State	12-23-04		27	3	6	.500	0	1	.000	4	4	1.000	0	6	6	5.0	3	0	0	2	0	0	10	5.0	
SOUTHERN UTAH UNIVERSITY	12/28/04	DNP - Injury																							
SANTA CLARA	12/31/04	DNP - Injury																							
at Saint Mary's (CA)	01/04/05	DNP - Injury																							
SAN DIEGO STATE	01/08/05		12	2	3	.667	0	0	.000	1	2	.500	2	4	6	5.1	2	0	2	0	0	0	5	5.0	
MONTANA STATE-BILLINGS	01/11/05	*	21	3	7	.429	0	0	.000	1	2	.500	4	7	11	5.6	1	0	1	1	0	0	7	5.2	
at Colorado State	1-15-05		18	2	9	.222	0	0	.000	0	0	.000	2	2	4	5.5	2	0	0	0	0	1	4	5.1	
at Wyoming Cowboys	1-17-05		12	1	2	.500	0	0	.000	1	2	.500	0	2	2	5.2	2	0	0	2	0	1	3	4.9	
AIR FORCE	01/22/05	*	27	3	6	.500	0	0	.000	0	2	.000	0	1	1	4.9	1	0	0	1	0	0	6	5.0	
NEW MEXICO	01/24/05		3	0	0	.000	0	0	.000	0	0	.000	0	0	0	4.6	0	0	1	0	0	0	0	4.7	
UNIVERSITY OF UTAH	01/31/05		17	2	6	.333	0	0	.000	0	0	.000	3	1	4	4.6	1	0	0	1	1	0	4	4.6	
at UNLV	02/05/05		3	0	0	.000	0	0	.000	0	0	.000	0	0	0	4.3	2	0	0	1	1	0	0	4.4	
at SAN DIEGO STATE	02/07/05	DNP - Injury																							
WYOMING	02/12/05	DNP - Injury																							
COLORADO STATE	02/14/05	DNP - Injury																							
at New Mexico	02/19/05	DNP - Injury																							
at Air Force	02/21/05	DNP - Injury																							
Totals			9	306	28	71	.394	0	1	.000	18	27	.667	24	49	73	4.3	40	1	9	24	7	7	74	4.4
Meads vs. Utah (4 games, BYU record: 1-3)			3	18.7	7	16	.438	0	1	.000	4	6	.667	8	6	14	3.5	7	0	1	7	6	4	18	4.5


CAREER HIGHS:

POINTS: 19 vs. SDSU (2004)
 FG MADE: 7 vs. SDSU (2004)
 FG ATT: 11 vs. SDSU (2004)
 FG%: .667 (6-9) vs. Wyoming (2004), at USC (2005)
 3FG MADE: -
 3FG ATT: 1 at Utah (2004), at Weber St. (2005)
 3FG%: .000 (0-1) at Utah (2004)
 FT MADE: 5 vs. Weber St. vs. SDSU (2004)
 FT ATT: 6 vs. Weber St. (2004), at USC (2005)
 FT %: 1.000 (5-5) vs. SDSU (2004)
 REB: 11 vs. MSU-Billings (2005)
 ASSISTS: 2 vs. Washington State, vs. Boise State (2005)
 STEALS: 2 at Wyoming, vs. Utah (2004), vs. UNC (2005)
 BLOCKS: 2 vs. Utah in Provo, vs. Utah at MWC (2004), at Utah State (2005)
 MINUTES: 34 vs. SDSU (2004)

MEADS PRIOR YEARS' STATS

YEAR	GP	GS	MIN	AVG	FG	FGA	PCT	3FG	FGA	PCT	FT	FTA	PCT	OFF	DEF	TOT	AVG	PF	FO	A	AVG	TO	BLK	STL	PTS	AVG
2003-04	29	18	465	16.0	47	87	.540	0	1	.000	29	45	.644	35	48	83	2.9	73	2	9	0.3	28	12	11	123	4.2





DEREK DAWES
6-11 • 275 • sophomore • center
Salt Lake City, Utah

NOTING DAWES: Second on the team with 4.8 rebounds per game ... After shooting 50 percent or better in four straight games, he did not reach 50 percent in the next three contests until going 1-for-2 at Air Force, scoring 3 points ... Shoots .456 on the year ... Had 6 points and 6 rebounds in 19 minutes at UNM ... Posted 3 points and 3 rebounds against Colorado State ... Recorded 5 points and 5 rebounds vs. Wyoming ... Had 5 rebounds, 2 points and 2 blocks at SDSU ... Was close to a double-double with 9 points and 9 rebounds at UNLV ... Posted 4 points and 2 rebounds against Utah ... Recorded first career double-double with 14 points and 10 rebounds in home win over New Mexico ... Against the Lobos, he set career bests of 14 points, 6-of-7 (.857) shooting, and 4 blocks while tying career marks of 10 rebounds, 2 assists and 1 steal (made his steal after his only miss of the game to regain a Cougar possession) ... Grabbed 1 rebound and 1 block in 11 minutes vs. Air Force ... Scored a career-high 11 points at Wyoming off the bench ... Saw limited action the prior three games, not playing vs. MSU-Billings, due to a shoulder injury suffered at Saint Mary's ... Played 12 minutes at CSU with 2 rebounds and logged 8 minutes vs. SDSU with 3 rebounds ... Made fourth start at Saint Mary's, logging career-most 34 minutes ... He set per-

sonal bests of 4-for-6 shooting and tied his career-high 10 rebounds, while adding 9 points vs. the Gaels ... He fouled out vs. Santa Clara, playing 18 minutes with 5 points and 5 rebounds ... Was one rebound shy of a double-double against Southern Utah tying career-high 10 points with nine rebounds in 18 minutes, while adding 2 blocks and 1 steal ... Took a career-most 11 FT attempts vs. SUU ... Made his second start of the season at Weber State, scoring 7 points while attempting a career-most 8 shots ... Scored 5 points with 3 rebounds in 18 minutes vs. NC State ... Despite having to play with a broken thumb, he made his first start of the season vs. Utah State with regular starter Jared Jensen ill with food poisoning (Dawes had 4 rebounds in 14 minutes) ... Played 25 minutes against Washington State, contributing 6 points and 7 rebounds ... Tied his season-high with 10 points, including a career-best 6-7 (.857) from the free-throw line, in 20 minutes at USC ... Had 4 points, career-best 3 blocks and 8 rebounds in 19 minutes vs California ... Seeing the first playing time since his freshman year in 2000-01, he achieved career-high totals of 10 points (vs. Chaminade) and 10 rebounds (vs. Stanford) during the Maui Invitational, averaging 5.0 ppg, 5.3 rpg during the three games coming off the bench.

MORE ON DAWES: Dawes was a redshirt in 2003-04 after returning from a two-year LDS Church mission in August ... One of the most sought-after centers in the West out of Cottonwood High School (Salt Lake City), where he averaged 19 points, 14 rebounds and 8 blocked shots per game his senior year ... He appeared in 23 of 33 games, with one start, as a freshman on BYU's 24-9 2001 MWC Championship team before leaving to serve a two-year mission ... He redshirted last year ... He is an active player who runs the floor well, is a good free-throw shooter and has range to the three-point arc ... He has good shot blocking ability ... He averaged 1.1 points and 2.0 rebounds in 6.7 minutes per game as a freshman ... shared team-high honors with a season-best 7 rebounds in season-opening win over Elon College, also adding a season-high 6 points on 3-5 shooting in 12 minutes ... Grabbed a rebound in 20 of 23 appearances despite some limited minutes.

PERSONAL: Born October 1981 in Salt Lake City ... parents are Larry and Susan Dawes ... has two younger siblings, Cassidy 21 and Kelsey 16 ... is an Eagle scout ... graduated from Cottonwood High School ... served two-year mission for the Church of Jesus Christ of Latter-day Saints in New Hampshire ... recruited by Ohio State, Arizona State, Florida and San Diego State ... pre-communications major.

Derek Dawes – 2004-05 Game-by-Game

Opponent	Date	GS	Min	TOTAL			3PTS			REBOUNDS			PF	FO	A	TO	Blk	Stl	Pts	Avg				
				FG	FGA	Pct	3FG	3FGA	Pct	FT	FTA	Pct									Off	Def	Tot	
vs North Carolina	11-22-04	3	0	0	.000	0	0	.000	1	2	.500	0	0	0	0	0	0	1	0	1	10			
vs Stanford	11-23-04	16	2	4	.500	0	0	.000	0	0	.000	3	7	10	5.0	4	0	1	0	0	4	2.5		
vs Chaminade	11-24-04	19	4	7	.571	0	0	.000	2	2	1.000	0	6	6	5.3	1	0	1	2	1	1	10	5.0	
CALIFORNIA	11/27/04	19	2	7	.286	0	0	.000	0	0	.000	4	4	8	6.0	1	0	0	2	3	0	4	4.8	
at Utah State	12/01/04	10	0	0	.000	0	0	.000	0	2	.000	1	1	2	5.2	1	0	0	0	0	0	3.8		
at USC	12/04/04	20	2	4	.500	0	0	.000	6	7	.857	3	2	5	5.2	2	0	1	1	1	0	10	4.8	
BOISE STATE UNIVERSITY	12/08/04	14	1	3	.333	0	0	.000	0	1	.000	0	3	3	4.9	2	0	0	2	1	0	2	4.4	
vs Washington State University	12/11/04	25	1	1	1.000	0	0	.000	4	7	.571	3	4	7	5.1	1	0	1	2	0	6	4.6		
UTAH STATE	12/18/04	*	14	0	2	.000	0	0	.000	0	0	.000	0	4	5.0	3	0	0	2	1	0	0	4.1	
NORTH CAROLINA STATE	12/21/04	18	2	3	.667	0	0	.000	1	1	1.000	0	3	3	4.8	1	0	1	0	0	5	4.2		
at Weber State	12-23-04	* 23	3	8	.375	0	0	.000	1	1	1.000	0	2	2	4.5	3	0	1	0	1	0	7	4.5	
SOUTHERN UTAH UNIVERSITY	12/28/04	18	2	6	.333	0	0	.000	6	11	.545	3	6	9	4.9	0	0	1	2	2	1	10	4.9	
SANTA CLARA	12/31/04	* 18	1	1	1.000	0	0	.000	3	3	1.000	0	5	5	4.9	5	1	1	1	1	0	5	4.9	
at Saint Mary's (CA)	01/04/05	* 34	4	6	.667	0	0	.000	1	1	1.000	3	7	10	5.3	2	0	3	0	0	9	5.2		
SAN DIEGO STATE	01/08/05	8	0	2	.000	0	0	.000	0	0	.000	2	1	3	5.1	2	0	0	0	0	0	0	4.9	
MONTANA STATE-BILLINGS	01/11/05																							
at Colorado State	1-15-05	12	1	4	.250	0	0	.000	0	0	.000	2	0	2	4.9	4	0	0	4	0	0	2	4.7	
at Wyoming Cowboys	1-17-05	23	4	9	.444	0	0	.000	3	5	.600	3	0	3	4.8	0	0	1	2	0	11	5.1		
AIR FORCE	01/22/05	11	0	1	.000	0	0	.000	0	0	.000	0	1	1	4.6	0	0	0	0	1	0	0	4.8	
NEW MEXICO	01/24/05	* 32	6	7	.857	0	0	.000	2	2	1.000	4	6	10	4.9	4	0	2	1	4	1	14	5.3	
UNIVERSITY OF UTAH	01/31/05	* 17	2	3	.667	0	0	.000	0	0	.000	1	1	2	4.8	5	1	0	2	0	1	4	5.2	
at UNLV	02/05/05	* 24	3	6	.500	0	0	.000	3	3	1.000	2	7	9	5.0	4	0	1	3	1	0	9	5.4	
at SAN DIEGO STATE	02-07-05	* 20	1	1	1.000	0	0	.000	0	0	.000	2	3	5	5.0	5	1	1	2	2	1	2	5.2	
WYOMING	02/12/05	* 20	1	6	.167	0	0	.000	3	4	.750	3	2	5	5.0	2	0	1	1	0	0	5	5.2	
COLORADO STATE	02/14/05	* 24	1	3	.333	0	0	.000	1	6	.167	1	2	3	4.9	3	0	0	0	0	0	3	5.1	
at New Mexico	02/19/05	* 19	3	7	.429	0	0	.000	0	0	.000	2	4	6	4.9	3	0	1	2	0	1	6	5.2	
at Air Force	2-21-05	12	1	2	.500	0	0	.000	1	1	1.000	1	1	2	4.8	0	0	0	2	0	0	3	5.1	
Totals		11	473	47	103	.456	0	0	.000	38	59	.644	43	82	125	4.8	58	3	11	37	23	6	132	5.1
Dawes vs. Utah (2 games, BYU record: 0-2)		1	32.0	3	4	.750	0	0	.000	1	2	.500	1	2	3	1.5	6	1	0	2	0	1	7	3.5

CAREER HIGHS:

POINTS: 14 vs. New Mexico (2005)
 FG MADE: 6 vs. New Mexico (2005)
 FG ATT: 9 at Wyoming (2005)
 FG %: .857 (6-7) vs. New Mexico (2005)
 3FG Made:
 3FG ATT: -
 3FG %: -
 FT MADE: 6 at USC, vs. Southern Utah (2005)
 FT ATT: 11 vs. SUU (2005)
 FT %: 1.000 (3-3) at UNLV (2005)
 REB: 10 vs. Stanford, at Saint Mary's, vs. New Mexico (2005)
 ASSISTS: 2 vs Wyoming (2001), vs. New Mexico (2005)
 STEALS: 1 (5 times) last at UNM (2005)
 BLOCKS: 4 vs. UNM (2005)
 MINUTES: 34 at Saint Mary's (2005)

DAWES PRIOR YEARS' STATS

YEAR	GP	GS	MIN	AVG	FG	FGA	PCT	3FG	FGA	PCT	FT	FTA	PCT	OFF	DEF	TOT	AVG	PF	FO	A	AVG	TO	BLK	STL	PTS	AVG
2000-01	23	1	155	6.7	8	22	.364	0	0	.000	10	15	.667	19	27	46	2.0	25	0	2	0.1	9	8	1	26	1.1





JARED JENSEN
 6-9 • 250 • senior • forward/center
 West Haven, Utah

NOTING JENSEN: Has made 53 of his last 82 field goal attempts (.646) and has made 38 of his last 45 free throws (.844) ... On the season he leads the team in field goal percentage, shooting .580 from the floor, and free throw percentage, making .836 from the line ... He ranks fourth in the MWC in both shooting categories ... Third on the team averaging 8.2 points per game ... BYU is 5-2 this year when he takes at least 8 shots in a game ... Played 10 minutes at Air Force and took only one shot ... Made a career-best 9 field goals (9-of-10 shooting) to scored 20 points in 21 minutes at UNM despite not being 100 percent (missed practice during the week with the flu), adding 5 rebounds ... Had 3 points and 3 rebounds against Colorado State as key spark off the bench in 17 minutes ... Contributed 6 points and 4 rebounds off the bench vs. Wyoming ... Had 3 points and 4 rebounds at SDSU ... Posted 3 points and 2 rebounds at UNLV ... Recorded 5 points and 3 rebounds in 17 minutes against Utah ... Did not play by coach's decision for the first time in his career vs. New Mexico (missed three games as a junior due to injury) ... Played limited minutes at Air Force, grabbing three rebounds and two points ... Had 4 points and 4 rebounds at Wyoming ... One point shy of a double-double at CSU while

tying career-high 10 rebounds ... Led the team with 16 points against MSU-Billings and recorded 7 rebounds ... also grabbed 7 rebounds in two prior games vs. San Diego State and at Saint Mary's ... In the first 12 games of the season, he averaged 3.2 rebounds but over the last five games he is averaging 7.2 rebounds per game ... Scored career-high 23 points, going 7-of-9 from the floor and a career-best 9-for-9 (9 FTs also tied career-most) at the line, while tying a season-high 5 rebounds vs. Santa Clara ... Totaled 16 points at Weber State while setting new career marks in field goals made (8) and attempted (11) - also tying his career-high with 3 assists ... Scored 14 points vs. NC State playing a career-high 35 minutes after scoring a combined 4 points in the previous two games ... Did not start against Utah State due to illness (food poisoning) but played 10 minutes going 2-2 from the floor ... Recorded 13 points, going 7-8 from the free throw line, while posting five rebounds against Boise State ... Scored 12 points in 34 minutes vs. Cal ... Averaged team-leading 11.7 points at the Maui Invitational ... Led all players at the Maui Invitational with a .864 FG percentage, going 13-of-19 from the floor in three games.

MORE ON JENSEN: Jensen made 58 starts over his first three seasons ... Jensen earned All-MWC honorable mention in 2002-03 and MWC Co-Freshman of the Year honors in 2001-02 when he finished first in the Mountain West Conference with a team-leading 59.1 field goal percentage (sixth single-season best percentage in school history) ... A talented offensive player in the low-post, he can receive almost any entry pass with exceptionally soft hands ... He came to the Cougars as the most prized high school recruit from the state of Utah, earning the 2001 Deseret News Mr. Basketball Award, scoring 25.8 points and pulling down 13 rebounds per game at Fremont High School ... A smart player with a total understanding of the BYU's defensive scheme, he also finishes well when given the opportunity, shooting 58 percent from the floor over his first three seasons ... Last year Jensen appeared in 27 of 30 games, with 8 starts, and averaged 3.8 points and 2.1 rebounds while shooting .536 from the floor and .724 from the line in 12.1 minutes per game ... After missing three games - all BYU losses - due to a back sprain he suffered against Wyoming in Provo, Jensen returned and BYU went on a nine-game winning streak to finish the regular season with a second-place MWC placement ... The depth and defense he provided in the post was not always evident on a stat sheet but was demonstrated as BYU went 10-1 in MWC games with Jensen suited up and 0-3 without him ... He went 14-17 (.824) from the line in MWC games ... He missed the first game of his career at Air Force after playing in 78 straight games for BYU ... In part due to injury, he saw more limited playing time as a junior, logging more than 20 minutes in a game only three times after averaging 20 minutes or better his first two years.

PERSONAL: Born March 1983 in Ogden, Utah ... parents are Arnold and Ruth Jensen ... married Shaylee P. Jensen in April 2004 in the Logan Temple ... started as a young child playing basketball with his parents ... recruited by Stanford, Utah, Weber State ... construction management major:

Opponent	Date	GS	Min	FG	FGA	Pct	3FG	FGA	Pct	FT	FTA	Pct	Off	Def	Tot	Avg	PF	FO	A	TO	Blk	Stl	Pts	Avg	
vs North Carolina	11-22/04	*	26	3	4	.750	0	0	.000	2	3	.667	0	3	3	3.0	4	0	1	1	0	1	8	8.0	
vs Stanford	11-23/04	*	24	4	7	.571	0	0	.000	3	5	.600	1	1	2	2.5	2	0	0	2	0	1	11	9.5	
vs Chaminade	11-24/04	*	25	6	8	.750	0	0	.000	4	4	1.000	4	1	5	3.3	4	0	0	3	0	0	16	11.7	
CALIFORNIA	11/27/04	*	34	4	10	.400	0	0	.000	4	5	.800	2	0	2	3.0	4	0	2	0	0	1	12	11.8	
at Utah State	12/01/04	*	32	3	6	.500	0	0	.000	2	2	1.000	0	4	4	3.2	4	0	1	0	0	2	8	11.0	
at USC	12/04/04	*	16	1	3	.333	0	0	.000	1	1	1.000	2	3	5	3.5	0	0	0	3	0	0	3	9.7	
BOISE STATE UNIVERSITY	12/08/04	*	25	3	9	.333	0	0	.000	7	8	.875	2	3	5	3.7	1	0	1	0	0	2	13	10.1	
vs Washington State University	12/11/04	*	6	0	1	.000	0	0	.000	0	0	.000	0	0	0	3.3	0	0	0	1	0	1	0	8.9	
UTAH STATE	12/18/04	*	10	2	2	1.000	0	0	.000	0	1	.000	1	0	1	3.0	1	0	0	0	1	0	4	8.3	
NORTH CAROLINA STATE	12/21/04	*	35	4	6	.667	0	0	.000	6	6	1.000	1	2	3	3.0	3	0	0	3	0	0	14	8.9	
at Weber State	12-23-04	*	27	8	11	.727	0	0	.000	0	0	.000	2	3	5	3.2	4	0	3	0	0	0	16	9.5	
SOUTHERN UTAH UNIVERSITY	12/28/04	*	20	1	2	.500	0	0	.000	0	0	.000	0	3	3	3.2	3	0	0	2	0	0	2	8.9	
SANTA CLARA	12/31/04	*	34	7	9	.778	0	0	.000	9	9	1.000	3	2	5	3.3	4	0	1	3	0	0	23	10.0	
at Saint Mary's (CA)	01/04/05	*	25	1	3	.333	0	0	.000	0	0	.000	2	5	7	3.6	3	0	1	7	1	0	2	9.4	
SAN DIEGO STATE	01/08/05	*	31	3	4	.750	0	0	.000	4	4	1.000	4	3	7	3.8	1	0	0	1	0	1	10	9.5	
MONTANA STATE-BILLINGS	01/11/05	*	17	6	9	.667	0	0	.000	4	4	1.000	3	4	7	4.0	3	0	0	1	0	1	16	9.9	
at Colorado State	1-15-05	*	31	3	5	.600	0	0	.000	3	4	.750	3	7	10	4.4	4	0	0	1	1	1	9	9.8	
at Wyoming Cowboys	1-17-05	*	26	2	7	.286	0	0	.000	0	0	.000	2	2	4	4.3	4	0	1	1	1	0	4	9.5	
AIR FORCE	01/22/05	*	11	1	2	.500	0	0	.000	0	0	.000	1	2	3	4.3	0	0	0	0	0	0	2	9.1	
NEW MEXICO	01/24/05	DNP - coaches decision																							
UNIVERSITY OF UTAH	01/31/05		14	1	3	.333	0	0	.000	3	5	.600	2	1	3	4.2	1	0	0	0	0	1	5	8.9	
at UNLV	02/05/05		15	1	2	.500	0	0	.000	1	4	.250	1	1	2	4.1	1	0	0	0	0	0	3	8.6	
at SAN DIEGO STATE	02-07-05		16	1	2	.500	0	0	.000	1	1	1.000	2	2	4	4.1	1	0	0	0	0	0	3	8.4	
WYOMING	02/12/05		20	1	4	.250	0	0	.000	4	4	1.000	1	3	4	4.1	4	0	0	0	0	0	6	8.3	
COLORADO STATE	02/14/05		17	1	1	1.000	0	0	.000	1	1	1.000	3	0	3	4.0	2	0	1	3	0	1	3	8.0	
at New Mexico	02/19/05		21	9	10	.900	0	0	.000	2	2	1.000	2	3	5	4.1	4	0	2	1	1	1	20	8.5	
at Air Force	2-21-05	*	10	0	1	.000	0	0	.000	0	0	.000	0	0	0	3.9	3	0	0	1	0	0	0	8.2	
Totals			19	568	76	131	.580	0	0	.000	61	73	.836	44	58	102	3.9	65	0	12	35	5	14	213	8.2
Jensen vs. Utah (7 games, BYU record 2-5)			3	11.8	11	20	.550	0	0	.000	10	13	.769	11	6	17	2.4	14	0	1	4	1	3	32	4.6

POINTS: 23 vs. Santa Clara (2005)
FG MADE: 9 at UNM (2005)
FG ATT: 11 at Weber State(2005)
FG%: 1.000 (6-6) vs. Rice (also 9-10 at UNM in 2005)
3FG MADE: -
3FG ATT: -
3FG%: -
FT MADE: 9 vs. SDSU, vs. Santa Clara(2005)
FT ATT: 12 vs. SDSU
FT %: 1.000 (9-9) vs. Santa Clara (2005)
REB: 10 (4 times) last at CSU (2005)
ASSISTS: 3 at San Diego State, at Weber St (2005)
STEALS: 2 (7 times) last vs. Boise State (2005)
BLOCKS: 2 (four times)
MINUTES: 35 vs. NC State (2005)

YEAR	GP	GS	MIN	AVG	FG	FGA	PCT	3FG	FGA	PCT	FT	FTA	PCT	OFF	DEF	TOT	AVG	PF	FO	A	TO	BLK	STL	PTS	AVG	
2001-02	30	25	599	20.0	88	149	.591	0	0	.000	82	97	.845	50	56	106	3.5	73	3	6	0.2	27	13	18	258	8.6
2002-03	32	25	693	21.7	81	141	.574	0	0	.000	77	96	.802	39	66	105	3.3	99	6	14	0.4	32	9	8	239	7.5
2003-04	27	8	328	12.1	30	56	.536	0	0	.000	42	58	.724	20	38	58	2.1	58	1	5	0.2	24	8	2	102	3.8
3-Year Totals	89	58	1620	18.2	199	346	.575	0	0	.000	201	251	.801	109	160	269	3.0	230	10	25	0.3	83	30	28	599	6.8





CHRIS MILES
 6-11 • 235 • freshman • forward
 Provo, Utah

NOTING MILES: Contributed 7 points, 3 rebounds and 2 blocks at Air Force ... Started at UNM in place of the injured Keena Young at power forward with Garner Meads still out and scored 4 points (2-for-2) with 2 rebounds, 1 block and tied his career-best 3 assists while having to guard UNM's versatile 6-foot-8 star Danny Granger ... Posted a career-high 4 blocks while adding 3 points and 1 rebound against Colorado State ... Recorded 4 points and 6 rebounds, one off his season high, vs. Wyoming ... Had 4 rebounds, 3 assists, 2 blocks and one point at SDSU ... Scored 2 points and grabbed 3 rebounds in 8 minutes at UNLV ... Played 8 minutes against Utah and 7 minutes vs. New Mexico after not playing against Air Force ... Earned his fourth career start at Wyoming, but played only 3 minutes ... Started and grabbed a career-best 7 rebounds, including a personal-high 5 offensive boards, to go along with 8 points in 19 minutes at CSU ... Assisted in holding CSU's leading scorer Matt Nelson to just 11 points ... Recorded 7 points, 3 rebounds, a block and a steal in 16 minutes vs. MSU-Billings ... With Derek Dawes slowed by injuries, Miles made his second start vs. San Diego State, playing a career-most 25 minutes ... Had 8 points and tied career-high 5 rebounds but suffered 4-for-12 shooting ... Had tough outing at Saint Mary's, going 0-5 from the floor with 2 rebounds in 15 minutes ... Had career marks against Santa Clara of 12 points, 4 FG, 4 FT, 4 FTA and tied career-bests of 3 assists and 3 blocks while adding 3 rebounds in 17 minutes ... Played 14 minutes vs. Southern Utah, dishing out career-best 3 assists ... Made his first start, playing 14 minutes with 2 rebounds vs. NC State ... Logged career-best 22 minutes vs. Utah State while equaling a career-high 5 rebounds with a personal-best 3 blocks ... Recorded 2 blocks in 6 minutes against Boise State ... Contributed a career-high 4 points on 2-4 shooting in 8 minutes at USC, highlighted by taking a steal the length of the court for a slam dunk ... Played 18 minutes with 2 points, 1 rebound and 1 blocked shot vs. California ... Grabbed 5 rebounds in 7 minutes vs. North Carolina ... played only one minute vs. Chaminade, making both his free throw attempts to score his first points as a Cougar.

MORE ON MILES: Miles is Utah's two-time reigning 4A State MVP out of Timpview High School in Provo ... He was ranked as high as the No. 2 post player in the West ... He is an excellent shot-blocker and defender who runs the floor well ... He has worked hard during the summer and has the ability to be a significant contributor ... He averaged 14.9 points, 8.0 rebounds and 4.5 blocks for the Thunderbirds as a senior ... The repeat Deseret News 4A MVP finished his career at Timpview with nearly 300 blocks, second all-time in the Utah High School record book to former BYU and current NBA center Shawn Bradley.

PERSONAL: Miles is a native of Provo, Utah ...He was invited to the NBA Players Camp during the summer of 2003, where he was rated No. 47 among the nation's top high school players ... He was ranked as high as the No. 2 post player in the West ... Gonzaga, Utah State, Utah, Kansas, Oregon State, Connecticut, UCLA, Wyoming and Texas Tech also recruited Miles.

Chris Miles – 2004-05 Game-by-Game

Opponent	Date	GS	Min	TOTAL			3PTS			FT	FTA	REBOUNDS					Avg	PF	FO	A	TO	Blk	Stl	Pts	Avg			
				FG	FGA	Pct	3FG	FGA	Pct			Off	Def	Tot	Pct	Off										Def	Tot	
vs North Carolina	11-22/04		7	0	1	.000	0	0	.000	0	0	.000	3	2	5	5.0	1	0	0	1	1	0	0	0	0	0		
vs Stanford	11-23/04		DNP - coach's decision																									
vs Chaminade	11-24/04		1	0	0	.000	0	0	.000	2	2	1.000	0	0	0	2.5	0	0	0	0	0	0	0	2	1.0			
CALIFORNIA	11/27/04		18	1	3	.333	0	0	.000	0	0	.000	0	1	1	2.0	0	0	0	1	1	0	1	0	2	1.3		
at Utah State	12/01/04		2	0	0	.000	0	0	.000	0	0	.000	0	1	1	1.8	0	0	0	0	0	0	0	0	0	1.0		
at USC	12/04/04		8	2	4	.500	0	0	.000	0	0	.000	1	2	1.8	1	0	0	0	0	0	0	1	4	1.6			
BOISE STATE UNIVERSITY	12/08/04		6	1	1	1.000	0	0	.000	0	0	.000	0	1	1	1.7	1	0	0	2	2	1	2	2	1.7			
vs Washington State University	12/11/04		9	1	1	1.000	0	0	.000	0	0	.000	1	2	1.7	1	0	1	1	1	0	0	0	2	1.7			
UTAH STATE	12/18/04		22	0	0	.000	0	0	.000	0	0	.000	2	3	5	2.1	3	0	0	0	3	0	0	0	1.5			
NORTH CAROLINA STATE	12/21/04	*	14	0	1	.000	0	0	.000	0	0	.000	0	2	2	2.1	2	0	0	2	1	0	0	0	1.3			
at Weber State	12-23-04		3	0	0	.000	0	0	.000	0	0	.000	0	0	0	1.9	2	0	0	0	0	0	0	0	1.2			
SOUTHERN UTAH UNIVERSITY	12/28/04		14	0	1	.000	0	0	.000	0	0	.000	0	1	1	1.8	2	0	3	0	0	0	0	0	1.1			
SANTA CLARA	12/31/04		17	4	7	.571	0	0	.000	4	4	1.000	2	1	3	1.9	4	0	3	0	3	0	3	12	2.0			
at Saint Mary's (CA)	01/04/05		15	0	5	.000	0	0	.000	0	0	.000	0	2	2	1.9	4	0	0	0	1	1	0	1.8				
SAN DIEGO STATE	01/08/05	*	25	4	12	.333	0	0	.000	0	0	.000	3	2	5	2.1	2	0	0	1	1	0	1	0	8	2.3		
MONTANA STATE-BILLINGS	01/11/05		16	3	10	.300	0	0	.000	1	2	.500	2	1	3	2.2	1	0	2	0	1	1	1	7	2.6			
at Colorado State	1-15-05	*	19	3	6	.500	0	0	.000	2	2	1.000	5	2	7	2.5	4	0	1	0	1	0	1	0	8	2.9		
at Wyoming Cowboys	1-17-05	*	3	0	2	.000	0	0	.000	0	0	.000	0	0	0	2.4	2	0	0	0	0	0	0	0	2.8			
AIR FORCE	1-22-05		DNP - coach's decision																									
NEW MEXICO	01/24/05		7	0	0	.000	0	0	.000	0	0	.000	0	1	1	2.3	1	0	0	2	0	0	0	0	2.6			
UNIVERSITY OF UTAH	01/31/05		8	0	2	.000	0	0	.000	0	0	.000	0	0	0	2.2	2	0	0	0	1	0	0	0	2.5			
at UNLV	02/05/05		8	1	2	.500	0	0	.000	0	0	.000	1	2	3	2.2	1	0	0	1	1	0	2	2	2.5			
at SAN DIEGO STATE	02-07-05		18	0	0	.000	0	0	.000	1	2	.500	3	1	4	2.3	3	0	3	1	2	0	1	2	2.4			
WYOMING	02/12/05		14	2	5	.400	0	0	.000	0	2	.000	1	5	6	2.5	1	0	0	1	0	0	4	2.5				
COLORADO STATE	02/14/05		25	1	4	.250	0	0	.000	1	1	1.000	0	1	1	2.4	3	0	1	2	4	0	3	2.5				
at New Mexico	02/19/05	*	23	2	2	1.000	0	0	.000	1	2	.500	1	1	2	2.4	4	0	3	1	1	0	5	2.6				
at Air Force	2-21-05		23	2	4	.500	0	0	.000	3	5	.600	2	1	3	2.4	4	0	0	1	2	0	7	2.8				
Totals			5	325	27	73	.370	0	0	.000	15	22	.682	27	33	60	2.4	49	0	17	17	26	4	69	2.8			
Miles vs. Utah [1 game, BYU record 0-1]			0	8	0	2	.000	0	0	.000	0	0	.000	0	0	0	2.2	2	0	0	0	1	0	0	0.0			

CAREER HIGHS:

- POINTS: 12 vs. Santa Clara (2005)
- FG MADE: 4 vs. Santa Clara, vs. SDSU (2005)
- FG ATT: 12 vs. SDSU (2005)
- FG%: .571 (4-7) vs. Santa Clara (2005)
- 3FG MADE: -
- 3FG ATT: -
- 3FG%: -
- FT MADE: 4 vs. Santa Clara (2005)
- FT ATT: 5 at AFA (2005)
- FT %: 1.000 (4-4) vs. Santa Clara (2005)
- REB: 7 at CSU (2005)
- ASSISTS: 3 (4 times) last at UNM (2005)
- STEALS: 1 (4 times) last vs. MSU-Billings (2005)
- BLOCKS: 4 vs. Colorado State (2005)
- MINUTES: 25 vs. SDSU (2005)

5 PLAYERS SCORE IN DOUBLE FIGURES

12/28/04 vs. Southern Utah Ainge (14),
Rose (14), Hall (12), Balderson (11), Dawes (10)

6 PLAYERS SCORE IN DOUBLE FIGURES

1/11/05 vs. MSU-Billings 110-70 W, Jensen 16, Hall 14,
Rose 14, Ainge 10, Nashif 10, Young 10

NO PLAYERS SCORES IN DOUBLE FIGURES

2/21/05 at Air Force, 39-70 L

A PLAYER RECORD A DOUBLE-DOUBLE

1/24/05 vs. New Mexico
Derek Dawes, 14 points, 10 rebounds

TWO PLAYERS RECORD A DOUBLE-DOUBLE

1/23/99 vs. CS Northridge
Mark Bigelow 23 points, 11 rebounds
Nathan Cooper 15 points, 10 rebounds

TWO DOUBLE-DIGIT REBOUNDERS

12/30/03 at Santa Clara (Cable Car Classic)
Rafael Araujo-12, Jake Shoff-12

SIX PLAYERS HAD 5 OR MORE REBOUNDS

1/8/05 vs. San Diego State, Jensen-7, Hall-6, Rose-6
Meads-6, Ainge-6, Miles-5

FIVE PLAYERS HAD 6 OR MORE REBOUNDS

1/8/05 vs. San Diego State, Jensen-7, Hall-6, Rose-6
Meads-6, Ainge-6

TWO PLAYERS FOULED OUT

2/7/05 at SDSU
Balderson, Dawes

THREE OR MORE PLAYERS FOULED OUT

12/30/03 at Santa Clara (Cable Car Classic)
Araujo, Jensen, Shoff

A PLAYER EJECTED FROM THE GAME

11/23/02 vs. Kansas State
Travis Hansen (2 technical fouls)

A BYU PLAYER RECEIVED A TECHNICAL FOUL

1/31/05 vs. Utah - Chris Miles, Mike Hall

A BYU COACH RECEIVED A TECHNICAL FOUL

3/3/03 at UNM - Steve Cleveland

AN OPPONENT COACH RECEIVED A TECHNICAL FOUL

12/13/03 vs USC - USC coach Henry Bibby

AN OPPONENT PLAYER RECEIVED A TECHNICAL FOUL

1/31/05 vs. Utah - Bryant Markson

AT LEAST TWO PLAYERS SCORED 20+ POINTS

12/31/04 vs. Santa Clara
Mike Rose-26, Jared Jensen-23

THREE PLAYERS SCORED 20+ POINTS

1/16/03 vs. UNLV Rafael Araujo-22
Mark Bigelow-21, Travis Hansen-20

FOUR PLAYERS SCORED 20+ POINTS

1/13/79 vs. UNM D. Ainge-27; Scott Runia-25;
Devin Durrant-20; Alan Taylor-20.

TWO PLAYERS SCORED 25+ POINTS

3/1/01 at New Mexico
Terrell Lyday-26; Mekeli Wesley-25

A PLAYER SCORED 30+ POINTS

12/06/03 vs. Oklahoma State (at Delta Center)
Rafael Araujo-32

PLAYER ATTEMPTED 20 OR MORE FIELD GOALS

3/20/03 21, Travis Hansen vs. Connecticut, (8-21)

A PLAYER WITH 5 STEALS

2/14/05 vs. Colorado State - Mike Hall

A PLAYER HAD DOUBLE-DIGIT ASSISTS

12/4/04 at USC
Terry Nashif - 10

A PLAYER MADE DOUBLE-DIGIT FREE THROWS

2/7/04 vs. UNLV
Mike Hall - 10-of-10

A PLAYER 100% AT FT LINE (MIN. 8 ATTS)

1/8/05 vs. SDSU - Mike Hall (8-8)

A PLAYER 100% FROM FLOOR (MIN. 5 ATTS)

1/02/03 vs. Pepperdine
Jake Shoff (6-6)

A PLAYER 100% ON TREYS (MIN. 3 ATTS)

2/7/05 at SDSU - Mike Hall (4-4)

DID NOT MAKE A TREY (268 STRAIGHT GAMES WITH 3)

11/22/96 vs. CS Fullerton (0-9)

LAST TIME OPPONENT DID NOT MAKE A TREY

12/14/02 Utah State (0-5)

BYU HAD SIX OR FEWER TURNOVERS

3/10/00 vs. Utah, 6

BYU COMMITTED 25-PLUS TURNOVERS

1/4/05 at Saint Mary's, 72-51 L (25)

BYU COMMITTED 11 OR LESS TEAM FOULS IN A GAME

12/7/00 vs. Florida International, 11

BYU SCORED 90 POINTS

12/8/04 vs. Boise State 90-77 W

BYU SCORED 100 POINTS

1/11/05 vs. MSU-Billings 110-70 W

BYU SCORED 110 POINTS

1/11/05 vs. MSU-Billings 110-70 W

BYU SCORED LESS THAN 50 POINTS IN A GAME

2/21/05 at Air Force 39-70 L

HELD OPPONENT TO LESS THAN 50 POINTS IN A GAME

2/14/05 vs. Colorado State 50-49 W

BYU SCORED LESS THAN 40 POINTS IN A GAME

2/21/05 at Air Force 39-70 L

HELD OPPONENT TO LESS THAN 40 POINTS IN A GAME

2/3/03 vs. Air Force 65-33 W

SHOT 60% FG

12/23/04 @ Weber State, (.604) won, 79-61

OPPONENT SHOT 60% FG

2/19/05 at New Mexico, 62.0 percent

SHOT 70% FG IN A HALF

12/31/04 vs. Santa Clara, (.727) 16-22

DID NOT MISS A 2-POINT ATTEMPT IN A HALF

2/23/04 vs. Air Force, 13-13 inside the arc, (14-17, .824 overall)

SHOT LESS THAN 30% FG

2/21/05 at Air Force, (.280) 14-50

SHOT 100% FT

1/4/05 @ Saint Mary's 3-for-3

SHOT 90% FT

12/31/04 vs. Santa Clara 91.7 percent 33-for-36

SHOT LESS THAN 50% FT

2/14/05 vs. Colorado State 47.1 percent (8-17)

SHOT 60% THREE-POINTERS

1/11/05 vs. MSU-Billings, 62.5 percent 10-for-16

SHOT 70% THREE-POINTERS

1/16/93 @ Air Force 73.3 percent 11-for-15

OPPONENT SCORED LESS THAN 20 POINTS IN FIRST HALF

1/8/05 SDSU, 19 (BYU led 28-19)

SCORED LESS THAN 20 POINTS IN THE FIRST HALF

2/21/05 at Air Force, 13 (trailed 13-37)

SCORED LESS THAN 20 POINTS IN THE SECOND HALF

1/15/00 vs. Utah, 19

SCORED OVER 50 POINTS IN FIRST HALF

1/11/05 vs. MSU-Billings, 57

SCORED OVER 50 POINTS IN SECOND HALF

1/11/05 vs. MSU-Billings, 53

SCORED OVER 60 POINTS IN FIRST HALF

2/25/93 vs. Sacramento St. 62

SCORED OVER 60 POINTS IN SECOND HALF

12/28/95 vs. Morgan St. 61

ALLOWED OVER 50 POINTS IN A HALF

2/19/05 at New Mexico - 51 (first half)

WON BY 50 POINTS

2/25/93 vs. Sacramento State (50) 128-78 W

WON BY 40 POINTS

1/11/05 vs. MSU-Billings (40) 110-70 W

WON BY 30 POINTS

12/10/03 vs. Western Oregon (36) 92-56 W

WON BY 25 POINTS

12/28/04 vs. SUU (25) 77-52 W

LOST BY 35-plus POINTS

11/22/04 vs. North Carolina (36) 86-50 L

LOST BY 30 POINTS

2/21/05 @ Air Force (31) 39-70 L

LOST BY 25 POINTS

1/7/04 @ NC State (27) 89-62 L

PLAYED OVERTIME GAME

2/5/05 at UNLV, 82-72 W

WON GAME IN SINGLE OVERTIME

2/5/05 at UNLV, 82-72 W

LOST IN OVERTIME

3/14/03 vs. CSU at MWC 80-86 L

PLAYED A DOUBLE OT GAME

3/5/88 vs. UTEP 80-83 L 2OT

PLAYED A TRIPLE OT GAME

2/28/98 @ UTEP 76-75 W 3OT

WON 15 STRAIGHT GAMES

1987-88 (17)

WON 10 STRAIGHT GAMES

1992-93 (13)

WON 9 STRAIGHT GAMES

2003-04

WON 6 STRAIGHT GAMES

2003-04 (twice)

LOST 3 STRAIGHT GAMES

2004-05 (three times)
vs. California, @ Utah State, @ USC
vs. Wash St., Utah State, NC State
@Colorado State, @ Wyoming, vs. Air Force

LOST 4 STRAIGHT GAMES

1998-99 Fresno St., @ UTEP, @ UNM, Utah

LOST 5 STRAIGHT

1997-98 (9)

LOST 10 STRAIGHT GAMES

1996-97 (21) - school record

WENT TO AN NCAA GAME

3/18/04 vs. Syracuse 75-80 L

WON AN NCAA GAME

3/18/93 vs. SMU 80-71 W
Then lost to Kansas 76-90 in second round

WON TWO NCAA GAMES

1980-81 Princeton 60-51, UCLA 78-55, Notre Dame 51-50
Then lost to Virginia 60-74 L

WON THREE NCAA GAMES

Same as above

WON FOUR NCAA GAMES

Never

PLAYED IN THE NIT

2001-2002 Season

WON AN NIT GAME

3/14/02 vs. UC Irvine 78-55 W

WON TWO NIT GAMES

1999-00 Bowling Green 81-54, So. Illinois 82-57
Then lost to Notre Dame in quarterfinals

WON THREE NIT GAMES

1965-66 NIT CHAMPIONS
1950-51 NIT CHAMPIONS

WON CONFERENCE TOURNEY

2000-01

WON CONFERENCE REGULAR SEASON

2002-03 Tied with Utah

WON CONFERENCE REGULAR SEASON OUTRIGHT

1987-88

APPEARED ON ESPN

1/31/05 vs. Utah, 72-58 L

APPEARED ON ESPN 2

11/22/04 vs. North Carolina, 86-50 L

APPEARED ON ESPN+PLUS

2/5/05 @ UNLV, 82-72 W

APPEARED ON CBS

3/15/03 vs. Syracuse 75-80 L

APPEARED ON ABC

1/22/05 vs. Air Force, 49-52 L

WAS RANKED IN THE TOP-25 AP POLL

March 8, 1993 - Ranked 25th

FINISHED SEASON RANKED IN THE TOP-25 POLL

1987-88 Season 19th (AP), 17th (UPI)



2004-05 Individual Game Box Scores

2004-05 BYU Men's Basketball

BYU vs. No. 11 North Carolina – Game #1 (Maui)

11-23-04 4 p.m. at Lahaina Civic Center, Maui, Hawaii
VISITORS: Brigham Young D-1

#	Player	totfg		3-pt		rebounds			pf	tp	a	to	blk	s	min	
		f	a	f	a	ft	of	de								
41	MEADS, Garner	f	1	6	0	0	3	3	3	2	1	4	1	2	22	
52	JENSEN, Jared	f	4	9	0	2	3	3	4	8	1	1	0	1	26	
01	HALL, Mike	g	4	15	2	8	2	1	3	4	10	4	1	1	25	
02	ROSE, Mike	g	2	7	1	5	0	0	1	0	5	1	0	1	15	
10	NASHIF, Terry	g	1	3	1	3	0	0	1	1	1	3	4	8	0	
03	YOUNG, Keena	g	3	8	0	2	3	5	10	1	9	0	0	1	23	
13	AINGE, Austin	g	2	3	2	3	0	0	1	1	1	6	1	4	0	
20	BURGESS, Sam	g	2	7	0	2	0	0	0	1	4	4	0	2	0	
34	BURGESS, David	g	0	1	0	0	0	0	0	0	2	0	0	0	1	
43	DAWES, Derek	g	0	0	0	0	0	0	0	0	1	0	1	0	0	
44	PLASTED, Trent	g	0	2	0	0	2	1	2	3	0	2	1	1	0	
54	MILES, Chris	g	0	1	0	0	0	0	3	2	5	1	0	1	0	
	TEAM															
	Totals.....		18	57	6	23	8	14	15	28	43	21	50	8	27	4

TOTAL FG%	1st Half: 5:27 18.5%	2nd Half: 13:30 43.3%	Game: 31.6%	DEADB
3-Pt. FG%	1st Half: 3:13 23.1%	2nd Half: 3:10 30.0%	Game: 26.1%	REBOUNDS
F Throw %	1st Half: 5:8 62.5%	2nd Half: 3:6 50.0%	Game: 57.1%	2

HOME TEAM: North Carolina 1-1

#	Player	totfg		3-pt		rebounds			pf	tp	a	to	blk	s	min	
		f	a	f	a	ft	of	de								
21	Williams, Jawad	f	4	9	0	2	3	5	1	5	6	1	11	0	0	23
42	May, Sean	c	7	11	0	4	6	3	5	8	2	18	0	3	0	23
02	Felton, Raymond	g	2	10	2	7	0	0	2	2	3	6	7	2	0	26
05	Manuel, Jackie	g	2	5	0	2	3	1	1	2	0	6	2	0	0	24
32	McCart, Rashad	g	5	9	3	6	0	0	0	5	5	3	13	3	1	22
01	Scott, Melvin	g	3	6	2	5	2	2	0	0	0	0	10	0	0	13
03	Terry, Rayshawn	g	2	3	1	2	0	0	1	0	1	5	0	3	0	6
11	Thomas, Quentin	g	0	1	0	0	0	0	0	0	0	0	2	1	0	8
15	Everett, Charlie	g	0	0	0	0	0	0	0	0	0	0	0	0	0	6
22	Miller, West	g	0	2	0	0	0	0	0	0	0	0	1	0	0	6
24	Williams, Marvin	g	1	4	0	0	6	3	3	6	3	8	1	2	0	30
25	Grant, Damien	g	0	4	0	0	0	0	2	0	0	0	0	0	0	4
34	Noel, David	g	3	4	0	0	1	1	2	5	7	4	7	3	0	27
35	Hooker, C.J.	g	0	0	0	0	0	0	0	0	0	0	0	0	0	2
41	Sanders, Byron	g	1	1	0	0	0	0	1	0	1	0	2	0	0	4
	TEAM															
	Totals.....		30	69	8	26	18	23	14	28	42	17	86	19	12	1

TOTAL FG%	1st Half: 17:36 47.2%	2nd Half: 13:33 39.4%	Game: 43.5%	DEADB
3-Pt. FG%	1st Half: 3:13 23.1%	2nd Half: 5:13 39.5%	Game: 30.8%	REBOUNDS
F Throw %	1st Half: 11:14 79.6%	2nd Half: 7:9 77.8%	Game: 78.3%	2

Officials: Bob Donato, Craig Peterson, J.D. Collins

Technical fouls: Brigham Young-None, North Carolina-None.

Attendance: 2500

Score by Periods	1st	2nd	Total
Brigham Young	18	32	50
North Carolina	48	38	86

Points in the paint-BY 16,NC 40. Points off turnovers-BY 6,NC 30.
2nd chance points-BY 6,NC 17. Fast break points-BY 7,NC 19.
Bench points-BY 22,NC 32. Score tied-1 time. Lead changes-0 times.

BYU vs. Stanford – Game #2 (Maui Invitational)

11-23-04 11 a.m. at Lahaina Civic Center, Maui, Hawaii
VISITORS: Brigham Young D-2

#	Player	totfg		3-pt		rebounds			pf	tp	a	to	blk	s	min
		f	a	f	a	ft	of	de							
41	MEADS, Garner	f	3	7	0	0	3	3	2	3	5	4	9	0	3
52	JENSEN, Jared	f	4	7	0	0	3	5	1	2	2	11	0	2	0
01	HALL, Mike	g	2	8	1	3	2	2	4	6	3	7	2	1	0
02	ROSE, Mike	g	2	5	2	2	4	0	2	0	8	0	3	0	25
10	NASHIF, Terry	g	2	9	1	5	2	2	0	1	4	7	1	3	0
03	YOUNG, Keena	g	2	4	0	0	2	3	1	3	4	0	6	0	1
13	AINGE, Austin	g	0	1	0	0	0	0	0	0	0	0	0	0	12
20	BURGESS, Sam	g	0	3	0	0	0	0	0	1	1	0	1	0	0
43	DAWES, Derek	g	2	4	0	0	0	0	3	7	10	4	4	1	0
44	PLASTED, Trent	g	0	0	0	0	0	1	4	1	3	4	1	0	18
	TEAM														
	Totals.....		17	48	4	16	15	23	11	27	38	20	53	4	19

TOTAL FG%	1st Half: 9:26 34.6%	2nd Half: 8:22 36.4%	Game: 35.4%	DEADB
3-Pt. FG%	1st Half: 2:9 22.2%	2nd Half: 2:7 28.6%	Game: 25.0%	REBOUNDS
F Throw %	1st Half: 5:7 71.4%	2nd Half: 10:16 62.5%	Game: 65.2%	4.1

HOME TEAM: Stanford 2-1

#	Player	totfg		3-pt		rebounds			pf	tp	a	to	blk	s	min
		f	a	f	a	ft	of	de							
20	Grunfeld, Dan	f	6	12	1	4	7	8	1	6	7	1	20	0	1
01	HALL, Mike	g	3	10	0	0	0	2	6	8	4	6	1	1	3
42	Little, Rob	c	2	5	0	0	1	2	1	2	3	5	1	4	0
11	Hernandez, Chris	g	1	6	1	4	6	1	1	2	3	3	9	3	0
21	Robinson, Nick	g	4	8	0	1	0	4	4	8	3	8	2	2	0
10	Morris, Jim	g	3	6	0	1	4	4	0	2	1	10	4	0	0
31	Fingen, Taj	g	2	2	0	0	1	1	2	4	1	0	0	1	13
32	Haas, Jason	g	0	1	0	0	0	0	0	0	0	0	0	0	14
44	Washington, Fred	g	0	4	0	0	0	0	0	0	1	0	0	0	4
55	Prowitz, Peter	g	0	1	0	0	0	1	1	2	2	0	1	0	9
	TEAM														
	Totals.....		21	55	2	11	18	25	11	23	34	23	62	13	11

TOTAL FG%	1st Half: 10:30 33.3%	2nd Half: 11:25 44.0%	Game: 38.2%	DEADB
3-Pt. FG%	1st Half: 1:6 16.7%	2nd Half: 1:5 20.0%	Game: 18.2%	REBOUNDS
F Throw %	1st Half: 7:9 77.8%	2nd Half: 11:16 68.8%	Game: 72.0%	2.1

Officials: Tony Greene, Steve Skiles, Brian Forte

Technical fouls: Brigham Young-None, Stanford-None.

Attendance: 2500

Score by Periods	1st	2nd	Total
Brigham Young	25	28	53
Stanford	28	34	62

Points in the paint-BY 20,STAN 34. Points off turnovers-BY 11,STAN 15.
2nd chance points-BY 7,STAN 10. Fast break points-BY 3,STAN 8.
Bench points-BY 11,STAN 14. Score tied-4 times. Lead changes-3 times.

BYU vs. Chaminade – Game #3 (Maui Invitational)

11-24-04 2 p.m. at Lahaina Civic Center, Maui, Hawaii
VISITORS: Brigham Young 1-2

#	Player	totfg		3-pt		rebounds			pf	tp	a	to	blk	s	min
		f	a	f	a	ft	of	de							
03	YOUNG, Keena	f	7	12	0	0	0	3	3	6	2	14	0	0	23
52	JENSEN, Jared	c	6	8	0	0	4	4	1	5	4	16	0	3	0
01	HALL, Mike	g	5	12	2	2	2	3	3	6	0	14	5	1	0
02	ROSE, Mike	g	2	5	1	3	0	0	0	0	0	5	3	1	0
10	NASHIF, Terry	g	2	3	0	0	0	0	0	4	2	4	5	1	1
05	REISMAN, Joshua	g	1	1	0	0	0	0	0	0	0	0	0	0	21
12	REICHNER, Brook	g	0	0	0	0	0	0	0	0	0	0	0	0	1
13	AINGE, Austin	g	1	3	0	1	0	0	0	4	3	2	3	0	0
20	BURGESS, Sam	g	3	11	2	6	0	0	1	2	3	3	8	0	2
43	DAWES, Derek	g	4	7	0	0	2	2	0	6	6	1	10	2	1
44	PLASTED, Trent	g	0	1	0	0	0	0	0	0	0	0	0	0	3
54	MILES, Chris	g	0	0	0	0	2	3	0	0	0	0	2	0	0
	TEAM														
	Totals.....		31	63	5	15	10	10	12	24	36	17	77	16	15

TOTAL FG%	1st Half: 14:34 41.2%	2nd Half: 17:29 58.6%	Game: 49.2%	DEADB
3-Pt. FG%	1st Half: 2:10 20.0%	2nd Half: 3:5 60.0%	Game: 33.3%	REBOUNDS
F Throw %	1st Half: 3:3 100%	2nd Half:		

2004-05 Individual Game Box Scores

2004-05 BYU Men's Basketball

BYU vs. Boise State – Game #7

12/08/04 7:05 p.m. at Provo, UT

VISITORS: Boise State University 4-3, 0-0 WAC

#	Player	totfg		3-pt		rebounds		pf	tp	a	to	blk	s	min			
		fg	fga	fga	fta	of	de								tot		
21	BLAKESBURN, Jer	f	4	14	0	4	1	2	6	3	9	4	3	0	35		
25	BANKS, Tazarray	f	7	24	0	1	2	0	4	2	5	0	0	0	19		
45	ELLIS, Jason	f	9	16	0	2	4	5	10	4	20	2	4	1	26		
05	KARL, Coby	g	4	11	2	0	1	1	2	4	10	7	2	2	33		
35	HARRIS, Franco	g	4	9	4	0	0	0	3	2	12	2	3	0	27		
04	ROBINSON, Seth	g	2	8	0	0	0	0	2	1	0	0	0	0	9		
11	THOMPSON, McNeal	g	6	14	4	3	3	2	0	2	19	1	0	0	17		
12	LLOYD, Kareem	g	1	3	0	0	0	0	5	2	2	1	2	0	15		
44	GANOUS, Kenney	g	0	1	0	0	0	0	1	2	2	0	0	0	9		
TEAM						1		2		7		14		3			
Totals.....		30		74		20		28		13		14		25		39	
TOTAL FG%		1st Half: 13-29		44%		2nd Half: 17-45		37%		Game: 40%		DEADB		BALL			
3-Pt. FG%		1st Half: 5-12		41%		2nd Half: 5-16		31%		Game: 35%		REBOUNDS					
F Throw %		1st Half: 0-2		0%		2nd Half: 7-11		63%		Game: 53%							

HOME TEAM: Brigham Young 2-5, 0-0 MWC

#	Player	totfg		3-pt		rebounds		pf	tp	a	to	blk	s	min			
		fg	fga	fga	fta	of	de								tot		
41	MEADS, Garner	f	1	1	0	0	2	2	0	3	3	4	4	2	1	0	14
52	JENSEN, Jared	c	3	9	0	0	7	8	2	3	5	1	13	1	0	0	25
01	HALL, Mike	g	0	2	0	0	1	2	0	0	1	0	1	0	0	38	
10	NASHIF, Terry	g	0	2	0	0	1	2	0	0	1	0	1	0	0	17	
23	BALDERSON, Jimmy	g	1	6	1	4	0	0	2	2	0	3	1	0	0	0	18
02	ROSE, Mike	g	6	9	6	9	3	2	3	3	1	19	1	3	0	0	23
03	YOUNG, Keena	g	4	6	0	0	0	4	3	5	8	2	11	0	2	1	20
13	AINGE, Austin	g	4	8	2	4	6	0	5	3	14	5	3	0	1	25	
43	DAWES, Derek	g	1	3	0	0	0	1	0	3	2	2	0	2	1	0	14
54	MILES, Chris	g	1	1	0	0	0	0	1	1	2	0	2	2	1	6	
TEAM						1		2		3		1		2		6	
Totals.....		28		57		11		23		31		8		35		43	
TOTAL FG%		1st Half: 13-29		44%		2nd Half: 15-28		53%		Game: 49%		DEADB		BALL			
3-Pt. FG%		1st Half: 7-12		58%		2nd Half: 4-14		29%		Game: 52%		REBOUNDS					
F Throw %		1st Half: 6-8		75%		2nd Half: 4-7		57%		Game: 74%							

Officials: Scott Thornley, Mark Whitehead, Eddie Jackson
 Technical fouls: Boise State University-None; Brigham Young-None.
 Attendance: 8619
 Score by Periods
 Boise State University 31 46 77
 Brigham Young 39 51 90

Points in the paint-BOISE 18.BY 27. Points off turnovers-BOISE 15.BY 19.
 2nd chance points-BOISE 16.BY 17. Fast break points-BOISE 4.BY 12.
 Bench points-BOISE 21.BY 48. Score tied-4 times. Lead changes-4 times.

BYU vs. Washington St. (Delta Crest) – Game #8

12/11/04 4:00 PM at Delta Crest, Salt Lake City, UT

VISITORS: Washington State University 4-3, 0-0 Pac-10

#	Player	totfg		3-pt		rebounds		pf	tp	a	to	blk	s	min			
		fg	fga	fga	fta	of	de								tot		
34	COMBELL, Robbie	f	2	1	1	0	0	2	2	4	3	0	0	2	12		
45	WHEM, Jeff	f	2	8	0	1	4	6	3	11	1	8	3	5	0	32	
14	HENRY, Chris	c	1	4	0	0	0	0	0	0	0	0	0	0	15		
02	LOW, Derrick	g	0	2	0	0	0	0	1	1	0	0	2	0	15		
11	KELATI, Thomas	g	5	9	3	6	2	3	2	5	7	1	15	3	0	34	
01	AKONGIN, Josh	g	3	8	3	4	0	0	0	1	1	0	9	0	1	14	
05	SCHLATTER, Chris	g	1	3	0	1	0	0	0	4	2	2	3	1	0	26	
12	GREEN, Randy	g	2	4	2	4	0	0	0	0	6	0	1	0	2	14	
22	GILL, Shami	g	0	5	0	0	1	2	3	5	2	1	0	2	0	22	
24	WEAVER, Kyle	g	0	0	0	0	0	0	0	0	0	0	1	0	0	2	
25	SIMMONS, Isaiah	g	1	2	1	1	0	0	0	0	0	0	3	0	0	7	
32	HARMELING, Daven	g	0	2	0	1	0	0	0	1	1	0	1	0	0	7	
TEAM						2		4		4		1		7			
Totals.....		16		49		19		7		11		10		26		36	
TOTAL FG%		1st Half: 7-22		31.8%		2nd Half: 9-27		33.3%		Game: 32.7%		DEADB		BALL			
3-Pt. FG%		1st Half: 3-7		42.9%		2nd Half: 2-12		16.7%		Game: 52.6%		REBOUNDS					
F Throw %		1st Half: 1-3		33.3%		2nd Half: 6-8		75.0%		Game: 63.6%							

HOME TEAM: Brigham Young 2-6, 0-0 MWC

#	Player	totfg		3-pt		rebounds		pf	tp	a	to	blk	s	min			
		fg	fga	fga	fta	of	de								tot		
23	BALDERSON, Jimmy	f	0	4	0	3	0	0	0	0	0	0	0	0	15		
41	MEADS, Garner	f	0	2	0	0	2	1	9	10	2	2	2	0	0	28	
52	JENSEN, Jared	c	0	1	0	0	0	0	0	0	0	0	0	1	6		
01	HALL, Mike	g	1	10	1	6	0	0	0	1	1	4	3	2	0	36	
10	NASHIF, Terry	g	0	1	0	0	0	0	0	0	1	0	0	0	0	6	
02	ROSE, Mike	g	6	13	3	9	0	0	0	2	3	15	1	2	0	35	
03	YOUNG, Keena	g	1	3	0	0	0	0	0	3	3	2	0	0	1	15	
13	AINGE, Austin	g	7	12	2	6	0	0	0	2	2	1	16	4	1	0	31
20	BURGESS, Sam	g	0	0	0	0	0	0	0	0	1	0	1	0	0	4	
43	DAWES, Derek	g	1	1	0	0	4	7	3	4	7	1	6	1	1	0	25
54	MILES, Chris	g	1	1	0	0	0	0	1	1	2	1	2	1	0	9	
TEAM						3		4		4		1		3		6	
Totals.....		17		48		6		25		6		25		31		46	
TOTAL FG%		1st Half: 10-26		38.5%		2nd Half: 7-22		31.8%		Game: 35.4%		DEADB		BALL			
3-Pt. FG%		1st Half: 4-14		28.6%		2nd Half: 2-11		18.2%		Game: 24.0%		REBOUNDS					
F Throw %		1st Half: 1-2		50.0%		2nd Half: 5-7		71.4%		Game: 66.7%							

Officials: Jim Danner, Tim Gabutero, Bill Gracey
 Technical fouls: Washington State University-None; Brigham Young-None.
 Attendance: 10293
 Score by Periods
 Washington State University 18 31 49
 Brigham Young 25 21 46

Points in the paint-WASHST 6.BY 18. Points off turnovers-WASHST 4.BY 13.
 2nd chance points-WASHST 6.BY 1. Fast break points-WASHST 0.BY 6.
 Bench points-WASHST 21.BY 41. Score tied-3 times. Lead changes-4 times.

BYU vs. Utah State – Game #9

12/18/04 7:05 at Marriott Center, Provo, Utah

VISITORS: Utah State 7-2

#	Player	totfg		3-pt		rebounds		pf	tp	a	to	blk	s	min				
		fg	fga	fga	fta	of	de								tot			
04	HARRIS, Nate	f	7	8	0	0	2	4	0	6	1	16	1	2	1	36		
25	NEIL, John	f	1	3	0	0	0	0	1	2	3	1	2	0	0	15		
32	NELSON, Spencer	c	9	13	1	2	7	6	5	11	3	26	7	6	0	18		
02	PAK, David	g	3	7	2	3	0	1	0	2	2	4	8	3	2	0	26	
20	CARROLL, Jaycee	g	7	14	4	7	3	4	0	5	5	2	1	4	1	0	32	
01	CRANE, Marques	g	2	3	1	1	0	0	2	2	4	2	5	1	0	0	13	
03	MATHEUS, Cass	g	0	4	0	0	0	0	0	1	2	1	0	0	0	0	12	
05	COX, Robert	g	0	1	0	0	0	0	0	0	0	0	0	0	0	0	1	
21	BROWN, Calvin	g	0	1	0	0	0	0	0	0	1	2	0	0	0	0	17	
23	HUBER, Chris	g	1	2	1	2	0	0	0	0	0	0	2	3	2	1	0	13
30	WILLIAMS, Jason	g	0	2	0	2	2	4	3	5	0	2	0	1	1	1	13	
31	MCVEY, Ian	g	0	1	0	0	1	2	1	0	1	0	1	0	1	0	4	
TEAM						5		6		1		6		1		3		
Totals.....		30		59		9		18		24		18		28		46		
TOTAL FG%		1st Half: 14-29		48.3%		2nd Half: 16-30		53.3%		Game: 50.8%		DEADB		BALL				
3-Pt. FG%		1st Half: 5-10		50.0%		2nd Half: 4-13		30.8%		Game: 50.8%		REBOUNDS						
F Throw %		1st Half: 8-9		88.9%		2nd Half: 7-8		87.5%		Game: 62.5%								

HOME TEAM: Brigham Young 2-7

2004-05 Individual Game Box Scores

2004-05 BYU Men's Basketball

BYU vs. Santa Clara – Game #13

12/31/04 1:05 PM at Provo, UT
VISITORS: Santa Clara 7-8

#	Player	totfg		3pt		rebounds			pf	tp	a	blk	s	min			
		fg	fga	fga	fga	fta	fta	of							de	tot	
05	ANGLEY, Brody	* 4	9	3	5	0	0	2	2	3	4	3	11	3	3	0	28
15	DONSON, Sean	* 2	0	0	0	2	2	1	2	3	3	2	1	1	0	0	10
30	PERKINS, Daron	* 8	17	3	7	6	8	5	10	4	25	4	0	3	3	34	
40	ROHDE, Ethan	* 3	8	3	8	0	0	1	2	2	9	4	0	0	0	27	
41	NIESEN, Travis	* 3	7	0	0	1	2	3	5	5	6	0	2	0	0	19	
11	BAILEY, Kyle	5	10	3	5	1	2	0	1	2	14	2	0	0	0	22	
12	DOUGHERTY, Scott	0	1	0	1	0	0	0	0	3	0	1	0	0	0	10	
14	NEUBURGER, Graham	0	0	0	0	0	0	0	0	0	0	0	0	0	0	1	
21	HENKE, Mitch	0	0	0	0	0	0	0	0	1	0	0	0	0	0	3	
31	BORCHART, Scott	0	3	0	0	0	1	2	3	2	0	0	0	0	0	9	
34	PARHAM, Tristan	2	6	0	0	1	0	1	0	5	4	1	3	1	0	22	
43	LEGGE, Jordan	1	1	0	0	1	2	0	2	2	3	2	1	0	0	22	
TEAM						4		15									
Totals.....		26 64		12 26		10 16			19 18			37		31 74		16 17 1 5 200	

TOTAL FG%	1st Half: 10:30 33.3%	2nd Half: 16:34 47.1%	Game: 40.6%	DEADBALL
3-Pt. FG%	1st Half: 4:10 40.0%	2nd Half: 8:16 50.0%	Game: 46.2%	REBOUNDS
F Throw %	1st Half: 4:7 57.1%	2nd Half: 6:9 66.7%	Game: 62.5%	0

HOME TEAM: Brigham Young 5-8

#	Player	totfg		3pt		rebounds			pf	tp	a	blk	s	min			
		fg	fga	fga	fga	fta	fta	of							de	tot	
03	YOUNG, Keena	f 0	0	0	0	2	2	0	3	3	1	2	0	1	0	14	
52	JENSEN, Jared	f 7	9	0	0	9	9	2	5	4	23	1	3	0	0	34	
43	DAWES, Derek	c 1	1	0	0	3	3	0	5	5	5	1	1	1	0	18	
01	HALL, Mike	g 3	7	1	3	3	3	0	1	1	4	10	2	3	1	27	
13	AINGE, Austin	g 2	8	1	5	4	4	0	7	7	1	9	7	5	0	27	
02	ROSE, Mike	g 7	10	4	7	8	11	0	3	3	0	26	5	0	0	33	
10	NASHIF, Terry	0	1	0	1	0	0	0	0	0	0	0	0	0	0	2	
20	BURGESS, Sam	0	0	0	0	0	0	0	0	0	1	0	0	0	0	2	
23	BALDERSON, Jimmy	0	3	0	1	0	0	0	1	1	0	0	0	0	0	6	
54	MILES, Chris	4	7	0	0	4	4	2	2	3	4	12	3	0	0	17	
TEAM						2		2									
Totals.....		24 46		17 33		36 5			25 30			20 67		19 13 5 4 200			

TOTAL FG%	1st Half: 8:24 33.3%	2nd Half: 16:22 72.7%	Game: 52.2%	DEADBALL
3-Pt. FG%	1st Half: 2:9 22.2%	2nd Half: 4:8 50.0%	Game: 35.3%	REBOUNDS
F Throw %	1st Half: 10:13 76.9%	2nd Half: 23:23 100%	Game: 91.7%	2

Officials: Jim Danner, Shawn Lehigh, Larry Spaulding

Technical fouls: Santa Clara-None, Brigham Young-None.

Attendance: 9534

Score by Periods	1st	2nd	Total
Santa Clara	28	46	74
Brigham Young	28	59	87

Points in the paint-STCL 26, BY 28. Points off turnovers-STCL 18, BY 18.
2nd chance points-STCL 19, BY 6. Fast break points-STCL 2, BY 8.
Bench points-STCL 21, BY 38. Score tied 6 times. Lead changes-10 times.

BYU @ Saint Mary's – Game #14

01/04/05 7:36 PM at Moraga, CA (McKean Pavilion)
VISITORS: Brigham Young 5-9

#	Player	totfg		3pt		rebounds			pf	tp	a	blk	s	min			
		fg	fga	fga	fga	fta	fta	of							de	tot	
01	HALL, Mike	* 5	10	2	4	0	0	2	2	2	12	1	1	0	35		
03	YOUNG, Keena	* 3	5	0	0	0	2	2	4	2	6	1	1	1	24		
13	AINGE, Austin	* 7	17	4	4	5	3	2	1	1	4	6	2	6	0	29	
43	DAWES, Derek	* 4	6	0	0	1	3	7	10	2	9	0	3	0	0	34	
52	JENSEN, Jared	* 1	3	0	0	0	2	5	7	3	2	1	7	1	0	25	
02	ROSE, Mike	2	5	2	3	0	0	3	3	1	6	2	3	0	0	16	
10	NASHIF, Terry	2	6	1	3	0	0	1	1	0	5	0	2	0	0	17	
12	REICHNER, Brock	0	0	0	0	0	0	0	0	0	0	0	0	0	0	2	
20	BURGESS, Sam	0	2	0	0	0	0	0	0	0	0	1	1	0	0	6	
23	BALDERSON, Jimmy	1	2	1	2	0	0	0	1	1	5	0	0	0	0	7	
54	MILES, Chris	0	5	0	0	0	0	0	2	2	4	0	0	0	1	15	
TEAM						2		2									
Totals.....		21 51		6 13		3 3			25 32			19 51		8 25 3 4 200			

TOTAL FG%	1st Half: 12:26 46.2%	2nd Half: 8:25 36.0%	Game: 41.2%	DEADBALL
3-Pt. FG%	1st Half: 3:6 50.0%	2nd Half: 3:7 42.9%	Game: 46.2%	REBOUNDS
F Throw %	1st Half: 1:1 100%	2nd Half: 2:2 100%	Game: 100%	0

HOME TEAM: Saint Mary's (CA) 12-4

#	Player	totfg		3pt		rebounds			pf	tp	a	blk	s	min			
		fg	fga	fga	fga	fta	fta	of							de	tot	
02	WOLAND, E.J.	* 2	7	1	2	1	3	0	2	2	1	6	7	3	0	29	
11	MARONEY, Paul	* 7	17	4	4	5	3	2	1	1	19	0	3	0	33		
14	KICKERT, Daniel	* 9	15	5	7	0	0	3	3	6	23	2	2	0	0	29	
21	WALBERG, Jason	* 0	3	0	3	2	2	0	2	1	2	4	2	1	1	29	
32	SANDERS, Jonathan	* 4	6	0	0	1	1	5	6	2	8	0	1	0	0	26	
00	BOND, Erik	0	1	0	0	0	0	0	0	0	0	0	0	0	0	1	
03	DaSILVA, Rafael	0	0	0	0	0	0	0	0	0	2	1	0	0	0	4	
05	RHALIMI, Reda	1	1	0	0	0	0	0	0	0	2	0	0	0	0	1	
10	WADDY, Daniel	0	0	0	0	0	0	0	0	0	1	0	0	1	0	2	
23	COLLINS, Brett	2	6	0	1	0	1	1	1	2	4	0	1	0	0	15	
24	GOLDBER, Todd	0	0	0	0	0	0	0	0	0	0	0	0	0	0	2	
33	SHOUBERT, Blake	0	0	0	0	0	2	2	1	0	0	0	0	0	0	7	
50	AQUIMANNOLI, Frederic	3	7	0	1	2	3	5	10	2	8	3	2	0	1	22	
TEAM						3		4									
Totals.....		28 63		7 18		9 17			25 38			13 72		18 16 2 12 200			

TOTAL FG%	1st Half: 11:30 36.7%	2nd Half: 17:33 51.5%	Game: 44.4%	DEADBALL
3-Pt. FG%	1st Half: 3:8 37.5%	2nd Half: 4:10 40.0%	Game: 38.9%	REBOUNDS
F Throw %	1st Half: 6:11 54.5%	2nd Half: 2:6 50.0%	Game: 52.9%	3

Officials: Mark Reischling, Tim Gaburtero, Bruce Hicks

Technical fouls: Brigham Young-MILES, Chris; Saint Mary's (CA)-None.

Attendance: 2643

Score by Periods	1st	2nd	Total
Brigham Young	28	23	51
Saint Mary's (CA)	31	41	72

Points in the paint-BY 14, SMC 36. Points off turnovers-BY 16, SMC 35.
2nd chance points-BY 4, SMC 16. Fast break points-BY 0, SMC 12.
Bench points-BY 16, SMC 14. Score tied 9 times. Lead changes-9 times.

BYU vs. San Diego State – Game #15

01/08/05 7:05 pm at Marmott Center, Provo, UT
VISITORS: San Diego State 7-7, 1-0

#	Player	totfg		3pt		rebounds			pf	tp	a	blk	s	min			
		fg	fga	fga	fga	fta	fta	of							de	tot	
01	SLAUGHTER, Marcus	f 6	17	1	5	4	6	1	5	6	3	17	2	0	1	34	
50	CAMARA, Mohamed	c 0	1	0	0	0	0	1	2	2	0	0	0	1	1	15	
01	HEATH, Brandon	g 5	16	0	3	1	3	0	2	2	0	11	2	5	0	32	
11	SMITH, Tyler	g 0	0	0	0	0	0	0	2	2	1	0	6	0	0	10	
00	JOHNSON, Tommy	0	1	0	0	0	0	0	1	1	1	0	1	0	0	20	
03	WALTON, Chris	6	8	2	0	0	0	3	6	1	12	1	1	0	0	30	
15	SHAPPER, John	4	4	1	2	0	0	0	0	0	5	1	1	0	0	18	
21	THOMAS, Matt	0	3	0	0	1	2	0	0	0	1	1	1	0	0	1	
33	MANKER, Chris	4	6	0	2	1	1	5	6	4	9	3	1	0	0	21	
TEAM						2		3		5							
Totals.....		25 62		2 14		7 12			11 22			33		16 59		17 12 2 8 200	

TOTAL FG%	1st Half: 7:31 22.6%	2nd Half: 18:31 58.1%	Game: 40.3%	DEADBALL
3-Pt. FG%	1st Half: 9:9 11.1%	2nd Half: 1:5 20.0%	Game: 14.3%	REBOUNDS
F Throw %	1st Half: 4:6 66.7%	2nd Half: 3:6 50.0%	Game: 58.3%	1

HOME TEAM: Brigham Young 5-10, 0-1

2004-05 Individual Game Box Scores

2004-05 BYU Men's Basketball

BYU vs. Air Force - Game #19

01/22/05 11:01 at Marriott Center, Provo, UT
VISITORS: Air Force 12-6, 3-0

#	Player	tot-fg		3-pt		rebounds			pf	tp	a	to	blk	s	min	
		fg	fga	fg	fga	ft	fta	of								de
21	BURTSCH, Jacob	f	2	5	1	3	0	0	6	2	5	2	2	0	1	30
45	WELCH, Nick	c	6	12	4	5	0	0	4	2	16	1	1	0	2	38
05	McDRAW, Matt	g	5	7	3	2	2	0	2	2	14	3	0	0	5	37
11	KELLER, Tim	g	2	4	0	1	0	0	2	2	4	6	0	0	1	38
15	HOOD, Antoine	g	5	10	0	1	0	0	2	2	4	10	1	3	0	31
12	ANDERSON, Tim	0	1	0	1	0	0	0	0	0	0	0	0	0	1	3
34	NWAELELE, Dan	1	4	0	2	0	0	0	1	1	2	2	0	1	0	11
35	HOLLIM, Marc	0	0	0	0	1	2	1	2	2	1	0	0	0	0	6
42	BUCHANAN, Caleb	0	0	0	0	0	0	0	0	0	0	0	1	0	0	6
TEAM																
Totals.....		21 43		7 16		3 4 2 19			21		13		52		12 200	

TOTAL FG%	1st Half: 12-24 50.0%	2nd Half: 9-19 47.4%	Game: 48.8%	DEADB.
3-PL FG%	1st Half: 4-10 40.0%	2nd Half: 3-6 50.0%	Game: 43.8%	REBOUNDS
F Throw %	1st Half: 1-2 50.0%	2nd Half: 2-2 100%	Game: 75.0%	0

HOME TEAM: Brigham Young 6-13, 0-4

#	Player	tot-fg		3-pt		rebounds			pf	tp	a	to	blk	s	min	
		fg	fga	fg	fga	ft	fta	of								de
01	HALL, Mike	f	5	10	3	6	0	0	3	3	4	13	2	3	3	1 38
41	MEADS, Garner	f	3	6	0	0	0	0	2	1	1	6	0	1	0	0 27
52	JENSEN, Jared	c	1	2	0	0	0	1	2	3	0	2	0	0	0	11
13	AINCE, Austin	g	1	5	1	4	2	2	4	6	1	5	6	5	0	29
23	BALDERSON, Jimmy	g	2	5	1	1	0	0	2	2	1	5	2	1	0	29
02	ROSE, Mike	1	4	1	4	1	2	0	0	0	3	4	1	2	0	1 20
03	YOUNG, Keena	7	9	0	0	2	4	7	11	1	14	0	2	0	0	32
20	BURGESS, Sam	0	0	0	0	0	0	0	0	0	1	0	0	0	0	3
43	DAWES, Derek	0	1	0	0	0	0	0	1	1	0	0	0	0	1	11
TEAM																
Totals.....		20 42		6 15		3 8 7 21			28		12		49		11 15 4 2 200	

TOTAL FG%	1st Half: 11-24 45.8%	2nd Half: 9-19 50.0%	Game: 47.6%	DEADB.
3-PL FG%	1st Half: 4-4 100%	2nd Half: 2-6 33.3%	Game: 40.0%	REBOUNDS
F Throw %	1st Half: 3-5 60.0%	2nd Half: 0-3 0.0%	Game: 37.5%	1

Officials: Scott Thornley, Bill Gracey, Kelly Self
Technical fouls: Air Force-BURTSCH, Jacob. Brigham Young-None.
Attendance: 10041
Score by Periods
Air Force 29 23 52
Brigham Young 29 29 49

Points in the paint-AF 28, BY 22. Points off turnovers-AF 14, BY 10.
2nd chance points-AF 15, BY 6. Fast break points-AF 6, BY 2.
Bench points-AF 3, BY 18. Score tied 9 times. Lead changes-12 times.

BYU vs. Utah - Game #21

01/31/05 10:01 PM at Marriott Center, Provo, UT
VISITORS: University of Utah 18-3, 6-0

#	Player	tot-fg		3-pt		rebounds			pf	tp	a	to	blk	s	min	
		fg	fga	fg	fga	ft	fta	of								de
20	MARKSON, Bryant	f	5	7	1	3	2	0	1	1	3	4	1	0	2	32
30	JACKSON, Chris	f	0	0	0	0	0	0	0	0	0	0	0	0	0	6
04	BOJUT, Andrew	g	7	10	0	0	6	1	8	9	2	20	4	4	5	1 37
02	JACKSON, Marc	g	3	7	0	3	4	4	1	3	4	10	4	2	0	0 37
11	DRSDOM, Tim	g	4	6	1	3	2	3	1	2	2	11	2	2	0	1 30
03	CALVIN, Jermaine	0	0	0	0	0	0	0	0	0	0	0	0	0	0	2
05	HAWKINS, Justin	4	4	0	0	1	1	2	2	4	2	9	1	1	0	0 23
10	IVERSON, Casey	0	0	0	0	0	0	0	0	0	0	0	0	0	0	1
13	CHANEY, Richard	2	4	0	0	3	3	0	2	2	4	7	1	1	0	0 14
15	GRANT, Chris	0	0	0	0	0	0	0	0	0	0	0	0	0	0	1
51	LANGVAD, Jonas	1	4	0	1	2	2	0	0	0	0	4	0	0	0	1 17
TEAM																
Totals.....		26 42		2 8		23 7 20 27			20		72		13 16		6 5 200	

TOTAL FG%	1st Half: 9-18 50.0%	2nd Half: 17-24 70.8%	Game: 61.9%	DEADB.
3-PL FG%	1st Half: 1-6 16.7%	2nd Half: 1-2 50.0%	Game: 25.0%	REBOUNDS
F Throw %	1st Half: 9-12 75.0%	2nd Half: 9-11 81.8%	Game: 78.3%	3

HOME TEAM: Brigham Young 7-14, 1-5

#	Player	tot-fg		3-pt		rebounds			pf	tp	a	to	blk	s	min	
		fg	fga	fg	fga	ft	fta	of								de
01	HALL, Mike	f	1	7	1	3	2	0	1	1	3	4	1	0	2	31
03	YOUNG, Keena	f	3	6	0	0	4	7	1	3	3	10	2	2	0	27
43	DAWES, Derek	c	2	3	0	0	0	0	1	1	2	5	4	0	0	1 13
13	AINCE, Austin	g	5	8	1	3	4	5	0	0	0	1	15	5	3	0 1 32
23	BALDERSON, Jimmy	g	4	6	3	4	2	4	1	1	2	3	13	0	1	0 20
02	ROSE, Mike	1	2	1	1	0	0	0	1	1	3	3	0	2	0	0 23
04	BURGESS, Joshua	0	0	0	0	0	0	0	1	0	1	0	0	0	0	1
10	NASHIF, Terry	0	1	0	0	0	0	0	0	0	0	2	1	0	0	9
12	RECHNER, Brock	0	0	0	0	0	0	0	0	0	0	0	0	0	0	3
20	BURGESS, Sam	0	0	0	0	0	0	0	0	0	0	0	0	0	0	2
41	MEADS, Garner	2	6	0	0	0	0	0	1	1	4	4	0	1	1	0 17
52	JENSEN, Jared	1	3	0	0	3	5	2	1	3	1	5	0	0	0	1 14
54	MILES, Chris	0	2	0	0	0	0	0	0	0	2	0	0	0	1	0 8
TEAM																
Totals.....		19 44		5 11		23 9 11 20			22		58		10 12		4 8 200	

TOTAL FG%	1st Half: 11-26 42.3%	2nd Half: 8-18 44.4%	Game: 43.2%	DEADB.
3-PL FG%	1st Half: 3-7 42.9%	2nd Half: 2-4 50.0%	Game: 45.5%	REBOUNDS
F Throw %	1st Half: 4-7 57.1%	2nd Half: 11-16 68.8%	Game: 65.2%	4

Officials: David Hall, Randy McCall, Larry Spaulding
Technical fouls: University of Utah-MARKSON, Bryant. Brigham Young-HALL, Mike. MILES, Chris.
Attendance: 14072
Score by Periods
University of Utah 28 44 72
Brigham Young 29 29 58

Points in the paint-UT 44, BY 18. Points off turnovers-UT 17, BY 24.
2nd chance points-UT 8, BY 5. Fast break points-UT 4, BY 0.
Bench points-UT 20, BY 12. Score tied 4 times. Lead changes-12 times.

BYU @ San Diego State - Game #23

02/07/05 7:07 pm PST at Cox Arena at Aztec Bowl [San Diego, CA]
VISITORS: BRIGHAM YOUNG 8-15 [2-6 MWC]

#	Player	tot-fg		3-pt		rebounds			pf	tp	a	to	blk	s	min	
		fg	fga	fg	fga	ft	fta	of								de
03	YOUNG, Keena	f	4	7	0	0	0	2	5	3	8	1	1	1	1	24
23	BALDERSON, Jimmy	f	7	9	4	7	2	5	0	1	1	5	14	1	4	0 33
43	DAWES, Derek	c	1	1	0	0	0	2	3	5	2	1	2	1	2	0 20
01	HALL, Mike	g	12	4	4	6	4	4	1	24	3	1	2	1	0 37	
13	AINCE, Austin	g	2	7	0	4	0	0	2	2	0	4	3	2	0	1 19
02	ROSE, Mike	1	6	0	4	0	0	1	1	0	2	1	0	0	0	23
10	NASHIF, Terry	0	0	0	0	0	0	0	0	0	0	0	0	0	0	3
20	BURGESS, Sam	0	2	0	1	0	0	0	0	0	0	0	0	0	0	1 4
52	JENSEN, Jared	1	2	0	0	1	1	2	4	1	3	0	0	0	0	16
54	MILES, Chris	0	0	0	0	1	2	3	4	3	1	3	1	2	0	0 18
TEAM																
Totals.....		21 46		8 20		8 14 7 17			22		16		58		11 14 5 3 200	

TOTAL FG%	1st Half: 10-21 47.6%	2nd Half: 11-25 44.0%	Game: 45.7%	DEADB.
3-PL FG%	1st Half: 3-8 37.5%	2nd Half: 5-12 41.7%	Game: 40.0%	REBOUNDS
F Throw %	1st Half: 3-5 60.0%	2nd Half: 5-9 55.6%	Game: 57.1%	3 1

HOME TEAM: SAN DIEGO STATE 10-11 [4-4 MWC]

#	Player	tot-fg		3-pt		rebounds			pf	tp	a	to	blk	s	min	
		fg	fga	fg	fga	ft	fta	of								de
20	DAVIS, Trinaise	f	6	11	0	0	0	2	5	3	8	1	2	2	0	1 24
42	SALTSCHER, Marcus	f	7	14	0	0	0	2	9	11	5	11	1	4	0	40
50	CAMARA, Mohamed	c	0	0	0	0	1	2	1	3	1	0	1	2	0	0 21
01	HEATH, Brandon	g	12	0	6	7	8	0	0	0	0	1	13	2	1	0 34
15	SHARPER, John															

BYU vs. Colorado State – Game #25

02/14/05 8:05 PM at Marriott Center, Provo, UT
VISITORS: Colorado State 9-14, 1-9

#	Player	totfg		3-pt		rebounds		pf	tp	a	to	blk	s	min			
		fg	fga	fg	fga	fta	of								de	tot	
##	WILLIAMS, Matt	f	4	6	0	0	0	0	2	2	3	8	1	3	0	29	
54	NELSON, Matt	f	4	14	0	0	2	2	2	2	10	2	4	3	0	35	
30	CREASON, Stuart	c	4	8	0	0	3	5	1	6	3	11	0	1	0	25	
01	MORRIS, Sean	g	3	7	2	4	0	0	0	2	3	8	4	6	0	37	
32	MORRIS, Michael	g	1	7	0	1	4	4	3	4	7	1	6	1	2	34	
10	RAKIECKI, Jon	0	5	0	5	2	3	1	3	4	2	2	1	3	0	27	
11	THOMASSON, Phillip	0	0	0	0	0	0	0	0	0	1	0	0	0	0	4	
14	SMITH, Jason	2	5	0	0	0	0	2	3	5	3	4	0	2	0	16	
21	PATTERSON, Andrew	0	0	0	0	0	0	0	0	0	1	0	1	0	0	0	
34	VERWEERS, Stephen	0	0	0	0	0	0	0	0	0	1	0	0	0	0	3+	
TEAM						3 1 4											
Totals.....		18	52	2	10	11	14	19	23	42	20	49	10	19	6	200	

TOTAL FG%	1st Half: 8-22 36.4%	2nd Half: 10-30 33.3%	Game: 34.6%	DEADBALL
3-Pt. FG%	1st Half: 1-2 50.0%	2nd Half: 1-8 12.5%	Game: 20.0%	REBOUNDS
F Throw %	1st Half: 4-5 80.0%	2nd Half: 7-9 77.8%	Game: 78.6%	1

HOME TEAM: Brigham Young 9-16, 3-7

#	Player	totfg		3-pt		rebounds		pf	tp	a	to	blk	s	min				
		fg	fga	fg	fga	fta	of								de	tot		
01	HALL, Mike	f	5	10	2	4	4	5	0	2	2	1	16	2	3	0	5	38
03	YOUNG, Keena	f	2	5	0	0	0	1	4	0	4	3	4	0	0	0	13	
43	DAWES, Derek	c	1	3	0	0	1	6	1	2	3	3	3	0	1	0	24	
13	AINGE, Austin	g	4	14	1	5	1	2	3	6	0	10	5	5	0	0	37	
23	BALDERSON, Jimmy	g	3	8	2	5	0	0	0	4	4	1	8	0	0	0	33	
02	ROSE, Mike	1	3	1	3	0	1	0	2	2	2	3	0	1	0	2	13	
52	JENSEN, Jared	1	1	0	0	1	1	3	0	3	2	3	1	3	0	1	17	
54	MILES, Chris	1	4	0	0	1	1	0	1	0	3	3	1	2	4	0	25	
TEAM						2 3 5												
Totals.....		18	48	6	17	8	17	13	17	30	15	50	9	14	4	8	200	

TOTAL FG%	1st Half: 10-30 33.3%	2nd Half: 8-18 44.4%	Game: 37.5%	DEADBALL
3-Pt. FG%	1st Half: 3-11 27.3%	2nd Half: 3-8 37.5%	Game: 35.3%	REBOUNDS
F Throw %	1st Half: 4-5 80.0%	2nd Half: 4-12 33.3%	Game: 47.1%	3

Officials: Steve Welmer, Tom O'Neill, Jim Stupin
Technical fouls: Colorado State-None, Brigham Young-None.
Attendance: 8481
Score by Periods: 1st 28 49
Brigham Young 27 23 50

With the win, BYU coach Steve Cleveland moves into fourth on BYU's all-time victory list, passing Frank Arnold (1975-83)

Points in the paint-CS 18, BY 16. Points off turnovers-CS 13, BY 20.
2nd chance points-CS 21, BY 8. Fast break points-CS 0, BY 6.
Bench points-CS 6, BY 9. Score tied 5 times. Lead changes-3 times.

BYU @ New Mexico – Game #26

02/19/05 7:05 PM MST at The Pit - Albuquerque, NM
VISITORS: BYU 9-17, 3-8 MWC

#	Player	totfg		3-pt		rebounds		pf	tp	a	to	blk	s	min			
		fg	fga	fg	fga	fta	of								de	tot	
54	MILES, Chris	f	2	2	0	0	1	2	1	1	2	4	5	3	1	0	23
43	DAWES, Derek	c	3	7	0	0	0	2	4	6	3	6	1	2	0	1	19
01	HALL, Mike	g	6	12	2	5	5	7	1	1	2	2	19	2	1	3	33
13	AINGE, Austin	g	2	9	2	5	1	2	0	0	2	9	4	3	0	1	34
23	BALDERSON, Jimmy	g	0	2	0	2	1	2	0	2	2	2	1	0	4	0	13
02	ROSE, Mike	1	2	1	2	0	0	0	2	2	1	3	4	0	0	0	20
04	BURGESS, Joshua	0	0	0	0	0	0	0	0	0	0	0	0	0	0	0	2
10	NASHIF, Terry	0	0	0	0	0	0	0	0	0	0	0	0	0	0	0	3
12	REICHNER, Brock	1	2	1	2	1	2	0	1	1	0	4	1	2	0	1	17
20	BURGESS, Sam	2	3	0	0	1	2	2	0	2	3	5	0	2	0	2	15
52	JENSEN, Jared	9	10	0	0	2	2	3	5	4	20	0	2	1	1	21	
TEAM						3 3											
Totals.....		27	49	6	16	12	19	11	14	25	21	72	17	17	3	9	200

TOTAL FG%	1st Half: 12-25 48.0%	2nd Half: 15-24 62.5%	Game: 55.1%	DEADBALL
3-Pt. FG%	1st Half: 3-8 37.5%	2nd Half: 3-8 37.5%	Game: 37.5%	REBOUNDS
F Throw %	1st Half: 5-6 83.3%	2nd Half: 7-13 53.8%	Game: 63.2%	4,1

HOME TEAM: New Mexico 19-6, 6-4 MWC

#	Player	totfg		3-pt		rebounds		pf	tp	a	to	blk	s	min			
		fg	fga	fg	fga	fta	of								de	tot	
13	CHITTI, David	f	6	13	0	0	4	6	3	2	5	2	16	2	1	0	26
21	NEALE, Alfred	f	4	5	3	4	4	4	1	4	5	0	15	0	0	0	29
33	GRANGER, Danny	f	7	9	2	3	4	2	1	3	1	20	5	1	0	2	25
02	DEVRIES, Troy	g	5	9	5	6	0	2	0	4	4	2	15	5	3	0	33
05	WALTERS, Mark	g	3	3	1	1	0	0	1	2	3	7	3	1	1	1	31
00	OSBY, Barmbale	0	0	0	0	1	4	0	0	0	3	1	0	1	0	2	8
01	WALTER, Kellen	2	4	2	4	2	2	0	0	0	1	8	1	0	0	0	7
20	WALL, Ryan	0	0	0	0	0	0	0	0	0	0	0	0	0	0	0	12
22	HART, Jeff	0	0	0	0	0	0	0	0	0	1	0	2	0	0	1	3
24	PRENTICE, Darren	0	1	0	1	0	0	0	0	0	0	0	1	1	0	2	5
25	HARDEN, Blake	2	3	0	0	1	1	1	0	1	0	5	1	3	0	0	11
32	DUNNIDGE, Tony	2	3	0	0	0	0	0	0	0	1	4	0	1	0	0	11
TEAM						2 2											
Totals.....		31	50	13	19	16	23	8	14	22	14	91	22	12	1	10	200

TOTAL FG%	1st Half: 19-25 76.0%	2nd Half: 12-25 48.0%	Game: 62.0%	DEADBALL
3-Pt. FG%	1st Half: 7-9 77.8%	2nd Half: 6-10 60.0%	Game: 68.4%	REBOUNDS
F Throw %	1st Half: 6-11 54.5%	2nd Half: 10-12 83.3%	Game: 69.6%	3

Officials: Verne Harris, Randy McCall, Mark Reischling
Technical fouls: BYU-None, New Mexico-GRANGER, Danny.
Attendance: 16087
Score by Periods: 1st 2nd Total
BYU 32 40 72
New Mexico 51 40 91

Points in the paint-BYU 34, NM 32. Points off turnovers-BYU 10, NM 19.
2nd chance points-BYU 15, NM 11. Fast break points-BYU 6, NM 4.
Bench points-BYU 32, NM 18. Score tied 0 times. Lead changes-0 times.

BYU @ Air Force – Game #27

2-21-05 7:05 p.m. at USFAA, Colo. (Clune Arena)
VISITORS: Brigham Young 9-18, 3-9 MWC

#	Player	totfg		3-pt		rebounds		pf	tp	a	to	blk	s	min			
		fg	fga	fg	fga	fta	of								de	tot	
01	HALL, Mike	f	3	11	0	6	0	0	0	0	0	0	6	0	2	0	28
52	JENSEN, Jared	c	0	1	0	0	0	0	0	0	0	0	3	0	0	0	10
12	REICHNER, Brock	g	3	0	0	0	1	1	4	5	2	1	2	2	0	3	32
13	AINGE, Austin	g	2	4	1	2	0	0	1	1	0	5	0	4	0	0	16
23	BALDERSON, Jimmy	g	1	8	1	4	0	0	1	3	4	1	3	0	0	0	26
02	ROSE, Mike	0	2	0	5	2	3	1	3	4	2	1	0	0	0	0	14
04	BURGESS, Joshua	0	1	0	1	0	0	0	0	0	0	0	0	0	0	0	1
10	NASHIF, Terry	2	6	1	3	0	0	0	1	1	2	1	5	2	0	0	20
20	BURGESS, Sam	3	8	3	4	0	0	1	1	2	2	9	1	2	0	0	18
43	DAWES, Derek	1	2	0	0	1	1	1	1	1	2	0	3	0	2	0	0
54	MILES, Chris	2	4	0	0	3	5	2	1	3	4	7	0	1	2	0	23
TEAM						4 4											
Totals.....		14	50	6	22	5	8	11	13	24	13	39	5	17	2	4	200

TOTAL FG%	1st Half: 4-21 19.0%	2nd Half: 10-29 34.5%	Game: 28.0%	DEADBALL
3-Pt. FG%	1st Half: 1-8 12.5%	2nd Half: 5-14 35.7%	Game: 27.3%	REBOUNDS
F Throw %	1st Half: 4-7 57.1%	2nd Half: 1-1 100%	Game: 62.5%	1

HOME TEAM: Air Force 16-10, 7-4 MWC

#	Player	totfg		3-pt		rebounds		pf	tp	a	to	blk	s	min
		fg	fga	fg	fga	fta	of							
21	BURTSCHIL, Jacob	f	1	2	0	1	0	0	1	3	4	1		

2004-05 BYU Season Stats
BYU Cougars Combined Team Statistics (as of Feb 22, 2005)
All games

RECORD:	OVERALL	HOME	AWAY	NEUTRAL
ALL GAMES	(9-18)	(6-7)	(2-8)	(1-3)
CONFERENCE	(3-9)	(2-4)	(1-5)	(0-0)
NON-CONFERENCE	(6-9)	(4-3)	(1-3)	(1-3)

##	Player	GP-GS	Min--Avg	---TOTAL---		---3-PTS---		FT-FTA	Pct	---REBOUNDS---				PF	FO	A	TO	Blk	Stl	Pts	Avg
				FG-FGA	Pct	3FG-FGA	Pct			Off	Def	Tot	Avg								
01	HALL, Mike.....	27-27	906 33.6	127-316	.402	46-139	.331	69-88	.784	31	62	93	3.4	54	1	55	48	10	42	369	13.7
13	AINGE, Austin.....	27-20	736 27.3	85-203	.419	37-107	.346	46-57	.807	10	67	77	2.9	45	0	106	91	0	30	253	9.4
52	JENSEN, Jared.....	26-19	568 21.8	76-131	.580	0-0	.000	61-73	.836	44	58	102	3.9	65	0	12	35	5	14	213	8.2
02	ROSE, Mike.....	27-7	546 20.2	73-174	.420	53-133	.398	21-32	.656	5	42	47	1.7	34	0	30	30	1	11	220	8.1
03	YOUNG, Keena.....	25-15	555 22.2	74-149	.497	0-3	.000	31-51	.608	56	84	140	5.6	41	0	17	23	17	15	179	7.2
23	BALDERSON, Jimmy...	22-13	385 17.5	46-118	.390	29-68	.426	26-42	.619	8	37	45	2.0	35	2	16	31	0	7	147	6.7
43	DAWES, Derek.....	26-11	473 18.2	47-103	.456	0-0	.000	38-59	.644	43	82	125	4.8	58	3	11	37	23	6	132	5.1
41	MEADS, Garner.....	17-9	306 18.0	28-71	.394	0-1	.000	18-27	.667	24	49	73	4.3	40	1	9	24	7	7	74	4.4
54	MILES, Chris.....	25-5	325 13.0	27-73	.370	0-0	.000	15-22	.682	27	33	60	2.4	49	0	17	17	26	4	69	2.8
20	BURGESS, Sam.....	24-1	199 8.3	17-64	.266	10-31	.323	9-11	.818	7	14	21	0.9	35	0	11	20	3	11	53	2.2
05	REISMAN, Joshua....	1-0	5 5.0	1-1	1.000	0-0	.000	0-0	.000	0	0	0	0.0	2	0	0	1	0	0	2	2.0
10	NASHIF, Terry.....	24-7	286 11.9	16-58	.276	8-33	.242	6-8	.750	1	29	30	1.3	19	0	42	30	1	11	46	1.9
12	REICHNER, Brock....	9-1	71 7.9	4-10	.400	2-4	.500	2-6	.333	2	8	10	1.1	4	0	4	5	0	4	12	1.3
44	PLAISTED, Trent....	5-0	44 8.8	0-3	.000	0-0	.000	3-6	.500	2	6	8	1.6	2	0	1	2	0	0	3	0.6
04	BURGESS, Joshua....	5-0	13 2.6	1-3	.333	1-2	.500	0-0	.000	1	1	2	0.4	0	0	1	0	0	0	3	0.6
34	BURGESS, David.....	2-0	7 3.5	0-1	.000	0-0	.000	0-0	.000	0	0	0	0.0	2	0	0	0	0	1	0	0.0
TEAM										46	42	88	3.3	0		5					
Total		27	5425	622-1478	.421	186-521	.357	345-482	.716	307	614	921	34.1	485	7	332	399	93	163	1775	65.7
Opponents		27	5425	667-1516	.440	173-495	.349	333-491	.678	326	622	948	35.1	460	-	383	387	94	198	1840	68.1

TEAM STATISTICS	BY	OPP	DATE	OPPONENT	W/L	SCORE	ATTEND
SCORING.....	1775	1840	11-22-04	vs North Carolina	L	50-86	2500
Points per game.....	65.7	68.1	11-23-04	vs Stanford	L	53-62	2500
Scoring margin.....	-2.4	-	11-24-04	vs Chaminade	W	77-56	2500
FIELD GOALS-ATT.....	622-1478	667-1516	11/27/04	CALIFORNIA	L	64-67	9857
Field goal pct.....	.421	.440	12/01/04	at Utah State	L	57-71	9620
3 POINT FG-ATT.....	186-521	173-495	12/04/04	at USC	L	82-87	2163
3-point FG pct.....	.357	.349	12/08/04	BOISE STATE UNIVERSITY	W	90-77	8619
3-pt FG made per game..	6.9	6.4	12/11/04	vs Washington State University	L	46-49	10283
FREE THROWS-ATT.....	345-482	333-491	12/18/04	UTAH STATE	L	62-84	11610
Free throw pct.....	.716	.678	12/21/04	NORTH CAROLINA STATE	L	61-72	9390
REBOUNDS.....	921	948	12-23-04	at Weber State	W	79-61	7043
Rebounds per game.....	34.1	35.1	12/28/04	SOUTHERN UTAH UNIVERSITY	W	77-52	10239
Rebounding margin.....	-1.0	-	12/31/04	SANTA CLARA	W	87-74	9534
ASSISTS.....	332	383	01/04/05	at Saint Mary's (CA)	L	51-72	2643
Assists per game.....	12.3	14.2	*01/08/05	SAN DIEGO STATE	L	57-59	12633
TURNOVERS.....	399	387	01/11/05	MONTANA STATE-BILLINGS	W	110-70	9506
Turnovers per game.....	14.8	14.3	*1-15-05	at Colorado State	L	67-74	3287
Turnover margin.....	-0.4	-	*1-17-05	at Wyoming Cowboys	L	71-83	7360
Assist/turnover ratio..	0.8	1.0	*01/22/05	AIR FORCE	L	49-52	10041
STEALS.....	163	198	*01/24/05	NEW MEXICO	W	68-53	12161
Steals per game.....	6.0	7.3	*01/31/05	UNIVERSITY OF UTAH	L	58-72	14072
BLOCKS.....	93	94	*02/05/05	at UNLV	W OT	82-72	11591
Blocks per game.....	3.4	3.5	*02-07-05	at SAN DIEGO STATE	L	58-66	6387
WINNING STREAK.....	0	-	*02/12/05	WYOMING	L	58-59	10996
Home win streak.....	1	-	*02/14/05	COLORADO STATE	W	50-49	8481
ATTENDANCE.....	137139	87970	*02/19/05	at New Mexico	L	72-91	16087
Home games-Avg/Game....	13-10549	10-7019	*2-21-05	at Air Force	L	39-70	4006
Neutral site-Avg/Game..	-	4-4446					

SCORE BY PERIODS:	1st	2nd	OT	Total
BYU Cougars.....	793	963	19	- 1775
Opponents.....	858	973	9	- 1840

2004-05 BYU Season Stats
BYU Cougars Overall/Conference Statistics (as of Feb 22, 2005)
All games

SUMMARY	OVERALL STATISTICS											CONFERENCE STATISTICS									
	GP-GS	Min/G	FG%	3PT%	FT%	R/G	A/G	STL	BLK	PTS/G	GP-GS	Min/G	FG%	3PT%	FT%	R/G	A/G	STL	BLK	PTS/G	
HALL, Mike.....	27-27	33.6	.402	.331	.784	3.4	2.0	42	10	13.7	12-12	34.6	.359	.279	.782	2.8	1.7	22	7	13.8	
AINGE, Austin.....	27-20	27.3	.419	.346	.807	2.9	3.9	30	0	9.4	12-12	31.6	.363	.273	.774	3.3	4.4	12	0	9.4	
JENSEN, Jared.....	26-19	21.8	.580	.000	.836	3.9	0.5	14	5	8.2	11-5	19.3	.561	.000	.760	4.1	0.2	5	3	5.9	
ROSE, Mike.....	27-7	20.2	.420	.398	.656	1.7	1.1	11	1	8.1	12-2	20.9	.354	.283	.778	1.8	1.0	4	0	5.7	
YOUNG, Keena.....	25-15	22.2	.497	.000	.608	5.6	0.7	15	17	7.2	10-6	22.1	.540	.000	.500	5.0	0.4	6	4	7.9	
BALDERSON, Jimmy....	22-13	17.5	.390	.426	.619	2.0	0.7	7	0	6.7	12-10	21.9	.378	.444	.565	3.1	0.5	5	0	7.4	
DAWES, Derek.....	26-11	18.2	.456	.000	.644	4.8	0.4	6	23	5.1	12-7	18.5	.451	.000	.619	4.3	0.5	4	10	4.9	
MEADS, Garner.....	17-9	18.0	.394	.000	.667	4.3	0.5	7	7	4.4	7-1	13.1	.385	.000	.333	2.4	0.1	2	2	3.1	
MILES, Chris.....	25-5	13.0	.370	.000	.682	2.4	0.7	4	26	2.8	11-4	15.7	.385	.000	.571	2.9	0.7	0	13	3.5	
BURGESS, Sam.....	24-1	8.3	.266	.323	.818	0.9	0.5	11	3	2.2	11-0	7.0	.300	.364	.500	0.8	0.5	4	0	1.5	
REISMAN, Joshua.....	1-0	5.0	1.000	.000	.000	0.0	0.0	0	0	2.0											
NASHIF, Terry.....	24-7	11.9	.276	.242	.750	1.3	1.8	11	1	1.9	9-0	6.4	.182	.167	.750	0.7	1.0	2	0	0.9	
REICHNER, Brock.....	9-1	7.9	.400	.500	.333	1.1	0.4	4	0	1.3	5-1	11.6	.200	.500	.500	1.4	0.6	4	0	1.0	
PLAISTED, Trent.....	5-0	8.8	.000	.000	.500	1.6	0.2	0	0	0.6											
BURGESS, Joshua.....	5-0	2.6	.333	.500	.000	0.4	0.2	0	0	0.6	3-0	1.3	.000	.000	.000	0.3	0.0	0	0	0.0	
BURGESS, David.....	2-0	3.5	.000	.000	.000	0.0	0.0	1	0	0.0											
Total.....	27		.421	.357	.716	34.1	12.3	163	93	65.7	12		.395	.311	.676	32.6	10.8	70	39	60.8	
Opponents.....	27		.440	.349	.678	35.1	14.2	198	94	68.1	12		.469	.343	.690	33.8	13.8	88	51	66.7	

SCORING	OVERALL STATISTICS								CONFERENCE STATISTICS							
	FG-FGA	FG%	3FG-FGA	3PT%	FT-FTA	FT%	PTS	PTS/G	FG-FGA	FG%	3FG-FGA	3PT%	FT-FTA	FT%	PTS	PTS/G
HALL, Mike.....	127-316	.402	46-139	.331	69-88	.784	369	13.7	52-145	.359	19-68	.279	43-55	.782	166	13.8
AINGE, Austin.....	85-203	.419	37-107	.346	46-57	.807	253	9.4	37-102	.363	15-55	.273	24-31	.774	113	9.4
JENSEN, Jared.....	76-131	.580	0-0	.000	61-73	.836	213	8.2	23-41	.561	0-0	.000	19-25	.760	65	5.9
ROSE, Mike.....	73-174	.420	53-133	.398	21-32	.656	220	8.1	23-65	.354	15-53	.283	7-9	.778	68	5.7
YOUNG, Keena.....	74-149	.497	0-3	.000	31-51	.608	179	7.2	34-63	.540	0-0	.000	11-22	.500	79	7.9
BALDERSON, Jimmy....	46-118	.390	29-68	.426	26-42	.619	147	6.7	28-74	.378	20-45	.444	13-23	.565	89	7.4
DAWES, Derek.....	47-103	.456	0-0	.000	38-59	.644	132	5.1	23-51	.451	0-0	.000	13-21	.619	59	4.9
MEADS, Garner.....	28-71	.394	0-1	.000	18-27	.667	74	4.4	10-26	.385	0-0	.000	2-6	.333	22	3.1
MILES, Chris.....	27-73	.370	0-0	.000	15-22	.682	69	2.8	15-39	.385	0-0	.000	8-14	.571	38	3.5
BURGESS, Sam.....	17-64	.266	10-31	.323	9-11	.818	53	2.2	6-20	.300	4-11	.364	1-2	.500	17	1.5
REISMAN, Joshua.....	1-1	1.000	0-0	.000	0-0	.000	2	2.0								
NASHIF, Terry.....	16-58	.276	8-33	.242	6-8	.750	46	1.9	2-11	.182	1-6	.167	3-4	.750	8	0.9
REICHNER, Brock.....	4-10	.400	2-4	.500	2-6	.333	12	1.3	1-5	.200	1-2	.500	2-4	.500	5	1.0
PLAISTED, Trent.....	0-3	.000	0-0	.000	3-6	.500	3	0.6								
BURGESS, Joshua.....	1-3	.333	1-2	.500	0-0	.000	3	0.6	0-1	.000	0-1	.000	0-0	.000	0	0.0
BURGESS, David.....	0-1	.000	0-0	.000	0-0	.000	0	0.0								
Total.....	622-1478	.421	186-521	.357	345-482	.716	1775	65.7	254-643	.395	75-241	.311	146-216	.676	729	60.8
Opponents.....	667-1516	.440	173-495	.349	333-491	.678	1840	68.1	291-621	.469	62-181	.343	156-226	.690	800	66.7

TOTALS	OVERALL STATISTICS											CONFERENCE STATISTICS										
	O-REB	D-REB	TOTAL	PF	FO	A	TO	A/TO	Hi	Pts	O-REB	D-REB	TOTAL	PF	FO	A	TO	A/TO	Hi	Pts		
HALL, Mike.....	31	62	93	54	1	55	48	1.1	24		10	24	34	25	1	20	19	1.1	24			
AINGE, Austin.....	10	67	77	45	0	106	91	1.2	25		9	30	39	19	0	53	40	1.3	25			
JENSEN, Jared.....	44	58	102	65	0	12	35	0.3	23		21	24	45	25	0	2	9	0.2	20			
ROSE, Mike.....	5	42	47	34	0	30	30	1.0	26		4	18	22	16	0	12	13	0.9	21			
YOUNG, Keena.....	56	84	140	41	0	17	23	0.7	14		18	32	50	16	0	4	12	0.3	14			
BALDERSON, Jimmy....	8	37	45	35	2	16	31	0.5	23		8	29	37	25	2	6	22	0.3	23			
DAWES, Derek.....	43	82	125	58	3	11	37	0.3	14		23	28	51	32	2	6	18	0.3	14			
MEADS, Garner.....	24	49	73	40	1	9	24	0.4	10		7	10	17	10	0	1	7	0.1	6			
MILES, Chris.....	27	33	60	49	0	17	17	1.0	12		16	16	32	27	0	8	10	0.8	8			
BURGESS, Sam.....	7	14	21	35	0	11	20	0.6	9		3	6	9	12	0	5	9	0.6	9			
REISMAN, Joshua.....	0	0	0	2	0	0	1	0.0	2													
NASHIF, Terry.....	1	29	30	19	0	42	30	1.4	10		1	5	6	4	0	9	5	1.8	5			
REICHNER, Brock.....	2	8	10	4	0	4	5	0.8	4		1	6	7	2	0	3	4	0.8	4			
PLAISTED, Trent.....	2	6	8	2	0	1	2	0.5	2													
BURGESS, Joshua.....	1	1	2	0	0	1	0	0.0	3		1	0	1	0	0	0	0	0.0	0			
BURGESS, David.....	0	0	0	2	0	0	0	0.0	0													
Total.....	307	614	921	485	7	332	399	0.8	110		147	244	391	213	5	129	169	0.8	82			
Opponents.....	326	622	948	460	-	383	387	1.0	91		123	282	405	194	2	165	170	1.0	91			

2004-05 BYU Season Stats
 BYU Cougars Combined Team Statistics (as of Feb 15, 2005)
 Home games

RECORD :	OVERALL	HOME	AWAY	NEUTRAL
ALL GAMES	(6-7)	(6-7)	(0-0)	(0-0)
CONFERENCE	(2-4)	(2-4)	(0-0)	(0-0)
NON-CONFERENCE	(4-3)	(4-3)	(0-0)	(0-0)

## Player	GP-GS	Min--Avg	---TOTAL---		---3-PTS---		FT-FTA	Pct	----REBOUNDS----				PF	FO	A	TO	Blk	Stl	Pts	Avg
			FG-FGA	Pct	3FG-FGA	Pct			Off	Def	Tot	Avg								
01 HALL, Mike.....	13-13	431 33.2	61-148	.412	17-60	.283	37-46	.804	17	34	51	3.9	25	0	27	22	6	19	176	13.5
02 ROSE, Mike.....	13-3	309 23.8	46-100	.460	35-76	.461	14-22	.636	2	25	27	2.1	20	0	17	13	1	8	141	10.8
13 AINGE, Austin.....	13-11	382 29.4	40-103	.388	18-50	.360	30-39	.769	6	44	50	3.8	22	0	68	46	0	14	128	9.8
52 JENSEN, Jared.....	12-8	268 22.3	34-61	.557	0-0	.000	42-47	.894	23	23	46	3.8	27	0	5	13	1	7	110	9.2
03 YOUNG, Keena.....	13-8	275 21.2	37-75	.493	0-0	.000	20-36	.556	34	45	79	6.1	25	0	9	9	8	8	94	7.2
23 BALDERSON, Jimmy...	11-7	191 17.4	23-54	.426	11-26	.423	7-12	.583	5	20	25	2.3	17	1	8	15	0	6	64	5.8
43 DAWES, Derek.....	12-6	213 17.8	18-44	.409	0-0	.000	16-28	.571	18	38	56	4.7	28	2	5	14	13	3	52	4.3
41 MEADS, Garner.....	8-4	132 16.5	14-31	.452	0-0	.000	6-10	.600	10	17	27	3.4	16	1	5	6	2	2	34	4.3
54 MILES, Chris.....	12-2	186 15.5	16-46	.348	0-0	.000	6-9	.667	10	19	29	2.4	22	0	9	11	17	2	38	3.2
20 BURGESS, Sam.....	11-1	72 6.5	5-24	.208	4-14	.286	8-9	.889	3	5	8	0.7	18	0	5	7	0	5	22	2.0
10 NASHIF, Terry.....	11-2	115 10.5	7-23	.304	4-13	.308	4-6	.667	0	17	17	1.5	5	0	17	9	0	6	22	2.0
12 REICHNER, Brock....	4-0	14 3.5	3-5	.600	1-2	.500	0-2	.000	1	2	3	0.8	2	0	1	0	0	0	7	1.8
04 BURGESS, Joshua....	3-0	10 3.3	1-2	.500	1-1	1.000	0-0	.000	1	1	2	0.7	0	0	1	0	0	0	3	1.0
34 BURGESS, David.....	1-0	2 2.0	0-0	.000	0-0	.000	0-0	.000	0	0	0	0.0	0	0	0	0	0	0	0	0.0
TEAM.....										22	18	40	3.1	0		0				
Total.....	13	2600	305-716	.426	91-242	.376	190-266	.714	152	308	460	35.4	227	4	177	165	48	80	891	68.5
Opponents.....	13	2600	309-730	.423	81-237	.342	141-213	.662	163	305	468	36.0	247	-	172	191	46	84	840	64.6

TEAM STATISTICS	BY	OPP	DATE	OPPONENT	W/L	SCORE	ATTEND
SCORING.....	891	840	11/27/04	CALIFORNIA	L	64-67	9857
Points per game.....	68.5	64.6	12/08/04	BOISE STATE UNIVERSITY	W	90-77	8619
Scoring margin.....	+3.9	-	12/18/04	UTAH STATE	L	62-84	11610
FIELD GOALS-ATT.....	305-716	309-730	12/21/04	NORTH CAROLINA STATE	L	61-72	9390
Field goal pct.....	.426	.423	12/28/04	SOUTHERN UTAH UNIVERSITY	W	77-52	10239
3 POINT FG-ATT.....	91-242	81-237	12/31/04	SANTA CLARA	W	87-74	9534
3-point FG pct.....	.376	.342	*01/08/05	SAN DIEGO STATE	L	57-59	12633
3-pt FG made per game..	7.0	6.2	01/11/05	MONTANA STATE-BILLINGS	W	110-70	9506
FREE THROWS-ATT.....	190-266	141-213	*01/22/05	AIR FORCE	L	49-52	10041
Free throw pct.....	.714	.662	*01/24/05	NEW MEXICO	W	68-53	12161
REBOUNDS.....	460	468	*01/31/05	UNIVERSITY OF UTAH	L	58-72	14072
Rebounds per game.....	35.4	36.0	*02/12/05	WYOMING	L	58-59	10996
Rebounding margin.....	-0.6	-	*02/14/05	COLORADO STATE	W	50-49	8481
ASSISTS.....	177	172					
Assists per game.....	13.6	13.2					
TURNOVERS.....	165	191					
Turnovers per game.....	12.7	14.7					
Turnover margin.....	+2.0	-					
Assist/turnover ratio..	1.1	0.9					
STEALS.....	80	84					
Steals per game.....	6.2	6.5					
BLOCKS.....	48	46					
Blocks per game.....	3.7	3.5					
WINNING STREAK.....	1	-					
Home win streak.....	1	-					
ATTENDANCE.....	137139	0					
Home games-Avg/Game....	13-10549	0-0					
Neutral site-Avg/Game..	-	0-0					

SCORE BY PERIODS:	1st	2nd	Total
BYU Cougars.....	405	486	- 891
Opponents.....	383	457	- 840

2004-05 BYU Season Stats
 BYU Cougars Combined Team Statistics (as of Feb 22, 2005)
 Away games

RECORD :	OVERALL	HOME	AWAY	NEUTRAL
ALL GAMES	(2-8)	(0-0)	(2-8)	(0-0)
CONFERENCE	(1-5)	(0-0)	(1-5)	(0-0)
NON-CONFERENCE	(1-3)	(0-0)	(1-3)	(0-0)

## Player	GP-GS	Min--Avg	---TOTAL---			---3-PTS---		---REBOUNDS---				PF	FO	A	TO	Blk	Stl	Pts	Avg	
			FG-FGA	Pct	3FG-FGA	Pct	FT-FTA	Pct	Off	Def	Tot									Avg
01 HALL, Mike.....	10-10	343 34.3	54-123	.439	23-57	.404	28-36	.778	8	17	25	2.5	18	1	19	17	3	15	159	15.9
13 AINGE, Austin.....	10-9	279 27.9	35-81	.432	15-46	.326	16-18	.889	4	16	20	2.0	17	0	31	33	0	15	101	10.1
23 BALDERSON, Jimmy...	10-5	179 17.9	23-60	.383	18-39	.462	19-30	.633	3	17	20	2.0	18	1	8	14	0	1	83	8.3
52 JENSEN, Jared.....	10-7	219 21.9	29-50	.580	0-0	.000	10-14	.714	16	30	46	4.6	28	0	6	15	4	4	68	6.8
03 YOUNG, Keena.....	8-6	197 24.6	24-47	.511	0-1	.000	6-7	.857	13	25	38	4.8	13	0	8	13	7	5	54	6.8
43 DAWES, Derek.....	10-5	197 19.7	22-47	.468	0-0	.000	15-20	.750	19	27	46	4.6	24	1	4	18	7	2	59	5.9
02 ROSE, Mike.....	10-1	158 15.8	15-44	.341	11-35	.314	5-6	.833	3	12	15	1.5	11	0	9	10	0	0	46	4.6
41 MEADS, Garner.....	6-2	102 17.0	10-25	.400	0-1	.000	7-12	.583	8	14	22	3.7	15	0	1	9	3	3	27	4.5
54 MILES, Chris.....	10-3	122 12.2	10-25	.400	0-0	.000	7-11	.636	13	11	24	2.4	25	0	7	4	8	2	27	2.7
20 BURGESS, Sam.....	9-0	74 8.2	7-19	.368	4-7	.571	1-2	.500	3	5	8	0.9	8	0	5	8	0	4	19	2.1
12 REICHNER, Brock....	4-1	56 14.0	1-5	.200	1-2	.500	2-4	.500	1	6	7	1.8	2	0	3	4	0	4	5	1.3
10 NASHIF, Terry.....	9-1	91 10.1	4-19	.211	2-11	.182	0-0	.000	1	6	7	0.8	6	0	15	9	0	2	10	1.1
44 PLAISTED, Trent....	2-0	5 2.5	0-0	.000	0-0	.000	0-0	.000	0	1	1	0.5	1	0	0	0	0	0	0	0.0
04 BURGESS, Joshua....	2-0	3 1.5	0-1	.000	0-1	.000	0-0	.000	0	0	0	0.0	0	0	0	0	0	0	0	0.0
TEAM.....										19	15	34	3.4	0		5				
Total.....	10	2025	234-546	.429	74-200	.370	116-160	.725	111	202	313	31.3	186	3	116	159	32	57	658	65.8
Opponents.....	10	2025	269-560	.480	66-179	.369	143-206	.694	119	219	338	33.8	146	-	154	137	37	78	747	74.7

TEAM STATISTICS	BY	OPP	DATE	OPPONENT	W/L	SCORE	ATTEND
SCORING.....	658	747	12/01/04	at Utah State	L	57-71	9620
Points per game.....	65.8	74.7	12/04/04	at USC	L	82-87	2163
Scoring margin.....	-8.9	-	12-23-04	at Weber State	W	79-61	7043
FIELD GOALS-ATT.....	234-546	269-560	01/04/05	at Saint Mary's (CA)	L	51-72	2643
Field goal pct.....	.429	.480	*1-15-05	at Colorado State	L	67-74	3287
3 POINT FG-ATT.....	74-200	66-179	*1-17-05	at Wyoming Cowboys	L	71-83	7360
3-point FG pct.....	.370	.369	*02/05/05	at UNLV	W OT	82-72	11591
3-pt FG made per game..	7.4	6.6	*02-07-05	at SAN DIEGO STATE	L	58-66	6387
FREE THROWS-ATT.....	116-160	143-206	*02/19/05	at New Mexico	L	72-91	16087
Free throw pct.....	.725	.694	*2-21-05	at Air Force	L	39-70	4006
REBOUNDS.....	313	338					
Rebounds per game.....	31.3	33.8					
Rebounding margin.....	-2.5	-					
ASSISTS.....	116	154					
Assists per game.....	11.6	15.4					
TURNOVERS.....	159	137					
Turnovers per game.....	15.9	13.7					
Turnover margin.....	-2.2	-					
Assist/turnover ratio..	0.7	1.1					
STEALS.....	57	78					
Steals per game.....	5.7	7.8					
BLOCKS.....	32	37					
Blocks per game.....	3.2	3.7					
WINNING STREAK.....	0	-					
Home win streak.....	0	-					
ATTENDANCE.....	0	70187					
Home games-Avg/Game....	0-0	10-7019					
Neutral site-Avg/Game..	-	0-0					

SCORE BY PERIODS:	1st	2nd	OT	Total
BYU Cougars.....	287	352	19	658
Opponents.....	360	378	9	747

2004-05 BYU Season Stats
 BYU Cougars Combined Team Statistics (as of Feb 15, 2005)
 Games won

RECORD :	OVERALL	HOME	AWAY	NEUTRAL
ALL GAMES	(9-0)	(6-0)	(2-0)	(1-0)
CONFERENCE	(3-0)	(2-0)	(1-0)	(0-0)
NON-CONFERENCE	(6-0)	(4-0)	(1-0)	(1-0)

## Player	GP-GS	Min--Avg	---TOTAL---		---3-PTS---		FT-FTA	Pct	---REBOUNDS---				PF	FO	A	TO	Blk	Stl	Pts	Avg
			FG-FGA	Pct	3FG-FGA	Pct			Off	Def	Tot	Avg								
01 HALL, Mike.....	9-9	316 35.1	50-100	.500	16-41	.390	26-33	.788	15	24	39	4.3	12	0	25	17	1	19	142	15.8
52 JENSEN, Jared.....	8-6	180 22.5	33-51	.647	0-0	.000	26-30	.867	18	17	35	4.4	22	0	6	12	0	4	92	11.5
02 ROSE, Mike.....	9-3	181 20.1	33-60	.550	25-47	.532	11-16	.688	2	13	15	1.7	5	0	14	6	1	4	102	11.3
13 AINGE, Austin.....	9-7	266 29.6	28-70	.400	13-35	.371	18-22	.818	4	34	38	4.2	20	0	48	27	0	11	87	9.7
03 YOUNG, Keena.....	9-7	231 25.7	34-63	.540	0-0	.000	17-24	.708	21	29	50	5.6	19	0	5	8	7	8	85	9.4
43 DAWES, Derek.....	8-5	172 21.5	21-41	.512	0-0	.000	18-29	.621	10	37	47	5.9	22	1	7	11	11	3	60	7.5
23 BALDERSON, Jimmy...	8-4	135 16.9	18-44	.409	9-22	.409	9-14	.643	2	19	21	2.6	5	0	8	9	0	2	54	6.8
41 MEADS, Garner.....	5-2	68 13.6	7-14	.500	0-1	.000	7-8	.875	4	16	20	4.0	10	0	4	5	1	0	21	4.2
54 MILES, Chris.....	9-0	97 10.8	10-25	.400	0-0	.000	8-9	.889	5	8	13	1.4	15	0	9	7	11	2	28	3.1
20 BURGESS, Sam.....	7-0	70 10.0	5-21	.238	4-11	.364	5-6	.833	3	6	9	1.3	14	0	6	6	3	5	19	2.7
10 NASHIF, Terry.....	8-2	80 10.0	6-13	.462	2-5	.400	4-6	.667	0	12	12	1.5	2	0	10	5	1	6	18	2.3
05 REISMAN, Joshua....	1-0	5 5.0	1-1	1.000	0-0	.000	0-0	.000	0	0	0	0.0	2	0	0	1	0	0	2	2.0
12 REICHNER, Brock....	4-0	12 3.0	3-5	.600	1-2	.500	0-2	.000	1	2	3	0.8	2	0	1	1	0	0	7	1.8
04 BURGESS, Joshua....	2-0	9 4.5	1-2	.500	1-1	1.000	0-0	.000	0	1	1	0.5	0	0	1	0	0	0	3	1.5
44 PLAISTED, Trent....	1-0	3 3.0	0-1	.000	0-0	.000	0-0	.000	0	0	0	0.0	0	0	0	0	0	0	0	0.0
TEAM.....										10	11	21	2.3	0		2				
Total.....	9	1825	250-511	.489	71-165	.430	149-199	.749	95	229	324	36.0	150	1	144	117	36	64	720	80.0
Opponents.....	9	1825	201-532	.378	63-185	.341	99-141	.702	129	192	321	35.7	178	-	114	153	31	49	564	62.7

TEAM STATISTICS	BY	OPP	DATE	OPPONENT	W/L	SCORE	ATTEND
SCORING.....	720	564	11-24-04	vs Chaminade	W	77-56	2500
Points per game.....	80.0	62.7	12/08/04	BOISE STATE UNIVERSITY	W	90-77	8619
Scoring margin.....	+17.3	-	12-23-04	at Weber State	W	79-61	7043
FIELD GOALS-ATT.....	250-511	201-532	12/28/04	SOUTHERN UTAH UNIVERSITY	W	77-52	10239
Field goal pct.....	.489	.378	12/31/04	SANTA CLARA	W	87-74	9534
3 POINT FG-ATT.....	71-165	63-185	01/11/05	MONTANA STATE-BILLINGS	W	110-70	9506
3-point FG pct.....	.430	.341	*01/24/05	NEW MEXICO	W	68-53	12161
3-pt FG made per game..	7.9	7.0	*02/05/05	at UNLV	W OT	82-72	11591
FREE THROWS-ATT.....	149-199	99-141	*02/14/05	COLORADO STATE	W	50-49	8481
Free throw pct.....	.749	.702					
REBOUNDS.....	324	321					
Rebounds per game.....	36.0	35.7					
Rebounding margin.....	+0.3	-					
ASSISTS.....	144	114					
Assists per game.....	16.0	12.7					
TURNOVERS.....	117	153					
Turnovers per game.....	13.0	17.0					
Turnover margin.....	+4.0	-					
Assist/turnover ratio..	1.2	0.7					
STEALS.....	64	49					
Steals per game.....	7.1	5.4					
BLOCKS.....	36	31					
Blocks per game.....	4.0	3.4					
WINNING STREAK.....	9	-					
Home win streak.....	6	-					
ATTENDANCE.....	58540	21134					
Home games-Avg/Game...	6-9757	2-9317					
Neutral site-Avg/Game..	-	1-2500					

SCORE BY PERIODS:	1st	2nd	OT	Total
BYU Cougars.....	316	385	19	720
Opponents.....	241	314	9	564

2004-05 BYU Season Stats
BYU Cougars Combined Team Statistics (as of Feb 22, 2005)
Games lost

RECORD :	OVERALL	HOME	AWAY	NEUTRAL
ALL GAMES	(0-18)	(0-7)	(0-8)	(0-3)
CONFERENCE	(0-9)	(0-4)	(0-5)	(0-0)
NON-CONFERENCE	(0-9)	(0-3)	(0-3)	(0-3)

## Player	GP-GS	Min--Avg	---TOTAL---		---3-PTS---		FT-FTA	Pct	----REBOUNDS----				PF	FO	A	TO	Blk	Stl	Pts	Avg
			FG-FGA	Pct	3FG-FGA	Pct			Off	Def	Tot	Avg								
01 HALL, Mike.....	18-18	590 32.8	77-216	.356	30-98	.306	43-55	.782	16	38	54	3.0	42	1	30	31	9	23	227	12.6
13 AINGE, Austin.....	18-13	470 26.1	57-133	.429	24-72	.333	28-35	.800	6	33	39	2.2	25	0	58	64	0	19	166	9.2
52 JENSEN, Jared.....	18-13	388 21.6	43-80	.538	0-0	.000	35-43	.814	26	41	67	3.7	43	0	6	23	5	10	121	6.7
23 BALDERSON, Jimmy...	14-9	250 17.9	28-74	.378	20-46	.435	17-28	.607	6	18	24	1.7	30	2	8	22	0	5	93	6.6
02 ROSE, Mike.....	18-4	365 20.3	40-114	.351	28-86	.326	10-16	.625	3	29	32	1.8	29	0	16	24	0	7	118	6.6
03 YOUNG, Keena.....	16-8	324 20.3	40-86	.465	0-3	.000	14-27	.519	35	55	90	5.6	22	0	12	15	10	7	94	5.9
41 MEADS, Garner.....	12-7	238 19.8	21-57	.368	0-0	.000	11-19	.579	20	33	53	4.4	30	1	5	19	6	7	53	4.4
43 DAWES, Derek.....	18-6	301 16.7	26-62	.419	0-0	.000	20-30	.667	33	45	78	4.3	36	2	4	26	12	3	72	4.0
54 MILES, Chris.....	16-5	228 14.3	17-48	.354	0-0	.000	7-13	.538	22	25	47	2.9	34	0	8	10	15	2	41	2.6
20 BURGESS, Sam.....	17-1	129 7.6	12-43	.279	6-20	.300	4-5	.800	4	8	12	0.7	21	0	5	14	0	6	34	2.0
10 NASHIF, Terry.....	16-5	206 12.9	10-45	.222	6-28	.214	2-2	1.000	1	17	18	1.1	17	0	32	25	0	5	28	1.8
12 REICHNER, Brock....	5-1	59 11.8	1-5	.200	1-2	.500	2-4	.500	1	6	7	1.4	2	0	3	4	0	4	5	1.0
44 PLAISTED, Trent....	4-0	41 10.3	0-2	.000	0-0	.000	3-6	.500	2	6	8	2.0	2	0	1	2	0	0	3	0.8
04 BURGESS, Joshua....	3-0	4 1.3	0-1	.000	0-1	.000	0-0	.000	1	0	1	0.3	0	0	0	0	0	0	0	0.0
34 BURGESS, David.....	2-0	7 3.5	0-1	.000	0-0	.000	0-0	.000	0	0	0	0.0	2	0	0	0	0	1	0	0.0
TEAM.....										36	31	67	3.7	0		3				
Total.....	18	3600	372-967	.385	115-356	.323	196-283	.693	212	385	597	33.2	335	6	188	282	57	99	1055	58.6
Opponents.....	18	3600	466-984	.474	110-310	.355	234-350	.669	197	430	627	34.8	282	-	269	234	63	149	1276	70.9

TEAM STATISTICS	BY	OPP	DATE	OPPONENT	W/L	SCORE	ATTEND
SCORING.....	1055	1276	11-22-04	vs North Carolina	L	50-86	2500
Points per game.....	58.6	70.9	11-23-04	vs Stanford	L	53-62	2500
Scoring margin.....	-12.3	-	11/27/04	CALIFORNIA	L	64-67	9857
FIELD GOALS-ATT.....	372-967	466-984	12/01/04	at Utah State	L	57-71	9620
Field goal pct.....	.385	.474	12/04/04	at USC	L	82-87	2163
3 POINT FG-ATT.....	115-356	110-310	12/11/04	vs Washington State University	L	46-49	10283
3-point FG pct.....	.323	.355	12/18/04	UTAH STATE	L	62-84	11610
3-pt FG made per game..	6.4	6.1	12/21/04	NORTH CAROLINA STATE	L	61-72	9390
FREE THROWS-ATT.....	196-283	234-350	01/04/05	at Saint Mary's (CA)	L	51-72	2643
Free throw pct.....	.693	.669	*01/08/05	SAN DIEGO STATE	L	57-59	12633
REBOUNDS.....	597	627	*1-15-05	at Colorado State	L	67-74	3287
Rebounds per game.....	33.2	34.8	*1-17-05	at Wyoming Cowboys	L	71-83	7360
Rebounding margin.....	-1.7	-	*01/22/05	AIR FORCE	L	49-52	10041
ASSISTS.....	188	269	*01/31/05	UNIVERSITY OF UTAH	L	58-72	14072
Assists per game.....	10.4	14.9	*02-07-05	at SAN DIEGO STATE	L	58-66	6387
TURNOVERS.....	282	234	*02/12/05	WYOMING	L	58-59	10996
Turnovers per game....	15.7	13.0	*02/19/05	at New Mexico	L	72-91	16087
Turnover margin.....	-2.7	-	*2-21-05	at Air Force	L	39-70	4006
Assist/turnover ratio..	0.7	1.1					
STEALS.....	99	149					
Steals per game.....	5.5	8.3					
BLOCKS.....	57	63					
Blocks per game.....	3.2	3.5					
WINNING STREAK.....	0	-					
Home win streak.....	0	-					
ATTENDANCE.....	78599	66836					
Home games-Avg/Game....	7-11228	8-6444					
Neutral site-Avg/Game..	-	3-5094					

SCORE BY PERIODS:	1st	2nd	Total
BYU Cougars.....	477	578	- 1055
Opponents.....	617	659	- 1276

2004-05 BYU Season Stats
 BYU Cougars Team Game-by-Game (as of Feb 22, 2005)
 All games

TEAM STATISTICS

Opponent	Date	Score	W/L	---TOTAL---		--3-PTRS--		FT-FTA		----REBOUNDS----				PF	A	TO	Blk	Stl	Pts---Avg	
				FG-FGA	Pct	3FG-FGA	Pct	Pct	Pct	Off	Def	Tot	Avg							
vs North Carolina	11-22-04	50-86	L	18-57	.316	6-23	.261	8-14	.571	15	28	43	43.0	21	8	27	4	7	50	50.0
vs Stanford	11-23-04	53-62	L	17-48	.354	4-16	.250	15-23	.652	11	27	38	40.5	20	4	19	1	3	53	51.5
vs Chaminade	11-24-04	77-56	W	31-63	.492	5-15	.333	10-10	1.000	12	24	36	39.0	17	16	15	5	10	77	60.0
CALIFORNIA	11/27/04	64-67	L	21-64	.328	6-21	.286	16-19	.842	19	20	39	39.0	19	12	8	5	6	64	61.0
at Utah State	12/01/04	57-71	L	22-53	.415	8-21	.381	5-8	.625	11	19	30	37.2	17	10	15	5	7	57	60.2
at USC	12/04/04	82-87	L	26-55	.473	13-25	.520	17-26	.654	14	26	40	37.7	19	18	21	1	5	82	63.8
BOISE STATE UNIVERSIT	12/08/04	90-77	W	28-57	.491	11-21	.524	23-31	.742	8	35	43	38.4	16	15	15	4	5	90	67.6
vs Washington State U	12/11/04	46-49	L	17-48	.354	6-25	.240	6-9	.667	6	25	31	37.5	14	11	14	3	6	46	64.9
UTAH STATE	12/18/04	62-84	L	23-58	.397	7-19	.368	9-14	.643	11	18	29	36.6	22	10	13	7	6	62	64.6
NORTH CAROLINA STATE	12/21/04	61-72	L	21-55	.382	5-16	.313	14-15	.933	7	25	32	36.1	18	16	13	1	6	61	64.2
at Weber State	12-23-04	79-61	W	32-53	.604	6-11	.545	9-9	1.000	7	20	27	35.3	19	15	8	3	6	79	65.5
SOUTHERN UTAH UNIVERS	12/28/04	77-52	W	27-54	.500	12-21	.571	11-19	.579	11	22	33	35.1	15	18	11	3	6	77	66.5
SANTA CLARA	12/31/04	87-74	W	24-46	.522	6-17	.353	33-36	.917	5	25	30	34.7	20	19	13	5	4	87	68.1
at Saint Mary's (CA)	01/04/05	51-72	L	21-51	.412	6-13	.462	3-3	1.000	7	25	32	34.5	19	8	25	3	4	51	66.9
SAN DIEGO STATE	01/08/05	57-59	L	20-57	.351	3-19	.158	14-17	.824	18	29	47	35.3	13	8	17	1	5	57	66.2
MONTANA STATE-BILLING	01/11/05	110-70	W	40-73	.548	10-16	.625	20-30	.667	16	31	47	36.1	16	23	13	4	12	110	68.9
at Colorado State	1-15-05	67-74	L	24-69	.348	8-30	.267	11-13	.846	17	18	35	36.0	29	14	10	2	6	67	68.8
at Wyoming Cowboys	1-17-05	71-83	L	23-61	.377	4-18	.222	21-27	.778	14	24	38	36.1	17	7	14	5	6	71	68.9
AIR FORCE	01/22/05	49-52	L	20-42	.476	6-15	.400	3-8	.375	7	21	28	35.7	12	11	15	4	2	49	67.9
NEW MEXICO	01/24/05	68-53	W	26-58	.448	6-23	.261	10-14	.714	11	29	40	35.9	16	18	10	5	6	68	67.9
UNIVERSITY OF UTAH	01/31/05	58-72	L	19-44	.432	5-11	.455	15-23	.652	9	11	20	35.1	22	10	12	4	8	58	67.4
at UNLV	02/05/05	82-72	Wot	24-59	.407	9-24	.375	25-33	.758	12	26	38	35.3	16	11	18	3	7	82	68.1
at SAN DIEGO STATE	02-07-05	58-66	L	21-46	.457	8-20	.400	8-14	.571	7	17	24	34.8	16	11	14	5	3	58	67.7
WYOMING	02/12/05	58-59	L	18-60	.300	8-26	.308	14-23	.609	17	25	42	35.1	23	8	11	1	6	58	67.2
COLORADO STATE	02/14/05	50-49	W	18-48	.375	6-17	.353	8-17	.471	13	17	30	34.9	15	9	14	4	8	50	66.6
at New Mexico	02/19/05	72-91	L	27-49	.551	6-16	.375	12-19	.632	11	14	25	34.5	21	17	17	3	9	72	66.8
at Air Force	2-21-05	39-70	L	14-50	.280	6-22	.273	5-8	.625	11	13	24	34.1	13	5	17	2	4	39	65.7
BYU Cougars		1775		622-1478	.421	186-521	.357	345-482	.716	307	614	921	34.1	485	332	399	93	163	1775	65.7
Opponents		1840		667-1516	.440	173-495	.349	333-491	.678	326	622	948	35.1	460	383	387	94	198	1840	68.1

Games played: 27
 Points/game: 65.7
 FG Pct: 42.1
 3FG Pct: 35.7
 FT Pct: 71.6

Rebounds/game: 34.1
 Assists/game: 12.3
 Turnovers/game: 14.8
 Assist/turnover ratio: 0.8
 Steals/game: 6.0
 Blocks/game: 3.4

2004-05 BYU Season Stats
 BYU Cougars Opponent Game-by-Game (as of Feb 22, 2005)
 All games

OPPONENT STATISTICS

Opponent	Date	Score	W/L	---TOTAL---		--3-PTRS--		FT-FTA		----REBOUNDS----				PF	A	TO	Blk	Stl	Pts	---Avg
				FG-FGA	Pct	3FG-FGA	Pct	Pct	Pct	Off	Def	Tot	Avg							
vs North Carolina	11-22-04	50-86	L	30-69	.435	8-26	.308	18-23	.783	14	28	42	42.0	17	19	12	1	15	86	86.0
vs Stanford	11-23-04	53-62	L	21-55	.382	2-11	.182	18-25	.720	11	23	34	38.0	23	13	11	4	7	62	74.0
vs Chaminade	11-24-04	77-56	W	22-53	.415	6-23	.261	6-13	.462	9	21	30	35.3	16	12	21	4	8	56	68.0
CALIFORNIA	11/27/04	64-67	L	26-58	.448	3-9	.333	12-22	.545	18	27	45	37.8	17	6	14	5	4	67	67.8
at Utah State	12/01/04	57-71	L	25-54	.463	3-17	.176	18-23	.783	12	21	33	36.8	11	13	9	4	8	71	68.4
at USC	12/04/04	82-87	L	32-67	.478	11-25	.440	12-17	.706	10	20	30	35.7	19	21	11	2	10	87	71.5
BOISE STATE UNIVERSIT	12/08/04	90-77	W	30-74	.405	10-28	.357	7-13	.538	14	25	39	36.1	22	17	14	3	2	77	72.3
vs Washington State U	12/11/04	46-49	L	16-49	.327	10-19	.526	7-11	.636	10	26	36	36.1	11	13	15	2	6	49	69.4
UTAH STATE	12/18/04	62-84	L	30-59	.508	9-18	.500	15-24	.625	18	28	46	37.2	18	22	15	4	8	84	71.0
NORTH CAROLINA STATE	12/21/04	61-72	L	28-60	.467	5-28	.179	11-16	.688	10	25	35	37.0	14	13	10	3	8	72	71.1
at Weber State	12-23-04	79-61	W	22-53	.415	5-15	.333	12-16	.750	14	14	28	36.2	12	9	14	0	1	61	70.2
SOUTHERN UTAH UNIVERS	12/28/04	77-52	W	17-47	.362	6-15	.400	12-17	.706	11	20	31	35.8	19	12	15	2	8	52	68.7
SANTA CLARA	12/31/04	87-74	W	26-64	.406	12-26	.462	10-16	.625	19	18	37	35.8	31	16	17	1	5	74	69.1
at Saint Mary's (CA)	01/04/05	51-72	L	28-63	.444	7-18	.389	9-17	.529	15	23	38	36.0	13	18	16	2	12	72	69.3
SAN DIEGO STATE	01/08/05	57-59	L	25-62	.403	2-14	.143	7-12	.583	11	22	33	35.8	16	17	12	2	8	59	68.6
MONTANA STATE-BILLING	01/11/05	110-70	W	23-70	.329	14-36	.389	10-12	.833	18	21	39	36.0	23	14	23	6	8	70	68.7
at Colorado State	1-15-05	67-74	L	22-45	.489	4-13	.308	26-38	.684	10	29	39	36.2	17	15	16	7	6	74	69.0
at Wyoming Cowboys	1-17-05	71-83	L	32-63	.508	9-23	.391	10-20	.500	12	27	39	36.3	17	15	13	4	4	83	69.8
AIR FORCE	01/22/05	49-52	L	21-43	.488	7-16	.438	3-4	.750	2	19	21	35.5	13	13	8	1	12	52	68.8
NEW MEXICO	01/24/05	68-53	W	18-55	.327	5-15	.333	12-18	.667	10	24	34	35.5	15	9	11	1	4	53	68.1
UNIVERSITY OF UTAH	01/31/05	58-72	L	26-42	.619	2-8	.250	18-23	.783	7	20	27	35.0	20	13	16	6	5	72	68.2
at UNLV	02/05/05	82-72	Wot	25-64	.391	3-17	.176	19-22	.864	15	26	41	35.3	20	15	19	8	7	72	68.4
at SAN DIEGO STATE	02-07-05	58-66	L	25-53	.472	4-13	.308	12-18	.667	14	18	32	35.2	13	13	13	3	7	66	68.3
WYOMING	02/12/05	58-59	L	21-44	.477	4-14	.286	13-22	.591	6	33	39	35.3	19	10	17	6	6	59	67.9
COLORADO STATE	02/14/05	50-49	W	18-52	.346	2-10	.200	11-14	.786	19	23	42	35.6	20	10	19	6	6	49	67.2
at New Mexico	02/19/05	72-91	L	31-50	.620	13-19	.684	16-23	.696	8	14	22	35.1	14	22	12	1	10	91	68.1
at Air Force	2-21-05	39-70	L	27-48	.563	7-19	.368	9-12	.750	9	27	36	35.1	10	13	14	6	13	70	68.1
Opponents		1840		667-1516	.440	173-495	.349	333-491	.678	326	622	948	35.1	460	383	387	94	198	1840	68.1
BYU Cougars		1775		622-1478	.421	186-521	.357	345-482	.716	307	614	921	34.1	485	332	399	93	163	1775	65.7

Games played: 27
 Points/game: 68.1
 FG Pct: 44.0
 3FG Pct: 34.9
 FT Pct: 67.8

Rebounds/game: 35.1
 Assists/game: 14.2
 Turnovers/game: 14.3
 Assist/turnover ratio: 1.0
 Steals/game: 7.3
 Blocks/game: 3.5

2004-05 BYU Season Stats
 BYU Cougars Game-by-Game Points-Rebounds-Assists (as of Feb 22, 2005)
 All games

Opponent	Date	Score	WL	01	02	03	04	05	10	12	13	20
				HALL,MIKE	ROSE,MIKE	YOUNG,KEE	BURGESS,J	REISMAN,J	NASHIF,TE	REICHERN,	AINGE,AUS	BURGESS,S
vs North Carolina	11-22-04	50-86	L	10- 4- 0	5- 1- 0	9-10- 0	DNP	DNP	3- 1- 4	DNP	6- 1- 1	4- 1- 0
vs Stanford	11-23-04	53-62	L	7- 6- 2	8- 2- 0	6- 4- 0	DNP	DNP	7- 1- 1	DNP	0- 0- 0	0- 1- 1
vs Chaminade	11-24-04	77-56	W	14- 6- 5	5- 0- 3	14- 6- 0	DNP	2- 0- 0	4- 4- 5	0- 0- 0	2- 4- 2	8- 3- 0
CALIFORNIA	11/27/04	64-67	L	23- 4- 2	1- 3- 1	6- 6- 2	DNP	DNP	8- 8- 5	DNP	2- 1- 0	6- 1- 0
at Utah State	12/01/04	57-71	L	19- 5- 3	3- 0- 0	4- 9- 2	DNP	DNP	0- 0- 1	DNP	15- 2- 3	2- 1- 0
at USC	12/04/04	82-87	L	13- 2- 1	13- 3- 0	0- 4- 0	DNP	DNP	0- 3-10	DNP	7- 0- 2	DNP
BOISE STATE UNIVERSITY	12/08/04	90-77	W	21- 9- 5	19- 3- 1	11- 8- 0	DNP	DNP	1- 1- 0	DNP	14- 5- 5	DNP
vs Washington State Uni	12/11/04	46-49	L	3- 1- 2	15- 2- 1	2- 3- 0	DNP	DNP	0- 0- 0	DNP	16- 2- 4	0- 0- 0
UTAH STATE	12/18/04	62-84	L	4- 4- 1	14- 1- 0	8- 7- 0	DNP	DNP	0- 0- 4	DNP	21- 2- 3	5- 0- 0
NORTH CAROLINA STATE	12/21/04	61-72	L	18- 4- 3	9- 1- 1	2-10- 3	DNP	DNP	0- 0- 1	DNP	9- 4- 8	0- 1- 0
at Weber State	12-23-04	79-61	W	23- 2- 4	0- 0- 0	14- 6- 4	DNP	DNP	0- 0- 0	DNP	9- 4- 3	0- 0- 0
SOUTHERN UTAH UNIVERSIT	12/28/04	77-52	W	12- 4- 3	14- 1- 1	6- 4- 1	0- 1- 1	DNP	0- 3- 0	3- 1- 1	14- 3- 5	6- 1- 0
SANTA CLARA	12/31/04	87-74	W	10- 1- 2	26- 3- 5	2- 3- 0	DNP	DNP	0- 0- 0	DNP	9- 7- 7	0- 0- 0
at Saint Mary's (CA)	01/04/05	51-72	L	12- 2- 1	6- 3- 2	6- 4- 1	DNP	DNP	5- 1- 0	0- 0- 0	6- 1- 2	0- 0- 1
SAN DIEGO STATE	01/08/05	57-59	L	16- 6- 1	7- 6- 2	0- 1- 0	DNP	DNP	0- 0- 0	DNP	9- 6- 5	0- 1- 0
MONTANA STATE-BILLINGS	01/11/05	110-70	W	14- 5- 1	14- 2- 3	10- 6- 0	3- 0- 0	DNP	10- 2- 2	4- 2- 0	10- 2- 8	6- 3- 4
at Colorado State	1-15-05	67-74	L	11- 3- 4	6- 1- 2	2- 3- 0	DNP	DNP	0- 1- 0	DNP	25- 3- 6	0- 0- 1
at Wyoming Cowboys	1-17-05	71-83	L	16- 3- 1	13- 3- 0	10- 5- 1	DNP	DNP	DNP	0- 1- 0	2- 4- 3	3- 2- 1
AIR FORCE	01/22/05	49-52	L	13- 3- 2	4- 0- 1	14-11- 0	DNP	DNP	DNP	DNP	5- 6- 6	0- 0- 0
NEW MEXICO	01/24/05	68-53	W	16- 8- 2	21- 3- 1	14- 7- 0	DNP	DNP	3- 2- 3	0- 0- 0	0- 4- 8	0- 1- 1
UNIVERSITY OF UTAH	01/31/05	58-72	L	4- 1- 1	3- 1- 0	10- 4- 2	0- 1- 0	DNP	0- 0- 2	0- 0- 0	15- 0- 5	0- 0- 0
at UNLV	02/05/05	82-72	WO	16- 2- 1	0- 1- 0	10- 6- 0	DNP	DNP	0- 0- 0	DNP	19- 3- 5	0- 1- 1
at SAN DIEGO STATE	02-07-05	58-66	L	24- 4- 2	2- 1- 1	8- 1- 0	DNP	DNP	0- 0- 0	DNP	4- 2- 3	0- 0- 0
WYOMING	02/12/05	58-59	L	9- 0- 2	6- 1- 1	7- 8- 1	DNP	DNP	0- 1- 0	DNP	10- 4- 3	0- 0- 0
COLORADO STATE	02/14/05	50-49	W	16- 2- 2	3- 2- 0	4- 4- 0	DNP	DNP	DNP	DNP	10- 6- 5	DNP
at New Mexico	02/19/05	72-91	L	19- 2- 2	3- 2- 4	DNP	0- 0- 0	DNP	0- 0- 2	4- 1- 1	9- 0- 4	5- 2- 0
at Air Force	2-21-05	39-70	L	6- 0- 0	0- 1- 0	DNP	0- 0- 0	DNP	5- 2- 2	1- 5- 2	5- 1- 0	9- 2- 1

Opponent	Date	Score	WL	23	34	41	43	44	52	54
				BALDERSON	BURGESS,D	MEADS,GAR	DAWES,DER	PLAISTED,	JENSEN,JA	MILES,CHR
vs North Carolina	11-22-04	50-86	L	DNP	0- 0- 0	2- 9- 1	1- 0- 0	2- 3- 1	8- 3- 1	0- 5- 0
vs Stanford	11-23-04	53-62	L	DNP	DNP	9- 5- 0	4-10- 0	1- 4- 0	11- 2- 0	DNP
vs Chaminade	11-24-04	77-56	W	DNP	DNP	DNP	10- 6- 1	0- 0- 0	16- 5- 0	2- 0- 0
CALIFORNIA	11/27/04	64-67	L	DNP	0- 0- 0	DNP	4- 8- 0	DNP	12- 2- 2	2- 1- 0
at Utah State	12/01/04	57-71	L	6- 0- 0	DNP	0- 2- 0	0- 2- 0	0- 0- 0	8- 4- 1	0- 1- 0
at USC	12/04/04	82-87	L	22- 1- 4	DNP	10- 8- 1	10- 5- 0	0- 1- 0	3- 5- 0	4- 2- 0
BOISE STATE UNIVERSITY	12/08/04	90-77	W	3- 2- 1	DNP	4- 3- 2	2- 3- 0	DNP	13- 5- 1	2- 1- 0
vs Washington State Uni	12/11/04	46-49	L	0- 0- 0	DNP	2-10- 2	6- 7- 1	DNP	0- 0- 0	2- 2- 1
UTAH STATE	12/18/04	62-84	L	2- 0- 1	DNP	4- 1- 1	0- 4- 0	DNP	4- 1- 0	0- 5- 0
NORTH CAROLINA STATE	12/21/04	61-72	L	DNP	DNP	4- 1- 0	5- 3- 0	DNP	14- 3- 0	0- 2- 0
at Weber State	12-23-04	79-61	W	0- 1- 0	DNP	10- 6- 0	7- 2- 1	DNP	16- 5- 3	0- 0- 0
SOUTHERN UTAH UNIVERSIT	12/28/04	77-52	W	11- 0- 2	DNP	DNP	10- 9- 1	DNP	2- 3- 0	0- 1- 3
SANTA CLARA	12/31/04	87-74	W	0- 1- 0	DNP	DNP	5- 5- 1	DNP	23- 5- 1	12- 3- 3
at Saint Mary's (CA)	01/04/05	51-72	L	5- 0- 0	DNP	DNP	9-10- 0	DNP	2- 7- 1	0- 2- 0
SAN DIEGO STATE	01/08/05	57-59	L	2- 1- 0	DNP	5- 6- 0	0- 3- 0	DNP	10- 7- 0	8- 5- 0
MONTANA STATE-BILLINGS	01/11/05	110-70	W	9- 3- 2	DNP	7-11- 1	DNP	DNP	16- 7- 0	7- 3- 2
at Colorado State	1-15-05	67-74	L	0- 0- 0	DNP	4- 4- 0	2- 2- 0	DNP	9-10- 0	8- 7- 1
at Wyoming Cowboys	1-17-05	71-83	L	9- 4- 0	DNP	3- 2- 0	11- 3- 0	DNP	4- 4- 1	0- 0- 0
AIR FORCE	01/22/05	49-52	L	5- 2- 2	DNP	6- 1- 0	0- 1- 0	DNP	2- 3- 0	DNP
NEW MEXICO	01/24/05	68-53	W	0- 3- 0	DNP	0- 0- 1	14-10- 2	DNP	DNP	0- 1- 0
UNIVERSITY OF UTAH	01/31/05	58-72	L	13- 2- 0	DNP	4- 4- 0	4- 2- 0	DNP	5- 3- 0	0- 0- 0
at UNLV	02/05/05	82-72	WO	23- 7- 3	DNP	0- 0- 0	9- 9- 1	DNP	3- 2- 0	2- 3- 0
at SAN DIEGO STATE	02-07-05	58-66	L	14- 1- 1	DNP	DNP	2- 5- 1	DNP	3- 4- 0	1- 4- 3
WYOMING	02/12/05	58-59	L	11- 7- 0	DNP	DNP	5- 5- 1	DNP	6- 4- 0	4- 6- 0
COLORADO STATE	02/14/05	50-49	W	8- 4- 0	DNP	DNP	3- 3- 0	DNP	3- 3- 1	3- 1- 1
at New Mexico	02/19/05	72-91	L	1- 2- 0	DNP	DNP	6- 6- 1	DNP	20- 5- 0	5- 2- 3
at Air Force	2-21-05	39-70	L	3- 4- 0	DNP	DNP	3- 2- 0	DNP	0- 0- 0	7- 3- 0

2004-05 BYU Season Stats
 BYU Cougars Game-by-Game Highs (as of Feb 22, 2005)
 All games

Opponent	Date	Score	WL	POINTS	REBOUNDS	ASSISTS	STEALS	BLOCKED SHOTS
vs North Carolina	11-22-04	50-86	L	10-HALL, Mike	10-YOUNG, Keena	4-NASHIF, Terry	2-MEADS, Garner	1-MILES, Chris YOUNG, Keena HALL, Mike MEADS, Garner
vs Stanford	11-23-04	53-62	L	11-JENSEN, Jared	10-DAWES, Derek	2-HALL, Mike	1-HALL, Mike JENSEN, Jared NASHIF, Terry	1-MEADS, Garner
vs Chaminade	11-24-04	77-56	W	16-JENSEN, Jared	6-YOUNG, Keena DAWES, Derek HALL, Mike	5-HALL, Mike NASHIF, Terry	4-HALL, Mike	3-BURGESS, Sam
CALIFORNIA	11/27/04	64-67	L	23-HALL, Mike	8-DAWES, Derek NASHIF, Terry	5-NASHIF, Terry	3-HALL, Mike	3-DAWES, Derek
at Utah State	12/01/04	57-71	L	19-HALL, Mike	9-YOUNG, Keena	3-HALL, Mike AINGE, Austin	2-AINGE, Austin YOUNG, Keena JENSEN, Jared	2-MEADS, Garner YOUNG, Keena
at USC	12/04/04	82-87	L	22-BALDERSON, Ji	8-MEADS, Garner	10-NASHIF, Terry	1-NASHIF, Terry HALL, Mike MEADS, Garner MILES, Chris AINGE, Austin	1-DAWES, Derek
BOISE STATE UNIVERSITY	12/08/04	90-77	W	21-HALL, Mike	9-HALL, Mike	5-HALL, Mike AINGE, Austin	2-JENSEN, Jared	2-MILES, Chris
vs Washington State Unive	12/11/04	46-49	L	16-AINGE, Austin	10-MEADS, Garner	4-AINGE, Austin	3-ROSE, Mike	2-DAWES, Derek
UTAH STATE	12/18/04	62-84	L	21-AINGE, Austin	7-YOUNG, Keena	4-NASHIF, Terry	2-ROSE, Mike	3-MILES, Chris
NORTH CAROLINA STATE	12/21/04	61-72	L	18-HALL, Mike	10-YOUNG, Keena	8-AINGE, Austin	3-HALL, Mike	1-MILES, Chris
at Weber State	12-23-04	79-61	W	23-HALL, Mike	6-YOUNG, Keena MEADS, Garner	4-HALL, Mike YOUNG, Keena	4-AINGE, Austin	2-YOUNG, Keena
SOUTHERN UTAH UNIVERSITY	12/28/04	77-52	W	14-AINGE, Austin ROSE, Mike	9-DAWES, Derek	5-AINGE, Austin	3-AINGE, Austin	2-DAWES, Derek
SANTA CLARA	12/31/04	87-74	W	26-ROSE, Mike	7-AINGE, Austin	7-AINGE, Austin	2-HALL, Mike AINGE, Austin	3-MILES, Chris
at Saint Mary's (CA)	01/04/05	51-72	L	12-HALL, Mike	10-DAWES, Derek	2-ROSE, Mike AINGE, Austin	2-AINGE, Austin	1-JENSEN, Jared MILES, Chris YOUNG, Keena
SAN DIEGO STATE	01/08/05	57-59	L	16-HALL, Mike	7-JENSEN, Jared	5-AINGE, Austin	4-AINGE, Austin	1-MILES, Chris
MONTANA STATE-BILLINGS	01/11/05	110-70	W	16-JENSEN, Jared	11-MEADS, Garner	8-AINGE, Austin	3-BURGESS, Sam NASHIF, Terry	2-YOUNG, Keena
at Colorado State	1-15-05	67-74	L	25-AINGE, Austin	10-JENSEN, Jared	6-AINGE, Austin	2-AINGE, Austin	1-MILES, Chris JENSEN, Jared
at Wyoming Cowboys	1-17-05	71-83	L	16-HALL, Mike	5-YOUNG, Keena	3-AINGE, Austin	2-HALL, Mike AINGE, Austin	2-DAWES, Derek YOUNG, Keena
AIR FORCE	01/22/05	49-52	L	14-YOUNG, Keena	11-YOUNG, Keena	6-AINGE, Austin	1-HALL, Mike ROSE, Mike	3-HALL, Mike
NEW MEXICO	01/24/05	68-53	W	21-ROSE, Mike	10-DAWES, Derek	8-AINGE, Austin	1-YOUNG, Keena ROSE, Mike HALL, Mike DAWES, Derek NASHIF, Terry AINGE, Austin	4-DAWES, Derek
UNIVERSITY OF UTAH	01/31/05	58-72	L	15-AINGE, Austin	4-YOUNG, Keena MEADS, Garner	5-AINGE, Austin	2-HALL, Mike YOUNG, Keena	2-HALL, Mike

2004-05 BYU Season Stats
 BYU Cougars Game-by-Game Highs (as of Feb 22, 2005)
 All games

Opponent	Date	Score	WL	POINTS	REBOUNDS	ASSISTS	STEALS	BLOCKED SHOTS
at UNLV	02/05/05	82-72	WO	23-BALDERSON, Ji	9-DAWES, Derek	5-AINGE, Austin	5-HALL, Mike	1-MEADS, Garner MILES, Chris DAWES, Derek
at SAN DIEGO STATE	02-07-05	58-66	L	24-HALL, Mike	5-DAWES, Derek	3-MILES, Chris AINGE, Austin	1-AINGE, Austin DAWES, Derek BURGESS, Sam	2-DAWES, Derek MILES, Chris
WYOMING	02/12/05	58-59	L	11-BALDERSON, Ji	8-YOUNG, Keena	3-AINGE, Austin	3-BALDERSON, Ji	1-YOUNG, Keena
COLORADO STATE	02/14/05	50-49	W	16-HALL, Mike	6-AINGE, Austin	5-AINGE, Austin	5-HALL, Mike	4-MILES, Chris
at New Mexico	02/19/05	72-91	L	20-JENSEN, Jared	6-DAWES, Derek	4-AINGE, Austin ROSE, Mike	3-HALL, Mike	1-HALL, Mike JENSEN, Jared MILES, Chris
at Air Force	2-21-05	39-70	L	9-BURGESS, Sam	5-REICHNER, Bro	2-REICHNER, Bro NASHIF, Terry	3-REICHNER, Bro	2-MILES, Chris

2004-05 BYU Season Stats
 BYU Cougars High/Low Analysis (as of Feb 22, 2005)
 All games

BYU Cougars - TEAM GAME HIGHS

POINTS.....	110	vs Montana State-Billings (01/11/05)
	90	vs Boise State University (12/08/04)
	87	vs Santa Clara (12/31/04)
	82	at UNLV (02/05/05)
	82	at USC (12/04/04)
FIELD GOALS MADE.....	40	vs Montana State-Billings (01/11/05)
	32	at Weber State (12-23-04)
FIELD GOAL ATTEMPTS.....	73	vs Montana State-Billings (01/11/05)
	69	at Colorado State (1-15-05)
FIELD GOAL PERCENTAGE.....	.604 (32-53)	at Weber State (12-23-04)
	.551 (27-49)	at New Mexico (02/19/05)
3 PT FIELD GOALS MADE.....	13	at USC (12/04/04)
	12	vs Southern Utah University (12/28/04)
3 PT FG ATTEMPTS.....	30	at Colorado State (1-15-05)
	26	vs Wyoming (02/12/05)
3 PT FG PERCENTAGE.....	.625 (10-16)	vs Montana State-Billings (01/11/05)
	.571 (12-21)	vs Southern Utah University (12/28/04)
FREE THROWS MADE.....	33	vs Santa Clara (12/31/04)
	25	at UNLV (02/05/05)
FREE THROW ATTEMPTS.....	36	vs Santa Clara (12/31/04)
	33	at UNLV (02/05/05)
FREE THROW PERCENTAGE.....	1.000 (10-10)	vs Chaminade (11-24-04)
	1.000 (9-9)	at Weber State (12-23-04)
	1.000 (3-3)	at Saint Mary's (CA) (01/04/05)
REBOUNDS.....	47	vs Montana State-Billings (01/11/05)
	47	vs San Diego State (01/08/05)
ASSISTS.....	23	vs Montana State-Billings (01/11/05)
	19	vs Santa Clara (12/31/04)
STEALS.....	12	vs Montana State-Billings (01/11/05)
	10	vs Chaminade (11-24-04)
BLOCKED SHOTS.....	7	vs Utah State (12/18/04)
	5	at SAN DIEGO STATE (02-07-05)
	5	vs New Mexico (01/24/05)
	5	at Wyoming Cowboys (1-17-05)
	5	vs Santa Clara (12/31/04)
	5	at Utah State (12/01/04)
	5	vs CALIFORNIA (11/27/04)
	5	vs Chaminade (11-24-04)
TURNOVERS.....	27	vs North Carolina (11-22-04)
	25	at Saint Mary's (CA) (01/04/05)
FOULS.....	29	at Colorado State (1-15-05)
	23	vs Wyoming (02/12/05)

2004-05 BYU Season Stats
 BYU Cougars High/Low Analysis (as of Feb 22, 2005)
 All games

Opponent - GAME HIGHS

POINTS.....	91	at New Mexico (02/19/05)
	87	at USC (12/04/04)
	86	vs North Carolina (11-22-04)
	84	vs Utah State (12/18/04)
	83	at Wyoming Cowboys (1-17-05)
FIELD GOALS MADE.....	32	at Wyoming Cowboys (1-17-05)
	32	at USC (12/04/04)
FIELD GOAL ATTEMPTS.....	74	vs Boise State University (12/08/04)
	70	vs Montana State-Billings (01/11/05)
FIELD GOAL PERCENTAGE.....	.620 (31-50)	at New Mexico (02/19/05)
	.619 (26-42)	vs University of Utah (01/31/05)
3 PT FIELD GOALS MADE.....	14	vs Montana State-Billings (01/11/05)
	13	at New Mexico (02/19/05)
3 PT FG ATTEMPTS.....	36	vs Montana State-Billings (01/11/05)
	28	vs North Carolina State (12/21/04)
	28	vs Boise State University (12/08/04)
3 PT FG PERCENTAGE.....	.684 (13-19)	at New Mexico (02/19/05)
	.526 (10-19)	vs Washington State University (12/11/04)
FREE THROWS MADE.....	26	at Colorado State (1-15-05)
	19	at UNLV (02/05/05)
FREE THROW ATTEMPTS.....	38	at Colorado State (1-15-05)
	25	vs Stanford (11-23-04)
FREE THROW PERCENTAGE.....	.864 (19-22)	at UNLV (02/05/05)
	.833 (10-12)	vs Montana State-Billings (01/11/05)
REBOUNDS.....	46	vs Utah State (12/18/04)
	45	vs CALIFORNIA (11/27/04)
ASSISTS.....	22	at New Mexico (02/19/05)
	22	vs Utah State (12/18/04)
STEALS.....	15	vs North Carolina (11-22-04)
	13	at Air Force (2-21-05)
BLOCKED SHOTS.....	8	at UNLV (02/05/05)
	7	at Colorado State (1-15-05)
TURNOVERS.....	23	vs Montana State-Billings (01/11/05)
	21	vs Chaminade (11-24-04)
FOULS.....	31	vs Santa Clara (12/31/04)
	23	vs Montana State-Billings (01/11/05)
	23	vs Stanford (11-23-04)

2004-05 BYU Season Stats
 BYU Cougars High/Low Analysis (as of Feb 22, 2005)
 All games

BYU Cougars - GAME LOWS

POINTS.....	39	at Air Force (2-21-05)
	46	vs Washington State University (12/11/04)
	49	vs Air Force (01/22/05)
	50	vs North Carolina (11-22-04)
	50	vs Colorado State (02/14/05)
FIELD GOALS MADE.....	14	at Air Force (2-21-05)
	17	vs Stanford (11-23-04)
	17	vs Washington State University (12/11/04)
FIELD GOAL ATTEMPTS.....	42	vs Air Force (01/22/05)
	44	vs University of Utah (01/31/05)
FIELD GOAL PERCENTAGE.....	.280 (14-50)	at Air Force (2-21-05)
	.300 (18-60)	vs Wyoming (02/12/05)
3 PT FIELD GOALS MADE.....	3	vs San Diego State (01/08/05)
	4	vs Stanford (11-23-04)
	4	at Wyoming Cowboys (1-17-05)
3 PT FG ATTEMPTS.....	11	at Weber State (12-23-04)
	11	vs University of Utah (01/31/05)
3 PT FG PERCENTAGE.....	.158 (3-19)	vs San Diego State (01/08/05)
	.222 (4-18)	at Wyoming Cowboys (1-17-05)
FREE THROWS MADE.....	3	at Saint Mary's (CA) (01/04/05)
	3	vs Air Force (01/22/05)
FREE THROW ATTEMPTS.....	3	at Saint Mary's (CA) (01/04/05)
	8	at Utah State (12/01/04)
	8	vs Air Force (01/22/05)
	8	at Air Force (2-21-05)
FREE THROW PERCENTAGE.....	.375 (3-8)	vs Air Force (01/22/05)
	.471 (8-17)	vs Colorado State (02/14/05)
REBOUNDS.....	20	vs University of Utah (01/31/05)
	24	at SAN DIEGO STATE (02-07-05)
	24	at Air Force (2-21-05)
ASSISTS.....	4	vs Stanford (11-23-04)
	5	at Air Force (2-21-05)
STEALS.....	2	vs Air Force (01/22/05)
	3	vs Stanford (11-23-04)
	3	at SAN DIEGO STATE (02-07-05)
BLOCKED SHOTS.....	1	vs Stanford (11-23-04)
	1	at USC (12/04/04)
	1	vs North Carolina State (12/21/04)
	1	vs San Diego State (01/08/05)
	1	vs Wyoming (02/12/05)
TURNOVERS.....	8	vs CALIFORNIA (11/27/04)
	8	at Weber State (12-23-04)
FOULS.....	12	vs Air Force (01/22/05)
	13	vs San Diego State (01/08/05)
	13	at Air Force (2-21-05)

2004-05 BYU Season Stats
 BYU Cougars High/Low Analysis (as of Feb 22, 2005)
 All games

Opponent - GAME LOWS

POINTS.....	49	vs Washington State University (12/11/04)
	49	vs Colorado State (02/14/05)
	52	vs Southern Utah University (12/28/04)
	52	vs Air Force (01/22/05)
	53	vs New Mexico (01/24/05)
FIELD GOALS MADE.....	16	vs Washington State University (12/11/04)
	17	vs Southern Utah University (12/28/04)
FIELD GOAL ATTEMPTS.....	42	vs University of Utah (01/31/05)
	43	vs Air Force (01/22/05)
FIELD GOAL PERCENTAGE.....	.327 (16-49)	vs Washington State University (12/11/04)
	.327 (18-55)	vs New Mexico (01/24/05)
3 PT FIELD GOALS MADE.....	2	vs Stanford (11-23-04)
	2	vs San Diego State (01/08/05)
	2	vs University of Utah (01/31/05)
	2	vs Colorado State (02/14/05)
3 PT FG ATTEMPTS.....	8	vs University of Utah (01/31/05)
	9	vs CALIFORNIA (11/27/04)
3 PT FG PERCENTAGE.....	.143 (2-14)	vs San Diego State (01/08/05)
	.176 (3-17)	at Utah State (12/01/04)
	.176 (3-17)	at UNLV (02/05/05)
FREE THROWS MADE.....	3	vs Air Force (01/22/05)
	6	vs Chaminade (11-24-04)
FREE THROW ATTEMPTS.....	4	vs Air Force (01/22/05)
	11	vs Washington State University (12/11/04)
FREE THROW PERCENTAGE.....	.462 (6-13)	vs Chaminade (11-24-04)
	.500 (10-20)	at Wyoming Cowboys (1-17-05)
REBOUNDS.....	21	vs Air Force (01/22/05)
	22	at New Mexico (02/19/05)
ASSISTS.....	6	vs CALIFORNIA (11/27/04)
	9	at Weber State (12-23-04)
	9	vs New Mexico (01/24/05)
STEALS.....	1	at Weber State (12-23-04)
	2	vs Boise State University (12/08/04)
BLOCKED SHOTS.....	0	at Weber State (12-23-04)
	1	vs North Carolina (11-22-04)
	1	vs Santa Clara (12/31/04)
	1	vs Air Force (01/22/05)
	1	vs New Mexico (01/24/05)
	1	at New Mexico (02/19/05)
TURNOVERS.....	8	vs Air Force (01/22/05)
	9	at Utah State (12/01/04)
FOULS.....	10	at Air Force (2-21-05)
	11	at Utah State (12/01/04)
	11	vs Washington State University (12/11/04)

2004-05 BYU Season Stats
 BYU Cougars High/Low Analysis (as of Feb 22, 2005)
 All games

BYU Cougars - INDIVIDUAL GAME HIGHS

POINTS.....	26	ROSE, Mike vs Santa Clara (12/31/04)
	25	AINGE, Austin at Colorado State (1-15-05)
	24	HALL, Mike at SAN DIEGO STATE (02-07-05)
	23	BALDERSON, Jimmy at UNLV (02/05/05)
	23	JENSEN, Jared vs Santa Clara (12/31/04)
	23	HALL, Mike at Weber State (12-23-04)
	23	HALL, Mike vs CALIFORNIA (11/27/04)
FIELD GOALS MADE.....	9	JENSEN, Jared at New Mexico (02/19/05)
	9	HALL, Mike at Weber State (12-23-04)
FIELD GOAL ATT.....	18	HALL, Mike vs New Mexico (01/24/05)
	18	HALL, Mike vs CALIFORNIA (11/27/04)
FG PCT (min 5 made).....	.900 (9-10)	JENSEN, Jared at New Mexico (02/19/05)
	.857 (6-7)	DAWES, Derek vs New Mexico (01/24/05)
3 PT FG MADE.....	6	ROSE, Mike vs Boise State University (12/08/04)
	5	BALDERSON, Jimmy at UNLV (02/05/05)
	5	ROSE, Mike vs New Mexico (01/24/05)
	5	AINGE, Austin at Colorado State (1-15-05)
	5	HALL, Mike at Weber State (12-23-04)
	5	BALDERSON, Jimmy at USC (12/04/04)
3 PT FG ATTEMPTS.....	9	HALL, Mike vs Wyoming (02/12/05)
	9	BALDERSON, Jimmy at UNLV (02/05/05)
	9	ROSE, Mike vs New Mexico (01/24/05)
	9	AINGE, Austin at Colorado State (1-15-05)
	9	ROSE, Mike at Colorado State (1-15-05)
	9	ROSE, Mike vs Washington State University (12/11/04)
	9	ROSE, Mike vs Boise State University (12/08/04)
	9	AINGE, Austin at Utah State (12/01/04)
3-PT FG PCT (min 2 made).....	1.000 (4-4)	HALL, Mike at SAN DIEGO STATE (02-07-05)
	1.000 (2-2)	NASHIF, Terry vs Montana State-Billings (01/11/05)
FREE THROWS MADE.....	9	JENSEN, Jared vs Santa Clara (12/31/04)
	8	HALL, Mike at UNLV (02/05/05)
	8	HALL, Mike vs San Diego State (01/08/05)
	8	ROSE, Mike vs Santa Clara (12/31/04)
FREE THROW ATT.....	11	ROSE, Mike vs Santa Clara (12/31/04)
	11	DAWES, Derek vs Southern Utah University (12/28/04)
FT PCT (min 5 made).....	1.000 (9-9)	JENSEN, Jared vs Santa Clara (12/31/04)
	1.000 (8-8)	HALL, Mike vs San Diego State (01/08/05)
	1.000 (6-6)	JENSEN, Jared vs North Carolina State (12/21/04)
REBOUNDS.....	11	YOUNG, Keena vs Air Force (01/22/05)
	11	MEADS, Garner vs Montana State-Billings (01/11/05)
ASSISTS.....	10	NASHIF, Terry at USC (12/04/04)
	8	AINGE, Austin vs New Mexico (01/24/05)
	8	AINGE, Austin vs Montana State-Billings (01/11/05)
	8	AINGE, Austin vs North Carolina State (12/21/04)
STEALS.....	5	HALL, Mike vs Colorado State (02/14/05)
	5	HALL, Mike at UNLV (02/05/05)
BLOCKED SHOTS.....	4	MILES, Chris vs Colorado State (02/14/05)
	4	DAWES, Derek vs New Mexico (01/24/05)
TURNOVERS.....	8	NASHIF, Terry vs North Carolina (11-22-04)
FOULS.....	5	BALDERSON, Jimmy vs Wyoming (02/12/05)
	5	DAWES, Derek at SAN DIEGO STATE (02-07-05)
	5	BALDERSON, Jimmy at SAN DIEGO STATE (02-07-05)
	5	DAWES, Derek vs University of Utah (01/31/05)