

No. 19 All-Time Wins • 36th All-Time Winning Percentage • 2 National Titles • 26 Conference Titles • 21 NCAA Tournaments • 30 Postseason Invitations  
 1 National Player of the Year • 2 Basketball Hall of Fame Inductees • 40 All-America Citations • 43 NBA Draft Selections • 96 All-Conference Citations

# 2004-05 COUGAR BASKETBALL

## Game 30 — BYU vs. New Mexico

### 2004-05 BYU SCHEDULE / RESULTS

#### NOVEMBER

|           |   |       |   |
|-----------|---|-------|---|
| 5 (Fri.)  | BYU-Hawaii (exhibition)                     | 85-70 | W |
| 12 (Fri.) | Calgary (exhibition)                        | 86-52 | W |
| 22-24     | EA Sports Maui Invitational in Maui, Hawaii |       |   |
| 22 (Mon.) | vs. North Carolina (ESPN2)                  | 50-86 | L |
| 23 (Tue.) | vs. Stanford                                | 53-62 | L |
| 24 (Wed.) | vs. Chaminade                               | 77-56 | W |
| 27 (Sat.) | California (Comcast)                        | 64-67 | L |

#### DECEMBER

|           |                               |       |   |
|-----------|-------------------------------|-------|---|
| 1 (Wed.)  | @ Utah State (KJZZ)           | 57-71 | L |
| 4 (Sat.)  | @ USC (Fox Sports Net 2)      | 82-87 | L |
| 8 (Wed.)  | Boise State (KBCL-TV)         | 90-77 | W |
| 11 (Sat.) | vs. Wash. St. @ Delta Center  | 46-49 | L |
| 18 (Sat.) | Utah State (SWP)              | 62-84 | L |
| 21 (Tue.) | North Carolina St. (SWP,FSNS) | 61-72 | L |
| 23 (Thu.) | @ Weber State                 | 79-61 | W |
| 28 (Tue.) | Southern Utah                 | 77-52 | W |
| 31 (Fri.) | Santa Clara                   | 87-74 | W |

#### JANUARY

|           |                            |        |   |
|-----------|----------------------------|--------|---|
| 4 (Tue.)  | @ Saint Mary's (Comcast)   | 51-72  | L |
| 8 (Sat.)  | *San Diego State (SWP-KSL) | 57-59  | L |
| 11 (Tue.) | Montana State-Billings     | 110-70 | W |
| 15 (Sat.) | *@ Colorado State (ESPN+)  | 67-74  | L |
| 17 (Mon.) | *@ Wyoming (ESPN)          | 71-83  | L |
| 22 (Sat.) | *Air Force (ABC)           | 49-52  | L |
| 24 (Mon.) | *New Mexico (SWP-UPN)      | 68-53  | W |
| 31 (Mon.) | *Utah (ESPN)               | 58-72  | L |

#### FEBRUARY

|           |                            |            |   |
|-----------|----------------------------|------------|---|
| 5 (Sat.)  | *@ UNLV (ESPN+)            | 82-72 (OT) | W |
| 7 (Mon.)  | *@ San Diego St. (SWP-UPN) | 58-66      | L |
| 12 (Sat.) | *Wyoming (SWP-KSL)         | 58-59      | L |
| 14 (Mon.) | *Colorado State (SWP-UPN)  | 50-49      | W |
| 19 (Sat.) | *@ New Mexico (SWP-KSL)    | 72-91      | L |
| 21 (Mon.) | *@ Air Force (SWP-UPN)     | 39-70      | L |
| 26 (Sat.) | *@ Utah (ESPN+)            | 60-69      | L |

#### MARCH

|          |                          |       |        |
|----------|--------------------------|-------|--------|
| 5 (Sat.) | *UNLV (SWP-KSL)          | 66-76 | L      |
| 10-12    | @ MWC Tournament, Denver |       |        |
| 10       | vs. New Mexico (ESPN+)   |       | 7 p.m. |

Times are local to site

### BYU FACES NEW MEXICO THURSDAY AT 7 P.M. IN MWC TOURNAMENT

As the No. 7 seed, BYU (9-20, 3-11 MWC) faces No. 2-seed New Mexico (23-6, 10-4 MWC) Thursday in its opening-round matchup at the 2005 Mountain West Conference Men's Basketball Championship. The Cougars and Lobos tip off at 7 p.m. in the Pepsi Center in Denver. The game will be broadcast by ESPN+Plus, which is available in Utah on KJZZ-TV. The telecast is also available nationally via ESPN FULL COURT. The radio broadcast can be heard on KSL Newsradio 1160 (KSL.com).

### 2005 MOUNTAIN WEST CONFERENCE MEN'S BASKETBALL CHAMPIONSHIP



### BYU GAME #30 FAST FACTS

### BYU COUGARS (9-20, 3-11 MWC) vs. NEW MEXICO LOBOS (23-6, 10-4 MWC)

THURSDAY, MARCH 10, 2005  
PEPSI CENTER (19,099)  
DENVER 7:04 p.m. MST

Coaches: .BYU, Steve Cleveland (138-107 in eighth season; same overall)

.....UNM, Ritchie McKay (47-38 in third season; 132-127 in ninth year overall)

Series: ...BYU leads, 67-49 (The two teams split the regular-season series with home wins)

TV: .....ESPN+ (KJZZ-TV, channel 14, in Salt Lake City, and available nationally via ESPN FULL COURT with Rich Waltz calling play-by-play and Irv Brown adding analysis)

Radio: ...KSL 1160, BYU Sports Network (Greg Wrubell calls play-by-play with Mark Durrant adding commentary)

Web: ....Live audio and live stats are available at [byucougars.com/basketball\\_m/](http://byucougars.com/basketball_m/) (see upcoming schedule)

### BYU'S PROJECTED STARTERS:

| POS. # | NAME            | HT.  | WT. | YR. | HOMETOWN / LAST TEAM                     | PPG  | RPG | NOTE  |
|--------|-----------------|------|-----|-----|--|------|-----|---|
| F/C 54 | Chris Miles     | 6-11 | 235 | Fr. | Provo, UT / Timpview HS                  | 2.8  | 2.4 | Has six starts this year; including Saturday vs. UNLV |
| F/C 52 | Jared Jensen    | 6-9  | 250 | Sr. | West Haven, UT / Fremont HS              | 8.1  | 4.0 | 20 points (9-10 shooting) at UNM, 20 starts this year |
| G/F 23 | Jimmy Balderson | 6-6  | 200 | So. | Magrath, Alberta / Magrath HS            | 6.7  | 2.1 | Started the last 12 games and 15 overall this year    |
| G/F 1  | Mike Hall       | 6-3  | 205 | Sr. | San Bernardino, CA / Dixie State College | 13.9 | 3.5 | Top returning scorer; 2005 All-MWC Third Team         |
| G 13   | Austin Ainge    | 6-2  | 180 | So. | Gilbert, AZ / Highland HS                | 9.7  | 2.9 | 4.0 apg is No. 3 in MWC, 2005 MWC Honorable Mention   |

### BYU OFF THE BENCH:

| POS. # | NAME           | HT.  | WT. | YR. | HOMETOWN / LAST TEAM                    | PPG | RPG | NOTE   |
|--------|----------------|------|-----|-----|---|-----|-----|--|
| G 2    | Mike Rose      | 6-2  | 185 | So. | Houston, TX / Spring Woods HS           | 7.8 | 1.7 | Leads team and is 3rd in MWC with 55 three-pointers            |
| F 3    | Keena Young    | 6-6  | 205 | So. | Beaumont, TX / South Plains College     | 7.2 | 5.6 | Out (broken hand), leads team in rebounds per game             |
| F 4    | Joshua Burgess | 6-8  | 230 | Jr. | Irvine, CA / Irvine Valley College      | 0.6 | 0.4 | Has seen late action in five games, last at AFA                |
| G 10   | Terry Nashif   | 5-10 | 165 | Sr. | Vancouver, WA / Evergreen HS            | 2.0 | 1.2 | Senior captain adds 1.7 assists per game                       |
| G 12   | Brock Reichner | 6-4  | 205 | Jr. | Provo, UT / Salt Lake Community College | 2.2 | 1.2 | Playing more the last 4 games, career-high 9 points at Utah    |
| G 20   | Sam Burgess    | 6-3  | 190 | So. | Alpine, UT / Snow College               | 2.2 | 0.9 | Has seen action at both guard positions, 9 points at AFA       |
| F 41   | Garner Meads   | 6-8  | 225 | So. | Salt Lake City, UT / Brighton HS        | 4.4 | 4.3 | Doubtful (leg) - missed last 7 games, 12 overall due to injury |
| C 43   | Derek Dawes    | 6-11 | 265 | So. | Salt Lake City, UT / Cottonwood HS      | 4.8 | 4.5 | Started in nine of the last 10 games                           |



**BYU CONFERENCE TOURNAMENT RESULTS**

|                |                                   |                     |
|----------------|-----------------------------------|---------------------|
| 3/9/84         | v. New Mexico (at El Paso)        | 55-64 L             |
| 3/04/85        | Air Force (at Provo)              | 79-82 L             |
| 3/06/86        | v. New Mexico                     | 68-79 L             |
| 3/05/87        | v. Air Force (in Alb.)            | 82-79 (OT) W        |
| 3/06/87        | at New Mexico                     | 86-93 L             |
| 3/10/88        | Hawaii (in Provo)                 | 76-74 W             |
| 3/11/88        | UTEP                              | 63-66 L             |
| 3/10/89        | v. Hawaii (in SLC)                | 69-72 L             |
| 3/8/90         | v. Utah (in El Paso)              | 61-62 (OT) L        |
| 3/7/91         | v. CSU (in Laramie)               | 69-56 W             |
| 3/8/91         | v. Hawaii                         | 73-71 (OT) W        |
| <u>3/9/91</u>  | <u>v. Utah</u>                    | <u>51-49 (OT) W</u> |
| 3/12/92        | v. Air Force (in Ft Collins)      | 72-51 W             |
| 3/13/92        | v. Utah                           | 75-62 W             |
| <u>3/14/92</u> | <u>v. UTEP</u>                    | <u>73-71 W</u>      |
| 3/11/93        | v. Hawaii (in SLC)                | 85-71 W             |
| 3/12/93        | v. New Mexico                     | 59-68 L             |
| 3/10/94        | v. Utah (in SLC)                  | 96-65 W             |
| 3/11/94        | v. Fresno State                   | 87-72 W             |
| <u>3/12/94</u> | <u>v. Hawaii</u>                  | <u>66-73 L</u>      |
| 3/9/95         | v. CSU (in Albuquerque)           | 73-75 L             |
| 3/7/96         | v. CSU (in Albuquerque)           | 84-100 L            |
| 3/3/98         | v. Tulsa (in Las Vegas)           | 56-59 L             |
| 3/2/99         | v. TCU (in Las Vegas)             | 90-74 W             |
| 3/4/99         | v. Utah                           | 62-81 L             |
| 3/9/00         | v. New Mexico (in Las Vegas)      | 55-43 W             |
| 3/10/00        | v. Utah                           | 58-54 W             |
| <u>3/11/00</u> | <u>at UNLV</u>                    | <u>56-79 L</u>      |
| 3/8/01         | v. Air Force (in Las Vegas)       | 69-54 W             |
| 3/9/01         | v. Wyoming                        | 77-66 W             |
| <u>3/10/01</u> | <u>v. New Mexico</u>              | <u>69-65 W</u>      |
| 3/7/02         | v. San Diego State (in Las Vegas) | 51-62 L             |
| 3/13/03        | v. New Mexico (in Las Vegas)      | 71-56 W             |
| 3/14/03        | v. Colorado State (OT)            | 80-86 L             |
| 3/11/04        | v. Wyoming (in Denver)            | 79-74 W             |
| 3/12/04        | v. Utah                           | 51-54 L             |

\*tournament finals results are underscored

**BYU Conference Tournament Breakdown**

|                              |                     |
|------------------------------|---------------------|
| Conference Tournament Record | .19-17 (7-4 in MWC) |
| First Round Record           | .11-9 (4-1 in MWC)  |
| Second Round Record          | .5-6 (2-2 in MWC)   |
| Championship Finals Record   | .3-2 (1-1 in MWC)   |
| WAC Tournament Record        | .12-13              |
| MWC Tournament Record        | .7-4                |
| Tournament Record (NEUTRAL)  | .18-13              |
| Tournament Record (HOME)     | .1-2                |
| Tournament Record (AWAY)     | .0-2                |

**BYU Record in the Conference Tournament vs.**

|                 |                |
|-----------------|----------------|
| Air Force       | .3-1 (1-0 MWC) |
| Colorado State  | .1-3 (0-1 MWC) |
| New Mexico      | .3-4 (3-0 MWC) |
| San Diego State | .0-1 (0-1 MWC) |
| UNLV            | .0-1 (0-1 MWC) |
| Utah            | .4-3 (1-1 MWC) |
| Wyoming         | .2-0 (2-0 MWC) |

**BYU Record in MWC Tournament as the ...**

|                               |          |
|-------------------------------|----------|
| No. 1 Seed                    | .....    |
| No. 2 Seed (2001, 2003, 2004) | .....5-2 |
| No. 3 Seed                    | .....    |
| No. 4 Seed (2002)             | .....0-1 |
| No. 5 Seed                    | .....    |
| No. 6 Seed (2000)             | .....2-1 |
| No. 7 Seed                    | .....    |
| No. 8 Seed                    | .....    |

**BYU Players Named to MWC All-Tournament Team**

|      |                                       |
|------|---------------------------------------|
| 2000 | .....Terrell Lyday, Jr., Guard        |
| 2001 | .....Mekeli Wesley, Sr. Forward - MVP |
| 2002 | .....Terrell Lyday, Sr., Guard        |
| 2003 | .....                                 |
| 2004 | .....Rafael Araujo, Sr., Center       |

**COUGAR QUICK HITS**

- BYU (9-20, 3-11 MWC) was 6-8 at home, 2-9 away and 1-3 on a neutral floor in the regular season.
- BYU has played the MWC's toughest schedule the past two seasons and has faced the toughest schedule on average than any MWC team over the past six seasons. This year BYU played four games against teams ranked in the top-25 (North Carolina, NC State and Utah). BYU's schedule this season included four Pac-10 opponents, two ACC teams, Utah State twice and a road contest at St. Mary's.
- BYU had held the lead or been tied in the second half of every league game but at UNM and at AFA. Overall, 10 of BYU's losses have been single-digit setbacks, including six by five points or less and five defeats of three-points or less. Eight of BYU nine wins had been double-digit victories, including its overtime win at UNLV. It's last win was a one-point victory at home over Colorado State on Feb. 14.
- BYU has lost its last four games, its longest losing streak since 1999.
- The 10 BYU players averaging double-digit minutes this season include six sophomores, three seniors and one freshman. Only three players - seniors Mike Hall and Jared Jensen and sophomore Garner Meads - averaged more than 10 minutes during a prior season as a Cougar. Of BYU's freshmen top-20 signing class, only F/C Chris Miles is currently playing as David Burgess (ankles) and Trent Plaisted (knees) are out while top guard prospect and Arizona Player of the Year Lee Cummard has not been with the team this year after opting to serve an LDS Church mission. After returning early, he will join BYU next season.
- Jared Jensen went 9-of-10 from the floor to score 20 points in 21 minutes of play in the Pit against UNM, despite missing practice with the flu and not feeling 100 percent. His nine field goals made set a new career high.

**BYU IN THE TOURNAMENT**

The Cougars have a 7-4 Mountain West tournament record. BYU's seven wins is second to UNLV's nine tournament victories. BYU advanced to the finals in the first two years of the MWC tournament, winning the title over UNM in 2001 after losing to host UNLV in 2000. Overall, BYU has a 19-17 record in conference tournament games, which includes a 12-13 record in WAC tournament games.

**OPENING THE TOURNAMENT**

BYU has won the opening game in four of the last five postseason conference tournaments (including a 90-74 upset over soon-to-be MWC member TCU in the WAC Tournament in 1999). BYU's only MWC Tournament loss in the opening round was as the fourth seed in 2002 when the No. 5-seed San Diego State Aztecs knocked off the Cougars. Two of BYU's four opening-round MWC tournament victories have been over New Mexico.

**BYU AGAINST NEW MEXICO IN THE TOURNAMENT**

BYU has played New Mexico more than any other team in the five years of the MWC Tournament. The Cougars have a perfect 3-0 record against the Lobos in their three tournament matchups. Two of BYU's four opening-round MWC tournament victories have been over New Mexico. BYU upset the Lobos as the sixth seed in 2000, 55-43, and downed UNM, 71-56, as the favored No. 2 seed in 2003. The Cougars and Lobos other meeting was for the 2001 title, with No. 2 BYU edging the No. 4 Lobos, 69-65, thanks to the MVP efforts of BYU's Mekeli Wesley, who scored 30 points on 11-of-12 shooting.

**IF THE HISTORY OF THE TOURNAMENT HOLDS TRUE**

If the history of the first five years of the Mountain West Tournament hold true, BYU or the team that is able to beat the Cougars will win the 2005 MWC Tournament. After losing in the title game to host UNLV at the inaugural MWC Tournament in 2000, BYU won the title in 2001. The past three years the Cougars were knocked out by the eventual champion. BYU was defeated by San Diego State in the 2002 quarterfinals before back-to-back semifinal loses the past two years to 2003 champion Colorado State and 2004 champion Utah.

**BYU SEEDS AT MWC TOURNAMENT**

BYU is the No. 7 seed at the MWC Tournament for the first time. BYU has been the sixth seed once (advanced to the finals in 2000), the fourth seed once (only first-round exit with loss to eventual champion San Diego State in 2002), and the second seed three times (5-2 combined record in 2001, 2003 and 2004, including 2001 title).

**FRUITS OF THE SEEDS**

In the first five years of the MWC Tournament, the teams with the No. 2 seed boast the best overall record with a 7-4 mark. The No. 1 seeds have gone 5-4, the same record as the No. 6 seeds. The third-seeded teams have earned a 6-4 record while the No. 4 teams have gone 6-5. Fifth-seeded teams have an even 4-4 mark. The teams with the worst seed, No. 8, have a 1-4 record while the No. 7 teams have never won a game, going 0-5. The tournament title has been won by the top seed once (UNLV in 2000); the second seed once (BYU in 2001); the third seed once (Utah in 2004); the fifth seed once (San Diego State in 2002); and the sixth seed once (Colorado State in 2004).

**BYU TOURNAMENT TITLES**

BYU won the MWC Tournament title in 2001. BYU won WAC Tournament titles in 1992 when the Cougars' Kevin Nixon hit a dramatic three-quarter-court shot at the buzzer to defeat UTEP, 73-71, in Fort Collins, Colo. BYU won its first WAC Tournament title in 1991 with an overtime win over Utah. The Cougars also won the postseason conference playoff series in the Rocky Mountain Conference in 1924 (defeated Colorado College, 2-1) and 1933 (defeated Wyoming, 2-1).



**BYU SERIES RECORD VS.**

**NEW MEXICO**

Overall Series Record: BYU leads 67-49  
 BYU Record in Provo: 39-15 (22-12 in the Marriott Center)  
 BYU Record in Albuquerque: 24-31 (14-26 in The Pit)  
 BYU Record at Neutral Sites: 4-3  
 BYU Record under Steve Cleveland: 11-8  
 BYU Record in Overtime Games: 1-3 (1-1 Rd, 0-2 Hm)  
 Last Overtime Game: 1994, lost in Provo, 82-84  
 Longest BYU Win Streak: 14 (1950-57)  
 Longest New Mexico Win Streak: 5 (1996-98)  
 Largest BYU Margin of Victory: 30, 92-62 two times in 1955 and 1959  
 Largest New Mexico Margin of Victory: 42, 74-32 in 1997  
 Most Points Scored by BYU: 100 in 1979  
 Most Points Scored by New Mexico: 102 in 1987

**RECENT SERIES RESULTS**

| Date    | Opponent           | Score  | W/L |
|---------|--------------------|--------|-----|
| 3-9-84  | vs. New Mexico+    | 55-64  | L   |
| 1-5-85  | New Mexico         | 70-76  | L   |
| 2-7-85  | at New Mexico      | 74-76  | L   |
| 1-4-86  | at New Mexico      | 57-60  | L   |
| 2-14-86 | New Mexico         | 74-67  | W   |
| 3-6-86  | vs. New Mexico     | 68-79  | L   |
| 1-10-87 | at New Mexico      | 89-102 | L   |
| 2-5-87  | New Mexico         | 98-73  | W   |
| 3-6-87  | at New Mexico+     | 86-93  | L   |
| 1-23-88 | at New Mexico      | 89-82  | W   |
| 3-3-88  | New Mexico         | 89-82  | W   |
| 1-5-89  | at New Mexico      | 84-88  | L   |
| 2-18-89 | New Mexico         | 90-79  | W   |
| 1-13-90 | New Mexico         | 79-78  | W   |
| 2-15-90 | at New Mexico      | 51-60  | L   |
| 1-12-91 | New Mexico         | 72-65  | W   |
| 2-14-91 | at New Mexico      | 83-76  | W   |
| 1-30-92 | New Mexico         | 85-65  | W   |
| 2-22-92 | at New Mexico (OT) | 84-95  | L   |
| 1-4-93  | New Mexico         | 70-56  | W   |
| 3-6-93  | at New Mexico      | 76-79  | L   |
| 3-12-93 | vs. New Mexico+    | 59-68  | L   |
| 1-3-94  | at New Mexico      | 68-74  | L   |
| 3-3-94  | New Mexico (OT)    | 82-84  | L   |
| 1-28-95 | New Mexico         | 81-63  | W   |
| 2-4-95  | at New Mexico      | 74-72  | W   |
| 1-25-96 | at New Mexico      | 77-83  | L   |
| 2-1-96  | New Mexico         | 81-83  | L   |
| 2-3-97  | at New Mexico      | 32-74  | L   |
| 2-27-97 | New Mexico         | 48-90  | L   |
| 1-29-98 | New Mexico         | 54-72  | L   |
| 2-26-98 | at New Mexico      | 83-62  | W   |
| 1-30-99 | at New Mexico      | 68-78  | L   |
| 2-25-99 | New Mexico         | 64-85  | L   |
| 1-29-00 | at New Mexico      | 69-78  | L   |
| 2-17-00 | New Mexico         | 74-78  | L   |
| 3-9-00  | vs. New Mexico^    | 55-43  | W   |
| 2-3-01  | New Mexico         | 65-49  | W   |
| 3-1-01  | at New Mexico      | 72-67  | W   |
| 3-10-01 | vs. New Mexico^    | 69-65  | W   |
| 1-19-02 | at New Mexico      | 58-73  | L   |
| 2-16-02 | New Mexico         | 68-62  | W   |
| 2-01-03 | New Mexico         | 80-64  | W   |
| 3-03-03 | at New Mexico      | 91-81  | W   |
| 3-13-03 | vs. New Mexico     | 71-56  | W   |
| 1-26-04 | at New Mexico      | 63-65  | L   |
| 2-21-04 | New Mexico         | 88-71  | W   |
| 1-24-05 | New Mexico         | 68-53  | W   |
| 2-19-05 | at New Mexico      | 72-91  | L   |

\* Conference Tournament  
 + WAC Tournament  
 ^ MWC Tournament

**LOOKING AT NEW MEXICO**

New Mexico finished the regular season with a 23-6 overall record and a 10-4 Mountain West Conference mark, earning the second seed. The Lobos enter the MWC Tournament on a six-game winning streak, including a victory over No. 15 Utah. All-MWC First Team senior Danny Granger, who missed three games this season including an earlier matchup with BYU, leads the Lobos and the MWC in steals, ranks second in the league in points and blocked shots and third in rebounding. Granger averages 18.3 ppg and pulls down 8.5 rpg. All-MWC Third Team pick Troy DeVries is the Lobos' second-leading scorer, averaging 11.6 points per game, and leads New Mexico with 2.8 assists. DeVries is the MWC's leading three-point scorer, connecting on 68 treys and averaging 2.7 per game. His .475 three-point percentage ranks sixth in the nation among players making at least 2.5 threes per game. Junior forward David Chiotti, a third-team selection, and junior guard Mark Walters, who was MWC honorable mention, are tied for third in scoring for the Lobos as each averages 10.6 points per game. Chiotti is also shooting 56.4 percent from the field to lead the Lobos. Senior Alfred Neale, an All-MWC honorable mention forward, is fourth in scoring at 10.0 ppg. New Mexico is shooting 50 percent from the field, which ranks eighth in the nation, and boasts the nation's 14th-best three-point percentage at .393. The Lobos lead the MWC in scoring with 76.7 points per game, which is 26th in the country. Ritchie McKay is in his third season at the helm for the Lobos and has a 47-38 career record at New Mexico. McKay is 19-23 in MWC games and 0-2 in the conference tournament.

**LAST OUTING - LOBOS END SEASON ON A HIGH NOTE**

ALBUQUERQUE, N.M. - Danny Granger scored 19 points and New Mexico used a 17-0 run in the second half to rally for a 72-61 win over Colorado State Saturday night. New Mexico (23-6, 10-4 Mountain West) finished the regular season with its ninth win in the last 10 games and a runner-up finish to Utah in the conference. Colorado State (11-16, 3-11) led 38-33 at halftime and 44-40 with 16:48 left in the game. But the Rams quickly fell apart by going more than nine minutes without scoring. While New Mexico was building its scoring run, CSU was committing seven straight turnovers. The string of turnovers followed a time-out, during which New Mexico coach Ritchie McKay and CSU coach Dale Layer were both assessed technicals for repeatedly arguing calls by the officials. Seven-footer Matt Nelson, who led the Rams with 15 points, finally broke the scoring drought with a layup with 7:34 left. New Mexico countered with back-to-back 3-pointers by Alfred Neale and Ryan Wall for a 63-46 lead. CSU, which has lost 18 of the last 20 games against New Mexico, used a 10-1 run late in the first half to take a 29-26 lead. The Rams stretched it to 38-31 on a pair of free throws by Michael Morris with 10.4 seconds left in the first half. Nelson scored on a dunk in the opening minute of the second half but New Mexico started its second half rally with seven straight points. Neale, who finished with 11 points, hit a 3, Granger a pair of free throws and Mark Walters got a favorable roll on a shot inside to tie it at 40. Matt Williams scored back-to-back baskets for the Rams, but by then New Mexico's defense had disrupted CSU's offensive flow. The Rams, despite their second half scoring problems, still shot 58 percent for the game. Not enough to offset their 24 turnovers. CSU freshman 7-footer Jason Smith scored 12 points and had 8 rebounds.

**NEW MEXICO'S PROJECTED STARTERS**

| Pos. | #  | Name          | Ht. | Wt. | Yr. | PPG  | RPG |
|------|----|---------------|-----|-----|-----|------|-----|
| G    | 2  | Troy DeVries  | 6-4 | 195 | Sr. | 11.6 | 2.4 |
| G    | 5  | Mark Walters  | 6-2 | 225 | Jr. | 10.6 | 3.6 |
| F    | 13 | David Chiotti | 6-9 | 245 | Jr. | 10.6 | 5.2 |
| F    | 21 | Alfred Neale  | 6-6 | 200 | Sr. | 10.0 | 4.3 |
| F    | 33 | Danny Granger | 6-8 | 225 | Sr. | 18.3 | 8.5 |

**SERIES NOTES**

This will be the 117th game in the series that started in the 1949-50 season. The Cougars lead the series 67-49. The two teams split the season series this year with each team winning on its home floor. The Cougars and Lobos split the series last year with UNM's controversial (official whistle) 65-63 win at The Pit and BYU's 88-71 win at the Marriott Center. BYU swept the season series in 2003 and defeated the Lobos in the opening round of the 2003 MWC Tournament. BYU has won 10 of the last 13 games in the series after New Mexico had won eight of the prior nine contests. BYU has won five straight over UNM in the Marriott Center. New Mexico's last win in Provo was a 78-74 win in 2000, which was BYU's last loss in the Marriott Center prior to starting its 44-game nation-leading homecourt victory string that was ended in 2003 by Utah. BYU is 14-26 in the Pit as the Cougars' only three series losses in the last five years have come in Albuquerque. BYU coach Steve Cleveland is 11-8 vs. the Lobos. The Cougars and Lobos have met three times in the MWC Tournament, including the 2000 and 2003 quarterfinals and the 2001 championship game. BYU won all three games.





2004-05 BYU Season Stats  
 New Mexico Combined Team Statistics (as of Mar 07, 2005)  
 UNM vs. BYU in 2005

|                             |                |              |              |                |
|-----------------------------|----------------|--------------|--------------|----------------|
| <b>RECORD :</b>             | <b>OVERALL</b> | <b>HOME</b>  | <b>AWAY</b>  | <b>NEUTRAL</b> |
| <b>ALL GAMES</b> .....      | <b>(1-1)</b>   | <b>(1-0)</b> | <b>(0-1)</b> | <b>(0-0)</b>   |
| <b>CONFERENCE</b> .....     | <b>(1-1)</b>   | <b>(1-0)</b> | <b>(0-1)</b> | <b>(0-0)</b>   |
| <b>NON-CONFERENCE</b> ..... | <b>(0-0)</b>   | <b>(0-0)</b> | <b>(0-0)</b> | <b>(0-0)</b>   |

| ## Player              | GP-GS | Min--Avg | ---TOTAL--- |       | ---3-PTS--- |      | FT-FTA | Pct   | ----REBOUNDS---- |     |     |      | PF  | FO | A  | TO | Blk | Stl | Pts | Avg  |
|------------------------|-------|----------|-------------|-------|-------------|------|--------|-------|------------------|-----|-----|------|-----|----|----|----|-----|-----|-----|------|
|                        |       |          | FG-FGA      | Pct   | 3FG-FGA     | Pct  |        |       | Off              | Def | Tot | Avg  |     |    |    |    |     |     |     |      |
| 33 GRANGER, Danny..... | 1-1   | 25 25.0  | 7-9         | .778  | 2-3         | .667 | 4-4    | 1.000 | 2                | 1   | 3   | 3.0  | 1   | 0  | 5  | 1  | 0   | 2   | 20  | 20.0 |
| 21 NEALE, Alfred.....  | 2-2   | 62 31.0  | 9-20        | .450  | 4-9         | .444 | 5-5    | 1.000 | 4                | 7   | 11  | 5.5  | 3   | 0  | 2  | 1  | 0   | 0   | 27  | 13.5 |
| 02 DEVRIES, Troy.....  | 2-2   | 63 31.5  | 7-14        | .500  | 7-10        | .700 | 0-2    | .000  | 0                | 7   | 7   | 3.5  | 4   | 0  | 5  | 5  | 0   | 1   | 21  | 10.5 |
| 13 CHIOTTI, David..... | 2-2   | 37 18.5  | 8-16        | .500  | 0-0         | .000 | 4-8    | .500  | 4                | 5   | 9   | 4.5  | 2   | 0  | 3  | 2  | 1   | 1   | 20  | 10.0 |
| 05 WALTERS, Mark.....  | 2-2   | 63 31.5  | 6-15        | .400  | 2-3         | .667 | 2-2    | 1.000 | 1                | 3   | 4   | 2.0  | 7   | 0  | 3  | 1  | 1   | 3   | 16  | 8.0  |
| 01 WALTER, Kellen..... | 1-0   | 7 7.0    | 2-4         | .500  | 2-4         | .500 | 2-2    | 1.000 | 0                | 0   | 0   | 0.0  | 1   | 0  | 1  | 0  | 0   | 0   | 8   | 8.0  |
| 35 PHALER, Sean.....   | 1-0   | 13 13.0  | 1-6         | .167  | 0-2         | .000 | 5-5    | 1.000 | 2                | 1   | 3   | 3.0  | 0   | 0  | 1  | 0  | 0   | 0   | 7   | 7.0  |
| 03 COLLINS, Kris.....  | 1-1   | 33 33.0  | 2-5         | .400  | 0-1         | .000 | 3-6    | .500  | 1                | 3   | 4   | 4.0  | 1   | 0  | 4  | 3  | 0   | 1   | 7   | 7.0  |
| 32 DANRIDGE, Tony..... | 2-0   | 25 12.5  | 3-8         | .375  | 0-0         | .000 | 0-0    | .000  | 2                | 3   | 5   | 2.5  | 2   | 0  | 0  | 1  | 0   | 0   | 6   | 3.0  |
| 25 HARDEN, Blake.....  | 2-0   | 21 10.5  | 2-3         | .667  | 0-0         | .000 | 2-3    | .667  | 1                | 2   | 3   | 1.5  | 0   | 0  | 2  | 5  | 0   | 0   | 6   | 3.0  |
| 24 PRENTICE, Darren... | 2-0   | 10 5.0   | 1-3         | .333  | 1-2         | .500 | 0-0    | .000  | 0                | 0   | 0   | 0.0  | 1   | 0  | 1  | 1  | 0   | 2   | 3   | 1.5  |
| 20 WALL, Ryan.....     | 2-0   | 21 10.5  | 1-1         | 1.000 | 0-0         | .000 | 0-0    | .000  | 0                | 1   | 1   | 0.5  | 2   | 0  | 2  | 0  | 0   | 1   | 2   | 1.0  |
| 00 OSBY, Bambale.....  | 2-0   | 16 8.0   | 0-1         | .000  | 0-0         | .000 | 1-4    | .250  | 0                | 1   | 1   | 0.5  | 4   | 0  | 0  | 3  | 0   | 2   | 1   | 0.5  |
| 22 HART, Jeff.....     | 2-0   | 4 2.0    | 0-0         | .000  | 0-0         | .000 | 0-0    | .000  | 0                | 0   | 0   | 0.0  | 1   | 0  | 2  | 0  | 0   | 1   | 0   | 0.0  |
| TEAM.....              |       |          |             |       |             |      |        |       |                  | 1   | 4   | 5    | 2.5 | 0  |    | 0  |     |     |     |      |
| Total.....             | 2     | 400      | 49-105      | .467  | 18-34       | .529 | 28-41  | .683  | 18               | 38  | 56  | 28.0 | 29  | 0  | 31 | 23 | 2   | 14  | 144 | 72.0 |
| Opponents.....         | 2     | 400      | 53-107      | .495  | 12-39       | .308 | 22-33  | .667  | 22               | 43  | 65  | 32.5 | 37  | -  | 35 | 27 | 8   | 15  | 140 | 70.0 |

| TEAM STATISTICS         | NM      | OPP     | DATE      | OPPONENT         | W/L | SCORE | ATTEND |
|-------------------------|---------|---------|-----------|------------------|-----|-------|--------|
| SCORING.....            | 144     | 140     | *01/24/05 | at Brigham Young | L   | 53-68 | 12161  |
| Points per game.....    | 72.0    | 70.0    | *02/19/05 | BYU              | W   | 91-72 | 16087  |
| Scoring margin.....     | +2.0    | -       |           |                  |     |       |        |
| FIELD GOALS-ATT.....    | 49-105  | 53-107  |           |                  |     |       |        |
| Field goal pct.....     | .467    | .495    |           |                  |     |       |        |
| 3 POINT FG-ATT.....     | 18-34   | 12-39   |           |                  |     |       |        |
| 3-point FG pct.....     | .529    | .308    |           |                  |     |       |        |
| 3-pt FG made per game.. | 9.0     | 6.0     |           |                  |     |       |        |
| FREE THROWS-ATT.....    | 28-41   | 22-33   |           |                  |     |       |        |
| Free throw pct.....     | .683    | .667    |           |                  |     |       |        |
| REBOUNDS.....           | 56      | 65      |           |                  |     |       |        |
| Rebounds per game.....  | 28.0    | 32.5    |           |                  |     |       |        |
| Rebounding margin.....  | -4.5    | -       |           |                  |     |       |        |
| ASSISTS.....            | 31      | 35      |           |                  |     |       |        |
| Assists per game.....   | 15.5    | 17.5    |           |                  |     |       |        |
| TURNOVERS.....          | 23      | 27      |           |                  |     |       |        |
| Turnovers per game..... | 11.5    | 13.5    |           |                  |     |       |        |
| Turnover margin.....    | +2.0    | -       |           |                  |     |       |        |
| Assist/turnover ratio.. | 1.3     | 1.3     |           |                  |     |       |        |
| STEALS.....             | 14      | 15      |           |                  |     |       |        |
| Steals per game.....    | 7.0     | 7.5     |           |                  |     |       |        |
| BLOCKS.....             | 2       | 8       |           |                  |     |       |        |
| Blocks per game.....    | 1.0     | 4.0     |           |                  |     |       |        |
| WINNING STREAK.....     | 1       | -       |           |                  |     |       |        |
| Home win streak.....    | 1       | -       |           |                  |     |       |        |
| ATTENDANCE.....         | 16087   | 12161   |           |                  |     |       |        |
| Home games-Avg/Game.... | 1-16087 | 1-12161 |           |                  |     |       |        |
| Neutral site-Avg/Game.. | -       | 0-0     |           |                  |     |       |        |

| SCORE BY PERIODS: | 1st   | 2nd   | Total |
|-------------------|-------|-------|-------|
| -----             | ----- | ----- | ----- |
| New Mexico.....   | 76    | 68    | - 144 |
| Opponents.....    | 65    | 75    | - 140 |

2004-05 BYU Season Stats  
 BYU Cougars Combined Team Statistics (as of Mar 06, 2005)  
 BYU vs. UNM in 2005

|                             |                |              |              |                |
|-----------------------------|----------------|--------------|--------------|----------------|
| <b>RECORD :</b>             | <b>OVERALL</b> | <b>HOME</b>  | <b>AWAY</b>  | <b>NEUTRAL</b> |
| <b>ALL GAMES</b> .....      | <b>(1-1)</b>   | <b>(1-0)</b> | <b>(0-1)</b> | <b>(0-0)</b>   |
| <b>CONFERENCE</b> .....     | <b>(1-1)</b>   | <b>(1-0)</b> | <b>(0-1)</b> | <b>(0-0)</b>   |
| <b>NON-CONFERENCE</b> ..... | <b>(0-0)</b>   | <b>(0-0)</b> | <b>(0-0)</b> | <b>(0-0)</b>   |

| ## Player              | GP-GS | Min--Avg | ---TOTAL--- |       | ---3-PTS--- |      | ---FT-FTA--- |       | ----REBOUNDS---- |     |     |      | PF  | FO | A  | TO | Blk | Stl | Pts | Avg  |
|------------------------|-------|----------|-------------|-------|-------------|------|--------------|-------|------------------|-----|-----|------|-----|----|----|----|-----|-----|-----|------|
|                        |       |          | FG-FGA      | Pct   | 3FG-FGA     | Pct  | FT-FTA       | Pct   | Off              | Def | Tot | Avg  |     |    |    |    |     |     |     |      |
| 52 JENSEN, Jared.....  | 1-0   | 21 21.0  | 9-10        | .900  | 0-0         | .000 | 2-2          | 1.000 | 2                | 3   | 5   | 5.0  | 4   | 0  | 0  | 2  | 1   | 1   | 20  | 20.0 |
| 01 HALL, Mike.....     | 2-2   | 71 35.5  | 13-30       | .433  | 3-11        | .273 | 6-10         | .600  | 4                | 6   | 10  | 5.0  | 3   | 0  | 4  | 1  | 1   | 4   | 35  | 17.5 |
| 03 YOUNG, Keena.....   | 1-1   | 36 36.0  | 6-8         | .750  | 0-0         | .000 | 2-3          | .667  | 2                | 5   | 7   | 7.0  | 3   | 0  | 0  | 0  | 1   | 1   | 14  | 14.0 |
| 02 ROSE, Mike.....     | 2-0   | 49 24.5  | 8-14        | .571  | 6-11        | .545 | 2-2          | 1.000 | 1                | 4   | 5   | 2.5  | 2   | 0  | 5  | 1  | 0   | 1   | 24  | 12.0 |
| 43 DAWES, Derek.....   | 2-2   | 51 25.5  | 9-14        | .643  | 0-0         | .000 | 2-2          | 1.000 | 6                | 10  | 16  | 8.0  | 7   | 0  | 3  | 3  | 4   | 2   | 20  | 10.0 |
| 13 AINGE, Austin.....  | 2-2   | 57 28.5  | 3-15        | .200  | 2-9         | .222 | 1-2          | .500  | 0                | 4   | 4   | 2.0  | 6   | 0  | 12 | 5  | 0   | 2   | 9   | 4.5  |
| 20 BURGESS, Sam.....   | 2-0   | 23 11.5  | 2-5         | .400  | 0-1         | .000 | 1-2          | .500  | 2                | 1   | 3   | 1.5  | 4   | 0  | 1  | 3  | 0   | 2   | 5   | 2.5  |
| 54 MILES, Chris.....   | 2-1   | 30 15.0  | 2-2         | 1.000 | 0-0         | .000 | 1-2          | .500  | 1                | 2   | 3   | 1.5  | 5   | 0  | 3  | 3  | 1   | 0   | 5   | 2.5  |
| 12 REICHNER, Brock.... | 2-0   | 18 9.0   | 1-2         | .500  | 1-2         | .500 | 1-2          | .500  | 0                | 1   | 1   | 0.5  | 0   | 0  | 1  | 2  | 0   | 1   | 4   | 2.0  |
| 10 NASHIF, Terry.....  | 2-0   | 15 7.5   | 0-1         | .000  | 0-1         | .000 | 3-4          | .750  | 0                | 2   | 2   | 1.0  | 0   | 0  | 5  | 1  | 0   | 1   | 3   | 1.5  |
| 23 BALDERSON, Jimmy... | 2-2   | 24 12.0  | 0-6         | .000  | 0-4         | .000 | 1-2          | .500  | 0                | 5   | 5   | 2.5  | 3   | 0  | 0  | 6  | 0   | 0   | 1   | 0.5  |
| 04 BURGESS, Joshua.... | 1-0   | 2 2.0    | 0-0         | .000  | 0-0         | .000 | 0-0          | .000  | 0                | 0   | 0   | 0.0  | 0   | 0  | 0  | 0  | 0   | 0   | 0   | 0.0  |
| 41 MEADS, Garner.....  | 1-0   | 3 3.0    | 0-0         | .000  | 0-0         | .000 | 0-0          | .000  | 0                | 0   | 0   | 0.0  | 0   | 0  | 1  | 0  | 0   | 0   | 0   | 0.0  |
| TEAM.....              |       |          |             |       |             |      |              |       |                  | 4   | 0   | 4    | 2.0 | 0  |    | 0  |     |     |     |      |
| Total.....             | 2     | 400      | 53-107      | .495  | 12-39       | .308 | 22-33        | .667  | 22               | 43  | 65  | 32.5 | 37  | 0  | 35 | 27 | 8   | 15  | 140 | 70.0 |
| Opponents.....         | 2     | 400      | 49-105      | .467  | 18-34       | .529 | 28-41        | .683  | 18               | 38  | 56  | 28.0 | 29  | -  | 31 | 23 | 2   | 14  | 144 | 72.0 |

| TEAM STATISTICS         | BY      | OPP     | DATE      | OPPONENT      | W/L | SCORE | ATTEND |
|-------------------------|---------|---------|-----------|---------------|-----|-------|--------|
| SCORING.....            | 140     | 144     | *01/24/05 | NEW MEXICO    | W   | 68-53 | 12161  |
| Points per game.....    | 70.0    | 72.0    | *02/19/05 | at New Mexico | L   | 72-91 | 16087  |
| Scoring margin.....     | -2.0    | -       |           |               |     |       |        |
| FIELD GOALS-ATT.....    | 53-107  | 49-105  |           |               |     |       |        |
| Field goal pct.....     | .495    | .467    |           |               |     |       |        |
| 3 POINT FG-ATT.....     | 12-39   | 18-34   |           |               |     |       |        |
| 3-point FG pct.....     | .308    | .529    |           |               |     |       |        |
| 3-pt FG made per game.. | 6.0     | 9.0     |           |               |     |       |        |
| FREE THROWS-ATT.....    | 22-33   | 28-41   |           |               |     |       |        |
| Free throw pct.....     | .667    | .683    |           |               |     |       |        |
| REBOUNDS.....           | 65      | 56      |           |               |     |       |        |
| Rebounds per game.....  | 32.5    | 28.0    |           |               |     |       |        |
| Rebounding margin.....  | +4.5    | -       |           |               |     |       |        |
| ASSISTS.....            | 35      | 31      |           |               |     |       |        |
| Assists per game.....   | 17.5    | 15.5    |           |               |     |       |        |
| TURNOVERS.....          | 27      | 23      |           |               |     |       |        |
| Turnovers per game..... | 13.5    | 11.5    |           |               |     |       |        |
| Turnover margin.....    | -2.0    | -       |           |               |     |       |        |
| Assist/turnover ratio.. | 1.3     | 1.3     |           |               |     |       |        |
| STEALS.....             | 15      | 14      |           |               |     |       |        |
| Steals per game.....    | 7.5     | 7.0     |           |               |     |       |        |
| BLOCKS.....             | 8       | 2       |           |               |     |       |        |
| Blocks per game.....    | 4.0     | 1.0     |           |               |     |       |        |
| WINNING STREAK.....     | 0       | -       |           |               |     |       |        |
| Home win streak.....    | 1       | -       |           |               |     |       |        |
| ATTENDANCE.....         | 12161   | 16087   |           |               |     |       |        |
| Home games-Avg/Game.... | 1-12161 | 1-16087 |           |               |     |       |        |
| Neutral site-Avg/Game.. | -       | 0-0     |           |               |     |       |        |

| SCORE BY PERIODS: | 1st | 2nd | Total |
|-------------------|-----|-----|-------|
| BYU Cougars.....  | 65  | 75  | - 140 |
| Opponents.....    | 76  | 68  | - 144 |

2004-05 BYU NUMERICAL ROSTER

| NO. | NAME            | POS. | HT.  | WT  | YR. | HOMETOWN (PREVIOUS SCHOOL)                     |
|-----|-----------------|------|------|-----|-----|--|
| 1   | Mike Hall       | G/F  | 6-3  | 205 | Sr. | TR-1L San Bernardino, CA / Dixie State College |
| 2   | Mike Rose       | G    | 6-2  | 185 | So. | 1L Houston, TX / Spring Woods HS               |
| 3   | Keena Young     | F    | 6-6  | 205 | So. | TR Beaumont, TX / South Plains College         |
| 4   | Joshua Burgess  | F    | 6-8  | 230 | Jr. | TR-RS Irvine, CA / Irvine Valley College       |
| 5   | Joshua Reisman  | G    | 6-1  | 180 | Jr. | TR Mount Vernon, Wash. / San Jose City College |
| 10  | Terry Nashif    | G    | 5-10 | 165 | Sr. | 3L Vancouver, WA / Evergreen HS                |
| 12  | Brock Reichner  | G    | 6-4  | 205 | Jr. | TR Provo, UT / Salt Lake Community College     |
| 13  | Austin Ainge    | G    | 6-2  | 180 | So. | RS-1L Gilbert, AZ / Highland HS                |
| 20  | Sam Burgess     | G    | 6-3  | 190 | So. | TR Alpine, UT / Snow College                   |
| 23  | Jimmy Balderson | G    | 6-6  | 200 | So. | 1L Magrath, Alberta / Magrath HS               |
| 34  | David Burgess   | C    | 6-10 | 265 | Fr. | HS Irvine, CA / Woodbridge HS                  |
| 41  | Garner Meads    | F    | 6-8  | 225 | So. | RS-1L Salt Lake City, UT / Brighton HS         |
| 43  | Derek Dawes     | C    | 6-11 | 275 | So. | 1L-RS Salt Lake City, UT / Cottonwood HS       |
| 44  | Trent Plaisted  | F    | 6-11 | 220 | Fr. | HS San Antonio, TX / Clark HS                  |
| 52  | Jared Jensen    | F/C  | 6-9  | 250 | Sr. | 3L West Haven, UT / Fremont HS                 |
| 54  | Chris Miles     | F    | 6-11 | 235 | Fr. | HS Provo, UT / Timpview HS                     |

Head Coach: Steve Cleveland , UC Irvine, 1976  
 Associate Head Coach: Dave Rose, Houston, 1983  
 Assistant Coaches: Andy Toolson, BYU, 1990; John Wardenburg, BYU, 1986  
 Director of Basketball Operations: Walter Roese, BYU-Hawaii, 1994  
 Team Trainer: Robert Ramos, BYU, 1995

PRONUNCIATION GUIDE

**TERRY NASHIF**  
 NASH-if

**TRENT PLAISTED**  
 PLAY-sted

**BROCK REICHNER**  
 RICH-ner

**KEENA YOUNG**  
 KEY-nah

**WALTER ROESE**  
 row-EESE

**ROBERT RAMOS**  
 RAY-mus

SEASON / CAREER HIGHS

| #  | PLAYER                             | POINTS  | REBOUNDS  | ASSISTS   |
|----|------------------------------------|---|---|---|
| 1  | HALL, Mike<br><i>Career:</i>       | 24 at San Diego State<br><i>same</i>                              | 9 vs. Boise State<br><i>same</i>                                    | 5 vs. Chaminade, vs. Boise State<br><i>same</i>           |
| 2  | ROSE, Michael<br><i>Career:</i>    | 26 vs. Santa Clara<br><i>same (also vs. Southern Utah (2003))</i> | 6 vs. San Diego State<br><i>same</i>                                | 5 vs. Santa Clara<br><i>6 vs. Southern Utah (2003)</i>    |
| 3  | YOUNG, Keena<br><i>Career:</i>     | 14 (four times) last vs. New Mexico<br><i>same</i>                | 11 vs. Air Force<br><i>same</i>                                     | 4 at Weber State<br><i>same</i>                           |
| 4  | BURGESS, Joshua<br><i>Career:</i>  | 3 vs. MSU-Billings<br><i>same</i>                                 | 1 vs. Southern Utah, vs. Utah<br><i>same</i>                        | 1 vs. Southern Utah<br><i>same</i>                        |
| 10 | NASHIF, Terry<br><i>Career:</i>    | 10 vs. MSU-Billings<br><i>11 at San Diego State (2003)</i>        | 8 vs. California<br><i>same</i>                                     | 10 at USC<br><i>same</i>                                  |
| 12 | REICHNER, Brock<br><i>Career:</i>  | 9 at Utah<br><i>same</i>  | 5 at Air Force<br><i>same</i>                                       | 2 at Air Force<br><i>same</i>                             |
| 13 | AINGE, Austin<br><i>Career:</i>    | 25 at Colorado State<br><i>same</i>                               | 7 vs. Santa Clara<br><i>same</i>                                    | 8 vs. NC State, vs. MSU-Billings, vs. UNM<br><i>same</i>  |
| 20 | BURGESS, Sam<br><i>Career:</i>     | 9 at Air Force<br><i>same</i>                                     | 3 vs. Chaminade, vs. MSU-Billings<br><i>same</i>                    | 4 vs. MSU-Billings<br><i>same</i>                         |
| 23 | BALDERSON, Jimmy<br><i>Career:</i> | 23 at UNLV<br><i>same</i>   | 7 at UNLV, vs. Wyoming<br><i>same</i>                               | 4 at USC<br><i>same</i>                                   |
| 41 | MEADS, Garner<br><i>Career:</i>    | 10 at USC, at Weber State<br><i>19 vs. San Diego State (2004)</i> | 11 vs. MSU-Billings<br><i>same</i>                                  | 2 vs. Boise State, vs. Washington State<br><i>same</i>    |
| 43 | DAWES, Derek<br><i>Career:</i>     | 14 vs. New Mexico<br><i>same</i>                                  | 10 (three times) last vs. UNM<br><i>same</i>                        | 2 vs. UNM<br><i>same (also vs. Wyoming (2/15/01))</i>     |
| 52 | JENSEN, Jared<br><i>Career:</i>    | 23 vs. Santa Clara<br><i>same</i>                                 | 10 at Colorado State<br><i>same (4 times - last at CSU 1-15-05)</i> | 3 at Weber State<br><i>same (also at San Diego State)</i> |
| 54 | MILES, Chris<br><i>Career:</i>     | 12 vs Santa Clara<br><i>same</i>                                  | 7 at Colorado State<br><i>same</i>                                  | 3 four times (last at New Mexico)<br><i>same</i>          |



**BYU MARGIN OF VICTORY/DEFEAT**

|                | WINS   | LOSSES    |
|----------------|--------|-----------|
| 1 point        | 1      | 1         |
| 2 points       | 1      | 1         |
| 3 points       |        | 3         |
| 4 points       |        |           |
| 5 points       |        | 1         |
| 6 points       |        |           |
| 7 points       |        | 1         |
| 8 points       |        | 1         |
| 9 points       |        | 2         |
| 10 points      | 1 (OT) | 1         |
| 11 points      |        | 1         |
| 12 points      |        | 1         |
| 13 points      | 2      |           |
| 14 points      |        | 2         |
| 15 points      | 1      |           |
| 16-19 points   | 1 (18) | 1 (19)    |
| 20-24 points   | 1 (21) | 2 (21,22) |
| 25-29 points   | 1 (25) |           |
| 30-plus points | 1 (40) | 2 (31,36) |

**CURRENT BYU STREAKS ...**

|                                      |     |
|--------------------------------------|-----|
| At home                              | 0-1 |
| On the road                          | 0-4 |
| On a neutral floor                   | 0-1 |
| At home vs. Nonconference            | 3-0 |
| At home vs. MWC                      | 0-1 |
| On the road vs. Nonconference        | 0-2 |
| On the road vs. MWC                  | 0-4 |
| On a neutral floor vs. Nonconference | 0-1 |
| On a neutral floor vs. MWC           | 0-1 |
| at regular season tournament         | 1-0 |
| at MWC Tournament                    | 0-1 |
| at NCAA Tournament                   | 0-5 |
| at NIT                               | 0-1 |

**BYU'S 2004-05 RECORD WHEN ...**

|  |      |
|--|------|
| At home                                | 6-8  |
| On the road                            | 2-9  |
| On a neutral floor                     | 1-3  |
| On Television                          | 4-18 |
| On CBS                                 | 0-0  |
| On ESPN                                | 0-2  |
| On ESPN2                               | 0-1  |
| On ESPN+Plus                           | 1-2  |
| On ABC                                 | 0-1  |
| On SportsWest                          | 2-8  |
| On other local broadcast TV            | 1-4  |
| On Monday                              | 2-5  |
| On Tuesday                             | 2-3  |
| On Wednesday                           | 2-1  |
| On Thursday                            | 1-0  |
| On Friday                              | 1-0  |
| On Saturday                            | 1-11 |
| Coming off a win                       | 2-7  |
| Coming off a loss                      | 7-12 |
| Had two or more days between last game | 5-16 |
| Had only one day between last game     | 3-3  |
| Playing the next day after a game      | 1-1  |
| BYU scores 100 or more points          | 1-0  |
| BYU scores between 90-99 points        | 1-0  |
| BYU scores between 80-89 points        | 2-1  |
| BYU scores between 70-79 points        | 3-2  |
| BYU scores between 60-69 points        | 1-6  |
| BYU scores below 60 points             | 1-11 |
| Opponent scores 90 or more points      | 0-1  |
| Opponent scores between 80-89 points   | 0-4  |
| Opponent scores between 70-79 points   | 4-7  |
| Opponent scores between 60-69 points   | 1-4  |
| Opponent scores between 50-59 points   | 3-3  |
| Opponent scores below 50 points        | 1-1  |
| BYU leads at half                      | 7-5  |
| Opponent leads at half                 | 1-12 |
| Score tied at half                     | 1-3  |
| BYU leads with 5 minutes left          | 8-2  |
| Opponent leads with 5 min. left        | 1-17 |
| Score tied with 5 minutes left         | 0-1  |
| BYU leads with 1 minute left           | 8-1  |
| Opponent leads with 1 min. left        | 1-19 |
| Score tied with 1 minute left          | 0-0  |
| Game goes into overtime                | 1-0  |
| BYU shoots 50 % or better              | 4-2  |
| Opponent shoots 50 % or better         | 0-7  |
| BYU outshoots opponent                 | 9-1  |
| Opponent outshoots BYU                 | 0-19 |
| BYU outrebounds opponent               | 5-7  |
| Opponent outrebounds BYU               | 4-13 |
| BYU and opponent tie in rebounds       | 0-0  |
| vs. top-25 ranked opponent             | 0-4  |
| vs. 2004 conference champions          | 0-7  |
| vs. 2004 postseason teams              | 2-11 |

**BYU's LAST OUTING - REBEL RUN RUINS COUGARS' VICTORY HOPES**

PROVO, Utah (March 5, 2005) – In the final game of the regular season, UNLV went on an 18-0 run in the second half to put the Cougars away, 76-66, Saturday night at the Marriott Center. The Cougars ended the regular season 9-20 overall and 3-11 in the Mountain West Conference. The Rebels finished with a 15-12 overall record and a 7-7 MWC mark. Cougar seniors Mike Hall, Jared Jensen and Terry Nashif, who were honored at the beginning of the game, made a strong effort to lift the team in their last home game. Hall and Jensen led the Cougars with 22 and 12 points, respectively. They also received a standing ovation from the crowd as they left the game with 42 seconds left. Hall racked up 16 of his 22 points in the first half, three more points than his season average. He also tied his career high for three pointers made, shooting 5-of-9 from long range. Although BYU led 37-33 at halftime and began with an early lead in the second half, a seven-minute scoring drought for the Cougars gave UNLV its first lead since 10 minutes into the game. After free throws from Jensen gave BYU a six-point lead at 49-43 at the 13-minute mark, the Cougars did not score again until Hall sunk a free throw and Ainge hit a jumper with six minutes left. UNLV's Andy Hannan sparked the Rebels' run with four-straight points to tie the game at 49. Odatrey Blankson buried a three to give UNLV the lead at 52-49. From that point on, the Rebels extended their lead to 12 points and did not look back. Hall and Ainge continued to chip away at the UNLV lead, but BYU was unable to make up the difference. In the first half, three-pointers helped BYU overcome a slow start as they connected on a first-half season-high 9-of-15 shots behind the arc. The Cougars shot 45 percent from the field in the first 20 minutes, compared to 28 percent in the second half. BYU grabbed its first lead of the game at 19-18 with a three-pointer from Mike Rose. Nashif then added his three points of the game, pushing the lead to 24-20. After two free throws from a BYU technical foul, a three-pointer by Romel Beck gave the Rebels the lead at 30-24 with less than six minutes left in the half. But Mike Hall scored 10 straight points to the end of the first half, including two three-pointers to give the Cougars a 37-33 lead. Hall led all scorers with 16 points at the break.

**BYU STARTING LINEUPS**

| Opponent           | (1)    | (2)        | (3)       | (4)      | (5)    |
|--------------------|--------|------------|-----------|----------|--------|
| v. North Carolina  | Nashif | Rose       | Hall      | Meads    | Jensen |
| v. Stanford        | Nashif | Rose       | Hall      | Meads    | Jensen |
| v. Chaminade       | Nashif | Rose       | Hall      | Young    | Jensen |
| California         | Nashif | S. Burgess | Hall      | Young    | Jensen |
| at Utah State      | Nashif | Hall       | Young     | Meads    | Jensen |
| at USC             | Ainge  | Hall       | Young     | Meads    | Jensen |
| Boise State        | Nashif | Hall       | Balderson | Meads    | Jensen |
| v. Washington St   | Nashif | Hall       | Balderson | Meads    | Jensen |
| Utah State         | Ainge  | Hall       | Balderson | Meads    | Dawes  |
| NC State           | Ainge  | Hall       | Young     | Miles    | Jensen |
| at Weber State     | Ainge  | Hall       | Young     | Jensen   | Dawes  |
| Southern Utah      | Ainge  | Rose       | Hall      | Young    | Jensen |
| Santa Clara        | Ainge  | Hall       | Young     | Jensen   | Dawes  |
| at Saint Mary's    | Ainge  | Hall       | Young     | Jensen   | Dawes  |
| San Diego State    | Ainge  | Rose       | Hall      | Miles    | Jensen |
| MSU-Billings       | Ainge  | Rose       | Hall      | Meads    | Jensen |
| at Colorado State  | Ainge  | Rose       | Hall      | Miles    | Jensen |
| at Wyoming         | Ainge  | Hall       | Balderson | Miles    | Jensen |
| Air Force          | Ainge  | Hall       | Balderson | Meads    | Jensen |
| New Mexico         | Ainge  | Hall       | Balderson | Young    | Dawes  |
| Utah               | Ainge  | Hall       | Balderson | Young    | Dawes  |
| at UNLV            | Ainge  | Hall       | Balderson | Young    | Dawes  |
| at San Diego State | Ainge  | Hall       | Balderson | Young    | Dawes  |
| Wyoming            | Ainge  | Hall       | Balderson | Young    | Dawes  |
| Colorado State     | Ainge  | Hall       | Balderson | Young    | Dawes  |
| at New Mexico      | Ainge  | Hall       | Balderson | Miles    | Dawes  |
| at Air Force       | Ainge  | Hall       | Balderson | Reichner | Jensen |
| at Utah            | Ainge  | Hall       | Balderson | Jensen   | Dawes  |
| UNLV               | Ainge  | Hall       | Balderson | Miles    | Dawes  |

**STARTING LINEUP RECORDS (18 different lineups)**

| RECORD | (1)    | (2)        | (3)       | (4)      | (5)    |
|--------|--------|------------|-----------|----------|--------|
| 0-2    | Nashif | Rose       | Hall      | Meads    | Jensen |
| 1-0    | Nashif | Rose       | Hall      | Young    | Jensen |
| 0-1    | Nashif | S. Burgess | Hall      | Young    | Jensen |
| 0-1    | Nashif | Hall       | Young     | Meads    | Jensen |
| 0-1    | Ainge  | Hall       | Young     | Meads    | Jensen |
| 1-1    | Nashif | Hall       | Balderson | Meads    | Jensen |
| 0-1    | Ainge  | Hall       | Balderson | Meads    | Dawes  |
| 0-1    | Ainge  | Hall       | Young     | Miles    | Jensen |
| 2-1    | Ainge  | Hall       | Young     | Jensen   | Dawes  |
| 1-0    | Ainge  | Rose       | Hall      | Young    | Jensen |
| 0-2    | Ainge  | Rose       | Hall      | Miles    | Jensen |
| 1-0    | Ainge  | Rose       | Hall      | Meads    | Jensen |
| 0-1    | Ainge  | Hall       | Balderson | Miles    | Jensen |
| 0-1    | Ainge  | Hall       | Balderson | Meads    | Jensen |
| 3-3    | Ainge  | Hall       | Balderson | Young    | Dawes  |
| 0-2    | Ainge  | Hall       | Balderson | Miles    | Dawes  |
| 0-1    | Ainge  | Hall       | Balderson | Reichner | Jensen |
| 0-1    | Ainge  | Hall       | Balderson | Jensen   | Dawes  |

**2004-05 RECORD WHEN ...**

|                        |                  |
|------------------------|------------------|
| Mike Hall starts       | 9-20 (29 starts) |
| Austin Ainge starts    | 7-15 (22 starts) |
| Jared Jensen starts    | 6-14 (20 starts) |
| Keena Young starts     | 7-8 (15 starts)  |
| Jimmy Balderson starts | 4-11 (15 starts) |
| Derek Dawes starts     | 5-8 (13 starts)  |
| Garner Meads starts    | 2-7 (9 starts)   |
| Mike Rose starts       | 3-4 (7 starts)   |
| Terry Nashif starts    | 2-5 (7 starts)   |
| Chris Miles starts     | 0-6 (6 starts)   |
| Sam Burgess starts     | 0-1 (1 start)    |
| Brock Reichner starts  | 0-1 (1 start)    |





**WINNING BASKETBALL TRADITION**

BYU has an all-time record of 1481-959. The Cougars entered the season ranked No. 19 all-time in Division I victories. The Cougars ranked 36th all-time in winning percentage among all Division I basketball programs. The Cougars have had 82 winning seasons in their 103 years of basketball and have made 30 postseason appearances, including 21 NCAA bids, and won 26 conference championships. BYU has earned a postseason invite the past five seasons, with three NCAA bids.

**BYU AMONG 14 TEAMS TO HAVE A PLAYER DRAFTED EACH OF THE LAST TWO SEASONS**

BYU is one of 14 teams to have at least one player drafted in each of the last two NBA drafts. Former BYU center Rafael Araujo was the No. 8 overall pick in the 2004 draft, being selected by the Toronto Raptors. Former BYU guard Travis Hansen was the No. 37 pick overall, taken in the second round by the Atlanta Hawks in the 2003 draft. Following is the list of teams that have had a player drafted the past two seasons (number of players drafted in parenthesis): Arizona (2), BYU (2), Connecticut (3), Duke (3), Georgia (2), Gonzaga (2), Memphis (2), Minnesota (2), Missouri (2), Oregon (2), Stanford (3), Texas (2), UCLA (2), Xavier (3).

**ALL-AMERICA TRADITION**

BYU players have received 40 All-America citations. Last year Rafael Araujo was named to the Basketball Times All-America Second Team and was an Associated Press honorable mention pick last season. Regarded as the nation's No. 2 center by Basketball Times, Araujo earned second-team honors while Connecticut center Omeka Okafor received first-team accolades and Duke center Shelden Williams was selected to the third team. Araujo led the Cougars in scoring last season at 18.4 points per game and pulled down a team-leading 10.1 boards per game, which ranks 11th nationally. He had the fourth highest combined points and rebounds averages in the nation last year. The MWC Co-Player of the Year, Araujo also topped BYU in steals (1.4 spg) and blocks (0.8 bpg) and led all MWC players in steals in league action. The 6-foot-11 280-pound native of Sao Paulo, Brazil, recorded 16 double-doubles games, the fifth best single-season total all-time at BYU, while leading the Cougars to a 21-9 record and their second straight at-large NCAA Tournament berth. Araujo was joined on the second team by Wisconsin point guard Devin Harris, North Carolina wing Rashad McCants, Providence forward Ryan Gomes, and Mississippi State forward Lawrence Roberts. Araujo is the 19th Cougar basketball player to earn All-America honors and the first since 2001 when Mekeli Wesley earned Associated Press honorable mention honors. Araujo was also named an honorable mention AP selection, as Okafor was the only center selected to the three AP teams. Araujo is the first Cougar since Mike Smith in 1988 to receive second-team honors. He recorded career highs of 32 points and 17 rebounds in BYU's win over eventual No. 3 Oklahoma State and finished his season with 24 points and 12 rebounds against defending national champion Syracuse in the first round of the NCAA Tournament.

**BYU AND THE MWC IN POSTSEASON**

BYU joins Utah as the only two MWC schools to have earned an invite to a postseason tournament the last five years of the MWC. BYU is second to Utah in NCAA appearances since the formation of the MWC (BYU has made three NCAA and two NIT while Utah has made 4 NCAA and one NIT). UNLV has received four invites (one NCAA and three NIT). Wyoming (one NCAA, two NIT) and New Mexico (three NIT) have been to postseason three years. San Diego State has been twice (one NCAA, one NIT), and Colorado State and Air Force have both been to one NCAA tournament.

**IN THE SIX YEARS OF THE MWC ...**

- BYU has had four 20-win seasons, second among MWC schools behind Utah's five. UNLV has had three, Wyoming three, New Mexico two, San Diego State and Air Force one and Colorado State none.
- BYU has had the league's top RPI three times, been second once and third once (this year is seventh).
- BYU plays the toughest schedule on average of any team in the MWC (average strength of schedule rating the past six years is 53rd, Utah is next at 67th.) BYU has had the league's toughest schedule this year and last season.
- BYU has the second-most overall wins in the six years of the MWC (117, Utah leads at 137).
- BYU is tied for second with Wyoming in conference wins (48, Utah has 63).
- BYU is second in MWC Tournament wins (7, UNLV has 9).
- BYU has the second-most MWC regular-season titles (two) along with Wyoming (Utah leads with four). BYU is one of five MWC teams to win the MWC Tournament title.

**HALL NAMED TO 2005 ALL-MWC THIRD TEAM, AINGE RECEIVES HONORABLE MENTION**

BYU senior guard Mike Hall was named to the All-Mountain West Conference Third Team and Cougar sophomore point guard Austin Ainge received All-MWC honorable mention Monday when the Mountain West Conference announced its annual postseason awards. Selected by the league's eight men's head coaches and a selected media panel, the MWC awards recognize the accomplishments of top conference performers during the 2005 MWC regular season. A native of San Bernardino, Calif., Hall was also a third-team selection last year in his first season at BYU after transferring from Dixie State College in St. George, Utah. Ainge earned honorable-mention recognition in his first season of significant playing time. The Gilbert, Ariz., native missed half the 2003-04 season with an injury and played sparingly upon his return, but took over the starting duties early this season and became the team's second-leading scorer and top assist maker. Utah's Ray Giacoletti was named the MWC Coach of the Year, while Ute center Andrew Bogut garnered MWC Player of the Year honors. Wyoming's Justin Williams is the league's Defensive Player of the Year and Colorado State's Jason Smith was named Freshman of the Year.

**HALL NOTABLES IN LEAGUE PLAY**

- Hall led BYU in scoring at 14.3 points per game to rank eighth among MWC players. He fourth in steals per game (1.79) and ranked fifth in three-point shots made per game (1.86). He was 12th in free-throw percentage (.767) and 15th in blocked shots per game (0.5)
- He led BYU in scoring (14.3), steals (1.79), free throw percentage (.767) and three-point shots made (26). He was second in assists (1.6) and and third in blocks (7).
- Has scored in double figures in 11 of 14 conference games, including eight games with 16 or more points.
- Scored career-high 24 points at San Diego State, making 8-of-12 shots, including 4-for-4 on three-point attempts (was one of only three MWC players to go 4-for-4 from behind the arc in a game). He had 22 points vs. UNLV on Saturday with five treys.
- Had two of the league's five conference-best 5-steal performances. Tied career high of 5 steals vs. Colorado State and at UNLV, both Cougar wins. His two steals in the final 3 minutes at UNLV helped the Cougars erase a six-point deficit and force overtime, where he hit a big three in the BYU win.
- Guarded the opponent's top perimeter player and has defended positions 1-4.

**AINGE NOTABLES IN LEAGUE PLAY**

- Ainge ranked third among MWC players in assists per game (4.57) and was fourth in assist/turnover ratio (1.42). He was 14th in free-throw percentage (.750).
- Led BYU in assists (4.57) and was second in scoring (10.0), steals (0.9), and free throw percentage (.750) and fourth in three-point shots made (16).
- Led BYU in assists in 13 of 14 conference games while also leading BYU in steals four times, scoring three times and rebounds twice.
- Had nine games with at least five assists.
- Added 3.2 rebounds per game.
- Scored in double figures in seven of 14 conference games, including four games with 15 or more points.
- Scored career-high 25 points at Colorado State, making a career-best 5 three-point shots, while adding 6 assists and 3 rebounds. At Utah led BYU with 17 points, 6 assists and 5 rebounds.
- Scored 12 points in overtime and finished with 19 in the game to lead BYU on a 10-2 run to begin overtime at UNLV as BYU outscored UNLV 19-9 in overtime for the road win.



**2004-05 MWC STANDINGS**

| Team               | MWC  | Overall |
|--------------------|------|---------|
| 1. Utah            | 13 1 | 25 4    |
| 2. New Mexico      | 10 4 | 23 6    |
| 3. Air Force       | 9 5  | 18 11   |
| 4. UNLV            | 7 7  | 15 12   |
| Wyoming            | 7 7  | 15 12   |
| 6. San Diego State | 4 10 | 10 17   |
| 7. BYU             | 3 11 | 9 20    |
| Colorado State     | 3 11 | 11 16   |

**UPCOMING CONFERENCE TOURNAMENT SCHEDULE:**

- Thursday, Mar. 10
- (1) Utah vs. (8) Colorado State, noon [ESPN+Plus]
- (4) UNLV vs. (5) Wyoming, 2:30 p.m. [ESPN+Plus]
- (2) New Mexico vs. (7) BYU, 7 p.m. [ESPN+Plus]
- (3) Air Force vs. (6) San Diego State, 10 p.m. [ESPN]

**STREET & SMITH'S NAMES BYU THE No.36 BASKETBALL PROGRAM ALL-TIME**

The BYU men's basketball program has been named one of the nation's all-time greatest basketball programs. Street & Smith's has produced a publication (released Jan. 25) recognizing the "100 Greatest College Basketball Programs of All Time," ranking BYU No. 36 on its list. Kentucky is named the No. 1 basketball program, with UCLA, North Carolina, Kansas and Duke completing the top five. Indiana, Louisville, Arkansas, UConn and Cincinnati round out the top 10. Street & Smith's graded each program's basketball history on the basis of NCAA Tournament success, NIT success, national championships, conference regular-season and tournament titles, all-time win-loss percentage, graduation rate, NCAA infractions, NBA first-round draft picks and mascot ferocity. Five Mountain West Conference teams made the list with Utah ranked 11th, UNLV 28th, BYU 36th, Wyoming 42nd and New Mexico 98th. Other in-state schools recognized include Weber State at No. 51 and Utah State at No. 82. Since BYU's first season in 1903, Cougar fans have cheered BYU to 82 winning seasons, 26 conference titles, 21 NCAA invites and 2 NIT titles, while Cougar players have earned 40 All-America and 96 all-conference citations, 43 NBA Draft selections and one National Player of the Year award. BYU entered the season No. 19 all-time in total victories and No. 36 in winning percentage.

**PLAYERS IN THE PROS**

In the past five years the BYU program has helped several players go on to professional basketball opportunities. Rafael Araujo was the No. 8 overall pick in this year's NBA draft, selected by the Toronto Raptors. Travis Hansen was the second-round pick of the Atlanta Hawks in 2003. After playing one year with the Hawks he signed a lucrative one-year contract to play in Spain. Others to play professionally over the past five years include Mekeli Wesley (Belgium), Terrell Lyday (France), Trent Whiting (Italy), Eric Nielsen (Spain) and Silester Rivers (Chile). In addition to Araujo, Mark Bigelow (Germany) and Luiz Lemes (Brazil) joined the professional ranks overseas from last year's team.

**COUGARS AMONG STATISTICAL LEADERS**

Jared Jensen is third among MWC players in free throw (.844) percentage and would be sixth in field goal percentage (.551) if he met the minimum of three makes per game. Austin Ainge third in assists (4.0). Mike Hall ranks No. 4 in steals (1.6) while also ranking No. 8 in scoring (13.9). Jimmy Balderson ranks fifth in three-point percentage overall (.423) while Mike Rose is No. 7 (.401). Rose is No. 3 in most threes made overall (55) and Mike Hall is tied for fourth (53).

**SHOOTING BAROMETER**

BYU is 9-1 when the Cougars have the better shooting percentage. BYU is 4-2 when shooting 50 percent or above, suffering the losses at UNM and at Utah. At New Mexico, the Cougars shot 55 percent, their highest percentage during MWC play. The Lobos, however, made 62 percent from the floor and 68.4 percent on threes, both highs by a BYU opponent this year. After its loss to UNLV Saturday, BYU is now 0-7 when its opposition makes 50 percent or better and is 0-19 this season when being outshot.

**LINEUPS AND INJURIES A PLENTY FOR COUGARS**

The Cougars have used 18 different starting lineups this year with 12 different Cougars receiving a starting assignment. Due to injuries, BYU played the last four games with eight scholarship players among its 11 players currently available. Seven players have missed time due to injury this year. After helping BYU to a 3-3 record in six straight starts, the team's leading rebounder Keena Young became the most recent Cougar to go down (broken hand), missing the past four games. He is out for the year. Garner Meads has missed the last seven games with a leg injury and is doubtful to play in the MWC Tournament. He has missed 12 games overall this year.

**DAWES NAMED MWC PLAYER OF THE WEEK (Jan. 31)**

Sophomore center Derek Dawes earned MWC Player of the Week honors on Jan. 31 for his career night against New Mexico, marking the first award of his career. The 6-foot-11 Dawes set career bests of 14 points, 6-of-7 (.857) shooting, and 4 blocks while tying career marks of 10 rebounds, 2 assists and 1 steal in the victory. He was also perfect from the free-throw line (2-2) in 32 minutes of action. After his only missed shot of the game, Dawes used his hustle to regain the Cougar possession by stealing a Lobo pass. Dawes' energy and effort in the post led the Cougars to a 68-53 win over the Lobos, their first MWC win of the season. The 14-point, 10-rebound double-double was the first of his career.

**CLEVELAND NOW NO. 4 IN ALL-TIME WINS, NO. 2 ON MARRIOTT CENTER VICTORIES, NO. 1 IN MWC WINS**

With a 138-107 overall record in his eighth season in Provo, BYU coach Steve Cleveland is fourth on BYU's career coaching victories list and is 15 wins from moving into second. Cleveland passed Frank Arnold (1975-83) with his victory over Colorado State in Provo on Feb. 14. Legendary Cougar coach Stan Watts has the most wins in school history with 372 triumphs from 1949-72. Ott Romney (1927-35) and Roger Reid (1989-96) both achieved 152 victories. Cleveland has guided BYU to the second-most Marriott Center wins and needs three more to have the most ever by a BYU coach. With his 90-26 record in the Cougars' home arena, he is currently second behind Roger Reid, who has 92 Marriott Center wins. Cleveland has 48 MWC wins, sharing top honors with Wyoming's Steve McClain.

**BYU BASKETBALL ON KSL NEWSRADIO 1160**

The "Voice of the Cougars" is KSL Newsradio 1160's Greg Wrubell. He is in his ninth season as the play-by-play voice of BYU basketball. Wrubell, also the voice of BYU football, is joined by color analyst Mark Durrant, a four-year BYU basketball letterman who graduated in 1995 as a three-time Academic All-WAC forward, or Brian Santiago, who was the WAC assist and three-point percentage leader at Fresno State. Durrant has been part of the KSL broadcast team for eight years while Santiago is in his fourth year providing analysis for select games. Stations on the Cougar Sports Network include:

- Salt Lake City, Utah (Flagship) KSL 1160 AM
- St. George, Utah KDXU 890 AM
- Manti/Delta, Utah KMGR 95.7 FM
- Idaho Falls, Idaho KSSL 1260 AM
- Also, listen online at KSL.com

**BYU COACHES ON KSL THIS WEEK ...**  
 Coach's Corner with Steve Cleveland  
 The Steve Cleveland Show  
 Cougar Hoops Weekly with Dave Rose



"Voice of the Cougars"  
Greg Wrubell

Wednesday at 8:45 a.m.  
 Monday 6-7 p.m.  
 Tuesday 6-7 p.m.



**COUGAR ROSTER BREAKDOWN**

**STARTERS RETURNING (3)**

Mike Hall G/F Sr. 12.8 PPG, 3.5 RPG, 1.4 SPG  
*(30 starts in 2003-04, 30 career starts)*  
Jared Jensen F/C Sr. 3.8 PPG, 2.1 RPG, .536 FG%  
*(8 starts in 2003-04, 58 career starts)*  
Garner Meads F So. 4.2 PPG, 2.9 RPG, .547 FG%  
*(18 starts in 2003-04, 18 career starts)*

**STARTERS LOST (4)**

Rafael Araujo C 6-11 18.4 PPG, 10.1 RPG, 1.4 SPG  
*(30 starts in 2003-04, 62 career starts)*  
Mark Bigelow F/G 6-7 13.4 PPG, 3.8 RPG, 2.8 APG  
*(30 starts in 2003-04, 119 career starts)*  
Luiz Lemes G 6-3 8.7 PPG, 3.0 RPG, 4.5 APG  
*(30 starts in 2003-04, 30 career starts)*  
Kevin Woodberry G 6-0 5.0 PPG, 1.9 RPG, 2.1 APG  
*(5 starts in 2003-04, 31 career starts)*

**LETTERWINNERS RETURNING (8)**

Mike Hall G/F Sr. 12.8 PPG, 3.5 RPG, 1.4 SPG  
Jared Jensen F/C Sr. 3.8 PPG, 2.1 RPG, .536 FG%  
Terry Nashif G Sr. 1.0 PPG, 1.0 RPG, 1.1 APG  
Austin Ainge G So. 1.3 PPG, 0.4 RPG, 0.8 APG  
Garner Meads F So. 4.2 PPG, 2.9 RPG, .547 FG%  
Mike Rose G So. 3.9 PPG, 0.7 RPG, .459 3FG%  
\*Jimmy Balderson G So. 4.0 PPG, 1.5 RPG  
\*\*Derek Dawes C So. 1.1 ppg, 2.0 rpg

*\* returning from mission; stats from 2001-02 season*

*\*\* redshirt last year after returning from mission, stats from 2000-01 season*

**LETTERWINNERS LOST (7)**

Rafael Araujo C Sr. 18.4 PPG, 10.1 RPG, 1.4 SPG  
Mark Bigelow F/G Sr. 13.4 PPG, 3.8 RPG, 2.8 APG  
Luiz Lemes G Sr. 8.7 PPG, 3.0 RPG, 4.5 APG  
Kevin Woodberry G Sr. 5.0 PPG, 1.9 RPG, 2.1 APG  
Jake Shoff F/C Sr. 2.9 PPG, 2.7 RPG, .612 FG%  
Ricky Bower G Sr. Missed Sr. season due to injury  
+Marc Roberts G 6-3 (1.7 ppg, 1.1 rpg)

*+ Left team after sixth game in 2003-04*

**RETURNING 2003-04 REDSHIRTS (2)**

Joshua Burgess F 6-8 Jr. TR  
Derek Dawes C 6-11 So. 1L

**NEWCOMERS (7)**

David Burgess C 6-10 Fr.  
*(signed out of Woodbridge HS in Irvine, Calif.)*  
Sam Burgess G 6-3 So.  
*(Transfer back from LDS Mission (Snow College))*  
Chris Miles F 6-10 Fr.  
*(Signed out of Timpview HS in Provo, Utah)*  
Trent Plaisted F 6-10 Fr.  
*(Signed out of Clark HS in San Antonio)*  
Brock Reichner G 6-4 Jr.  
*(Walkon transferring from Salt Lake CC)*  
Joshua Reisman G 6-1 Jr.  
*(Transfer signed out of San Jose City College (Calif.))*  
Keena Young G/F 6-6 So.  
*(Transfer signed out of South Plains College (Texas))*

**RETURNING FROM LDS CHURCH MISSIONS (2)**

Sam Burgess G 6-3 190 So. TR  
*(Returned in May from Spokane, Wash.)*  
Jimmy Balderson G 6-6 200 So. 1L  
*(Returned in August from Micronesia, Guam)*

**DOUBLE-FIGURE POINTS**

BYU has struggled to receive consistent performances from its young roster this season, a significant reason for its 9-20 record despite being competitive in most games. The Cougars have proven a strong team when more than two players have been able to put up double-digit points in a game. BYU has had 12 games this year when three or more players scored in double figures and the Cougars are 8-4 in those games (8-2 when four or more Cougars reach double digits). When two or fewer Cougars reach double figures, however, BYU is a mere 1-16. The impact of not having at least three players consistently stepping up offensively in a given game has been significant when considering the fact that BYU has lost 10 games by single-digit margins, including five by three points or less. Listed below are some breakdowns on BYU's double-digit scoring this season.

**BYU Record When ...**

6 players reach double figures .....1-0  
5 players reach double figures .....2-1  
4 players reach double figures .....5-1  
3 players reach double figures .....0-2  
2 players reach double figures .....1-12  
1 players reach double figures .....0-3  
No players reach double figures .....0-1  
Mike Hall reaches double figures .....9-14  
Austin Ainge reaches double figures .....5-8  
Jared Jensen reaches double figures .....5-6  
Keena Young reaches double figures .....6-3  
Mike Rose reaches double figures .....5-4  
Jimmy Balderson reaches double figures ...2-4  
Derek Dawes reaches double figures .....3-2  
Garner Meads reaches double figures .....1-1  
Terry Nashif reaches double figures .....1-0  
Chris Miles reaches double figures .....1-0

When seniors Mike Hall and Jared Jensen both score in double figures and are joined by any other Cougar with 10 or more points, BYU was 5-0 prior to its loss to UNLV Saturday. When Hall and Jensen are the only Cougars to reach double figures, BYU has a 5-4 record. The chart below shows the 10 Cougars who have scored in double figures at least once this season and BYU's record when joined by another teammate with double-digit points.

| Player    | Hall | Rose | Young | Nashif | Ainge | Balderson | Meads | Dawes | Jensen | Miles |
|-----------|------|------|-------|--------|-------|-----------|-------|-------|--------|-------|
| Hall      | -    | 5-2  | 6-2   | 1-0    | 5-4   | 2-2       | 1-1   | 3-2   | 5-5    | 1-0   |
| Rose      | 5-2  | -    | 3-1   | 1-0    | 3-2   | 1-1       | 0-1   | 2-2   | 3-0    | 1-0   |
| Young     | 6-2  | 3-1  | -     | 1-0    | 3-1   | 1-1       | 1-0   | 2-1   | 4-0    | 0-0   |
| Nashif    | 1-0  | 1-0  | 1-0   | -      | 1-0   | 0-0       | 0-0   | 0-0   | 1-0    | 0-0   |
| Ainge     | 5-4  | 3-2  | 3-1   | 1-0    | -     | 2-2       | 0-0   | 1-0   | 2-1    | 0-0   |
| Balderson | 2-2  | 1-1  | 1-1   | 0-0    | 2-2   | -         | 0-1   | 1-1   | 0-0    | 0-0   |
| Meads     | 1-1  | 0-1  | 1-0   | 0-0    | 0-0   | 0-1       | -     | 0-1   | 1-0    | 0-0   |
| Dawes     | 3-2  | 2-2  | 2-1   | 0-0    | 1-0   | 1-1       | 0-1   | -     | 1-0    | 0-0   |
| Jensen    | 5-5  | 3-0  | 4-0   | 1-0    | 2-1   | 0-0       | 1-0   | 1-0   | -      | 1-0   |
| Miles     | 1-0  | 1-0  | 0-0   | 0-0    | 0-0   | 0-0       | 0-0   | 0-0   | 1-0    | -     |





Steve Cleveland is in his eighth year at the helm of the Cougars in 2004-05. During his tenure at BYU, Cleveland has proven to be a first-rate recruiter, an excellent coach and player developer, and above all, a winner.

Cleveland has guided BYU to five straight postseason appearances and four 20-win seasons in the last five years. Only three other BYU coaches have ever achieved more 20-win seasons. He was recognized as the Mountain West Conference's top strategist in the 2004 Street & Smith College Basketball Preview. He was honored as the MWC Coach of the Year in 2002-03,

as voted by the league's coaches and media members, after guiding BYU to a share of the MWC regular season title and a 23-9 record.

In 2003-04, Cleveland coached the Cougars to a 76-71 win over then No. 25 and 2004 Final Four team Oklahoma State in the Delta Center. The Cougars finished second in the Mountain West Conference and advanced to the NCAA Tournament before losing 80-75 to defending national champion Syracuse. In 2002-03, Cleveland's team finished 23-9 and tied for the MWC title before earning an NCAA invite. In 2001-02, Cleveland coached BYU to a win over No. 13 Stanford and advanced to the second round of the NIT despite having lost four starters and six of his top seven players from the prior season. In 2000-01, Cleveland guided BYU to its first NCAA tournament bid since 1995, its first conference regular season title since 1993 and its first conference tournament championship since 1992. While rebuilding a program that finished 1-25 before his arrival, he has posted records of 9-21, 12-16, 22-11, 24-9, 18-12, 23-9 and 21-9. The 1999-2000, 2000-2001 and 2002-03 seasons all rank among the school's best years ever in terms of wins. In fact, since BYU's first season in 1903, only five BYU teams have ever recorded more wins than the 24-9 team in 2000-01.

Cleveland has brought the magic of the Marriott Center back in Provo. BYU averaged 15,300 fans in 2003-04, including the largest crowd (22,718) since 1992, to rank 11th nationally. BYU had the nation's largest percentage increase in attendance in 2003. The Cougars owned the nation's longest homecourt victory streak for much of the 2002 and 2003 seasons until it finally ended at 44 games. BYU has won 62 of its last 63 games at home, including unbeaten seasons in 2001, 2002 and 2004.

Cleveland's teams have traditionally been prepared to play their best at the end of the season. BYU ended the 2003-04 season on a nine-game winning streak through February and March until losing in the MWC semifinal game, earning its third NCAA bid in the last four years. BYU has been to the post-season five straight years. In 2001-02 BYU won in the first round of the NIT before losing at eventual NIT champion Memphis. In 2000-01, BYU won five straight games on the road to secure a share of the MWC regular season title and earn the automatic NCAA bid by claiming the MWC Tournament in Las Vegas. The Cougars won six of their last eight games the prior season, including two MWC tournament wins and two NIT victories. In Cleveland's first year, BYU completed a rare sweep of No. 15 New Mexico and UTEP on the road to earn a WAC tournament berth. The road sweep of New Mexico and UTEP was the first for BYU since 1990-91 and the 83-62 upset of nationally ranked New Mexico in the Pit ended the Lobos' 41-game home winning streak. In Cleveland's second season the Cougars had a blowout win over UTEP before a 90-74 conference tournament upset victory over TCU to achieve BYU's first conference tournament win since 1994.

Cleveland's teams have advanced to the finals of the MWC tournament in two of the five seasons the event has been played, winning the title in 2001.

As a recruiter, Cleveland has made a similar impact on BYU's program. Cleveland's recruits have proven they are not only committed to Cleveland's vision but also are the kind of players to help make that vision a reality in Provo. Cleveland and his staff have been able to attract top talent and develop them into better players.

Cleveland's recruits have been honored with a string of conference newcomer or major awards in their first seasons at BYU. Eight players have been honored in Cleveland's eight years as the Cougar coach, including five who have been singled out as either the conference newcomer or freshman of the year. The last two years Rafael Araujo was named the Newcomer of the Year by the conference media members in a poll conducted by the Las Vegas Review-Journal (the MWC no longer has such an award) and Mike Hall was named MWC Defensive Player of the Year. Listed below is the list of award winners in their first season at BYU.

- Mike Hall (2003-2004 Defensive Player of the Year; All-MWC Third Team)
- Rafael Araujo (2002-2003 Newcomer of the Year by MWC media poll)
- Jared Jensen (2001-2002 MWC Co-Freshman of the Year)
- Trent Whiting (2000-2001 MWC Newcomer Team, 2nd Team All-MWC)
- Terrell Lyday (1999-2000 MWC Newcomer of the Year; All-Tournament Team)
- Mark Bigelow (1998-99 WAC Freshman of the Year; Newcomer Team, 2nd Team All-WAC)
- Mekeli Wesley (1997-98 WAC Newcomer Team)
- Ron Selleaze (1997-98 WAC Newcomer of the Year; Newcomer Team, 2nd Team All-WAC)

In October 2001, Cleveland signed a multi-year contract extension with BYU. Before taking the helm with the Cougars on March 11, 1997, Cleveland compiled a 157-77 record at Fresno City College in Fresno, Calif. Cleveland was named coach of the year two times while at FCC and led the Rams to post-season playoffs in each of his seven seasons in Fresno. Cleveland coached 10 years at Fresno's Clovis West High School, compiling a 180-70 record.

**PLAYING CAREER**

Cleveland played college basketball at UC Irvine and was the Anteaters' MVP and leading scorer his senior season in 1975-76. Prior to attending UC Irvine, Cleveland was Fresno City College's Most Outstanding Player in 1973-74. Cleveland received a B.A. degree in social science from UC Irvine in 1976, and received a Master's in education administration from Fresno Pacific in 1979.

**PERSONAL**

Cleveland, 53, was born in the Los Angeles area and spent most of his life in Fresno, Calif. He served a full-time mission for the Church of Jesus Christ of Latter-day Saints to England from 1971-73. Cleveland was the first head basketball or football coach at BYU to have served a church mission. Cleveland and his wife Kip have three children: sons Casey and Skyler and daughter Katie.

**CLEVELAND'S BYU LEDGER**

| BRIGHAM YOUNG UNIVERSITY |            |            |             |                     |                   |                   |
|--------------------------|------------|------------|-------------|---------------------|-------------------|-------------------|
| Year                     | W          | L          | Pct.        | Conference          | Conf. Tourney     | NCAA/NIT          |
| 2004-2005                | 9          | 20         | .310        | 3-11 (T-7th MWC)    |                   |                   |
| 2003-2004                | 21         | 9          | .700        | 10-4 (2nd MWC)      | 1-1               | 0-1 NCAA          |
| 2002-2003                | 23         | 9          | .719        | 11-3 (T-1st MWC)    | 1-1               | 0-1 NCAA          |
| 2001-2002                | 18         | 12         | .600        | 7-7 (T-4th MWC)     | 0-1               | 1-1 NIT           |
| 2000-2001                | 24         | 9          | .727        | 10-4 (T-1st MWC)    | 3-0               | 0-1 NCAA          |
| 1999-2000                | 22         | 11         | .667        | 7-7 (sixth MWC)     | 2-1               | 2-1 NIT           |
| 1998-1999                | 12         | 16         | .429        | 6-8 (fifth WAC)     | 1-1               |                   |
| 1997-1998                | 9          | 21         | .300        | 4-10 (sixth WAC)    | 0-1               |                   |
| <b>Totals</b>            | <b>138</b> | <b>107</b> | <b>.563</b> | <b>58-54 (.518)</b> | <b>8-6 (.571)</b> | <b>3-5 (.375)</b> |





**MIKE HALL**  
**6-3 • 205 • senior • guard**  
**San Bernardino, Calif.**

**NOTING HALL:** An All-MWC Third Team selection, Hall leads the Cougars in scoring at 13.9 ppg ... Has scored in double figures in a team-leading 23 games ... Posted a team-high 22 points against UNLV, tying his career-high with five three-pointers made ... Scored 12 points at Utah ... Recorded 6 points at Air Force ... Scored 19 points on 6-of-12 shooting at UNM and a game-high 3 steals ... Led the team with 16 points while tying his career-high with five steals against Colorado State ... Had 9 points vs. Wyoming and did not record a rebound for the first time in his two years at BYU ... Scored a career-high 24 points at SDSU on 8-12 shooting, including a perfect 4-4 mark from three-point range ... Contributed 16 points and tied his career-high with five steals at UNLV ... Scored 16 points with 8 rebounds and 2 assists vs. New Mexico ... Posted a career-high three blocks while scoring 13 points against Air Force, with 3 treys, his first game with more than 2 treys since a career-best 5 treys at Weber State on Dec. 23 ... Led the Cougars with 16 points against Wyoming, including a dunk off of one of his two steals ... Scored 11 points at CSU, all in the second half ... Scored 14 points on 6-10 shooting against MSU-Billings... Led the Cougars with 16 points

vs. San Diego State while going a perfect 8-for-8 from the line ... Scored team-high 12 points at Saint Mary's ... He was 5-of-7 vs. Southern Utah while scoring 12 points ... Equaled his career-high with 23 points at Weber State, making a career-best 5 threes (5-7) and 9 field goals (9-12) ... Hall led BYU with 18 points vs. NC State ... Scored a team-leading 21 points on 58 percent (7-12) shooting while pulling down a career-high nine rebounds against Boise State ... Contributed 13 points at USC, including three buckets from behind the arc ... Recorded a team-high 19 points at Utah State, including 3-6 (.500) from behind the three-point line ... Achieved career-high 23 points vs. California, scoring the team's final 12 points ... Was out with an injured ankle the week leading up to the season opener ... Averaged 10.3 ppg at the Maui Invitational but lacked usual explosiveness while recovering from injury ... Dished out career-high 5 assists vs. Chaminade.

**MORE ON HALL:** A 6-foot-3 guard from San Bernardino, Calif., Hall is a first-team all-MWC candidate as a senior ... He earned MWC Defensive Player of the Year honors and All-MWC Third Team last year ... He is BYU's top returning scorer with the departure of NBA lottery pick Rafael Araujo and four-year starter Mark Bigelow ... Hall joined BYU as a junior from Dixie State College, where he was a first-team NJCAA All-American and Scenic West Athletic Conference and NJCAA Region 18 Player of the Year ... Hall began his college career at Pepperdine University in 2000-2001, playing 18 games for Jan van Breda Kolff in his final season coaching the Waves ... Last year filled the position vacated by graduated All-MWC guard Travis Hansen, who was selected by the Atlanta Hawks in the 2003 NBA Draft ... An unselfish, team-oriented player, Hall is an aggressive, slashing offensive scorer, solid rebounder and strong defender ... Last year he had 20 double-figure scoring games, including nine of the last 11 outings ... BYU was 15-5 when he scores in double digits ... Against Syracuse in the NCAA Tournament he had 17 points on 6-of-9 shooting, including 3-of-3 treys, while equaling his season high of 4 assists ... Against the Orangemen he not only hit from long range but had two head-turning dunks, including an ally-oop from Luiz Lemes ... He led BYU with 21 points on 8-of-10 shooting vs. Utah ... His dunk over MWC Co-Player of the Year Nick Welch of Air Force was the ESPN Play of the Day ... He had 16 points vs. New Mexico while holding Danny Granger to 9 points and 3 rebounds (Granger came in averaging 21 and 9) ... He shot 50 percent or better in 17 games .. Scored career-high 22 points vs. Weber State on 8-of-12 shooting.

**PERSONAL:** Born August 1982 in San Bernardino, Calif. ... parents are Clarence and Sharon Hogue ... brother Marcus Hall ... three-year-old son named Elijah Michael ... said he chose BYU because of good coaches, perfect fit for his position, good school, great community and fan support ... said the most influential people in his sports career are his stepfather and mother ... recreation management major.

**Mike Hall – 2004-05 Game-by-Game**

| Opponent                               | Date     | GS | Min | TOTAL |     |      | 3PTS |     |       | REBOUNDS |     |       | PF   | FO | A  | TO  | Blk | Stl | Pts | Avg  |     |      |      |      |      |
|--|----------|----|-----|-------|-----|------|------|-----|-------|----------|-----|-------|------|----|----|-----|-----|-----|-----|------|-----|------|------|------|------|
|  |          |    |     | FG    | FGA | Pct  | 3FG  | FGA | Pct   | FT       | FTA | Pct   |      |    |    |     |     |     |     |      | Off | Def  | Tot  | Avg  |      |
| vs North Carolina                      | 11/22/04 | *  | 25  | 4     | 15  | .267 | 2    | 8   | .250  | 0        | 2   | 0.000 | 1    | 3  | 4  | 0   | 4   | 1   | 10  | 10.0 |     |      |      |      |      |
| vs Stanford                            | 11/23/04 | *  | 33  | 2     | 8   | .250 | 1    | 3   | .333  | 2        | 2   | 1.000 | 2    | 4  | 6  | 5.0 | 3   | 0   | 2   | 1    | 7   | 8.5  |      |      |      |
| vs Chaminade                           | 11/24/04 | *  | 38  | 5     | 12  | .417 | 2    | 5   | .400  | 2        | 2   | 1.000 | 3    | 3  | 6  | 5.3 | 0   | 5   | 1   | 0    | 14  | 10.3 |      |      |      |
| CALIFORNIA                             | 11/27/04 | *  | 37  | 8     | 18  | .444 | 3    | 7   | .429  | 4        | 5   | .800  | 3    | 1  | 4  | 5.0 | 1   | 0   | 2   | 0    | 3   | 13.5 |      |      |      |
| at Utah State                          | 12/01/04 | *  | 39  | 7     | 16  | .438 | 3    | 6   | .500  | 2        | 2   | 1.000 | 2    | 3  | 5  | 5.0 | 1   | 0   | 3   | 1    | 1   | 19   | 14.6 |      |      |
| at USC                                 | 12/04/04 | *  | 33  | 5     | 13  | .385 | 3    | 7   | .429  | 0        | 1   | 0.000 | 1    | 1  | 2  | 4.5 | 2   | 0   | 1   | 3    | 0   | 1    | 13   | 14.3 |      |
| BOISE STATE UNIVERSITY                 | 12/08/04 | *  | 38  | 7     | 12  | .583 | 2    | 3   | .667  | 5        | 6   | .833  | 2    | 7  | 9  | 5.1 | 2   | 0   | 5   | 1    | 0   | 0    | 21   | 15.3 |      |
| vs Washington State University         | 12/11/04 | *  | 36  | 1     | 10  | .100 | 1    | 6   | .167  | 0        | 0   | 0.000 | 0    | 1  | 1  | 4.6 | 4   | 0   | 2   | 3    | 0   | 2    | 3    | 13.8 |      |
| UTAH STATE                             | 12/18/04 | *  | 22  | 1     | 4   | .250 | 0    | 2   | .000  | 2        | 2   | 1.000 | 1    | 3  | 4  | 4.6 | 0   | 1   | 3   | 0    | 0   | 4    | 12.7 |      |      |
| NORTH CAROLINA STATE                   | 12/21/04 | *  | 30  | 7     | 17  | .412 | 1    | 5   | .200  | 3        | 4   | .750  | 0    | 4  | 4  | 4.5 | 3   | 0   | 3   | 0    | 0   | 3    | 18   | 13.2 |      |
| at Weber State                         | 12/23/04 | *  | 35  | 9     | 12  | .750 | 5    | 7   | .714  | 0        | 0   | 0.000 | 1    | 1  | 2  | 4.3 | 2   | 0   | 4   | 3    | 0   | 2    | 23   | 14.1 |      |
| SOUTHERN UTAH UNIVERSITY               | 12/28/04 | *  | 29  | 5     | 7   | .714 | 1    | 3   | .333  | 1        | 2   | .500  | 2    | 2  | 4  | 4.3 | 1   | 0   | 3   | 2    | 0   | 0    | 12   | 13.9 |      |
| SANTA CLARA                            | 12/31/04 | *  | 37  | 3     | 7   | .429 | 1    | 3   | .333  | 3        | 3   | 1.000 | 0    | 1  | 1  | 4.0 | 4   | 0   | 2   | 3    | 1   | 2    | 10   | 13.6 |      |
| at Saint Mary's (CA)                   | 01/04/05 | *  | 35  | 5     | 10  | .500 | 2    | 4   | .500  | 0        | 0   | 0.000 | 2    | 2  | 3  | 3.9 | 2   | 0   | 1   | 1    | 0   | 0    | 12   | 13.5 |      |
| SAN DIEGO STATE                        | 01/08/05 | *  | 36  | 3     | 12  | .250 | 2    | 7   | .286  | 8        | 8   | 1.000 | 3    | 3  | 6  | 4.0 | 1   | 0   | 1   | 4    | 0   | 0    | 16   | 13.7 |      |
| MONTANA STATE-BILLINGS                 | 01/11/05 | *  | 24  | 6     | 10  | .600 | 0    | 2   | .000  | 2        | 2   | 1.000 | 3    | 2  | 5  | 4.1 | 0   | 0   | 1   | 3    | 0   | 0    | 14   | 13.7 |      |
| at Colorado State                      | 1-15/05  | *  | 30  | 4     | 13  | .308 | 1    | 7   | .143  | 2        | 2   | 1.000 | 0    | 3  | 3  | 4.0 | 5   | 1   | 4   | 0    | 0   | 1    | 11   | 13.5 |      |
| at Wyoming Cowboys                     | 1-17/05  | *  | 34  | 4     | 12  | .333 | 1    | 3   | .333  | 7        | 8   | .875  | 2    | 1  | 3  | 3.9 | 2   | 0   | 1   | 2    | 0   | 2    | 16   | 13.7 |      |
| AIR FORCE                              | 01/22/05 | *  | 38  | 5     | 10  | .500 | 3    | 6   | .500  | 0        | 0   | 0.000 | 0    | 3  | 3  | 3.9 | 4   | 0   | 2   | 3    | 3   | 1    | 13   | 13.6 |      |
| NEW MEXICO                             | 01/24/05 | *  | 38  | 7     | 18  | .389 | 1    | 6   | .167  | 1        | 3   | .333  | 3    | 5  | 8  | 4.1 | 1   | 0   | 2   | 0    | 0   | 1    | 16   | 13.8 |      |
| UNIVERSITY OF UTAH                     | 01/31/05 | *  | 31  | 1     | 7   | .143 | 0    | 3   | .000  | 2        | 2   | 1.000 | 0    | 1  | 1  | 4.0 | 3   | 0   | 1   | 0    | 2   | 2    | 4    | 13.3 |      |
| at UNLV                                | 02/05/05 | *  | 39  | 3     | 12  | .250 | 2    | 8   | .250  | 8        | 10  | .800  | 1    | 1  | 2  | 3.9 | 1   | 0   | 1   | 1    | 0   | 5    | 16   | 13.4 |      |
| at SAN DIEGO STATE                     | 02/07/05 | *  | 37  | 8     | 12  | .667 | 4    | 4   | 1.000 | 4        | 6   | .667  | 0    | 4  | 4  | 3.9 | 1   | 0   | 2   | 3    | 1   | 0    | 24   | 13.9 |      |
| WYOMING                                | 02/12/05 | *  | 33  | 3     | 16  | .188 | 1    | 9   | .111  | 2        | 4   | .500  | 0    | 0  | 0  | 3.7 | 4   | 0   | 2   | 0    | 0   | 2    | 9    | 13.7 |      |
| COLORADO STATE                         | 02/14/05 | *  | 38  | 5     | 10  | .500 | 2    | 4   | .500  | 4        | 5   | .800  | 0    | 2  | 2  | 3.6 | 1   | 0   | 2   | 3    | 0   | 5    | 16   | 13.8 |      |
| at New Mexico                          | 02/19/05 | *  | 33  | 6     | 12  | .500 | 2    | 5   | .400  | 5        | 7   | .714  | 1    | 1  | 2  | 3.6 | 2   | 0   | 2   | 1    | 1   | 3    | 19   | 14.0 |      |
| at Air Force                           | 2-21/05  | *  | 28  | 3     | 11  | .273 | 0    | 6   | .000  | 0        | 0   | 0.000 | 0    | 0  | 0  | 3.4 | 0   | 0   | 2   | 0    | 0   | 0    | 6    | 13.7 |      |
| at Utah                                | 02/26/05 | *  | 37  | 5     | 12  | .417 | 2    | 5   | .400  | 0        | 0   | 0.000 | 0    | 3  | 3  | 3.4 | 2   | 0   | 1   | 3    | 0   | 0    | 12   | 13.6 |      |
| UNLV                                   | 03/05/05 | *  | 36  | 7     | 18  | .389 | 5    | 9   | .556  | 3        | 5   | .600  | 4    | 2  | 6  | 3.5 | 3   | 0   | 1   | 1    | 0   | 3    | 22   | 13.9 |      |
| Totals                                 |          |    | 29  | 979   | 139 | 346  | .402 | 53  | 153   | .346     | 72  | 93    | .774 | 35 | 67 | 102 | 3.5 | 59  | 1   | 57   | 52  | 10   | 45   | 403  | 13.9 |
| Hall vs. UNM (4 games, BYU record 2-2) |          |    | 4   | 36.2  | 27  | 54   | .500 | 6   | 15    | .400     | 12  | 22    | .545 | 7  | 10 | 17  | 4.3 | 7   | 0   | 7    | 3   | 1    | 6    | 72   | 18.0 |

**BYU CAREER HIGHS:**

POINTS: 24 at SDSU (2005)  
 FG MADE: 9 at Weber St.(2005)  
 FG ATT: 18 vs. California, vs. UNM, vs. UNLV (2005)  
 FG%: .875 (7-8) vs. SUU (2004)  
 3FG MADE: 5 at Weber St. vs. UNLV (2005)  
 3FG ATT: 9 vs. Wyoming, vs. UNLV (2005)  
 3FG%: 1.000 (4-4) at SDSU (2005)  
 FT MADE: 10 vs. UNLV (2004)  
 FT ATT: 10 at UNLV (2005), vs. UNLV (2004)  
 FT %: 1.000 (10-10) vs. UNLV (2004)  
 REB: 9 vs. Boise State (2005)  
 ASSISTS: 5 vs. Chaminade (2005), vs. Boise State (2005)  
 STEALS: 5 vs. Colorado State, at UNLV (2005), vs. SDSU (2004)  
 BLOCKS: 3 vs. Air Force (2005)  
 MINUTES: 41 vs. SDSU (2004)

**HALL PRIOR YEARS' STATS**

| YEAR    | GP | GS | MIN | AVG  | FG  | FGA | PCT  | 3FG | FGA | PCT  | FT | FTA | PCT  | OFF | DEF | TOT | AVG | PF | FO | A  | AVG | TO | BLK | STL | PTS | AVG  |
|---------|----|----|-----|------|-----|-----|------|-----|-----|------|----|-----|------|-----|-----|-----|-----|----|----|----|-----|----|-----|-----|-----|------|
| 2003-04 | 30 | 28 | 953 | 31.8 | 131 | 265 | .494 | 24  | 69  | .348 | 98 | 134 | .731 | 48  | 56  | 104 | 3.5 | 60 | 1  | 54 | 1.8 | 58 | 14  | 42  | 384 | 12.8 |





**MIKE ROSE**

6-2 • 185 • sophomore • guard  
Houston, Texas

**NOTING ROSE:** Fourth on the team in scoring at 7.8 ppg ... 55 of his 79 successful field goals this year have been from behind the three-point arc ... His 55 threes is No. 3 among MWC players ... Is second on the team in three-point percentage with a .401 mark ... Has scored in double figures in nine games (BYU is 5-4 in those games) ... Scored 6 points on 2 three-pointers against UNLV ... Did not score while contributing 1 rebound at both Utah and Air Force ... Scored 3 points with 2 rebounds in 20 minutes at UNM ... Posted 3 points, 2 rebounds and 2 steals against Colorado State ... Recorded 6 points vs. Wyoming ... Last reached double digits with game-high 21 points, including 5 treys, vs. New Mexico ... Had 13 points off the bench at Wyoming on 4-8 shooting ... Started at CSU, scoring 6 points in career-equaling 36 minutes (also vs. SDSU) ... Started against MSU-Billings, contributing 14 points on 4-7 shooting from three-point range and recording his first block of the season ... Made fifth start and played career-most 36 minutes vs. SDSU, grabbing career-best 6 rebounds but went 3-10 from the floor and 1-7 on threes ... Had 6 points and 3 rebounds at Saint Mary's ... Equaled

career-high 26 points on 7-of-10 shooting, including 4 treys, to lead BYU over Santa Clara while adding 5 assists ... also had career marks of 8 FTs, 11 FTAs and 33 minutes ... Made his fourth start vs. SUU, scoring 14 points while hitting four treys ... Did not take a shot for the first time this season in 9 minutes off the bench at Weber State ... Scored 9 points on 3 treys in 20 minutes vs. NC State ... Scored in double figures in the prior four games while averaging 15.3 ppg in those games ... Scored 14 points vs. Utah State in 31 minutes ... Recorded 15 points and a career-high three steals against Washington State ... Connected on 6-of-9 three-pointers against Boise State en route to 19 points ... Came off the bench for 13 points on four three-pointers and one free throw at USC ... starting all three games at the Maui Invitational at shooting guard ... Scored 8 points vs. Stanford, with his 25 minutes vs. Stanford topping his high of 23 minutes played in a game last year as a freshman.

**MORE ON ROSE:** Rose is an excellent shooter out of Spring Woods High School in Houston who led the Mountain West Conference in three-point percentage (.459) as a freshman in 2003-04 ... He set the BYU record with eight treys in his first college game ... His 28 treys last year, despite mostly limited playing time, is the most by a returning player ... He is BYU's third-leading scorer returning from last season ... A strong scoring threat, he has range well beyond the three-point arc ... He utilizes a 37-inch vertical to shoot over taller defenders with a quick release at top of his leap and can dunk off either foot ... Last year he appeared in 26 of 30 games, averaging 3.9 points and 0.7 rebounds in 7.9 minutes per game while shooting 42 percent overall from the floor ... 28 of his 34 field goals were treys ... He totaled a game- and season-high 26 points, while also dishing out a season-best 6 assists, against Southern Utah ... He was a perfect 4-for-4 from the floor, including 3-of-3 on treys for 11 points in nine minutes vs. USC ... He scored 10 points, all in his 11 first-half minutes when he made 3-of-4 treys, and played 22 minutes vs. CSU ... He scored 9 points on 3-of-4 shooting from long range vs. New Mexico in 12 minutes ... He could play a much larger role for the Cougars in 2004-05.

**PERSONAL:** Rose was born October 1984 ... parents are Gordon and Sharon ... has two brothers, Greg (22) and Jordan (17) ... ranked sixth in his class of 365 seniors ... was recruited by Houston, St. Louis, Utah State, Colorado State, Texas Christian, Texas A&M, Tennessee and Illinois ... is the nephew of BYU Associate Head Coach Dave Rose ... open major.

**Mike Rose – 2004-05 Game-by-Game**

| Opponent                                       | Date     | GS | Min      | TOTAL       |           |           | 3PTS        |          |           | REBOUNDS    |          |          | PF           | FO       | A        | TO       | Blk         | Stl      | Pts      | Avg      |          |          |          |           |            |
|--|----------|----|----------|-------------|-----------|-----------|-------------|----------|-----------|-------------|----------|----------|--------------|----------|----------|----------|-------------|----------|----------|----------|----------|----------|----------|-----------|------------|
|  |          |    |          | FG          | FGA       | Pct       | 3FG         | 3FGA     | Pct       | FT          | FTA      | Pct      |              |          |          |          |             |          |          |          | Off      | Def      | Tot      | Avg       |            |
| vs North Carolina                              | 11-22-04 | *  | 15       | 2           | 7         | .286      | 1           | 5        | .200      | 0           | 0        | .000     | 0            | 1        | 1        | 10       | 0           | 0        | 0        | 5        | 5.0      |          |          |           |            |
| vs Stanford                                    | 11-23-04 | *  | 25       | 2           | 5         | .400      | 2           | 5        | .400      | 2           | 4        | .500     | 0            | 2        | 2        | 15       | 0           | 0        | 3        | 0        | 8        | 6.5      |          |           |            |
| vs Chamaine                                    | 11-24-04 | *  | 14       | 2           | 5         | .400      | 1           | 3        | .333      | 0           | 0        | .000     | 0            | 0        | 10       | 0        | 0           | 3        | 1        | 0        | 5        | 6.0      |          |           |            |
| CALIFORNIA                                     | 11/27/04 |    | 17       | 0           | 4         | .000      | 0           | 4        | .000      | 1           | 2        | .500     | 0            | 3        | 3        | 15       | 3           | 0        | 1        | 0        | 1        | 4.8      |          |           |            |
| at Utah State                                  | 12/01/04 |    | 4        | 1           | 3         | .333      | 1           | 2        | .500      | 0           | 0        | .000     | 0            | 0        | 12       | 2        | 0           | 0        | 0        | 0        | 3        | 4.4      |          |           |            |
| at USC   | 12/04/04 |    | 16       | 4           | 7         | .571      | 4           | 6        | .667      | 1           | 2        | .500     | 0            | 3        | 3        | 15       | 4           | 0        | 1        | 0        | 13       | 5.8      |          |           |            |
| BOISE STATE UNIVERSITY                         | 12/08/04 |    | 23       | 6           | 9         | .667      | 6           | 9        | .667      | 1           | 2        | .500     | 0            | 3        | 3        | 17       | 1           | 0        | 1        | 3        | 0        | 19       | 7.7      |           |            |
| vs Washington State University                 | 12/11/04 |    | 25       | 6           | 13        | .462      | 3           | 9        | .333      | 0           | 0        | .000     | 2            | 2        | 18       | 3        | 0           | 1        | 2        | 0        | 3        | 15       | 8.6      |           |            |
| UTAH STATE                                     | 12/18/04 |    | 31       | 5           | 15        | .333      | 3           | 8        | .375      | 1           | 2        | .500     | 1            | 0        | 1        | 17       | 0           | 0        | 1        | 0        | 2        | 14       | 9.2      |           |            |
| NORTH CAROLINA STATE                           | 12/21/04 |    | 20       | 3           | 7         | .429      | 3           | 5        | .600      | 0           | 0        | .000     | 0            | 1        | 1        | 16       | 3           | 0        | 1        | 1        | 0        | 9        | 9.2      |           |            |
| at Weber State                                 | 12-23-04 |    | 9        | 0           | 0         | .000      | 0           | 0        | .000      | 0           | 0        | .000     | 0            | 0        | 15       | 0        | 0           | 0        | 0        | 0        | 0        | 0        | 8.4      |           |            |
| SOUTHERN UTAH UNIVERSITY                       | 12/28/04 | *  | 25       | 5           | 9         | .556      | 4           | 7        | .571      | 0           | 0        | .000     | 0            | 1        | 1        | 14       | 0           | 0        | 1        | 1        | 0        | 14       | 8.8      |           |            |
| SANTA CLARA                                    | 12/31/04 |    | 33       | 7           | 10        | .700      | 4           | 7        | .571      | 8           | 11       | .727     | 0            | 3        | 3        | 15       | 0           | 0        | 5        | 0        | 0        | 26       | 10.2     |           |            |
| at Saint Mary's (CA)                           | 01/04/05 |    | 16       | 2           | 5         | .400      | 2           | 3        | .667      | 0           | 0        | .000     | 0            | 3        | 3        | 16       | 1           | 0        | 2        | 3        | 0        | 6        | 9.9      |           |            |
| SAN DIEGO STATE                                | 01/08/05 | *  | 36       | 3           | 10        | .300      | 1           | 7        | .143      | 0           | 0        | .000     | 0            | 6        | 19       | 3        | 0           | 2        | 1        | 0        | 0        | 7        | 9.7      |           |            |
| MONTANA STATE-BILLINGS                         | 01/11/05 | *  | 22       | 5           | 10        | .500      | 4           | 7        | .571      | 0           | 0        | .000     | 2            | 2        | 19       | 1        | 0           | 3        | 0        | 1        | 1        | 14       | 9.9      |           |            |
| at Colorado State                              | 1-15-05  | *  | 36       | 2           | 9         | .222      | 2           | 9        | .222      | 0           | 0        | .000     | 1            | 0        | 1        | 19       | 1           | 0        | 2        | 3        | 0        | 6        | 9.7      |           |            |
| at Wyoming Cowboys                             | 1-17-05  |    | 17       | 4           | 8         | .500      | 1           | 5        | .200      | 4           | 4        | 1.000    | 1            | 2        | 3        | 19       | 2           | 0        | 0        | 2        | 0        | 13       | 9.9      |           |            |
| AIR FORCE                                      | 01/22/05 |    | 20       | 1           | 4         | .250      | 1           | 4        | .250      | 1           | 2        | .500     | 0            | 0        | 18       | 3        | 0           | 1        | 2        | 0        | 1        | 4        | 9.6      |           |            |
| NEW MEXICO                                     | 01/24/05 |    | 29       | 7           | 12        | .583      | 5           | 9        | .556      | 2           | 2        | 1.000    | 1            | 2        | 3        | 19       | 1           | 0        | 1        | 1        | 0        | 21       | 10.2     |           |            |
| UNIVERSITY OF UTAH                             | 01/31/05 |    | 23       | 1           | 2         | .500      | 1           | 1        | 1.000     | 0           | 0        | .000     | 0            | 1        | 1        | 19       | 3           | 0        | 2        | 0        | 0        | 3        | 9.8      |           |            |
| at UNLV  | 02/05/05 |    | 13       | 0           | 2         | .000      | 0           | 2        | .000      | 0           | 0        | .000     | 1            | 0        | 1        | 18       | 0           | 0        | 0        | 0        | 0        | 0        | 9.4      |           |            |
| at SAN DIEGO STATE                             | 02-07-05 |    | 13       | 1           | 6         | .167      | 0           | 4        | .000      | 0           | 0        | .000     | 0            | 1        | 1        | 18       | 0           | 0        | 1        | 0        | 0        | 2        | 9.0      |           |            |
| WYOMING  | 02/12/05 |    | 17       | 2           | 5         | .400      | 2           | 5        | .400      | 0           | 0        | .000     | 0            | 1        | 1        | 18       | 0           | 0        | 1        | 1        | 0        | 6        | 8.9      |           |            |
| COLORADO STATE                                 | 02/14/05 |    | 13       | 1           | 3         | .333      | 1           | 3        | .333      | 0           | 1        | .000     | 2            | 2        | 18       | 2        | 0           | 0        | 0        | 0        | 2        | 3        | 8.7      |           |            |
| at New Mexico                                  | 02/19/05 |    | 20       | 1           | 2         | .500      | 1           | 2        | .500      | 0           | 0        | .000     | 0            | 2        | 2        | 18       | 1           | 0        | 4        | 0        | 0        | 3        | 8.5      |           |            |
| at Air Force                                   | 2-21-05  |    | 14       | 0           | 2         | .000      | 0           | 2        | .000      | 0           | 0        | .000     | 0            | 1        | 1        | 17       | 0           | 0        | 1        | 0        | 0        | 0        | 8.1      |           |            |
| at Utah  | 02/26/05 |    | 4        | 0           | 0         | .000      | 0           | 0        | .000      | 0           | 0        | .000     | 0            | 1        | 1        | 17       | 0           | 0        | 0        | 0        | 0        | 0        | 7.9      |           |            |
| UNLV   | 03/05/05 |    | 20       | 2           | 4         | .500      | 2           | 4        | .500      | 0           | 0        | .000     | 1            | 0        | 1        | 17       | 3           | 0        | 1        | 1        | 0        | 2        | 6        | 7.8       |            |
| Totals   |          |    | 7        | 570         | 75        | 178       | .421        | 55       | 137       | .401        | 21       | 32       | .656         | 6        | 43       | 49       | 1.7         | 37       | 0        | 31       | 31       | 1        | 13       | 226       | 7.8        |
| <b>Rose vs. UNM (4 games, BYU record: 2-2)</b> |          |    | <b>0</b> | <b>16.0</b> | <b>11</b> | <b>19</b> | <b>.579</b> | <b>9</b> | <b>15</b> | <b>.600</b> | <b>2</b> | <b>2</b> | <b>1.000</b> | <b>1</b> | <b>6</b> | <b>7</b> | <b>1.75</b> | <b>4</b> | <b>0</b> | <b>6</b> | <b>2</b> | <b>0</b> | <b>0</b> | <b>33</b> | <b>8.3</b> |


**CAREER HIGHS:**

- POINTS: 26 vs. SUU (2004).  
vs. Santa Clara (2005)
- FG MADE: 9 vs. SUU (2004)
- FG ATT: 16 vs. SUU (2004)
- FG%: 1.000 (4-4) vs. USC (2004)
- 3FG MADE: 8 vs. SUU (2004)
- 3FG ATT: 13 vs. SUU (2004)
- 3FG%: 1.000 (3-3) vs. USC (2004)
- FT MADE: 8 vs. Santa Clara (2005)
- FT ATT: 11 vs. Santa Clara (2005)
- FT%: 1.000 (4-4) at Wyoming (2005)
- REB: 6 vs. SDSU (2005)
- ASSISTS: 6 vs. SUU (2004)
- STEALS: 3 vs. Washington State (2005)
- BLOCKS: 1 vs. MSU-Billings (2005), vs. WOU (2004)
- MINUTES: 36 vs. SDSU at CSU (2005)

**ROSE PRIOR YEARS' STATS**

| YEAR    | GP | GS | MIN | AVG | FG | FGA | PCT  | 3FG | 3FGA | PCT  | FT | FTA | PCT  | OFF | DEF | TOT | AVG | PF | FO | A | AVG | TO | BLK | STL | PTS | AVG |
|---------|----|----|-----|-----|----|-----|------|-----|------|------|----|-----|------|-----|-----|-----|-----|----|----|---|-----|----|-----|-----|-----|-----|
| 2003-04 | 26 | 0  | 206 | 7.9 | 34 | 81  | .420 | 28  | 61   | .459 | 6  | 12  | .500 | 4   | 15  | 19  | 0.7 | 12 | 0  | 9 | 0.3 | 13 | 1   | 4   | 102 | 3.9 |





**KEENA YOUNG**  
 6-6 • 205 • sophomore • forward/guard  
 Beaumont, Texas

**NOTING YOUNG:** Leads the Cougars with 5.6 rebounds per game but broke his shooting hand three weeks ago ... He missed his first action of the season at UNM and is out for the rest of the season ... Recorded 4 points and 4 rebounds against Colorado State ... Had 7 points and team-high 8 rebounds vs. Wyoming... Prior to the last three games, he had scored in double figures in five straight games while making a combined 25-of-42 (.600) from the floor ...Has scored in double figures in nine games (BYU is 6-3 in those games) ... Recorded 10 points and 6 rebounds in a career-high 39 minutes at UNLV ... Scored 10 points as a starter against Utah while adding 4 rebounds, 2 assists and 2 steals ... Started in win over New Mexico, equaling career-best 14 points on 6-of-8 shooting with 7 rebounds in 36 minutes ... Posted his first career double-double with a career-high-tying 14 points and a career-high 11 rebounds against Air Force ... His 7-for-9 shooting accuracy against Air Force was a season-best ... Recorded 10 points and five rebounds in 16 minutes at

Wyoming ... Had 2 points and 3 rebounds in only 5 minutes at CSU ... Tied his career-highs in steals and blocks with 2 apiece while contributing 10 points against MSU-Billings ... Played a season-low 4 minutes vs. SDSU ... Started the prior five games and has nine starts ... Tied career-highs of 14 points and 2 blocks at Weber State while setting new personal bests of .714 FG percentage (5-7), 4 assists and 35 minutes played ... Started and tied career-high of 10 rebounds vs. North Carolina State to equal his 10 boards vs. North Carolina... also dished out 3 assists vs. NC State ... Had 8 points and a team-leading 7 rebounds in 17 minutes vs. Utah State ... Came off the bench against Boise State to record 11 points on a career-high 66.7 percent shooting (4-6) while adding 8 rebounds ... Started and led the team in rebounds with 9 against Utah State while posting a career-high two blocks ... Had 5 points, 6 rebounds and 2 assists in second start at power forward in place of injured Garner Meads vs. California ... Impressed in his Cougar debut at the Maui Invitational, averaging 9.7 points and 6.7 rebounds in 22.7 minutes of play over three games ... Came off the bench vs. North Carolina (9 points, 10 rebounds in 23 minutes) and Stanford (6 points, 4 rebounds in 12 minutes) before starting in place of injured Garner Meads vs. Chaminade (14 points, 6 rebounds in 33 minutes).

**MORE ON YOUNG:** Young is a 6-foot-6 swingman who transferred from South Plains College in Levelland, Texas, after signing with BYU in the spring ... Young averaged 9.9 points, 7.2 rebounds and 2.1 assists as a freshman at South Plains College in 2003-04 as an honorable mention all-league selection ... He has a good mid-range offensive game and is a strong rebounder ... With his size and ability as a defender and rebounder he will contribute on the wing and could play at the four as well ... As a sophomore, Young has four seasons to play three for the Cougars.

**PERSONAL:** Born April 1985 in Beaumont, Texas ... son of Cleveland and Lavella Young ... has one brother, Torri ... Enjoys Playstation ... signed out of high school with the University of Memphis along with classmate Kendrick Perkins but decided to attend South Plains College after Perkins chose to enter the 2003 NBA draft ... Prior to signing with BYU he had verbally committed to Texas Tech ... pre-Law major.


| Keena Young – 2004-05 Game-by-Game            |          |    |              |             |          |          |             |          |          |             |          |          |             |          |          |          |            |          |          |          |          |          |          |           |             |
|---|----------|----|--------------|-------------|----------|----------|-------------|----------|----------|-------------|----------|----------|-------------|----------|----------|----------|------------|----------|----------|----------|----------|----------|----------|-----------|-------------|
| Opponent                                      | Date     | GS | Min          | TOTAL       |          |          | 3PTS        |          |          | REBOUNDS    |          |          |             |          |          |          |            |          |          | Pts      | Avg      |          |          |           |             |
|   |          |    |              | FG          | FGA      | Pct      | 3FG         | FGA      | Pct      | FT          | FTA      | Pct      | Off         | Def      | Total    | Avg      | PF         | FO       | A        |          |          | TO       | Blk      | Stl       |             |
| vs North Carolina                             | 11-22-04 |    | 23           | 3           | 8        | .375     | 0           | 2        | .000     | 3           | 5        | .600     | 5           | 5        | 10       | 10.0     | 1          | 0        | 0        | 0        | 1        | 0        | 9        | 9.0       |             |
| vs Stanford                                   | 11-23-04 |    | 12           | 2           | 4        | .500     | 0           | 0        | .000     | 2           | 3        | .667     | 1           | 3        | 4        | 7.0      | 0          | 0        | 0        | 1        | 0        | 0        | 6        | 7.5       |             |
| vs Chaminade                                  | 11-24-04 | *  | 33           | 7           | 12       | .583     | 0           | 0        | .000     | 0           | 0        | .000     | 3           | 3        | 6        | 6.7      | 2          | 0        | 0        | 0        | 0        | 2        | 14       | 9.7       |             |
| CALIFORNIA                                    | 11/27/04 | *  | 21           | 2           | 7        | .286     | 0           | 0        | .000     | 2           | 2        | 1.000    | 5           | 1        | 6        | 6.5      | 3          | 0        | 2        | 0        | 1        | 0        | 6        | 8.8       |             |
| at Utah State                                 | 12/01/04 | *  | 32           | 2           | 7        | .286     | 0           | 1        | .000     | 0           | 0        | .000     | 4           | 5        | 9        | 7.0      | 4          | 0        | 2        | 2        | 2        | 2        | 4        | 7.8       |             |
| at USC  | 12/04/04 | *  | 19           | 0           | 0        | .000     | 0           | 0        | .000     | 0           | 0        | .000     | 0           | 4        | 4        | 6.5      | 0          | 0        | 2        | 0        | 0        | 0        | 0        | 6.5       |             |
| BOISE STATE UNIVERSITY                        | 12/08/04 |    | 20           | 4           | 6        | .667     | 0           | 0        | .000     | 3           | 4        | .750     | 3           | 5        | 8        | 6.7      | 2          | 0        | 0        | 2        | 1        | 1        | 11       | 7.1       |             |
| vs Washington State University                | 12/11/04 |    | 15           | 1           | 3        | .333     | 0           | 0        | .000     | 0           | 0        | .000     | 0           | 3        | 3        | 6.3      | 0          | 0        | 0        | 0        | 1        | 0        | 2        | 6.5       |             |
| UTAH STATE                                    | 12/18/04 |    | 17           | 4           | 9        | .444     | 0           | 0        | .000     | 0           | 1        | .000     | 5           | 2        | 7        | 6.3      | 4          | 0        | 0        | 1        | 1        | 0        | 8        | 6.7       |             |
| NORTH CAROLINA STATE                          | 12/21/04 | *  | 28           | 1           | 5        | .200     | 0           | 0        | .000     | 0           | 0        | .000     | 3           | 7        | 10       | 6.7      | 0          | 0        | 3        | 0        | 0        | 1        | 2        | 6.2       |             |
| at Weber State                                | 12-23-04 | *  | 35           | 5           | 7        | .714     | 0           | 0        | .000     | 4           | 4        | 1.000    | 3           | 3        | 6        | 6.6      | 3          | 0        | 4        | 0        | 2        | 0        | 14       | 6.9       |             |
| SOUTHERN UTAH UNIVERSITY                      | 12/28/04 | *  | 21           | 3           | 7        | .429     | 0           | 0        | .000     | 0           | 0        | .000     | 2           | 2        | 4        | 6.4      | 2          | 0        | 1        | 0        | 1        | 0        | 6        | 6.8       |             |
| SANTA CLARA                                   | 12/31/04 | *  | 14           | 0           | 0        | .000     | 0           | 0        | .000     | 2           | 2        | 1.000    | 0           | 3        | 3        | 6.2      | 1          | 0        | 0        | 1        | 0        | 0        | 2        | 6.5       |             |
| at Saint Mary's (CA)                          | 01/04/05 | *  | 24           | 3           | 5        | .600     | 0           | 0        | .000     | 0           | 0        | .000     | 2           | 2        | 4        | 6.0      | 2          | 0        | 1        | 1        | 1        | 1        | 6        | 6.4       |             |
| SAN DIEGO STATE                               | 01/08/05 |    | 4            | 0           | 0        | .000     | 0           | 0        | .000     | 0           | 0        | .000     | 0           | 1        | 1        | 5.7      | 0          | 0        | 0        | 0        | 0        | 0        | 0        | 6.0       |             |
| MONTANA STATE-BILLINGS                        | 01/11/05 |    | 20           | 3           | 6        | .500     | 0           | 0        | .000     | 4           | 8        | .500     | 2           | 4        | 6        | 5.7      | 1          | 0        | 0        | 1        | 2        | 2        | 10       | 6.3       |             |
| at Colorado State                             | 1-15-05  |    | 5            | 1           | 2        | .500     | 0           | 0        | .000     | 0           | 1        | .000     | 1           | 2        | 3        | 5.5      | 1          | 0        | 0        | 0        | 0        | 0        | 2        | 6.0       |             |
| at Wyoming Cowboys                            | 1-17-05  |    | 16           | 5           | 7        | .714     | 0           | 0        | .000     | 0           | 0        | .000     | 1           | 4        | 5        | 5.5      | 0          | 0        | 1        | 2        | 2        | 0        | 10       | 6.2       |             |
| AIR FORCE                                     | 01/22/05 |    | 32           | 7           | 9        | .778     | 0           | 0        | .000     | 2           | 2        | 1.000    | 4           | 7        | 11       | 5.8      | 1          | 0        | 0        | 2        | 0        | 0        | 14       | 6.6       |             |
| NEW MEXICO                                    | 01/24/05 | *  | 36           | 6           | 8        | .750     | 0           | 0        | .000     | 2           | 3        | .667     | 2           | 5        | 7        | 5.9      | 3          | 0        | 0        | 0        | 1        | 1        | 14       | 7.0       |             |
| UNIVERSITY OF UTAH                            | 01/31/05 | *  | 23           | 3           | 6        | .500     | 0           | 0        | .000     | 4           | 7        | .571     | 1           | 3        | 4        | 5.8      | 3          | 0        | 2        | 2        | 0        | 2        | 10       | 7.1       |             |
| at UNLV                                       | 02/05/05 | *  | 39           | 4           | 12       | .333     | 0           | 0        | .000     | 2           | 2        | 1.000    | 2           | 4        | 6        | 5.8      | 2          | 0        | 0        | 4        | 0        | 2        | 10       | 7.3       |             |
| at SAN DIEGO STATE                            | 02/07/05 | *  | 27           | 4           | 7        | .571     | 0           | 0        | .000     | 0           | 0        | .000     | 0           | 1        | 1        | 5.6      | 1          | 0        | 0        | 2        | 0        | 0        | 8        | 7.3       |             |
| WYOMING                                       | 02/12/05 | *  | 26           | 2           | 7        | .286     | 0           | 0        | .000     | 3           | 6        | .500     | 3           | 5        | 8        | 5.7      | 2          | 0        | 1        | 0        | 1        | 1        | 7        | 7.3       |             |
| COLORADO STATE                                | 02/14/05 | *  | 13           | 2           | 5        | .400     | 0           | 0        | .000     | 0           | 1        | .000     | 4           | 0        | 4        | 5.6      | 3          | 0        | 0        | 0        | 0        | 0        | 4        | 7.2       |             |
| at New Mexico                                 | 02/19/05 |    | DNP - Injury |             |          |          |             |          |          |             |          |          |             |          |          |          |            |          |          |          |          |          |          |           |             |
| at Air Force                                  | 2-21-05  |    | DNP - Injury |             |          |          |             |          |          |             |          |          |             |          |          |          |            |          |          |          |          |          |          |           |             |
| at Utah                                       | 02/26/05 |    | DNP - Injury |             |          |          |             |          |          |             |          |          |             |          |          |          |            |          |          |          |          |          |          |           |             |
| UNLV  | 03/05/05 |    | DNP - Injury |             |          |          |             |          |          |             |          |          |             |          |          |          |            |          |          |          |          |          |          |           |             |
| Totals  |          |    | 15           | 555         | 74       | 149      | .497        | 0        | 3        | .000        | 31       | 51       | .608        | 56       | 84       | 140      | 5.6        | 41       | 0        | 17       | 23       | 17       | 15       | 179       | 7.2         |
| <b>Young vs. UNM (1 game, BYU record 1-0)</b> |          |    | <b>1</b>     | <b>36.0</b> | <b>6</b> | <b>8</b> | <b>.750</b> | <b>0</b> | <b>0</b> | <b>.000</b> | <b>2</b> | <b>3</b> | <b>.667</b> | <b>2</b> | <b>5</b> | <b>7</b> | <b>7.0</b> | <b>3</b> | <b>0</b> | <b>0</b> | <b>0</b> | <b>1</b> | <b>1</b> | <b>14</b> | <b>14.0</b> |

| CAREER HIGHS: |  |
|---------------|--|
| POINTS:       | 14 vs. Chaminade, at Weber St; vs. Air Force, vs. New Mexico (2005)        |
| FG MADE:      | 7 vs. Chaminade, vs. Air Force (2005)                                      |
| FG ATT:       | 12 at UNLV, vs. Chaminade (2005)   |
| FG %:         | .778 (7-9) vs. Air Force (2005)  |
| 3FG MADE:     | -  |
| 3FG ATT:      | 2 vs. North Carolina (2005)  |
| 3FG %:        | .000 (0-2) vs. N. Carolina (2005)  |
| FT MADE:      | 4 at Weber St, vs. Utah (2005)   |
| FT ATT:       | 8 vs. MSU-Billings (2005)  |
| FT %:         | 1.000 (4-4) at Weber St (2005)   |
| REB:          | 11 vs. Air Force (2005)  |
| ASSISTS:      | 4 at Weber State (2005)  |
| STEALS:       | 2 vs. MSU-Billings, vs. Chaminade, at Utah State, vs. Utah, at UNLV (2005) |
| BLOCKS:       | 2 vs. MSU-Billings, at Utah State, at Weber St, at Wyoming (2005)          |
| MINUTES:      | 39 at UNLV (2005)  |









**TERRY NASHIF**  
 5-10 • 165 • senior • point guard  
 Vancouver, Wash.

**NOTING NASHIF:** Had 3 points, 1 assist and 1 rebound in 9 minutes against UNLV ... Scored 3 points while adding 2 assists and 1 steal in 5 minutes at Utah ... Contributed 5 points, 2 rebounds and 2 assists in 20 minutes at Air Force ... Played 3 minutes at New Mexico, dishing out 2 assists, including a heads-up entry to Jared Jensen that caught the Lobo defense unaware for two of Jensen's 20 points ... Did not play against Colorado State ... Came off the bench for 2 minutes vs. Wyoming and for three minutes at SDSU ... Played 2 minutes at UNLV ... He had 2 assists vs. Utah ... In BYU's win over New Mexico he logged a productive 12 minutes, contributing 3 points, 3 assists and 2 rebounds ... He did not play at Wyoming and vs. Air Force ... Has seven starts earlier in the year ... Played 5 minutes at CSU, going 0-3 with 1 rebound ... Scored a season-high 10 points in 11 minutes on 4-5 shooting vs. MSU-Billings and tied his career-high in steals with 3 ... Played season-low 2 minutes vs. SDSU ... Scored 5 points off the bench at Saint Mary's, including a

clutch three when the Cougars were still in the game ... Made his seventh start in of the year against Washington State but played just six minutes ... Dished out a career-high 10 assists in 25 minutes of action off the bench at USC ... Had 8 points, a career-best 8 rebounds and 5 assists in career-most 31 minutes vs. California ... Started all three games at the Maui Invitational, averaging 4.7 points and a team-leading 3.3 assists per game ... took a career-most 9 field goal attempts and 5 three-point attempts vs. Stanford ... also took 5 treys vs. Cal.

**MORE ON NASHIF:** Nashif is a solid floor leader with three years of reserve experience who earned the start at the point to begin the season ... He was the primary backup as a freshman and sophomore and played in 23 of 30 games last season as a junior ... He made seven starts in 76 appearances in his first three seasons ... A smart player and good distributor of the ball, he led BYU in assists (3.0) and ranked first among MWC players in Assist/TO Ratio during league games as a sophomore when he made six starts and saw his most extended playing time ... He can knock down the three-pointer and is an excellent ballhandler ... Last year he played a season-high 21 minutes and scored a season-high 6 points while adding 4 rebounds and 3 assists against Western Oregon ... He dished out a career-best 8 assists against Idaho State at the Cable Car Classic in 18 minutes ... As a sophomore matched up against UNLV's Marcus Banks, who went onto become an NBA first-round draft selection, Nashif had 2 blocks and 7 assists (1 turnover), adding 4 boards.

**PERSONAL:** Born July 1980 in Vancouver, Wash. ... parents are Bruce and Kathy Nashif ... ancestry comes from Lebanon ... served a mission for the Church of Jesus Christ of Latter-day Saints to Columbia, S.C., returning in July 2001 ... recruited by Harvard and Portland State ... engaged to marry Katie Williamson on Nov. 6, 2004 ... physical education major.

**Terry Nashif – 2004-05 Game-by-Game**

| Opponent                                 | Date     | GS                     | Min | TOTAL |     | 3PTS |      | FT  |       | REBOUNDS |     | Avg   | PF   | FO | A  | TO  | Blk | Stl | Pts | Avg |     |     |     |     |     |
|--|----------|------------------------|-----|-------|-----|------|------|-----|-------|----------|-----|-------|------|----|----|-----|-----|-----|-----|-----|-----|-----|-----|-----|-----|
|  |          |                        |     | FG    | FGA | Pct  | 3FG  | FGA | Pct   | FT       | FTA |       |      |    |    |     |     |     |     |     | Pct | Off | Def | Tot |     |
| vs North Carolina                        | 11-22-04 | *                      | 23  | 1     | 3   | .333 | 1    | 3   | .333  | 0        | 0   | .000  | 0    | 1  | 1  | 1.0 | 1   | 0   | 4   | 8   | 0   | 1   | 3   | 3.0 |     |
| vs Stanford                              | 11-23-04 | *                      | 30  | 2     | 9   | .222 | 1    | 5   | .200  | 2        | 2   | 1.000 | 0    | 1  | 1  | 1.0 | 4   | 0   | 1   | 3   | 0   | 1   | 7   | 5.0 |     |
| vs Chaminade                             | 11-24-04 | *                      | 21  | 2     | 3   | .667 | 0    | 0   | .000  | 0        | 0   | .000  | 0    | 4  | 4  | 2.0 | 2   | 0   | 5   | 1   | 1   | 1   | 4   | 4.7 |     |
| CALIFORNIA                               | 11/27/04 | *                      | 31  | 3     | 8   | .375 | 2    | 5   | .400  | 0        | 0   | .000  | 0    | 8  | 8  | 3.5 | 4   | 0   | 5   | 3   | 0   | 0   | 8   | 5.5 |     |
| at Utah State                            | 12/01/04 | *                      | 10  | 0     | 0   | .000 | 0    | 0   | .000  | 0        | 0   | .000  | 0    | 0  | 0  | 2.8 | 0   | 0   | 1   | 2   | 0   | 0   | 0   | 4.4 |     |
| at USC                                   | 12/04/04 | *                      | 25  | 0     | 4   | .000 | 0    | 3   | .000  | 0        | 0   | .000  | 0    | 3  | 3  | 2.8 | 3   | 0   | 10  | 2   | 0   | 1   | 0   | 3.7 |     |
| BOISE STATE UNIVERSITY                   | 12/08/04 | *                      | 17  | 0     | 2   | .000 | 0    | 1   | .000  | 1        | 2   | .500  | 0    | 1  | 1  | 2.6 | 0   | 0   | 0   | 1   | 0   | 0   | 1   | 3.3 |     |
| vs Washington State University           | 12/11/04 | *                      | 6   | 0     | 1   | .000 | 0    | 1   | .000  | 0        | 0   | .000  | 0    | 0  | 0  | 2.3 | 1   | 0   | 0   | 0   | 0   | 0   | 0   | 2.9 |     |
| UTAH STATE                               | 12/18/04 | *                      | 12  | 0     | 2   | .000 | 0    | 1   | .000  | 0        | 0   | .000  | 0    | 0  | 0  | 2.0 | 0   | 0   | 4   | 1   | 0   | 1   | 0   | 2.6 |     |
| NORTH CAROLINA STATE                     | 12/21/04 | *                      | 8   | 0     | 2   | .000 | 0    | 2   | .000  | 0        | 0   | .000  | 0    | 0  | 0  | 1.8 | 0   | 0   | 1   | 0   | 0   | 0   | 0   | 2.3 |     |
| at Weber State                           | 12-23-04 | *                      | 6   | 0     | 0   | .000 | 0    | 0   | .000  | 0        | 0   | .000  | 0    | 0  | 0  | 1.6 | 0   | 0   | 0   | 1   | 0   | 0   | 0   | 2.1 |     |
| SOUTHERN UTAH UNIVERSITY                 | 12/28/04 | *                      | 9   | 0     | 1   | .000 | 0    | 0   | .000  | 0        | 0   | .000  | 0    | 3  | 3  | 1.8 | 0   | 0   | 0   | 0   | 0   | 0   | 1   | 0   | 1.9 |
| SANTA CLARA                              | 12/31/04 | *                      | 2   | 0     | 1   | .000 | 0    | 1   | .000  | 0        | 0   | .000  | 0    | 0  | 0  | 1.6 | 0   | 0   | 0   | 0   | 0   | 0   | 0   | 0   | 1.8 |
| at Saint Mary's (CA)                     | 01/04/05 | *                      | 17  | 2     | 6   | .333 | 1    | 3   | .333  | 0        | 0   | .000  | 0    | 1  | 1  | 1.6 | 0   | 0   | 2   | 0   | 0   | 0   | 5   | 2.0 |     |
| SAN DIEGO STATE                          | 01/08/05 | *                      | 2   | 0     | 0   | .000 | 0    | 0   | .000  | 0        | 0   | .000  | 0    | 0  | 0  | 1.5 | 0   | 0   | 0   | 0   | 0   | 0   | 0   | 0   | 1.9 |
| MONTANA STATE-BILLINGS                   | 01/11/05 | *                      | 11  | 4     | 5   | .800 | 2    | 2   | 1.000 | 0        | 0   | .000  | 0    | 2  | 2  | 1.5 | 0   | 0   | 2   | 1   | 0   | 3   | 10  | 2.4 |     |
| at Colorado State                        | 1-15-05  | *                      | 5   | 0     | 3   | .000 | 0    | 2   | .000  | 0        | 0   | .000  | 0    | 1  | 1  | 1.5 | 2   | 0   | 0   | 0   | 0   | 0   | 0   | 2.2 |     |
| at Wyoming                               | 1-17-05  | DNP - coach's decision |     |       |     |      |      |     |       |          |     |       |      |    |    |     |     |     |     |     |     |     |     |     |     |
| AIR FORCE                                | 1-22-05  | DNP - coach's decision |     |       |     |      |      |     |       |          |     |       |      |    |    |     |     |     |     |     |     |     |     |     |     |
| NEW MEXICO                               | 01/24/05 | *                      | 12  | 0     | 1   | .000 | 0    | 1   | .000  | 3        | 4   | .750  | 0    | 2  | 2  | 1.5 | 0   | 0   | 3   | 1   | 0   | 1   | 3   | 2.3 |     |
| UNIVERSITY OF UTAH                       | 01/31/05 | *                      | 9   | 0     | 1   | .000 | 0    | 0   | .000  | 0        | 0   | .000  | 0    | 0  | 0  | 1.4 | 0   | 0   | 2   | 1   | 0   | 0   | 0   | 2.2 |     |
| at UNLV                                  | 02/05/05 | *                      | 2   | 0     | 0   | .000 | 0    | 0   | .000  | 0        | 0   | .000  | 0    | 0  | 0  | 1.4 | 0   | 0   | 0   | 0   | 0   | 0   | 0   | 2.1 |     |
| at SAN DIEGO STATE                       | 02-07-05 | *                      | 3   | 0     | 0   | .000 | 0    | 0   | .000  | 0        | 0   | .000  | 0    | 0  | 0  | 1.3 | 0   | 0   | 0   | 0   | 0   | 0   | 0   | 2.0 |     |
| WYOMING                                  | 02/12/05 | *                      | 2   | 0     | 0   | .000 | 0    | 0   | .000  | 0        | 0   | .000  | 0    | 1  | 1  | 1.3 | 1   | 0   | 0   | 1   | 0   | 0   | 0   | 1.9 |     |
| COLORADO STATE                           | 02/14/05 | DNP - coach's decision |     |       |     |      |      |     |       |          |     |       |      |    |    |     |     |     |     |     |     |     |     |     |     |
| at New Mexico                            | 02/19/05 | *                      | 3   | 0     | 0   | .000 | 0    | 0   | .000  | 0        | 0   | .000  | 0    | 0  | 0  | 1.2 | 0   | 0   | 2   | 0   | 0   | 0   | 0   | 1.8 |     |
| at Air Force                             | 2-21-05  | *                      | 20  | 2     | 6   | .333 | 1    | 3   | .333  | 0        | 0   | .000  | 1    | 1  | 2  | 1.3 | 1   | 0   | 2   | 2   | 0   | 1   | 5   | 1.9 |     |
| at Utah                                  | 02/26/05 | *                      | 5   | 1     | 2   | .500 | 1    | 2   | .500  | 0        | 0   | .000  | 0    | 0  | 0  | 1.2 | 1   | 0   | 2   | 0   | 0   | 1   | 3   | 2.0 |     |
| UNLV                                     | 03/05/05 | *                      | 9   | 1     | 2   | .500 | 1    | 2   | .500  | 0        | 0   | .000  | 0    | 1  | 1  | 1.2 | 1   | 0   | 1   | 2   | 0   | 0   | 3   | 2.0 |     |
| Totals                                   |          |                        | 7   | 300   | 18  | 62   | .290 | 10  | 37    | .270     | 6   | 8     | .750 | 1  | 30 | 31  | 1.2 | 21  | 0   | 45  | 32  | 1   | 12  | 52  | 2.0 |
| Nashif vs. UNM (8 games, BYU record:5-3) |          |                        | 1   | 11.1  | 3   | 8    | .375 | 1   | 3     | .333     | 3   | 4     | .750 | 1  | 11 | 12  | 1.7 | 2   | 0   | 18  | 2   | 0   | 2   | 10  | 1.3 |

**CAREER HIGHS:**

POINTS: 11 at SDSU (2003)  
 FG MADE: 4 vs. MSU-Billings (2005)  
 FG ATT: 9 vs. Stanford (2005)  
 FG%: 1.000 (3-3) at SDSU (2003)  
 3FG MADE: 3 at SDSU (2003)  
 3FG ATT: 5 vs. Sanford, Cal (2005)  
 3FG%: 1.000 (3-3) at SDSU (2003)  
 FT MADE: 6 vs. Rice  
 FT ATT: 6 vs. CSUN (2002), Rice  
 FT %: 1.000 (6-6) vs. Rice  
 REB: 8 vs. California (2005)  
 ASSISTS: 10 at USC (2005)  
 STEALS: 3 vs. MSU-Billings (2005), at AFA (2004)  
 BLOCKS: 2 vs. UNLV  
 MINUTES: 31 vs. California (2005)

**NASHIF PRIOR YEARS' STATS**

| YEAR                 | GP        | GS       | MIN        | AVG        | FG        | FGA       | PCT         | 3FG       | FGA       | PCT         | FT        | FTA       | PCT         | OFF      | DEF       | TOT       | AVG        | PF        | FO       | A          | AVG        | TO        | BLK      | STL       | PTS        | AVG        |
|----------------------|-----------|----------|------------|------------|-----------|-----------|-------------|-----------|-----------|-------------|-----------|-----------|-------------|----------|-----------|-----------|------------|-----------|----------|------------|------------|-----------|----------|-----------|------------|------------|
| 2001-02              | 21        | 0        | 60         | 2.9        | 1         | 3         | .333        | 0         | 2         | .000        | 9         | 12        | .750        | 0        | 9         | 9         | 0.4        | 9         | 0        | 10         | 0.5        | 9         | 0        | 2         | 11         | 0.5        |
| 2002-03              | 32        | 6        | 470        | 14.7       | 21        | 61        | .344        | 10        | 26        | .385        | 17        | 23        | .739        | 5        | 47        | 52        | 1.6        | 43        | 0        | 68         | 2.1        | 23        | 3        | 18        | 69         | 2.2        |
| 2003-04              | 23        | 1        | 171        | 7.4        | 6         | 22        | .273        | 3         | 13        | .231        | 7         | 9         | .778        | 2        | 22        | 24        | 1.0        | 21        | 1        | 26         | 1.1        | 10        | 1        | 9         | 22         | 1.0        |
| <b>3-Year Totals</b> | <b>76</b> | <b>7</b> | <b>701</b> | <b>9.2</b> | <b>28</b> | <b>86</b> | <b>.326</b> | <b>13</b> | <b>41</b> | <b>.317</b> | <b>33</b> | <b>44</b> | <b>.750</b> | <b>7</b> | <b>78</b> | <b>85</b> | <b>1.1</b> | <b>73</b> | <b>1</b> | <b>104</b> | <b>1.3</b> | <b>42</b> | <b>4</b> | <b>29</b> | <b>102</b> | <b>1.3</b> |





**BROCK REICHNER**

6-4 • 205 • junior • guard  
Provo, Utah

**NOTING REICHNER:** Has played in 11 regular-season games ... Had 3 points, 1 assist and 1 rebound against UNLV ... Scored a career-high 9 points on 3-3 shooting while adding 3 rebounds, 1 assist and 1 steal in 22 minutes at Utah ... made his first start of the year at Air Force, recording team highs of 5 rebounds, 3 steals and 2 assists, all personal bests, in a career-most 32 minutes ... with Jimmy Balderson ailing (ankle), Reichner started the second half against New Mexico and hit a three to open the Cougar scoring in the half, totaling 4 points overall in 17 minutes ... He added 1 assists, 1 rebound and 1 steal ... He played three minutes against Utah ... Also played one minute vs. New Mexico ... He played five minutes at Wyoming, six minutes vs. MSU-Billings, two minutes at Saint Mary's, four minutes vs. Southern Utah and saw late action vs. Chaminade ... Saw first-half action for the first time this year at Wyoming ... Scored 4 points on 2-3 shooting and pulled down two rebounds, both career highs, against MSUB ... He had 3 points, 1 rebound and 1 assist vs. SUU ... Played in one of two

exhibitions, scoring 3 points vs. Calgary.

**MORE ON REICHNER:** Reichner unites with the Cougars this fall as a junior after being one of Salt Lake Community College's major contributors in 2004 ... The 6-foot-4 Reichner adds to BYU's backcourt a solid shooter and talented defender and rebounder ... Reichner played at the College of Eastern Utah and served a two-year mission for the Church of Jesus Christ of Latter-day Saints before transferred to SLCC for his sophomore year where Reichner earned honorable mention honors, leading the SWAC in free throw shooting at 89 percent ... He averaged 10.5 points, 4.5 rebounds and 2.1 assists and earned Academic All-American honors.

**PERSONAL:** Reichner was born July 1981 in Rexburg, Idaho ... parents are Mark and Irene Reichner ... married to Chanell Rose, who was a member of the BYU women's basketball team (2000-2003) and is the daughter of BYU associate head coach Dave Rose ... youngest of three brothers and two sisters ... brother David played at Utah and is now an assistant coach at San Jose State ... served a two year mission for the Church of Jesus Christ of Latter-day Saints in Portugal Lisbon South mission from October 2000 to December 2002 ... international relations major.

**Brock Reichner – 2004-05 Game-by-Game**

| Opponent                                       | Date     | GS | Min | TOTAL |     |     | 3-PTS |      |     | REBOUNDS |      |     |      |      |     |     |     |     |    |    | Pts | Avg |     |     |     |     |
|--|----------|----|-----|-------|-----|-----|-------|------|-----|----------|------|-----|------|------|-----|-----|-----|-----|----|----|-----|-----|-----|-----|-----|-----|
|  |          |    |     | FG    | FGA | Pct | 3FG   | FGA  | Pct | FT       | FTA  | Pct | Off  | Def  | Tot | Avg | PF  | FO  | A  | TO |     |     | Blk | Stl |     |     |
| vs North Carolina                              | 11-22/04 |    |     |       |     |     |       |      |     |          |      |     |      |      |     |     |     |     |    |    |     |     |     |     |     |     |
| vs Stanford                                    | 11-23/04 |    |     |       |     |     |       |      |     |          |      |     |      |      |     |     |     |     |    |    |     |     |     |     |     |     |
| vs Chaminade                                   | 11-24/04 |    |     | 1     | 0   | 0   | .000  | 0    | 0   | .000     | 0    | 0   | .000 | 0    | 0   | 0   | 0.0 | 0   | 0  | 0  | 1   | 0   | 0   | 0   | 0.0 |     |
| CALIFORNIA                                     | 11/27/04 |    |     |       |     |     |       |      |     |          |      |     |      |      |     |     |     |     |    |    |     |     |     |     |     |     |
| at Utah State                                  | 12/01/04 |    |     |       |     |     |       |      |     |          |      |     |      |      |     |     |     |     |    |    |     |     |     |     |     |     |
| at USC   | 12/04/04 |    |     |       |     |     |       |      |     |          |      |     |      |      |     |     |     |     |    |    |     |     |     |     |     |     |
| BOISE STATE UNIVERSITY                         | 12/08/04 |    |     |       |     |     |       |      |     |          |      |     |      |      |     |     |     |     |    |    |     |     |     |     |     |     |
| vs Washington State University                 | 12/11/04 |    |     |       |     |     |       |      |     |          |      |     |      |      |     |     |     |     |    |    |     |     |     |     |     |     |
| UTAH STATE                                     | 12/18/04 |    |     |       |     |     |       |      |     |          |      |     |      |      |     |     |     |     |    |    |     |     |     |     |     |     |
| NORTH CAROLINA STATE                           | 12/21/04 |    |     |       |     |     |       |      |     |          |      |     |      |      |     |     |     |     |    |    |     |     |     |     |     |     |
| at Weber State                                 | 12/23/04 |    |     |       |     |     |       |      |     |          |      |     |      |      |     |     |     |     |    |    |     |     |     |     |     |     |
| SOUTHERN UTAH UNIVERSITY                       | 12/28/04 |    |     | 4     | 1   | 2   | .500  | 1    | 2   | .500     | 0    | 2   | .000 | 1    | 0   | 1   | 0.5 | 0   | 0  | 1  | 0   | 0   | 0   | 0   | 3   | 1.5 |
| SANTA CLARA                                    | 12/31/04 |    |     |       |     |     |       |      |     |          |      |     |      |      |     |     |     |     |    |    |     |     |     |     |     |     |
| at Saint Mary's (CA)                           | 01/04/05 |    |     | 2     | 0   | 0   | .000  | 0    | 0   | .000     | 0    | 0   | .000 | 0    | 0   | 0   | 0.3 | 0   | 0  | 0  | 0   | 0   | 0   | 0   | 1.0 |     |
| SAN DIEGO STATE                                | 01/08/05 |    |     |       |     |     |       |      |     |          |      |     |      |      |     |     |     |     |    |    |     |     |     |     |     |     |
| MONTANA STATE-BILLINGS                         | 01/11/05 |    |     | 6     | 2   | 3   | .667  | 0    | 0   | .000     | 0    | 0   | .000 | 0    | 2   | 2   | 0.8 | 2   | 0  | 0  | 0   | 0   | 0   | 4   | 1.8 |     |
| at Colorado State                              | 1-15/05  |    |     |       |     |     |       |      |     |          |      |     |      |      |     |     |     |     |    |    |     |     |     |     |     |     |
| at Wyoming Cowboys                             | 1-17/05  |    |     | 5     | 0   | 0   | .000  | 0    | 0   | .000     | 0    | 0   | .000 | 0    | 1   | 1   | 0.8 | 0   | 0  | 0  | 0   | 0   | 0   | 0   | 1.4 |     |
| AIR FORCE                                      | 1-22/05  |    |     |       |     |     |       |      |     |          |      |     |      |      |     |     |     |     |    |    |     |     |     |     |     |     |
| NEW MEXICO                                     | 01/24/05 |    |     | 1     | 0   | 0   | .000  | 0    | 0   | .000     | 0    | 0   | .000 | 0    | 0   | 0   | 0.7 | 0   | 0  | 0  | 0   | 0   | 0   | 0   | 1.2 |     |
| UNIVERSITY OF UTAH                             | 01/31/05 |    |     | 3     | 0   | 0   | .000  | 0    | 0   | .000     | 0    | 0   | .000 | 0    | 0   | 0   | 0.6 | 0   | 0  | 0  | 0   | 0   | 0   | 0   | 1.0 |     |
| at UNLV  | 02/05/05 |    |     |       |     |     |       |      |     |          |      |     |      |      |     |     |     |     |    |    |     |     |     |     |     |     |
| at SAN DIEGO STATE                             | 02/07/05 |    |     |       |     |     |       |      |     |          |      |     |      |      |     |     |     |     |    |    |     |     |     |     |     |     |
| WYOMING  | 02/12/05 |    |     |       |     |     |       |      |     |          |      |     |      |      |     |     |     |     |    |    |     |     |     |     |     |     |
| COLORADO STATE                                 | 02/14/05 |    |     |       |     |     |       |      |     |          |      |     |      |      |     |     |     |     |    |    |     |     |     |     |     |     |
| at New Mexico                                  | 02/19/05 |    |     | 17    | 1   | 2   | .500  | 1    | 2   | .500     | 1    | 2   | .500 | 0    | 1   | 1   | 0.6 | 0   | 0  | 1  | 2   | 0   | 1   | 4   | 1.4 |     |
| at Air Force                                   | 2-21/05  |    |     | 32    | 0   | 3   | .000  | 0    | 0   | .000     | 1    | 2   | .500 | 1    | 4   | 5   | 1.1 | 2   | 0  | 2  | 2   | 0   | 3   | 1   | 1.3 |     |
| at Utah  | 02/26/05 |    |     | 22    | 3   | 3   | 1.000 | 2    | 2   | 1.000    | 1    | 2   | .500 | 0    | 3   | 3   | 1.3 | 5   | 1  | 1  | 0   | 0   | 1   | 9   | 2.1 |     |
| UNLV   | 03/05/05 |    |     | 19    | 1   | 6   | .167  | 1    | 4   | .250     | 0    | 0   | .000 | 0    | 0   | 0   | 1.2 | 1   | 0  | 1  | 1   | 0   | 1   | 3   | 2.2 |     |
| Totals   |          |    |     | 1     | 112 | 8   | 19    | .421 | 5   | 10       | .500 | 3   | 8    | .375 | 2   | 11  | 13  | 1.2 | 10 | 1  | 6   | 6   | 0   | 6   | 2.4 | 2.2 |
| Reichner or vs. UNM (2 games, BYU record: 1-1) |          |    |     | 0     | 9.0 | 1   | 2     | .500 | 1   | 2        | .500 | 1   | 2    | .500 | 0   | 1   | 1   | 0.5 | 0  | 0  | 1   | 2   | 0   | 1   | 4   | 2.0 |

**CAREER HIGHS:**

POINTS: 9 at Utah (2005)  
 FG MADE: 3 at Utah (2005)  
 FG ATT: 3 vs. MSUBillings, at Utah (2005)  
 FG %: 1.000 (3-3) at Utah (2005)  
 3FG MADE: 2 at Utah (2005)  
 3FG ATT: 2 vs. Southern Utah, at UNM, at Utah (2005)  
 3FG %: 1.000 (2-2) at Utah (2005)  
 FT MADE: 1 at AFA, at UNM, at Utah (2005)  
 FT ATT: 2 vs. Southern Utah, at UNM, at AFA, at Utah (2005)  
 FT %: .500 (1-2) at UNM, at AFA, at Utah (2005)  
 REB: 5 at AFA (2005)  
 ASSISTS: 2 at AFA (2005)  
 STEALS: 3 at AFA (2005)  
 BLOCKS: -  
 MINUTES: 32 at AFA (2005)



**AUSTIN AINGE**  
 6-2 • 180 • sophomore • point guard  
 Gilbert, Ariz.

**NOTING AINGE:** An All-MWC honorable mention pick, Ainge is third in the MWC in assists in league games (4.6 apg) and overall (4.0 apg) ... Leads the team in assists and second in scoring and steals ... Scored 10 points on 3-6 shooting against UNLV while adding 5 assists with no turnovers, the first game of the season in which he did not turn the ball over ... Recorded a team-high 17 points at Utah while adding 6 assists and 5 rebounds ... Scored 5 points while adding 1 rebound at Air Force ... Had 9 points, hitting two threes, and added 4 assists and 1 steal at UNM ... Contributed 10 points, 6 rebounds and 5 assists against Colorado State ... Recorded 10 points, 4 rebounds and 3 assists vs. Wyoming ... Had 4 points, 3 assists and 2 rebounds at SDSU ... Scored 19 points, including 12 in overtime, to seal BYU's win at UNLV ... After going 1-for-19 over the prior three games, Ainge led BYU against Utah with 15 points on 5-8 shooting while adding five assists ... Tied career-best 8 assists with only 2 turnovers while grabbing 4 rebounds in 23 minutes vs. New Mexico ... Recorded 6 rebounds, 6 assists and 5 points against Air Force ... Had worst shooting night of the year at Wyoming, going 0-for-8 but contributed 4 rebounds, 3 assists, 2 steals and 2 points ... Scored career-best 25 points at CSU with new personal bests of 8 FG, 14 FGA and 5 3FG (tying 9 3FGA) while adding a game-high 6 assists... Tied his career-high in assists with 8 against MSU-Billings along with contributing 10 points ... Logged career-most 38 minutes vs. SDSU with career-equaling 4 steals as well as 5 assists, 6 rebounds and 9 points ... Played 37 minutes vs. Santa Clara with 9 points, 7 rebounds, 7 assists and 2 steals ... His 7 rebounds was a career-high and his 7 assists was one shy of his career mark ... Made career-high 4 treys in 5 attempts vs. Southern Utah, scoring 14 points with 5 assists ... Played 34 minutes at Weber State with career-high 4 steals, along with 9 points, 4 rebounds and 3 assists ... In 32 minutes vs. NC State he dishing out a career-high 8 assists along with 9 points and 4 rebounds ... Got his second start of the year vs Utah State and scored a career-high 21 points on 6-of-9 shooting, including 3 treys, and 6-of-8 from the line ... Scored 16 points on 58 percent (7-12) shooting in 31 minutes against Washington State ... Came off the bench to dish out 5 assists while adding 14 points and 5 rebounds against Boise State ... Made his first start and scored 7 points on 2-2 shooting, including one three-pointer, at USC ... Scored 15 points at Utah State on Dec. 1 ... Played backup point minutes at the Maui Invitational, averaging 2.7 points and 1.0 assists ... Scored 6 points vs. North Carolina, going 2-of-3 from behind the extended three-point arc ... He played more minutes in each of the first three games this season than his game-high last year of 10 minutes.

**MORE ON AINGE:** Ainge has had the misfortune of being injured just prior to the start of the season the past two years ... He redshirted in 2002-03 and saw mostly limited action last year after returning ... He is a smart player and leader and a good three-point shooter ... A point guard with an excellent understanding of the game, he is the son of former BYU All-American, NBA All-Star, and Phoenix Suns head coach Danny Ainge, who is currently the executive director of basketball operations for the Boston Celtics ... Last year he missed the first nine games with an injury before making his college debut, hitting his only shot to score two points and grabbing one rebound in two minutes vs. Idaho State at the Cable Car Classic ... He saw his first extended playing time vs. CSU in Provo, logging a season-best 10 minutes, including first-half action for the first time, while scoring a season-best 6 points on 2-of-3 shooting and adding a season-high 2 assists ... also played 10 minutes at Air Force ... Appeared in eight games overall, averaging 1.3 points, 0.4 rebounds and 0.8 assists in 4.5 minutes per outing.

**PERSONAL:** Born September 1981.... parents are Danny and Michelle Ainge .... has three brothers and two sisters ... first cousin Erik Ainge is a freshman quarterback at Tennessee ... served mission for the Church of Jesus Christ of Latter-day Saints to the Dominican Republic ... married Crystal Bluth of Gilbert, Ariz., on April 26, 2003 ... international relations major.

**Austin Ainge – 2004-05 Game-by-Game**

| Opponent  | Date     | GS   | Min      | TOTAL       |          |           | 3-PTS       |          | REBOUNDS |             |          |          |             |          |          |          |            |          | Pts      | Avg       |          |          |          |          |            |
|---|----------|------|----------|-------------|----------|-----------|-------------|----------|----------|-------------|----------|----------|-------------|----------|----------|----------|------------|----------|----------|-----------|----------|----------|----------|----------|------------|
|   |          |      |          | FG          | FGA      | Pct       | 3FG         | FGA      | Pct      | FT          | FTA      | Pct      | Off         | Def      | Tot      | Avg      | PF         | FO       |          |           | A        | TO       | Blk      | Stl      |            |
| vs North Carolina                               | 11-22/04 | 18   | 2        | 3           | .667     | 2         | 3           | .667     | 0        | 0           | .000     | 0        | 1           | 1        | 1.0      | 1        | 0          | 1        | 4        | 0         | 1        | 6        | 6.0      |          |            |
| vs Stanford                                     | 11-23/04 | 12   | 0        | 1           | .000     | 0         | 1           | .000     | 0        | 0           | .000     | 0        | 0           | 0        | 0.5      | 1        | 0          | 0        | 4        | 0         | 0        | 0        | 3.0      |          |            |
| vs Chaminade                                    | 11-24/04 | 14   | 1        | 3           | .333     | 0         | 1           | .000     | 0        | 0           | .000     | 0        | 4           | 4        | 1.7      | 3        | 0          | 2        | 3        | 0         | 0        | 2        | 2.7      |          |            |
| CALIFORNIA                                      | 11/27/04 | 9    | 0        | 2           | .000     | 0         | 1           | .000     | 2        | 2           | 1.000    | 0        | 1           | 1        | 1.5      | 0        | 0          | 1        | 0        | 0         | 0        | 2        | 2.5      |          |            |
| at Utah State                                   | 12/01/04 | 30   | 6        | 13          | .462     | 3         | 9           | .333     | 0        | 0           | .000     | 2        | 2           | 1.6      | 1        | 0        | 3          | 4        | 0        | 2         | 15       | 5.0      |          |          |            |
| at USC  | 12/04/04 | * 12 | 2        | 2           | 1.000    | 1         | 1           | 1.000    | 2        | 2           | 1.000    | 0        | 0           | 1.3      | 1        | 0        | 2          | 5        | 0        | 1         | 7        | 5.3      |          |          |            |
| BOISE STATE UNIVERSITY                          | 12/08/04 | 25   | 4        | 8           | .500     | 2         | 4           | .500     | 4        | 6           | .667     | 0        | 5           | 1.9      | 3        | 0        | 5          | 3        | 0        | 1         | 14       | 6.6      |          |          |            |
| vs Washington State University                  | 12/11/04 | 31   | 7        | 12          | .583     | 2         | 6           | .333     | 0        | 0           | .000     | 2        | 2           | 1.9      | 1        | 0        | 4          | 1        | 0        | 0         | 16       | 7.8      |          |          |            |
| UTAH STATE                                      | 12/18/04 | * 30 | 6        | 9           | .667     | 3         | 5           | .600     | 6        | 8           | .750     | 0        | 2           | 2        | 1.9      | 0        | 3          | 4        | 0        | 1         | 21       | 9.2      |          |          |            |
| NORTH CAROLINA STATE                            | 12/21/04 | * 32 | 3        | 10          | .300     | 1         | 3           | .333     | 2        | 2           | 1.000    | 0        | 4           | 4        | 2.1      | 4        | 0          | 8        | 6        | 0         | 1        | 9        | 9.2      |          |            |
| at Weber State                                  | 12-23-04 | * 34 | 4        | 9           | .444     | 1         | 3           | .333     | 0        | 0           | .000     | 1        | 3           | 4        | 2.3      | 2        | 0          | 3        | 1        | 0         | 4        | 9        | 9.2      |          |            |
| SOUTHERN UTAH UNIVERSITY                        | 12/28/04 | * 31 | 5        | 9           | .556     | 4         | 5           | .800     | 0        | 0           | .000     | 3        | 3           | 2.3      | 1        | 0        | 5          | 2        | 0        | 3         | 14       | 9.6      |          |          |            |
| SANTA CLARA                                     | 12/31/04 | * 37 | 2        | 8           | .250     | 1         | 5           | .200     | 4        | 4           | 1.000    | 0        | 7           | 7        | 2.7      | 1        | 0          | 7        | 5        | 0         | 2        | 9        | 9.5      |          |            |
| at Saint Mary's (CA)                            | 01/04/05 | * 19 | 3        | 7           | .429     | 0         | 2           | .000     | 0        | 0           | .000     | 1        | 1           | 2.6      | 4        | 0        | 2          | 6        | 0        | 2         | 6        | 9.3      |          |          |            |
| SAN DIEGO STATE                                 | 01/08/05 | * 38 | 4        | 11          | .364     | 0         | 3           | .000     | 1        | 3           | .333     | 1        | 5           | 2.8      | 1        | 0        | 5          | 5        | 0        | 4         | 9        | 9.3      |          |          |            |
| MONTANA STATE-BILLINGS                          | 01/11/05 | * 23 | 3        | 5           | .600     | 2         | 3           | .667     | 2        | 2           | 1.000    | 0        | 2           | 2.8      | 3        | 0        | 8          | 2        | 0        | 0         | 10       | 9.3      |          |          |            |
| at Colorado State                               | 1-15-05  | * 36 | 8        | 14          | .571     | 5         | 9           | .556     | 4        | 4           | 1.000    | 2        | 1           | 3        | 2.8      | 4        | 0          | 6        | 2        | 0         | 2        | 25       | 10.2     |          |            |
| at Wyoming Cowboys                              | 1-17-05  | * 27 | 0        | 8           | .000     | 0         | 6           | .000     | 2        | 2           | 1.000    | 1        | 3           | 4        | 2.8      | 0        | 0          | 3        | 2        | 0         | 2        | 9        | 9.8      |          |            |
| AIR FORCE                                       | 01/22/05 | * 29 | 1        | 5           | .200     | 1         | 4           | .250     | 2        | 2           | 1.000    | 2        | 4           | 6        | 3.0      | 1        | 0          | 6        | 5        | 0         | 0        | 5        | 9.5      |          |            |
| NEW MEXICO                                      | 01/24/05 | * 23 | 0        | 6           | .000     | 0         | 4           | .000     | 0        | 0           | .000     | 4        | 4           | 3        | 4        | 0        | 8          | 2        | 0        | 1         | 0        | 9.1      |          |          |            |
| UNIVERSITY OF UTAH                              | 01/31/05 | * 32 | 5        | 8           | .625     | 1         | 3           | .333     | 4        | 5           | .800     | 0        | 0           | 2.9      | 1        | 0        | 5          | 3        | 0        | 1         | 15       | 9.3      |          |          |            |
| at UNLV   | 02/05/05 | * 42 | 5        | 8           | .625     | 2         | 5           | .400     | 7        | 8           | .875     | 0        | 3           | 3        | 2.9      | 3        | 0          | 5        | 4        | 0         | 0        | 19       | 9.8      |          |            |
| at SAN DIEGO STATE                              | 02-07-05 | * 29 | 2        | 7           | .286     | 0         | 4           | .000     | 0        | 0           | .000     | 2        | 2           | 2.9      | 0        | 0        | 3          | 2        | 0        | 1         | 4        | 9.5      |          |          |            |
| WYOMING   | 02/12/05 | * 36 | 3        | 8           | .375     | 2         | 5           | .400     | 2        | 3           | .667     | 0        | 4           | 4        | 2.9      | 3        | 0          | 3        | 3        | 0         | 0        | 10       | 9.5      |          |            |
| COLORADO STATE                                  | 02/14/05 | * 37 | 4        | 14          | .286     | 1         | 5           | .200     | 1        | 2           | .500     | 3        | 3           | 6        | 3.0      | 0        | 5          | 5        | 0        | 0         | 0        | 10       | 9.6      |          |            |
| at New Mexico                                   | 02/19/05 | * 34 | 3        | 9           | .333     | 2         | 5           | .400     | 1        | 2           | .500     | 0        | 0           | 2.9      | 2        | 0        | 4          | 3        | 0        | 1         | 9        | 9.5      |          |          |            |
| at Air Force                                    | 2-21-05  | * 16 | 2        | 4           | .500     | 1         | 2           | .500     | 0        | 0           | .000     | 1        | 1           | 2.9      | 0        | 0        | 4          | 0        | 0        | 0         | 5        | 9.4      |          |          |            |
| at Utah   | 02/26/05 | * 35 | 7        | 11          | .636     | 0         | 0           | .000     | 3        | 4           | .750     | 1        | 4           | 5        | 2.9      | 5        | 1          | 6        | 5        | 1         | 1        | 17       | 9.6      |          |            |
| UNLV  | 03/05/05 | * 32 | 3        | 6           | .500     | 1         | 2           | .500     | 3        | 5           | .600     | 0        | 1           | 1        | 2.9      | 3        | 0          | 5        | 0        | 0         | 0        | 10       | 9.7      |          |            |
| Totals  |          | 22   | 803      | 95          | 220      | .432      | 38          | 109      | .349     | 52          | 66       | .788     | 11          | 72       | 83       | 2.9      | 53         | 1        | 117      | 96        | 1        | 31       | 280      | 9.7      |            |
| <b>Ainge vs. UNM (3 games, BYU record: 2-1)</b> |          |      | <b>2</b> | <b>21.0</b> | <b>3</b> | <b>15</b> | <b>.200</b> | <b>2</b> | <b>9</b> | <b>.222</b> | <b>1</b> | <b>2</b> | <b>.500</b> | <b>0</b> | <b>4</b> | <b>4</b> | <b>1.3</b> | <b>6</b> | <b>0</b> | <b>13</b> | <b>7</b> | <b>1</b> | <b>2</b> | <b>9</b> | <b>3.0</b> |


**CAREER HIGHS:**

POINTS: 25 at Colorado State (2005)  
 FG MADE: 8 at Colorado State (2005)  
 FG ATT: 14 at Colorado St (2005)  
 FG%: .667 (6-9) vs. Utah State (2005)  
 3FG MADE: 5 at CSU (2005)  
 3FG ATT: 9 at Utah State, at CSU (2005)  
 3FG%: .800 (4-5) vs. SUU (2005)  
 FT MADE: 7 at UNLV (2005)  
 FT ATT: 8 vs. Utah State (2005)  
 FT%: 1.000 (4-4) vs. Santa Clara, at CSU (2005)  
 REB: 7 vs. Santa Clara (2005)  
 ASSTS: 8 vs. MSU-Billings, vs. NC State vs. UNM (2005)  
 STEALS: 4 at Weber State, vs. SDSU (2005)  
 BLOCKS: 1 at Utah (2005), vs. New Mexico (2004)  
 MIN: 42 at UNLV (2005)

**AINGE PRIOR YEARS' STATS**

| YEAR    | GP | GS | MIN | AVG | FG | FGA | PCT  | 3FG | FGA | PCT  | FT | FTA | PCT  | OFF | DEF | TOT | AVG | PF | FO | A | AVG | TO | BLK | STL | PTS | AVG |
|---------|----|----|-----|-----|----|-----|------|-----|-----|------|----|-----|------|-----|-----|-----|-----|----|----|---|-----|----|-----|-----|-----|-----|
| 2003-04 | 8  | 0  | 36  | 4.5 | 4  | 8   | .500 | 1   | 4   | .250 | 1  | 2   | .500 | 0   | 3   | 3   | 0.4 | 6  | 0  | 6 | 0.8 | 6  | 1   | 0   | 10  | 1.3 |





**SAM BURGESS**  
 6-3 • 190 • sophomore • guard  
 Alpine, Utah

**NOTING BURGESS:** Made his only shot of the game against UNLV while adding one rebound ... Recorded 2 points and one rebound at Utah ... Led the Cougars with a career-high 9 points, going 3-4 from beyond the arc, at Air Force while adding 2 rebounds in 18 minutes ... Saw his most time in a month with 15 minutes at UNM, scoring 5 points on 2-of-3 shooting while grabbing 2 boards and making 2 steals ... Did not play the prior game against Colorado State, missing his first action in last 18 games ... Played 4 minutes, missing both three attempts, vs. Wyoming ... Recorded 1 steal in 4 minutes of action at SDSU ... Pulled down 1 rebound and recorded 1 assist in 3 minutes of action at UNLV ... Played 2 minutes against Utah, 8 minutes vs. New Mexico and 3 minutes against Air Force ... Played 14 minutes as the backup point guard at Wyoming, knocking down a trey and adding 2 rebounds, 1 assist and 1 steal ... Played mostly limited action the prior 10 outings after not playing in two games ... Had 1 assist in 4 minutes at CSU ... Played 18 minutes vs. MSU-Billings,

adding 6 points and a career-high 4 assists ... Saw 12 minutes on the floor vs. Southern Utah, scoring 5 points ... Scored 5 points in 9 minutes vs. Utah State ... Played 4 minutes vs. Washington State at the Delta Center ... Scored 5 points in 12 minutes in his only start vs. California ... Scored 8 points with 3 rebounds, 3 blocks and 2 steals in season-high 26 minutes vs. Chaminade in BYU's win.

**MORE ON BURGESS:** Burgess is a 6-foot-3, 190-pound shooting guard who averaged 17.2 points per game during his one year at Snow College (Utah) prior to committing to BYU ... After playing at Snow, he left to serve a two-year mission for the Church of Jesus Christ of Latter-day Saints in Spokane, Wash., returning in May 2004 ... He is an excellent shooter and solid defender ... As a freshman prior to his mission and led the Scenic West Athletic Conference in three-point accuracy in 2001-02, making 49 percent (95-192) of his long range attempts while shooting 53 percent overall from the floor ... He shot 79 percent from the free throw line ... Burgess prepped at Lone Peak High School in Highland, Utah, where he was a first-team all-state athlete in three football, basketball and baseball.

**PERSONAL:** Born in November 1982, Burgess is a native of Alpine, Utah ... Parents are Andrew and Wealtha Burgess ... He is one of six children ... Two of his current teammates on BYU's team are his first cousins - brothers Joshua and David Burgess ... He served a two-year mission for the Church of Jesus Christ of Latter-day Saints in Spokane, Wash.

**Sam Burgess – 2004-05 Game-by-Game**

| Opponent  | Date     | GS       | Min         | TOTAL    |          |             | 3PTS     |          |             | REBOUNDS |          |             | Avg      | PF       | FO       | A          | TO       | Blk      | Stl      | Pts      | Avg      |          |          |            |
|---|----------|----------|-------------|----------|----------|-------------|----------|----------|-------------|----------|----------|-------------|----------|----------|----------|------------|----------|----------|----------|----------|----------|----------|----------|------------|
|   |          |          |             | FG       | FGA      | Pct         | 3FG      | 3FGA     | Pct         | FT       | FTA      | Pct         |          |          |          |            |          |          |          |          |          | Off      | Def      | Tot        |
| vs North Carolina                               | 11-22-04 | 15       | 27          | 2        | 7        | .286        | 0        | 2        | .000        | 0        | 0        | .000        | 0        | 1        | 1        | 1.0        | 4        | 0        | 2        | 0        | 4        | 4.0      |          |            |
| vs Stanford                                     | 11-23-04 | 8        | 0           | 3        | .000     | 0           | 2        | .000     | 0           | 0        | .000     | 0           | 1        | 1        | 1.0      | 1          | 0        | 1        | 0        | 0        | 0        | 2.0      |          |            |
| vs Chaminade                                    | 11-24-04 | 26       | 3           | 11       | .273     | 2           | 6        | .333     | 0           | 0        | .000     | 1           | 2        | 3        | 1.7      | 3          | 0        | 2        | 3        | 2        | 8        | 4.0      |          |            |
| CALIFORNIA                                      | 11/27/04 | *        | 12          | 1        | 5        | .200        | 1        | 4        | .250        | 3        | 3        | 1.000       | 1        | 0        | 1        | 1.5        | 3        | 0        | 0        | 1        | 0        | 1        | 6        | 4.5        |
| at Utah State                                   | 12/01/04 | 9        | 1           | 2        | .500     | 0           | 0        | .000     | 0           | 0        | .000     | 0           | 1        | 1        | 1.4      | 0          | 0        | 1        | 0        | 0        | 2        | 4.0      |          |            |
| at USC  | 12/04/04 |          |             |          |          |             |          |          |             |          |          |             |          |          |          |            |          |          |          |          |          |          |          |            |
| BOISE STATE UNIVERSITY                          | 12/08/04 |          |             |          |          |             |          |          |             |          |          |             |          |          |          |            |          |          |          |          |          |          |          |            |
| vs Washington State University                  | 12/11/04 | 4        | 0           | 0        | .000     | 0           | 0        | .000     | 0           | 0        | .000     | 0           | 0        | 0        | 1.2      | 1          | 0        | 0        | 1        | 0        | 0        | 0        | 3.3      |            |
| UTAH STATE                                      | 12/18/04 | 9        | 2           | 5        | .400     | 1           | 1        | 1.000    | 0           | 0        | .000     | 0           | 0        | 0        | 1.0      | 2          | 0        | 0        | 0        | 0        | 1        | 5        | 3.6      |            |
| NORTH CAROLINA STATE                            | 12/21/04 | 0        | 0           | 1        | .000     | 0           | 1        | .000     | 0           | 0        | .000     | 0           | 1        | 1        | 1.0      | 0          | 0        | 0        | 0        | 0        | 0        | 0        | 3.1      |            |
| at Weber State                                  | 12-23-04 | 1        | 0           | 0        | .000     | 0           | 0        | .000     | 0           | 0        | .000     | 0           | 0        | 0        | 0.9      | 0          | 0        | 0        | 0        | 0        | 0        | 0        | 2.8      |            |
| SOUTHERN UTAH UNIVERSITY                        | 12/28/04 | 12       | 1           | 4        | .250     | 1           | 3        | .333     | 2           | 2        | 1.000    | 1           | 0        | 1        | 0.9      | 4          | 0        | 0        | 1        | 0        | 0        | 5        | 3.0      |            |
| SANTA CLARA                                     | 12/31/04 | 2        | 0           | 0        | .000     | 0           | 0        | .000     | 0           | 0        | .000     | 0           | 0        | 0        | 0.8      | 1          | 0        | 0        | 0        | 0        | 0        | 0        | 2.7      |            |
| at Saint Mary's (CA)                            | 01/04/05 | 6        | 0           | 2        | .000     | 0           | 0        | .000     | 0           | 0        | .000     | 0           | 0        | 0        | 0.8      | 0          | 0        | 1        | 1        | 0        | 0        | 0        | 2.5      |            |
| SAN DIEGO STATE                                 | 01/08/05 | 2        | 0           | 1        | .000     | 0           | 1        | .000     | 0           | 0        | .000     | 0           | 1        | 1        | 0.8      | 1          | 0        | 0        | 1        | 0        | 0        | 0        | 2.3      |            |
| MONTANA STATE-BILLINGS                          | 01/11/05 | 18       | 1           | 4        | .250     | 1           | 1        | 1.000    | 3           | 4        | .750     | 1           | 2        | 3        | 0.9      | 4          | 0        | 4        | 2        | 0        | 3        | 6        | 2.6      |            |
| at Colorado State                               | 1-15-05  | 4        | 0           | 0        | .000     | 0           | 0        | .000     | 0           | 0        | .000     | 0           | 0        | 0        | 0.9      | 1          | 0        | 1        | 0        | 0        | 0        | 0        | 2.4      |            |
| at Wyoming Cowboys                              | 1-17-05  | 14       | 1           | 2        | .500     | 1           | 2        | .500     | 0           | 0        | .000     | 0           | 2        | 2        | 0.9      | 1          | 0        | 1        | 2        | 0        | 1        | 3        | 2.4      |            |
| AIR FORCE                                       | 01/22/05 | 3        | 0           | 0        | .000     | 0           | 0        | .000     | 0           | 0        | .000     | 0           | 0        | 0        | 0.9      | 1          | 0        | 1        | 0        | 0        | 0        | 0        | 2.3      |            |
| NEW MEXICO                                      | 01/24/05 | 8        | 0           | 2        | .000     | 0           | 1        | .000     | 0           | 0        | .000     | 0           | 1        | 1        | 0.9      | 1          | 0        | 1        | 1        | 0        | 0        | 0        | 2.2      |            |
| UNIVERSITY OF UTAH                              | 01/31/05 | 2        | 0           | 0        | .000     | 0           | 0        | .000     | 0           | 0        | .000     | 0           | 0        | 0        | 0.8      | 0          | 0        | 0        | 0        | 0        | 0        | 0        | 2.1      |            |
| at UNLV   | 02/05/05 | 3        | 0           | 0        | .000     | 0           | 0        | .000     | 0           | 0        | .000     | 0           | 1        | 1        | 0.9      | 1          | 0        | 1        | 0        | 0        | 0        | 0        | 2.0      |            |
| at SAN DIEGO STATE                              | 02-07-05 | 4        | 0           | 2        | .000     | 0           | 1        | .000     | 0           | 0        | .000     | 0           | 0        | 0        | 0.8      | 0          | 0        | 0        | 0        | 0        | 1        | 0        | 1.9      |            |
| WYOMING   | 02/12/05 | 4        | 0           | 2        | .000     | 0           | 2        | .000     | 0           | 0        | .000     | 0           | 0        | 0        | 0.8      | 1          | 0        | 0        | 0        | 0        | 0        | 0        | 1.8      |            |
| COLORADO STATE                                  | 02/14/05 |          |             |          |          |             |          |          |             |          |          |             |          |          |          |            |          |          |          |          |          |          |          |            |
| at New Mexico                                   | 02/19/05 | 15       | 2           | 3        | .667     | 0           | 0        | .000     | 1           | 2        | .500     | 2           | 0        | 2        | 0.8      | 3          | 0        | 0        | 2        | 0        | 2        | 5        | 1.9      |            |
| at Air Force                                    | 2-21-05  | 18       | 3           | 8        | .375     | 3           | 4        | .750     | 0           | 0        | .000     | 1           | 1        | 2        | 0.9      | 2          | 0        | 1        | 2        | 0        | 0        | 9        | 2.2      |            |
| at Utah   | 02/26/05 | 5        | 1           | 2        | .500     | 0           | 0        | .000     | 0           | 0        | .000     | 1           | 0        | 1        | 0.9      | 1          | 0        | 0        | 1        | 0        | 0        | 2        | 2.2      |            |
| UNLV  | 03/05/05 | 1        | 1           | 1        | 1.000    | 0           | 0        | .000     | 0           | 0        | .000     | 1           | 0        | 1        | 0.9      | 0          | 0        | 0        | 0        | 0        | 0        | 2        | 2.2      |            |
| Totals  |          | 1        | 205         | 19       | 67       | .284        | 10       | 31       | .323        | 9        | 11       | .818        | 9        | 14       | 23       | 0.9        | 36       | 0        | 11       | 21       | 3        | 11       | 57       | 2.2        |
| <b>Burgess vs. UNM (2 game, BYU record 1-1)</b> |          | <b>0</b> | <b>11.5</b> | <b>2</b> | <b>5</b> | <b>.400</b> | <b>0</b> | <b>1</b> | <b>.000</b> | <b>1</b> | <b>2</b> | <b>.500</b> | <b>2</b> | <b>1</b> | <b>3</b> | <b>1.5</b> | <b>4</b> | <b>0</b> | <b>1</b> | <b>3</b> | <b>0</b> | <b>2</b> | <b>5</b> | <b>2.5</b> |

**CAREER HIGHS:**

POINTS: 9 at AFA (2005)  
 FG MADE: 3 vs. Chaminade, at AFA (2005)  
 FG AT: 11 vs. Chaminade (2005)  
 FG %: 1.000 (1-1) vs. UNLV (2005)  
 3FG MADE: 3 at AFA (2005)  
 3FG ATT: 6 vs. Chaminade (2005)  
 3FG %: 1.000 (1-1) vs. MSU-Billings (2005)  
 FT MADE: 3 vs. MSU-Billings, vs. California (2005)  
 FT ATT: 4 vs. MSU-Billings (2005)  
 FT %: 1.000 (3-3) vs. Cal (2005)  
 REB: 3 vs. MSU-Billings, vs. Chaminade (2005)  
 ASSISTS: 4 vs. MSU-Billings (2005)  
 STEALS: 3 vs. MSU-Billings (2005)  
 BLOCKS: 3 vs. Chaminade (2005)  
 MINUTES: 26 vs. Chaminade (2005)





**JIMMY BALDERSON**  
 6-6 • 200 • sophomore • guard  
 Magrath, Alberta, Canada

**NOTING BALDERSON:** Started the last 12 games ... Scored 8 points while adding 5 rebounds, 2 assists and 1 steal against UNLV ... Contributed 8 points, 4 rebounds and 2 steals at Utah ... Grabbed 4 rebounds and scored 3 points at Air Force ... Missed practice due to an injured ankle and then played a limited 13 minutes at UNM, scoring 1 point and grabbing 2 rebounds ... Recorded 8 points and 4 rebounds against Colorado State (also injured his ankle), the first time in five games he did not score in double-figures ... Scored team-high 11 points, his fourth straight double-figure outing, and tied career-best 7 rebounds vs. Wyoming, hitting 3-of-5 treys ... Had 14 points at SDSU ... Posted a career-high 23 points while going 5-9 from three-point range and tied his career-high with seven rebounds at UNLV ... Scored 13 points on 4-6 shooting, including 3-4 from three-point range against Utah ... Played 11 minutes vs. UNM without scoring and played a career-high 29 minutes against Air Force, scoring 5 points ... Started at Wyoming, recording 9 points and a season-high 4 rebounds ... Played four minutes at CSU, going 0-4 ... Was

perfect from the field against MSU-Billings, going 3-3 and scoring 9 points ... scored 11 points in 14 minutes off the bench on 4-of-5 shooting vs. Southern Utah ... Played less than a minute at Weber State and did not play vs. NC State after starting the prior three games ... shot 2-of-15 from the floor in his three starts ... Recorded a career-high 22 points at USC on 6-12 shooting, including a career-best 5 three-pointers ... Scored 6 points on .500 shooting in 11-minute season debut at Utah State after coming out of redshirt year ... Sat out the first four games planning to redshirt after August return from his two-year LDS Church mission to the Marshall Islands.

**MORE ON BALDERSON:** Balderson is a 6-foot-6 guard who averaged 4.0 points per game and 1.5 rebounds per game as a freshman at BYU prior to serving a two-year mission for the Church of Jesus Christ of Latter-day Saints ... He returned in August ... A talented scorer, he has excellent range from the three-point arc and has good size. ... He plans to redshirt to allow time to get back into playing condition after his missionary service ... Balderson played in 27 of 30 games as a freshman reserve on BYU's 18-12 team that advanced to the second round of the NIT, logging 8.5 minutes per game while shooting .487 from the floor, .306 (11-of-36) on threes and .657 from the line ... His 48.7 percent shooting from the floor led all BYU perimeter players ... He was seventh on the team in scoring ... He appeared in all 14 league games, averaging 3.6 points and 1.3 rebounds in 8.3 minutes ... He scored double-digit points in three games ... He led BYU in scoring, rebounds and steals with season highs of 19 points, 7 rebounds and 3 steals in BYU's win over Fort Lewis College ... he totaled 14 points and 6 rebounds in a loss at Air Force and scored 11 points with 2 rebounds and a season-high 2 assists in a home win over Southern Utah ... He came off the bench cold in the closing moments of regulation at Pepperdine and promptly hit a three-pointer from the corner as time expired to send the game into overtime ... He scored in 21 of his 27 appearances and grabbed a rebound in 17 outings.

**PERSONAL:** Born August 1983 in Magrath, Alberta, Canada ... parents are Wes and Lorraine Balderson ... one of seven children, three boys ... oldest brother was Canadian Interuniversity Player of the Year in Canada as shooting guard, while other brother currently plays football at the University of Alberta and little sister Debbie currently plays basketball for Lethbridge Community College ... served a two-year mission for the Church of Jesus Christ of Latter-day Saints in the Marshall Islands speaking Marshallese ... Business Finance major.

**Jimmy Balderson – 2004-05 Game-by-Game**

| Opponent  | Date     | GS | Min      | TOTAL                  |          |           | 3PTS        |          |          | REBOUNDS    |          |          |             | PF       | FO       | A        | TO         | Blk      | Stl      | Pts      | Avg      |          |          |          |            |
|---|----------|----|----------|------------------------|----------|-----------|-------------|----------|----------|-------------|----------|----------|-------------|----------|----------|----------|------------|----------|----------|----------|----------|----------|----------|----------|------------|
|   |          |    |          | FG                     | FGA      | Pct       | 3FG         | FGA      | Pct      | FT          | FTA      | Pct      | Off         |          |          |          |            |          |          |          |          | Def      | Tot      | Avg      |            |
| vs North Carolina                                   | 11-22/04 |    |          | DNP - planned redshirt |          |           |             |          |          |             |          |          |             |          |          |          |            |          |          |          |          |          |          |          |            |
| vs Stanford   | 11-23/04 |    |          | DNP - planned redshirt |          |           |             |          |          |             |          |          |             |          |          |          |            |          |          |          |          |          |          |          |            |
| vs Chaminade  | 11-24/04 |    |          | DNP - planned redshirt |          |           |             |          |          |             |          |          |             |          |          |          |            |          |          |          |          |          |          |          |            |
| CALIFORNIA  | 11/27/04 |    |          | DNP - planned redshirt |          |           |             |          |          |             |          |          |             |          |          |          |            |          |          |          |          |          |          |          |            |
| at Utah State                                       | 12/01/04 |    | 11       | 2                      | 4        | .500      | 1           | 3        | .333     | 1           | 2        | .500     | 0           | 0        | 0        | 0.0      | 0          | 0        | 0        | 1        | 0        | 0        | 6        | 6.0      |            |
| at USC  | 12/04/04 |    | 25       | 6                      | 12       | .500      | 5           | 8        | .625     | 5           | 7        | .714     | 0           | 1        | 1        | 0.5      | 3          | 0        | 4        | 2        | 0        | 0        | 22       | 14.0     |            |
| BOISE STATE UNIVERSITY                              | 12/06/04 | *  | 18       | 1                      | 6        | .167      | 1           | 4        | .250     | 0           | 0        | .000     | 0           | 2        | 2        | 1.0      | 0          | 0        | 1        | 0        | 0        | 0        | 3        | 10.3     |            |
| vs Washington State University                      | 12/11/04 | *  | 15       | 0                      | 4        | .000      | 0           | 3        | .000     | 0           | 0        | .000     | 0           | 0        | 0        | 0.8      | 0          | 0        | 2        | 0        | 0        | 0        | 0        | 7.8      |            |
| UTAH STATE  | 12/18/04 | *  | 10       | 1                      | 5        | .200      | 0           | 2        | .000     | 0           | 0        | .000     | 0           | 0        | 0        | 0.6      | 4          | 0        | 1        | 1        | 0        | 0        | 2        | 6.6      |            |
| NORTH CAROLINA STATE                                | 12/21/04 |    |          | DNP - coach's decision |          |           |             |          |          |             |          |          |             |          |          |          |            |          |          |          |          |          |          |          |            |
| at Weber State                                      | 12-23-04 |    | 0        | 0                      | 0        | .000      | 0           | 0        | .000     | 0           | 0        | .000     | 0           | 1        | 1        | 0.7      | 0          | 0        | 0        | 0        | 0        | 0        | 0        | 5.5      |            |
| SOUTHERN UTAH UNIVERSITY                            | 12/28/04 |    | 14       | 4                      | 5        | .800      | 1           | 1        | 1.000    | 2           | 2        | 1.000    | 0           | 0        | 0        | 0.6      | 2          | 0        | 2        | 1        | 0        | 1        | 11       | 6.3      |            |
| SANTA CLARA   | 12/31/04 |    | 6        | 0                      | 3        | .000      | 0           | 1        | .000     | 0           | 0        | .000     | 0           | 1        | 1        | 0.6      | 0          | 0        | 0        | 0        | 0        | 0        | 0        | 5.5      |            |
| at Saint Mary's (CA)                                | 01/04/05 |    | 6        | 0                      | 2        | .000      | 0           | 0        | .000     | 0           | 0        | .000     | 0           | 0        | 0        | 0.8      | 0          | 0        | 1        | 1        | 0        | 0        | 0        | 2.5      |            |
| SAN DIEGO STATE                                     | 01/08/05 |    | 6        | 1                      | 2        | .500      | 0           | 1        | .000     | 0           | 0        | .000     | 0           | 1        | 1        | 0.6      | 0          | 0        | 2        | 0        | 0        | 2        | 5.1      |          |            |
| MONTANA STATE-BILLINGS                              | 01/11/05 |    | 16       | 3                      | 3        | 1.000     | 0           | 0        | .000     | 3           | 6        | .500     | 0           | 3        | 3        | 0.8      | 0          | 0        | 2        | 2        | 0        | 1        | 9        | 5.5      |            |
| at Colorado State                                   | 1-15-05  |    | 4        | 0                      | 4        | .000      | 0           | 3        | .000     | 0           | 0        | .000     | 0           | 0        | 0        | 0.8      | 1          | 0        | 0        | 0        | 0        | 1        | 0        | 5.0      |            |
| at Wyoming Cowboys                                  | 1-17-05  | *  | 23       | 2                      | 4        | .500      | 1           | 2        | .500     | 4           | 6        | .667     | 0           | 4        | 4        | 1.0      | 4          | 0        | 0        | 0        | 0        | 0        | 9        | 5.3      |            |
| AIR FORCE   | 01/22/05 | *  | 29       | 2                      | 5        | .400      | 1           | 1        | 1.000    | 0           | 0        | .000     | 0           | 2        | 2        | 1.1      | 1          | 0        | 2        | 1        | 0        | 0        | 5        | 5.3      |            |
| NEW MEXICO  | 01/24/05 | *  | 11       | 0                      | 4        | .000      | 0           | 2        | .000     | 0           | 0        | .000     | 0           | 3        | 3        | 1.2      | 1          | 0        | 0        | 2        | 0        | 0        | 0        | 4.9      |            |
| UNIVERSITY OF UTAH                                  | 01/31/05 | *  | 20       | 4                      | 6        | .667      | 3           | 4        | .750     | 2           | 4        | .500     | 1           | 1        | 2        | 1.3      | 3          | 0        | 0        | 1        | 0        | 1        | 13       | 5.4      |            |
| at UNLV   | 02/05/05 | *  | 37       | 7                      | 15       | .467      | 5           | 9        | .556     | 4           | 6        | .667     | 2           | 5        | 7        | 1.6      | 1          | 0        | 3        | 3        | 0        | 0        | 23       | 6.5      |            |
| at SAN DIEGO STATE                                  | 02-07-05 | *  | 33       | 4                      | 9        | .444      | 4           | 7        | .571     | 2           | 5        | .400     | 0           | 1        | 1        | 1.6      | 5          | 1        | 1        | 4        | 0        | 0        | 14       | 6.9      |            |
| WYOMING   | 02/12/05 | *  | 28       | 4                      | 7        | .571      | 3           | 5        | .600     | 0           | 0        | .000     | 4           | 3        | 7        | 1.8      | 5          | 1        | 0        | 4        | 0        | 3        | 11       | 7.1      |            |
| COLORADO STATE                                      | 02/14/05 | *  | 33       | 3                      | 8        | .375      | 2           | 5        | .400     | 0           | 0        | .000     | 0           | 4        | 4        | 2.0      | 1          | 0        | 0        | 1        | 0        | 0        | 8        | 7.2      |            |
| at New Mexico                                       | 02/19/05 | *  | 13       | 0                      | 2        | .000      | 0           | 2        | .000     | 1           | 2        | .500     | 0           | 2        | 2        | 2.0      | 2          | 0        | 0        | 4        | 0        | 0        | 1        | 6.9      |            |
| at Air Force  | 2-21-05  | *  | 26       | 1                      | 8        | .125      | 1           | 4        | .250     | 0           | 0        | .000     | 1           | 3        | 4        | 2.0      | 1          | 0        | 0        | 0        | 0        | 0        | 3        | 6.7      |            |
| at Utah   | 02/26/05 | *  | 24       | 3                      | 4        | .750      | 2           | 3        | .667     | 0           | 0        | .000     | 0           | 4        | 4        | 2.1      | 5          | 1        | 1        | 1        | 0        | 2        | 8        | 6.7      |            |
| UNLV  | 03/05/05 | *  | 27       | 3                      | 8        | .375      | 2           | 7        | .286     | 0           | 0        | .000     | 2           | 3        | 5        | 2.3      | 1          | 0        | 2        | 4        | 0        | 1        | 8        | 6.8      |            |
| Totals  |          |    | 15       | 436                    | 52       | 130       | 400         | 33       | 76       | 423         | 26       | 42       | 619         | 10       | 44       | 54       | 2.3        | 41       | 3        | 19       | 36       | 0        | 10       | 163      | 6.8        |
| <b>Balderson vs. UNM (4 games, BYU record: 2-2)</b> |          |    | <b>2</b> | <b>9.3</b>             | <b>2</b> | <b>12</b> | <b>.167</b> | <b>0</b> | <b>6</b> | <b>.000</b> | <b>1</b> | <b>2</b> | <b>.500</b> | <b>0</b> | <b>7</b> | <b>7</b> | <b>1.8</b> | <b>5</b> | <b>0</b> | <b>0</b> | <b>7</b> | <b>0</b> | <b>0</b> | <b>5</b> | <b>1.3</b> |

**CAREER HIGHS:**

**POINTS:** 23 at UNLV (2005)  
**FG MADE:** 8 vs. Fort Lewis (12/12/01)  
**FG ATT:** 15 at UNLV (2005)  
**FG%**: 1.000 (3-3) vs. MSUBillings (2005)  
**3FG MADE:** 5 at UNLV, at USC (2005)  
**3FG ATT:** 9 at UNLV (2005)  
**3FG%**: .750 (3-4) vs. Utah (2005)  
**FT MADE:** 5 at USC (2005)  
**FT ATT:** 7 at USC (2005)  
**FT %:** 1.000 (4-4) at AFA, UNLV (2001-02)  
**REB:** 7 vs. Wyoming, at UNLV (2005), vs. Fort Lewis (12/12/01)  
**ASSTS:** 4 at USC (2005)  
**STEALS:** 3 vs. Wyoming (2005) Fort Lewis (12/12/01)  
**BLOCKS:** 1 at Wyoming (2/28/02)  
**MIN:** 37 at UNLV (2005)

**BALDERSON PRIOR YEAR TOTALS**

| YEAR    | GP | GS | MIN | AVG | FG | FGA | PCT  | 3FG | FGA | PCT  | FT | FTA | PCT  | OFF | DEF | TOT | AVG | PF | FO | A  | AVG | TO | BLK | STL | PTS | AVG |
|---------|----|----|-----|-----|----|-----|------|-----|-----|------|----|-----|------|-----|-----|-----|-----|----|----|----|-----|----|-----|-----|-----|-----|
| 2001-02 | 27 | 0  | 229 | 8.5 | 37 | 76  | .487 | 11  | 36  | .306 | 23 | 35  | .657 | 11  | 30  | 41  | 1.5 | 21 | 1  | 12 | 0.4 | 15 | 1   | 9   | 108 | 4.0 |





**GARNER MEADS**  
**6-8 • 225 • sophomore • forward**  
**Salt Lake City, Utah**

**NOTING MEADS:** Averages 4.3 rebounds, third on the team ... Missed the last seven games due to a leg injury and is doubtful to return for the MWC Tournament ... Recorded 1 block in three minutes at UNLV in his last action ... Pulled down 4 rebounds while adding 4 points in 17 minutes against Utah ... Played 3 minutes off the bench vs. New Mexico after started against Air Force, scoring 6 points on 3-6 shooting in 27 minutes ... Recorded 3 points and 2 rebounds in 12 minutes at Wyoming ... Had 4 points and 4 rebounds in 18 minutes off the bench at CSU ... In his first start since Dec. 18, Meads recorded a career-high 11 rebounds against MSU-Billings ... Scored 5 points and grabbed 6 rebounds in 12 minutes vs. SDSU after missing the prior three games with a foot injury ... He missed two games earlier with an injured ankle ... After returning from the injured ankle, he had scored more than 4 points in a game only once (10 points at USC) in six outings before scoring 10

points at Weber State in his last action prior to his recent foot injury ... shared team-high honors with 6 rebounds at Weber State ... Had 10 rebounds and two assists against Washington State ... also dished out a career-high two assists against Boise State, adding four points and three rebounds in 14 minutes ... Recorded a season-high 10 points with eight rebounds at USC ... Returned from injury at Utah State on Dec. 1, posting two blocked shots in 18 minutes ... Started the first two games but had to sit out the next two games after injuring his ankle against Stanford ... Averaged 5.5 points and team-best 7.0 rebounds over first two games.

**MORE ON MEADS:** Meads started 18 games, including 16 of the last 17 games, as a redshirt freshman in 2003-04 and showed promise of his abilities despite playing with injuries throughout much the year ... A heavily recruited McDonald's High School All-American, Meads entered his first year with BYU in 2000-01 after selecting the Cougars over Stanford and Utah, but suffered a punctured-lung injury the first week of practice and ended up deciding to red-shirt ... He left to serve a two-year LDS Church mission at the semester, splitting his redshirt season between the fall of 2000 and the winter of 2003 ... He is an outstanding student-athlete who will be looked to as a leader on and off the floor ... He can bang inside but also has a nice mid-range game and should be a key player for the Cougars as a sophomore ... Overall last year, he appeared in 29 of 30 games, averaging 4.2 points and 2.9 rebounds while shooting .540 from the floor and .644 from the line in 16 minutes per game ... He shot 59 percent in league games, which would have rated second among MWC players but he hadn't taken the minimum three shots per game ... He had four double-figure scoring games and one double-digit rebounding outing ... He played a career-best 34 minutes vs. SDSU, scoring a personal-best 19 points on 7-of-11 shooting, including an aggressive one-handed slam through traffic in transition, and added 8 rebounds. ... He recorded a double-double with 13 points and a season-best 10 rebounds vs. Wyoming in Provo, going 6-for-9 from the floor in 26 minutes ... He played well in BYU's upset over nationally ranked and eventual Final Four participant Oklahoma State with 7 rebounds, including a key offensive rebound, and 6 points while playing 26 minutes.

**PERSONAL:** Born September 1981 in Salt Lake City ... parents are Garner and LeeAnn Meads ... has three sisters and two brothers ... enjoys playing the piano, cars, Sony PlayStation, swimming, water skiing and snow skiing ... was the student body historian at Brighton High his senior year and class vice president as a sophomore ... exercise science major with a business minor.

**Garner Meads – 2004-05 Game-by-Game**

| Opponent                                       | Date     | GS           | Min      | TOTAL       |          |          | 3PTS        |          |          | REBOUNDS    |          |          | PF           | FO       | A        | TO         | Blk      | Stl      | Pts      | Avg      |          |          |           |            |     |
|--|----------|--------------|----------|-------------|----------|----------|-------------|----------|----------|-------------|----------|----------|--------------|----------|----------|------------|----------|----------|----------|----------|----------|----------|-----------|------------|-----|
|  |          |              |          | FG          | FGA      | Pct      | 3FG         | FGA      | Pct      | FT          | FTA      | Pct      |              |          |          |            |          |          |          |          | Off      | Def      | Tot       | Avg        |     |
| vs North Carolina                              | 11-22-04 | *            | 22       | 1           | 6        | .167     | 0           | 0        | .000     | 0           | 0        | .000     | 3            | 6        | 9        | 9.0        | 3        | 0        | 1        | 4        | 1        | 2        | 2         | 2.0        |     |
| vs Stanford                                    | 11-23-04 | *            | 22       | 3           | 7        | .429     | 0           | 0        | .000     | 3           | 3        | 1.000    | 2            | 3        | 5        | 7.0        | 4        | 0        | 0        | 3        | 1        | 0        | 9         | 5.5        |     |
| vs Chaminade                                   | 11-24-04 | DNP - Injury |          |             |          |          |             |          |          |             |          |          |              |          |          |            |          |          |          |          |          |          |           |            |     |
| CALIFORNIA                                     | 11-27-04 | DNP - Injury |          |             |          |          |             |          |          |             |          |          |              |          |          |            |          |          |          |          |          |          |           |            |     |
| at Utah State                                  | 12/01/04 | *            | 18       | 0           | 2        | .000     | 0           | 0        | .000     | 0           | 0        | .000     | 1            | 1        | 2        | 5.3        | 3        | 0        | 0        | 3        | 2        | 0        | 0         | 3.7        |     |
| at USC   | 12/04/04 | *            | 24       | 4           | 6        | .667     | 0           | 0        | .000     | 2           | 6        | .333     | 5            | 3        | 8        | 6.0        | 3        | 0        | 1        | 1        | 0        | 1        | 10        | 5.3        |     |
| BOISE STATE UNIVERSITY                         | 12/08/04 | *            | 14       | 1           | 1        | 1.000    | 0           | 0        | .000     | 2           | 2        | 1.000    | 0            | 3        | 3        | 5.4        | 4        | 0        | 2        | 1        | 0        | 0        | 4         | 5.0        |     |
| vs Washington State University                 | 12/11/04 | *            | 28       | 0           | 2        | .000     | 0           | 0        | .000     | 2           | 2        | 1.000    | 1            | 9        | 10       | 6.2        | 2        | 0        | 2        | 2        | 0        | 0        | 2         | 4.5        |     |
| UTAH STATE                                     | 12/18/04 | *            | 23       | 2           | 5        | .400     | 0           | 0        | .000     | 0           | 0        | .000     | 0            | 1        | 1        | 5.4        | 5        | 1        | 1        | 0        | 1        | 1        | 4         | 4.4        |     |
| NORTH CAROLINA STATE                           | 12/21/04 | *            | 15       | 1           | 3        | .333     | 0           | 0        | .000     | 2           | 2        | 1.000    | 1            | 0        | 1        | 4.9        | 2        | 0        | 0        | 0        | 0        | 1        | 4         | 4.4        |     |
| at Weber State                                 | 12-23-04 | *            | 27       | 3           | 6        | .500     | 0           | 1        | .000     | 4           | 4        | 1.000    | 0            | 6        | 6        | 5.0        | 3        | 0        | 0        | 2        | 0        | 0        | 10        | 5.0        |     |
| SOUTHERN UTAH UNIVERSITY                       | 12/28/04 | DNP - Injury |          |             |          |          |             |          |          |             |          |          |              |          |          |            |          |          |          |          |          |          |           |            |     |
| SANTA CLARA                                    | 12/31/04 | DNP - Injury |          |             |          |          |             |          |          |             |          |          |              |          |          |            |          |          |          |          |          |          |           |            |     |
| at Saint Mary's (CA)                           | 01/04/05 | DNP - Injury |          |             |          |          |             |          |          |             |          |          |              |          |          |            |          |          |          |          |          |          |           |            |     |
| SAN DIEGO STATE                                | 01/08/05 | *            | 12       | 2           | 3        | .667     | 0           | 0        | .000     | 1           | 2        | .500     | 2            | 4        | 6        | 5.1        | 2        | 0        | 0        | 0        | 0        | 0        | 5         | 5.0        |     |
| MONTANA STATE-BILLINGS                         | 01/11/05 | *            | 21       | 3           | 7        | .429     | 0           | 0        | .000     | 1           | 2        | .500     | 4            | 7        | 11       | 5.6        | 1        | 0        | 1        | 1        | 0        | 0        | 7         | 5.2        |     |
| at Colorado State                              | 1-15-05  | *            | 18       | 2           | 9        | .222     | 0           | 0        | .000     | 0           | 0        | .000     | 2            | 2        | 4        | 5.5        | 2        | 0        | 0        | 0        | 0        | 1        | 4         | 5.1        |     |
| at Wyoming Cowboys                             | 1-17-05  | *            | 12       | 1           | 2        | .500     | 0           | 0        | .000     | 1           | 2        | .500     | 0            | 2        | 2        | 5.2        | 2        | 0        | 0        | 2        | 0        | 1        | 3         | 4.9        |     |
| AIR FORCE                                      | 01/22/05 | *            | 27       | 3           | 6        | .500     | 0           | 0        | .000     | 0           | 2        | .000     | 0            | 1        | 1        | 4.9        | 1        | 0        | 0        | 1        | 0        | 0        | 6         | 5.0        |     |
| NEW MEXICO                                     | 01/24/05 | *            | 3        | 0           | 0        | .000     | 0           | 0        | .000     | 0           | 0        | .000     | 0            | 0        | 0        | 4.6        | 0        | 0        | 1        | 0        | 0        | 0        | 0         | 4.7        |     |
| UNIVERSITY OF UTAH                             | 01/31/05 | *            | 17       | 2           | 6        | .333     | 0           | 0        | .000     | 0           | 0        | .000     | 3            | 1        | 4        | 4.6        | 1        | 0        | 0        | 1        | 1        | 0        | 4         | 4.6        |     |
| at UNLV  | 02/05/05 | *            | 3        | 0           | 0        | .000     | 0           | 0        | .000     | 0           | 0        | .000     | 0            | 0        | 0        | 4.3        | 2        | 0        | 0        | 1        | 1        | 0        | 0         | 4.4        |     |
| at SAN DIEGO STATE                             | 02/07/05 | DNP - Injury |          |             |          |          |             |          |          |             |          |          |              |          |          |            |          |          |          |          |          |          |           |            |     |
| WYOMING  | 02/12/05 | DNP - Injury |          |             |          |          |             |          |          |             |          |          |              |          |          |            |          |          |          |          |          |          |           |            |     |
| COLORADO STATE                                 | 02/14/05 | DNP - Injury |          |             |          |          |             |          |          |             |          |          |              |          |          |            |          |          |          |          |          |          |           |            |     |
| at New Mexico                                  | 02/19/05 | DNP - Injury |          |             |          |          |             |          |          |             |          |          |              |          |          |            |          |          |          |          |          |          |           |            |     |
| at Air Force                                   | 02/21/05 | DNP - Injury |          |             |          |          |             |          |          |             |          |          |              |          |          |            |          |          |          |          |          |          |           |            |     |
| at Utah  | 02/26/05 | DNP - Injury |          |             |          |          |             |          |          |             |          |          |              |          |          |            |          |          |          |          |          |          |           |            |     |
| UNLV   | 03/05/05 | DNP - Injury |          |             |          |          |             |          |          |             |          |          |              |          |          |            |          |          |          |          |          |          |           |            |     |
| Totals   |          |              | 9        | 306         | 28       | 71       | .394        | 0        | 1        | .000        | 18       | 27       | .667         | 24       | 49       | 73         | 4.3      | 40       | 1        | 9        | 24       | 7        | 7         | 74         | 4.4 |
| <b>Meads vs.UNM (3 games, BYU record: 2-1)</b> |          |              | <b>2</b> | <b>11.0</b> | <b>4</b> | <b>5</b> | <b>.800</b> | <b>0</b> | <b>0</b> | <b>.000</b> | <b>2</b> | <b>2</b> | <b>1.000</b> | <b>0</b> | <b>1</b> | <b>0.3</b> | <b>8</b> | <b>1</b> | <b>3</b> | <b>2</b> | <b>1</b> | <b>0</b> | <b>10</b> | <b>3.3</b> |     |


**CAREER HIGHS:**

POINTS: 19 vs. SDSU (2004)  
 FG MADE: 7 vs. SDSU (2004)  
 FG ATT: 11 vs. SDSU (2004)  
 FG%: .667 (6-9) vs. Wyoming (2004), at USC (2005)  
 3FG MADE: -  
 3FG ATT: 1 at Utah (2004), at Weber St. (2005)  
 3FG%: .000 (0-1) at Utah (2004)  
 FT MADE: 5 vs. Weber St., vs. SDSU (2004)  
 FT ATT: 6 vs. Weber St. (2004), at USC (2005)  
 FT %: 1.000 (5-5) vs. SDSU (2004)  
 REB: 11 vs. MSU-Billings (2005)  
 ASSISTS: 2 vs. Washington State, vs. Boise State (2005)  
 STEALS: 2 at Wyoming, vs. Utah (2004), vs. UNC (2005)  
 BLOCKS: 2 vs. Utah in Provo, vs. Utah at MWC (2004), at Utah State (2005)  
 MINUTES: 34 vs. SDSU (2004)

**MEADS PRIOR YEARS' STATS**

| YEAR    | GP | GS | MIN | AVG  | FG | FGA | PCT  | 3FG | FGA | PCT  | FT | FTA | PCT  | OFF | DEF | TOT | AVG | PF | FO | A | AVG | TO | BLK | STL | PTS | AVG |
|---------|----|----|-----|------|----|-----|------|-----|-----|------|----|-----|------|-----|-----|-----|-----|----|----|---|-----|----|-----|-----|-----|-----|
| 2003-04 | 29 | 18 | 465 | 16.0 | 47 | 87  | .540 | 0   | 1   | .000 | 29 | 45  | .644 | 35  | 48  | 83  | 2.9 | 73 | 2  | 9 | 0.3 | 28 | 12  | 11  | 123 | 4.2 |





**DEREK DAWES**  
6-11 • 275 • sophomore • center  
Salt Lake City, Utah

**NOTING DAWES:** Second on the team with 4.5 rebounds per game ... Recorded one rebound and one block against UNLV in seven minutes ... Added one point and one rebound in nine minutes at Utah after getting into early foul trouble ... Had 6 points and 6 rebounds in 19 minutes at UNM ... Posted 3 points and 3 rebounds against Colorado State ... Recorded 5 points and 5 rebounds vs. Wyoming ... Had 5 rebounds, 2 points and 2 blocks at SDSU ... Was close to a double-double with 9 points and 9 rebounds at UNLV ... Posted 4 points and 2 rebounds against Utah ... Recorded first career double-double with 14 points and 10 rebounds in home win over New Mexico ... Against the Lobos, he set career bests of 14 points, 6-of-7 (.857) shooting, and 4 blocks while tying career marks of 10 rebounds, 2 assists and 1 steal (made his steal after his only miss of the game to regain a Cougar possession) ... Grabbed 1 rebound and 1 block in 11 minutes vs. Air Force ... Scored a career-high 11 points at Wyoming off the bench ... Saw limited action the prior three games, not playing vs. MSU-Billings, due to a shoulder injury suffered at Saint Mary's ... Played 12 minutes at CSU with 2 rebounds and logged 8 minutes vs. SDSU with 3 rebounds ... Made fourth start at Saint Mary's, logging career-most 34 minutes ... He set personal bests of 4-for-6 shooting and tied his career-high 10 rebounds, while adding 9 points vs. the Gaels ... He fouled out vs. Santa Clara, playing 18 minutes with 5 points and 5 rebounds ... Was one rebound shy of a double-double against Southern Utah tying career-high 10 points with nine rebounds in 18 minutes, while adding 2 blocks and 1 steal ... Took a career-most 11 FT attempts vs. SUU ... Made his second start of the season at Weber State, scoring 7 points while attempting a career-most 8 shots ... Scored 5 points with 3 rebounds in 18 minutes vs. NC State ... Despite having to play with a broken thumb, he made his first start of the season vs. Utah State with regular starter Jared Jensen ill with food poisoning (Dawes had 4 rebounds in 14 minutes) ... Played 25 minutes against Washington State, contributing 6 points and 7 rebounds ... Tied his season-high with 10 points, including a career-best 6-7 (.857) from the free-throw line, in 20 minutes at USC ... Had 4 points, career-best 3 blocks and 8 rebounds in 19 minutes vs California ... Seeing the first playing time since his freshman year in 2000-01, he achieved career-high totals of 10 points (vs. Chaminade) and 10 rebounds (vs. Stanford) during the Maui Invitational, averaging 5.0 ppg, 5.3 rpg during the three games coming off the bench.

ing and tied his career-high 10 rebounds, while adding 9 points vs. the Gaels ... He fouled out vs. Santa Clara, playing 18 minutes with 5 points and 5 rebounds ... Was one rebound shy of a double-double against Southern Utah tying career-high 10 points with nine rebounds in 18 minutes, while adding 2 blocks and 1 steal ... Took a career-most 11 FT attempts vs. SUU ... Made his second start of the season at Weber State, scoring 7 points while attempting a career-most 8 shots ... Scored 5 points with 3 rebounds in 18 minutes vs. NC State ... Despite having to play with a broken thumb, he made his first start of the season vs. Utah State with regular starter Jared Jensen ill with food poisoning (Dawes had 4 rebounds in 14 minutes) ... Played 25 minutes against Washington State, contributing 6 points and 7 rebounds ... Tied his season-high with 10 points, including a career-best 6-7 (.857) from the free-throw line, in 20 minutes at USC ... Had 4 points, career-best 3 blocks and 8 rebounds in 19 minutes vs California ... Seeing the first playing time since his freshman year in 2000-01, he achieved career-high totals of 10 points (vs. Chaminade) and 10 rebounds (vs. Stanford) during the Maui Invitational, averaging 5.0 ppg, 5.3 rpg during the three games coming off the bench.

**MORE ON DAWES:** Dawes was a redshirt in 2003-04 after returning from a two-year LDS Church mission in August ... One of the most sought-after centers in the West out of Cottonwood High School (Salt Lake City), where he averaged 19 points, 14 rebounds and 8 blocked shots per game his senior year ... He appeared in 23 of 33 games, with one start, as a freshman on BYU's 24-9 2001 MWC Championship team before leaving to serve a two-year mission ... He redshirted last year ... He is an active player who runs the floor well, is a good free-throw shooter and has range to the three-point arc ... He has good shot blocking ability ... He averaged 1.1 points and 2.0 rebounds in 6.7 minutes per game as a freshman ... shared team-high honors with a season-best 7 rebounds in season-opening win over Elon College, also adding a season-high 6 points on 3-5 shooting in 12 minutes ... Grabbed a rebound in 20 of 23 appearances despite some limited minutes.

**PERSONAL:** Born October 1981 in Salt Lake City ... parents are Larry and Susan Dawes ... has two younger siblings, Cassidy 21 and Kelsey 16 ... is an Eagle scout ... graduated from Cottonwood High School ... served two-year mission for the Church of Jesus Christ of Latter-day Saints in New Hampshire ... recruited by Ohio State, Arizona State, Florida and San Diego State ... pre-communications major.

**Derek Dawes – 2004-05 Game-by-Game**

| Opponent                                 | Date     | GS           | Min  | TOTAL |      |      | 3PTS |      |      | REBOUNDS |      |       | PF | FO  | A   | TO  | Blk | Stl | Pts | Avg |     |     |     |     |
|--|----------|--------------|------|-------|------|------|------|------|------|----------|------|-------|----|-----|-----|-----|-----|-----|-----|-----|-----|-----|-----|-----|
|  |          |              |      | FG    | FGA  | Pct  | 3FG  | FGA  | Pct  | FT       | FTA  | Pct   |    |     |     |     |     |     |     |     | Off | Def | Tot |     |
| vs North Carolina                        | 11-22-04 | 3            | 0    | 0     | .000 | 0    | 0    | .000 | 1    | 2        | 500  | 0     | 0  | 0   | 0   | 0   | 0   | 0   | 1   | 10  |     |     |     |     |
| vs Stanford                              | 11-23-04 | 16           | 2    | 4     | 500  | 0    | 0    | .000 | 0    | 0        | 000  | 3     | 7  | 10  | 50  | 4   | 0   | 0   | 1   | 4   | 2.5 |     |     |     |
| vs Chaminade                             | 11-24-04 | 19           | 4    | 7     | .571 | 0    | 0    | .000 | 2    | 2        | 1000 | 0     | 6  | 6   | 53  | 1   | 0   | 1   | 1   | 10  | 5.0 |     |     |     |
| CALIFORNIA                               | 11/27/04 | 19           | 2    | 7     | 286  | 0    | 0    | .000 | 0    | 0        | 000  | 4     | 4  | 8   | 60  | 1   | 0   | 0   | 2   | 3   | 4   | 4.8 |     |     |
| at Utah State                            | 12/01/04 | 10           | 0    | 0     | .000 | 0    | 0    | .000 | 0    | 2        | .000 | 1     | 1  | 2   | 52  | 1   | 0   | 0   | 0   | 0   | 3.8 |     |     |     |
| at USC                                   | 12/04/04 | 20           | 2    | 4     | 500  | 0    | 0    | .000 | 6    | 7        | .857 | 3     | 2  | 5   | 52  | 2   | 0   | 0   | 1   | 1   | 10  | 4.8 |     |     |
| BOISE STATE UNIVERSITY                   | 12/08/04 | 14           | 1    | 3     | .333 | 0    | 0    | .000 | 0    | 1        | .000 | 0     | 3  | 3   | 49  | 2   | 0   | 0   | 2   | 1   | 2   | 4.4 |     |     |
| vs Washington State University           | 12/11/04 | 25           | 1    | 1     | 1000 | 0    | 0    | .000 | 4    | 7        | .571 | 3     | 4  | 7   | 51  | 1   | 0   | 1   | 1   | 2   | 6   | 4.6 |     |     |
| UTAH STATE                               | 12/18/04 | * 14         | 0    | 2     | .000 | 0    | 0    | .000 | 0    | 0        | .000 | 0     | 4  | 4   | 50  | 3   | 0   | 0   | 2   | 1   | 0   | 4.1 |     |     |
| NORTH CAROLINA STATE                     | 12/21/04 | * 18         | 2    | 3     | .667 | 0    | 0    | .000 | 1    | 1        | 1000 | 0     | 3  | 3   | 48  | 1   | 0   | 0   | 1   | 0   | 5   | 4.2 |     |     |
| at Weber State                           | 12-23-04 | * 23         | 3    | 8     | .375 | 0    | 0    | .000 | 1    | 1        | 1000 | 0     | 2  | 2   | 45  | 3   | 0   | 1   | 0   | 1   | 7   | 4.5 |     |     |
| SOUTHERN UTAH UNIVERSITY                 | 12/28/04 | * 18         | 2    | 6     | .333 | 0    | 0    | .000 | 6    | 11       | .545 | 3     | 6  | 9   | 49  | 0   | 0   | 1   | 2   | 2   | 1   | 10  | 4.9 |     |
| SANTA CLARA                              | 12/31/04 | * 18         | 1    | 1     | 1000 | 0    | 0    | .000 | 3    | 3        | 1000 | 0     | 5  | 5   | 49  | 5   | 1   | 1   | 1   | 0   | 5   | 4.9 |     |     |
| at Saint Mary's (CA)                     | 01/04/05 | * 34         | 4    | 6     | .667 | 0    | 0    | .000 | 1    | 1        | 1000 | 3     | 7  | 10  | 53  | 2   | 0   | 0   | 3   | 0   | 9   | 5.2 |     |     |
| SAN DIEGO STATE                          | 01/08/05 | 8            | 0    | 2     | .000 | 0    | 0    | .000 | 0    | 0        | .000 | 2     | 1  | 3   | 51  | 2   | 0   | 0   | 0   | 0   | 4.9 |     |     |     |
| MONTANA STATE-BILLINGS                   | 01/11/05 | DNP - Injury |      |       |      |      |      |      |      |          |      |       |    |     |     |     |     |     |     |     |     |     |     |     |
| at Colorado State                        | 1-15-05  | 12           | 1    | 4     | 250  | 0    | 0    | .000 | 0    | 0        | .000 | 2     | 0  | 2   | 49  | 4   | 0   | 0   | 4   | 0   | 2   | 4.7 |     |     |
| at Wyoming Cowboys                       | 1-17-05  | 23           | 4    | 9     | .444 | 0    | 0    | .000 | 3    | 5        | .600 | 3     | 0  | 3   | 48  | 0   | 0   | 0   | 1   | 2   | 0   | 11  | 5.1 |     |
| AIR FORCE                                | 01/22/05 | 11           | 0    | 1     | .000 | 0    | 0    | .000 | 0    | 0        | .000 | 0     | 1  | 1   | 46  | 0   | 0   | 0   | 0   | 1   | 0   | 4.8 |     |     |
| NEW MEXICO                               | 01/24/05 | * 32         | 6    | 7     | .857 | 0    | 0    | .000 | 2    | 2        | 1000 | 4     | 6  | 10  | 49  | 4   | 0   | 2   | 1   | 4   | 1   | 14  | 5.3 |     |
| UNIVERSITY OF UTAH                       | 01/31/05 | * 17         | 2    | 3     | .667 | 0    | 0    | .000 | 0    | 0        | .000 | 1     | 2  | 4.8 | 5   | 1   | 0   | 2   | 0   | 1   | 4   | 5.2 |     |     |
| at UNLV                                  | 02/05/05 | * 24         | 3    | 6     | .500 | 0    | 0    | .000 | 3    | 3        | 1000 | 2     | 7  | 9   | 50  | 4   | 0   | 1   | 3   | 1   | 0   | 9   | 5.4 |     |
| at SAN DIEGO STATE                       | 02-07-05 | * 20         | 1    | 1     | 1000 | 0    | 0    | .000 | 0    | 0        | .000 | 2     | 3  | 5   | 50  | 5   | 1   | 1   | 2   | 2   | 1   | 2   | 5.2 |     |
| WYOMING                                  | 02/12/05 | * 20         | 1    | 6     | .167 | 0    | 0    | .000 | 3    | 4        | .750 | 3     | 2  | 5   | 50  | 2   | 0   | 1   | 1   | 0   | 0   | 5   | 5.2 |     |
| COLORADO STATE                           | 02/14/05 | * 24         | 1    | 3     | .333 | 0    | 0    | .000 | 1    | 6        | .167 | 1     | 2  | 3   | 49  | 3   | 0   | 0   | 0   | 0   | 0   | 3   | 5.1 |     |
| at New Mexico                            | 02/19/05 | * 19         | 3    | 7     | .429 | 0    | 0    | .000 | 0    | 0        | .000 | 2     | 4  | 6   | 49  | 3   | 0   | 1   | 2   | 0   | 1   | 6   | 5.2 |     |
| at Air Force                             | 2-21-05  | 12           | 1    | 2     | .500 | 0    | 0    | .000 | 1    | 1        | 1000 | 1     | 1  | 2   | 48  | 0   | 0   | 2   | 0   | 0   | 3   | 5.1 |     |     |
| at Utah                                  | 02/26/05 | * 9          | 0    | 1     | .000 | 0    | 0    | .000 | 1    | 2        | .500 | 0     | 1  | 1   | 47  | 4   | 0   | 0   | 0   | 0   | 0   | 1   | 4.9 |     |
| UNLV                                     | 03/05/05 | * 7          | 0    | 3     | .000 | 0    | 0    | .000 | 0    | 0        | .000 | 1     | 0  | 1   | 45  | 1   | 0   | 0   | 1   | 1   | 0   | 4.8 |     |     |
| Totals                                   |          | 13           | 489  | 47    | 107  | 439  | 0    | 0    | .000 | 39       | 61   | 639   | 44 | 83  | 127 | 45  | 63  | 3   | 11  | 38  | 24  | 6   | 133 | 4.8 |
| Dawes vs. UNM (3 games, BYU record: 2-1) |          | 1            | 19.3 | 9     | 15   | .600 | 0    | 0    | .000 | 2        | 2    | 1.000 | 8  | 10  | 18  | 6.0 | 9   | 0   | 3   | 4   | 4   | 2   | 20  | 6.7 |

**CAREER HIGHS:**

POINTS: 14 vs. New Mexico (2005)  
 FG MADE: 6 vs. New Mexico (2005)  
 FG ATT: 9 at Wyoming (2005)  
 FG %: .857 (6-7) vs. New Mexico (2005)  
 3FG MADE:  
 3FG ATT: -  
 3FG %: -  
 FT MADE: 6 at USC, vs. Southern Utah (2005)  
 FT ATT: 11 vs. SUU (2005)  
 FT %: 1.000 (3-3) at UNLV (2005)  
 REB: 10 vs. Stanford, at Saint Mary's, vs. New Mexico (2005)  
 ASSISTS: 2 vs Wyoming (2001), vs. New Mexico (2005)  
 STEALS: 1 (5 times) last at UNM (2005)  
 BLOCKS: 4 vs. UNM (2005)  
 MINUTES: 34 at Saint Mary's (2005)

**DAWES PRIOR YEARS' STATS**

| YEAR    | GP | GS | MIN | AVG | FG | FGA | PCT  | 3FG | FGA | PCT  | FT | FTA | PCT  | OFF | DEF | TOT | AVG | PF | FO | A | AVG | TO | BLK | STL | PTS | AVG |
|---------|----|----|-----|-----|----|-----|------|-----|-----|------|----|-----|------|-----|-----|-----|-----|----|----|---|-----|----|-----|-----|-----|-----|
| 2000-01 | 23 | 1  | 155 | 6.7 | 8  | 22  | .364 | 0   | 0   | .000 | 10 | 15  | .667 | 19  | 27  | 46  | 2.0 | 25 | 0  | 2 | 0.1 | 9  | 8   | 1   | 26  | 1.1 |





**JARED JENSEN**  
6-9 • 250 • senior • forward/center  
West Haven, Utah

**NOTING JENSEN:** Has made 58 of his last 98 field goal attempts (.592) and has made 42 of his last 49 free throws (.857) ... On the season he leads the team in field goal percentage, shooting .551 from the floor, and free throw percentage, making .844 from the line ... He ranks third in the MWC from the line and is tied for sixth from the field ... Third on the team averaging 8.1 points per game ... BYU is 5-3 this year when he takes at least 8 shots in a game ... Added 12 points and a team-high 8 rebounds against UNLV ... Scored 2 points while adding 2 rebounds and 2 steals at Utah ... Played 10 minutes at Air Force and took only one shot ... Made a career-best 9 field goals (9-of-10 shooting) to score 20 points in 21 minutes at UNM despite not being 100 percent (missed practice during the week with the flu), adding 5 rebounds ... Had 3 points and 3 rebounds against Colorado State as key spark off the bench in 17 minutes ... Contributed 6 points and 4 rebounds off the bench vs. Wyoming ... Had 3 points and 4 rebounds at SDSU ... Posted 3 points and 2 rebounds at UNLV ... Recorded 5 points and 3 rebounds in 17 minutes against Utah ... Did not play by coach's decision for the first time in his career vs. New Mexico (missed three games as a junior due to injury) ... Played limited minutes at Air Force,

grabbing three rebounds and two points ... Had 4 points and 4 rebounds at Wyoming ... One point shy of a double-double at CSU while tying career-high 10 rebounds ... Led the team with 16 points against MSU-Billings and recorded 7 rebounds ... also grabbed 7 rebounds in two prior games vs. San Diego State and at Saint Mary's ... In the first 12 games of the season, he averaged 3.2 rebounds but over the last five games he is averaging 7.2 rebounds per game ... Scored career-high 23 points, going 7-of-9 from the floor and a career-best 9-for-9 (9 FTs also tied career-most) at the line, while tying a season-high 5 rebounds vs. Santa Clara ... Totaled 16 points at Weber State while setting new career marks in field goals made (8) and attempted (11) – also tying his career-high with 3 assists ... Scored 14 points vs. NC State playing a career-high 35 minutes after scoring a combined 4 points in the previous two games ... Did not start against Utah State due to illness (food poisoning) but played 10 minutes going 2-2 from the floor ... Recorded 13 points, going 7-8 from the free throw line, while posting five rebounds against Boise State ... Scored 12 points in 34 minutes vs. Cal ... Averaged team-leading 11.7 points at the Maui Invitational ... Led all players at the Maui Invitational with a .864 FG percentage, going 13-of-19 from the floor in three games.

**MORE ON JENSEN:** Jensen made 58 starts over his first three seasons ... Jensen earned All-MWC honorable mention in 2002-03 and MWC Co-Freshman of the Year honors in 2001-02 when he finished first in the Mountain West Conference with a team-leading 59.1 field goal percentage (sixth single-season best percentage in school history) ... A talented offensive player in the low-post, he can receive almost any entry pass with exceptionally soft hands ... He came to the Cougars as the most prized high school recruit from the state of Utah, earning the 2001 Deseret News Mr. Basketball Award, scoring 25.8 points and pulling down 13 rebounds per game at Fremont High School ... A smart player with a total understanding of the BYU's defensive scheme, he also finishes well when given the opportunity, shooting 58 percent from the floor over his first three seasons ... Last year Jensen appeared in 27 of 30 games, with 8 starts, and averaged 3.8 points and 2.1 rebounds while shooting .536 from the floor and .724 from the line in 12.1 minutes per game ... After missing three games – all BYU losses – due to a back sprain he suffered against Wyoming in Provo, Jensen returned and BYU went on a nine-game winning streak to finish the regular season with a second-place MWC placement ... The depth and defense he provided in the post was not always evident on a stat sheet but was demonstrated as BYU went 10-1 in MWC games with Jensen suited up and 0-3 without him ... He went 14-17 (.824) from the line in MWC games ... He missed the first game of his career at Air Force after playing in 78 straight games for BYU ... In part due to injury, he saw more limited playing time as a junior, logging more than 20 minutes in a game only three times after averaging 20 minutes or better his first two years.

**PERSONAL:** Born March 1983 in Ogden, Utah ... parents are Arnold and Ruth Jensen ... married Shaylee P. Jensen in April 2004 in the Logan Temple ... started as a young child playing basketball with his parents ... recruited by Stanford, Utah, Weber State ... construction management major:

| Jared Jensen – 2004-05 Game-by-Game      |          |                        |      |    |       |       |     |      |      |    |       |       |     |     |     |     |    |    |    |    |     |     |     |      |
|--|----------|------------------------|------|----|-------|-------|-----|------|------|----|-------|-------|-----|-----|-----|-----|----|----|----|----|-----|-----|-----|------|
| Opponent                                 | Date     | GS                     | Min  | FG | FGA   | Pct   | 3FG | FGA  | Pct  | FT | FTA   | Pct   | Off | Def | Tot | Avg | PF | FO | A  | TO | Blk | Stl | Pts | Avg  |
| vs North Carolina                        | 11-22-04 | *                      | 26   | 3  | 4     | .750  | 0   | 0    | .000 | 2  | 3     | .667  | 0   | 3   | 3   | 3.0 | 4  | 0  | 1  | 1  | 0   | 1   | 8   | 8.0  |
| vs Stanford                              | 11-23-04 | *                      | 24   | 4  | 7     | .571  | 0   | 0    | .000 | 3  | 5     | .600  | 1   | 1   | 2   | 2.5 | 2  | 0  | 2  | 2  | 0   | 1   | 11  | 9.5  |
| vs Chamaineade                           | 11-24-04 | *                      | 25   | 6  | 8     | .750  | 0   | 0    | .000 | 4  | 4     | 1.000 | 4   | 1   | 5   | 3.3 | 4  | 0  | 3  | 0  | 0   | 0   | 16  | 11.7 |
| CALIFORNIA                               | 11/27/04 | *                      | 34   | 4  | 10    | .400  | 0   | 0    | .000 | 4  | 5     | .800  | 2   | 0   | 2   | 3.0 | 4  | 0  | 2  | 0  | 0   | 1   | 12  | 11.8 |
| at Utah State                            | 12/01/04 | *                      | 32   | 3  | 6     | .500  | 0   | 0    | .000 | 2  | 2     | 1.000 | 0   | 4   | 4   | 3.2 | 4  | 0  | 1  | 0  | 0   | 2   | 8   | 11.0 |
| at USC                                   | 12/04/04 | *                      | 16   | 1  | 3     | .333  | 0   | 0    | .000 | 1  | 1     | 1.000 | 2   | 3   | 5   | 3.5 | 0  | 0  | 3  | 0  | 0   | 0   | 3   | 9.7  |
| BOISE STATE UNIVERSITY                   | 12/08/04 | *                      | 25   | 3  | 9     | .333  | 0   | 0    | .000 | 7  | 8     | .875  | 2   | 3   | 5   | 3.7 | 1  | 0  | 1  | 0  | 0   | 2   | 13  | 10.1 |
| vs Washington State University           | 12/11/04 | *                      | 6    | 0  | 1     | .000  | 0   | 0    | .000 | 0  | 0     | .000  | 0   | 0   | 0   | 3.3 | 0  | 0  | 1  | 0  | 1   | 0   | 0   | 8.9  |
| UTAH STATE                               | 12/18/04 | *                      | 10   | 2  | 2     | 1.000 | 0   | 0    | .000 | 0  | 1     | .000  | 1   | 0   | 1   | 3.0 | 1  | 0  | 0  | 1  | 0   | 0   | 4   | 8.3  |
| NORTH CAROLINA STATE                     | 12/21/04 | *                      | 35   | 4  | 6     | .667  | 0   | 0    | .000 | 6  | 6     | 1.000 | 1   | 2   | 3   | 3.0 | 3  | 0  | 3  | 0  | 0   | 0   | 14  | 8.9  |
| at Weber State                           | 12-23-04 | *                      | 27   | 8  | 11    | .727  | 0   | 0    | .000 | 0  | 0     | .000  | 2   | 3   | 5   | 3.2 | 4  | 0  | 3  | 0  | 0   | 0   | 16  | 9.5  |
| SOUTH-EERN UTAH UNIVERSITY               | 12/28/04 | *                      | 20   | 1  | 2     | .500  | 0   | 0    | .000 | 0  | 0     | .000  | 3   | 3   | 3   | 3.2 | 3  | 0  | 2  | 0  | 0   | 0   | 2   | 8.9  |
| SANTA CLARA                              | 12/31/04 | *                      | 34   | 7  | 9     | .778  | 0   | 0    | .000 | 9  | 9     | 1.000 | 3   | 2   | 5   | 3.3 | 4  | 0  | 1  | 3  | 0   | 0   | 23  | 10.0 |
| at Saint Mary's (CA)                     | 01/04/05 | *                      | 25   | 1  | 3     | .333  | 0   | 0    | .000 | 0  | 0     | .000  | 2   | 5   | 7   | 3.6 | 3  | 0  | 1  | 7  | 1   | 0   | 2   | 9.4  |
| SAN DIEGO STATE                          | 01/08/05 | *                      | 31   | 3  | 4     | .750  | 0   | 0    | .000 | 4  | 4     | 1.000 | 4   | 3   | 7   | 3.8 | 1  | 0  | 1  | 0  | 1   | 0   | 10  | 9.5  |
| MONTANA STATE-BILLINGS                   | 01/11/05 | *                      | 17   | 6  | 9     | .667  | 0   | 0    | .000 | 4  | 4     | 1.000 | 3   | 4   | 7   | 4.0 | 3  | 0  | 1  | 0  | 1   | 1   | 16  | 9.9  |
| at Colorado State                        | 1-15-05  | *                      | 31   | 3  | 5     | .600  | 0   | 0    | .000 | 3  | 4     | .750  | 3   | 7   | 10  | 4.4 | 4  | 0  | 1  | 1  | 1   | 1   | 9   | 9.8  |
| at Wyoming Cowboys                       | 1-17-05  | *                      | 26   | 2  | 7     | .286  | 0   | 0    | .000 | 0  | 0     | .000  | 2   | 4   | 4   | 3.4 | 4  | 0  | 1  | 1  | 1   | 0   | 4   | 9.5  |
| AIR FORCE                                | 01/22/05 | *                      | 11   | 1  | 2     | .500  | 0   | 0    | .000 | 0  | 0     | .000  | 1   | 2   | 3   | 4.3 | 0  | 0  | 0  | 0  | 0   | 0   | 2   | 9.1  |
| NEW MEXICO                               | 01/24/05 | DNP - coaches decision |      |    |       |       |     |      |      |    |       |       |     |     |     |     |    |    |    |    |     |     |     |      |
| UNIVERSITY OF UTAH                       | 01/31/05 | 14                     | 1    | 3  | .333  | 0     | 0   | .000 | 3    | 5  | .600  | 2     | 1   | 3   | 4.2 | 1   | 0  | 0  | 0  | 0  | 0   | 1   | 5   | 8.9  |
| at UNLV                                  | 02/05/05 | 15                     | 1    | 2  | .500  | 0     | 0   | .000 | 1    | 4  | .250  | 1     | 1   | 2   | 4.1 | 1   | 0  | 0  | 0  | 0  | 0   | 0   | 3   | 8.6  |
| at SAN DIEGO STATE                       | 02-07-05 | 16                     | 1    | 2  | .500  | 0     | 0   | .000 | 1    | 1  | 1.000 | 2     | 2   | 4   | 4.1 | 1   | 0  | 0  | 0  | 0  | 0   | 0   | 3   | 8.4  |
| WYOMING                                  | 02/12/05 | 20                     | 1    | 4  | .250  | 0     | 0   | .000 | 4    | 4  | 1.000 | 1     | 3   | 4   | 4.1 | 4   | 0  | 0  | 0  | 0  | 0   | 0   | 6   | 8.3  |
| COLORADO STATE                           | 02/14/05 | 17                     | 1    | 1  | 1.000 | 0     | 0   | .000 | 1    | 1  | 1.000 | 3     | 0   | 3   | 4.0 | 2   | 0  | 1  | 3  | 0  | 1   | 3   | 8.0 |      |
| at New Mexico                            | 02/19/05 | 21                     | 9    | 10 | .900  | 0     | 0   | .000 | 2    | 2  | 1.000 | 2     | 3   | 5   | 4.1 | 4   | 0  | 2  | 1  | 1  | 20  | 8.5 |     |      |
| at Air Force                             | 2-21-05  | *                      | 10   | 0  | 1     | .000  | 0   | 0    | .000 | 0  | 0     | .000  | 0   | 0   | 0   | 3.9 | 3  | 0  | 1  | 0  | 0   | 0   | 8.2 |      |
| at Utah                                  | 02/26/05 | *                      | 23   | 1  | 5     | .200  | 0   | 0    | .000 | 0  | 0     | .000  | 1   | 1   | 2   | 3.9 | 2  | 0  | 1  | 1  | 1   | 2   | 8.0 |      |
| UNLV                                     | 03/05/05 | 31                     | 4    | 11 | .364  | 0     | 0   | .000 | 4    | 4  | 1.000 | 4     | 4   | 8   | 4.0 | 4   | 0  | 2  | 0  | 0  | 0   | 12  | 8.1 |      |
| Totals                                   |          | 20                     | 622  | 81 | 147   | .551  | 0   | 0    | .000 | 65 | 77    | .844  | 49  | 63  | 112 | 4.0 | 71 | 0  | 13 | 38 | 6   | 16  | 227 | 8.1  |
| Jensen vs. UNM (7 games, BYU record 5-2) |          | 4                      | 22.9 | 29 | 39    | .744  | 0   | 0    | .000 | 21 | 26    | .808  | 10  | 13  | 23  | 3.3 | 15 | 0  | 3  | 5  | 3   | 2   | 79  | 11.3 |

| CAREER HIGHS: |   |
|---------------|---|
| POINTS:       | 23 vs. Santa Clara (2005)                       |
| FG MADE:      | 9 at UNM (2005)                                 |
| FG ATT:       | 11 at Weber State, vs. UNLV (2005)              |
| FG%:          | 1.000 (6-6) vs. Rice (also 9-10 at UNM in 2005) |
| 3FG MADE:     | -   |
| 3FG ATT:      | -   |
| 3FG%:         | -   |
| FT MADE:      | 9 vs. SDSU, vs. Santa Clara (2005)              |
| FT ATT:       | 12 vs. SDSU                                     |
| FT %:         | 1.000 (9-9) vs. Santa Clara (2005)              |
| REB:          | 10 (4 times) last at CSU (2005)                 |
| ASSISTS:      | 3 at San Diego State, at Weber St (2005)        |
| STEALS:       | 2 (8 times) last at Utah (2005)                 |
| BLOCKS:       | 2 (four times)                                  |
| MINUTES:      | 35 vs. NC State (2005)                          |

| JENSEN PRIOR YEARS' STATS |           |           |             |             |            |            |             |          |          |             |            |            |             |            |            |            |            |            |           |           |            |           |           |           |            |            |
|---------------------------|-----------|-----------|-------------|-------------|------------|------------|-------------|----------|----------|-------------|------------|------------|-------------|------------|------------|------------|------------|------------|-----------|-----------|------------|-----------|-----------|-----------|------------|------------|
| YEAR                      | GP        | GS        | MIN         | AVG         | FG         | FGA        | PCT         | 3FG      | FGA      | PCT         | FT         | FTA        | PCT         | OFF        | DEF        | TOT        | AVG        | PF         | FO        | A         | AVG        | TO        | BLK       | STL       | PTS        | AVG        |
| 2001-02                   | 30        | 25        | 599         | 20.0        | 88         | 149        | .591        | 0        | 0        | .000        | 82         | 97         | .845        | 50         | 56         | 106        | 3.5        | 73         | 3         | 6         | 0.2        | 27        | 13        | 18        | 258        | 8.6        |
| 2002-03                   | 32        | 25        | 693         | 21.7        | 81         | 141        | .574        | 0        | 0        | .000        | 77         | 96         | .802        | 39         | 66         | 105        | 3.3        | 99         | 6         | 14        | 0.4        | 32        | 9         | 8         | 239        | 7.5        |
| 2003-04                   | 27        | 8         | 328         | 12.1        | 30         | 56         | .536        | 0        | 0        | .000        | 42         | 58         | .724        | 20         | 38         | 58         | 2.1        | 58         | 1         | 5         | 0.2        | 24        | 8         | 2         | 102        | 3.8        |
| <b>3-Year Totals</b>      | <b>89</b> | <b>58</b> | <b>1620</b> | <b>18.2</b> | <b>199</b> | <b>346</b> | <b>.575</b> | <b>0</b> | <b>0</b> | <b>.000</b> | <b>201</b> | <b>251</b> | <b>.801</b> | <b>109</b> | <b>160</b> | <b>269</b> | <b>3.0</b> | <b>230</b> | <b>10</b> | <b>25</b> | <b>0.3</b> | <b>83</b> | <b>30</b> | <b>28</b> | <b>599</b> | <b>6.8</b> |







**CHRIS MILES**  
6-11 • 235 • freshman • forward  
Provo, Utah

**NOTING MILES:** Contributed one rebound, one assist and one block against UNLV ... Recorded 6 points, 3 rebounds and 3 blocks in a career-best 36 minutes at Utah ... Contributed 7 points, 3 rebounds and 2 blocks at Air Force ... Started at UNM in place of the injured Keena Young at power forward with Garner Meads still out and scored 4 points (2-for-2) with 2 rebounds, 1 block and tied his career-best 3 assists while having to guard UNM's versatile 6-foot-8 star Danny Granger ... Posted a career-high 4 blocks while adding 3 points and 1 rebound against Colorado State ... Recorded 4 points and 6 rebounds, one off his season high, vs. Wyoming ... Had 4 rebounds, 3 assists, 2 blocks and one point at SDSU ... Scored 2 points and grabbed 3 rebounds in 8 minutes at UNLV ... Played 8 minutes against Utah and 7 minutes vs. New Mexico after not playing against Air Force ... Earned his fourth career start at Wyoming, but played only 3 minutes ... Started and grabbed a career-best 7 rebounds, including a personal-high 5 offensive boards, to go along with 8

points in 19 minutes at CSU ... Assisted in holding CSU's leading scorer Matt Nelson to just 11 points ... Recorded 7 points, 3 rebounds, a block and a steal in 16 minutes vs. MSU-Billings ... With Derek Dawes slowed by injuries, Miles made his second start vs. San Diego State, playing a career-most 25 minutes ... Had 8 points and tied career-high 5 rebounds but suffered 4-for-12 shooting ... Had tough outing at Saint Mary's, going 0-5 from the floor with 2 rebounds in 15 minutes ... Had career marks against Santa Clara of 12 points, 4 FG, 4 FT, 4 FTA and tied career-bests of 3 assists and 3 blocks while adding 3 rebounds in 17 minutes ... Played 14 minutes vs. Southern Utah, dishing out career-best 3 assists ... Made his first start, playing 14 minutes with 2 rebounds vs. NC State ... Logged career-best 22 minutes vs. Utah State while equaling a career-high 5 rebounds with a personal-best 3 blocks ... Recorded 2 blocks in 6 minutes against Boise State ... Contributed a career-high 4 points on 2-4 shooting in 8 minutes at USC, highlighted by taking a steal the length of the court for a slam dunk ... Played 18 minutes with 2 points, 1 rebound and 1 blocked shot vs. California ... Grabbed 5 rebounds in 7 minutes vs. North Carolina ... played only one minute vs. Chamrinade, making both his free throw attempts to score his first points as a Cougar.

**MORE ON MILES:** Miles is Utah's two-time reigning 4A State MVP out of Timpview High School in Provo ... He was ranked as high as the No. 2 post player in the West ... He is an excellent shot-blocker and defender who runs the floor well ... He has worked hard during the summer and has the ability to be a significant contributor ... He averaged 14.9 points, 8.0 rebounds and 4.5 blocks for the Thunderbirds as a senior ... The repeat Deseret News 4A MVP finished his career at Timpview with nearly 300 blocks, second all-time in the Utah High School record book to former BYU and current NBA center Shawn Bradley.

**PERSONAL:** Miles is a native of Provo, Utah ... He was invited to the NBA Players Camp during the summer of 2003, where he was rated No. 47 among the nation's top high school players ... He was ranked as high as the No. 2 post player in the West ... Gonzaga, Utah State, Utah, Kansas, Oregon State, Connecticut, UCLA, Wyoming and Texas Tech also recruited Miles.

**Chris Miles – 2004-05 Game-by-Game**

| Opponent                                       | Date     | GS | Min                    | TOTAL       |          |          | 3PTS         |          |          | REBOUNDS    |          |          |             |          |          |          |            |          |          |          | Avg      |          |          |          |            |          |          |   |   |
|--|----------|----|------------------------|-------------|----------|----------|--------------|----------|----------|-------------|----------|----------|-------------|----------|----------|----------|------------|----------|----------|----------|----------|----------|----------|----------|------------|----------|----------|---|---|
|  |          |    |                        | FG          | FGA      | Pct      | 3FG          | FGA      | Pct      | FT          | FTA      | Pct      | Off         | Def      | Tot      | Avg      | PF         | FO       | A        | TO       |          | Blk      | Stl      | Pts      |            |          |          |   |   |
| vs North Carolina                              | 11/22/04 |    | 7                      | 0           | 1        | .000     | 0            | 0        | .000     | 0           | 0        | 0        | 0           | 0        | 0        | 0        | 0          | 0        | 0        | 0        | 0        | 0        | 0        | 0        | 0          | 0        | 0        | 0 | 0 |
| vs Stanford                                    | 11/23/04 |    | DNP - coach's decision |             |          |          |              |          |          |             |          |          |             |          |          |          |            |          |          |          |          |          |          |          |            |          |          |   |   |
| vs Chamrinade                                  | 11/24/04 |    | 1                      | 0           | 0        | .000     | 0            | 0        | .000     | 2           | 2        | 1.000    | 0           | 0        | 0        | 2.5      | 0          | 0        | 0        | 0        | 0        | 0        | 0        | 0        | 0          | 2        | 10       | 0 | 0 |
| CALIFORNIA                                     | 11/27/04 |    | 18                     | 1           | 3        | .333     | 0            | 0        | .000     | 0           | 0        | .000     | 0           | 0        | 1        | 2.0      | 0          | 0        | 0        | 1        | 1        | 0        | 0        | 0        | 0          | 2        | 13       | 0 | 0 |
| at Utah State                                  | 12/01/04 |    | 2                      | 0           | 0        | .000     | 0            | 0        | .000     | 0           | 0        | .000     | 0           | 1        | 1        | 1.8      | 0          | 0        | 0        | 0        | 0        | 0        | 0        | 0        | 0          | 0        | 0        | 0 | 0 |
| at USC   | 12/04/04 |    | 8                      | 2           | 4        | .500     | 0            | 0        | .000     | 0           | 0        | .000     | 1           | 1        | 2        | 1.8      | 1          | 0        | 0        | 0        | 0        | 0        | 0        | 1        | 4          | 16       | 0        | 0 |   |
| BOISE STATE UNIVERSITY                         | 12/08/04 |    | 6                      | 1           | 1        | 1.000    | 0            | 0        | .000     | 0           | 0        | .000     | 0           | 1        | 1        | 1.7      | 1          | 0        | 0        | 2        | 2        | 1        | 2        | 1        | 2          | 17       | 0        | 0 |   |
| vs Washington State University                 | 12/11/04 |    | 9                      | 1           | 1        | 1.000    | 0            | 0        | .000     | 0           | 0        | .000     | 1           | 1        | 2        | 1.7      | 1          | 0        | 1        | 1        | 0        | 0        | 2        | 2        | 17         | 0        | 0        | 0 |   |
| UTAH STATE                                     | 12/18/04 |    | 22                     | 0           | 0        | .000     | 0            | 0        | .000     | 0           | 0        | .000     | 2           | 3        | 5        | 2.1      | 3          | 0        | 0        | 0        | 0        | 3        | 0        | 0        | 0          | 15       | 0        | 0 |   |
| NORTH CAROLINA STATE                           | 12/21/04 | *  | 14                     | 0           | 1        | .000     | 0            | 0        | .000     | 0           | 0        | .000     | 0           | 2        | 2        | 2.1      | 2          | 0        | 0        | 2        | 1        | 0        | 0        | 0        | 0          | 13       | 0        | 0 |   |
| at Weber State                                 | 12/23/04 |    | 3                      | 0           | 0        | .000     | 0            | 0        | .000     | 0           | 0        | .000     | 0           | 0        | 0        | 1.9      | 2          | 0        | 0        | 0        | 0        | 0        | 0        | 0        | 0          | 0        | 0        | 0 |   |
| SOUTHERN UTAH UNIVERSITY                       | 12/28/04 |    | 14                     | 0           | 1        | .000     | 0            | 0        | .000     | 0           | 0        | .000     | 0           | 1        | 1        | 1.8      | 2          | 0        | 3        | 0        | 0        | 0        | 0        | 0        | 0          | 11       | 0        | 0 |   |
| SANTA CLARA                                    | 12/31/04 |    | 17                     | 4           | 7        | .571     | 0            | 0        | .000     | 4           | 4        | 1.000    | 2           | 1        | 3        | 1.9      | 4          | 0        | 3        | 0        | 3        | 0        | 12       | 2        | 20         | 0        | 0        |   |   |
| at Saint Mary's (CA)                           | 01/04/05 |    | 15                     | 0           | 5        | .000     | 0            | 0        | .000     | 0           | 0        | .000     | 0           | 2        | 2        | 1.9      | 4          | 0        | 0        | 0        | 1        | 1        | 0        | 1        | 18         | 0        | 0        |   |   |
| SAN DIEGO STATE                                | 01/08/05 | *  | 25                     | 4           | 12       | .333     | 0            | 0        | .000     | 0           | 0        | .000     | 3           | 2        | 5        | 2.1      | 2          | 0        | 0        | 1        | 1        | 0        | 1        | 0        | 8          | 23       | 0        | 0 |   |
| MONTANA STATE-BILLINGS                         | 01/11/05 |    | 16                     | 3           | 10       | .300     | 0            | 0        | .000     | 1           | 2        | .500     | 2           | 1        | 3        | 2.2      | 1          | 0        | 2        | 0        | 1        | 1        | 7        | 26       | 0          | 0        |          |   |   |
| at Colorado State                              | 1-15-05  | *  | 19                     | 3           | 6        | .500     | 0            | 0        | .000     | 2           | 2        | 1.000    | 5           | 2        | 7        | 2.5      | 4          | 0        | 1        | 0        | 1        | 0        | 1        | 8        | 29         | 0        | 0        |   |   |
| at Wyoming Cowboys                             | 1-17-05  | *  | 3                      | 0           | 2        | .000     | 0            | 0        | .000     | 0           | 0        | .000     | 0           | 0        | 0        | 2.4      | 2          | 0        | 0        | 0        | 0        | 0        | 0        | 0        | 0          | 2.8      | 0        | 0 |   |
| AIR FORCE                                      | 1-22-05  |    | DNP - coach's decision |             |          |          |              |          |          |             |          |          |             |          |          |          |            |          |          |          |          |          |          |          |            |          |          |   |   |
| NEW MEXICO                                     | 01/24/05 |    | 7                      | 0           | 0        | .000     | 0            | 0        | .000     | 0           | 0        | .000     | 0           | 1        | 1        | 2.3      | 1          | 0        | 0        | 2        | 0        | 0        | 0        | 0        | 26         | 0        | 0        |   |   |
| UNIVERSITY OF UTAH                             | 01/31/05 |    | 8                      | 0           | 2        | .000     | 0            | 0        | .000     | 0           | 0        | .000     | 0           | 0        | 0        | 2.2      | 2          | 0        | 0        | 0        | 1        | 0        | 0        | 0        | 25         | 0        | 0        |   |   |
| at UNLV  | 02/05/05 |    | 8                      | 1           | 2        | .500     | 0            | 0        | .000     | 0           | 0        | .000     | 1           | 2        | 3        | 2.2      | 1          | 0        | 0        | 1        | 1        | 0        | 2        | 25       | 0          | 0        |          |   |   |
| at SAN DIEGO STATE                             | 02/07/05 |    | 18                     | 0           | 0        | .000     | 0            | 0        | .000     | 1           | 2        | .500     | 3           | 1        | 4        | 2.3      | 3          | 0        | 3        | 1        | 2        | 0        | 1        | 2.4      | 0          | 0        |          |   |   |
| WYOMING  | 02/12/05 |    | 14                     | 2           | 5        | .400     | 0            | 0        | .000     | 0           | 2        | .000     | 1           | 5        | 6        | 2.5      | 1          | 0        | 1        | 0        | 0        | 4        | 2.5      | 0        | 0          | 0        | 0        |   |   |
| COLORADO STATE                                 | 02/14/05 |    | 25                     | 1           | 4        | .250     | 0            | 0        | .000     | 1           | 1        | 1.000    | 0           | 1        | 1        | 2.4      | 3          | 0        | 1        | 2        | 4        | 0        | 3        | 2.5      | 0          | 0        |          |   |   |
| at New Mexico                                  | 02/19/05 | *  | 23                     | 2           | 2        | 1.000    | 0            | 0        | .000     | 1           | 2        | .500     | 1           | 1        | 2        | 2.4      | 4          | 0        | 3        | 1        | 1        | 0        | 5        | 26       | 0          | 0        |          |   |   |
| at Air Force                                   | 2-21-05  |    | 23                     | 2           | 4        | .500     | 0            | 0        | .000     | 3           | 5        | .600     | 2           | 1        | 3        | 2.4      | 4          | 0        | 0        | 1        | 2        | 0        | 7        | 28       | 0          | 0        |          |   |   |
| at Utah  | 02/26/05 |    | 36                     | 2           | 6        | .333     | 0            | 0        | .000     | 2           | 2        | 1.000    | 1           | 2        | 3        | 2.4      | 3          | 0        | 1        | 1        | 3        | 1        | 6        | 29       | 0          | 0        |          |   |   |
| UNLV   | 03/05/05 | *  | 18                     | 0           | 2        | .000     | 0            | 0        | .000     | 0           | 0        | .000     | 0           | 1        | 1        | 2.4      | 1          | 0        | 1        | 1        | 1        | 0        | 0        | 2.8      | 0          | 0        |          |   |   |
| Totals   |          |    | 6                      | 379         | 29       | 81       | .358         | 0        | 0        | .000        | 17       | 24       | .708        | 28       | 36       | 64       | 2.4        | 53       | 0        | 19       | 19       | 30       | 5        | 75       | 2.8        | 0        | 0        |   |   |
| <b>Miles vs. UNM (2 games, BYU record 1-1)</b> |          |    | <b>1</b>               | <b>15.0</b> | <b>2</b> | <b>2</b> | <b>1.000</b> | <b>0</b> | <b>0</b> | <b>.000</b> | <b>1</b> | <b>2</b> | <b>.500</b> | <b>1</b> | <b>2</b> | <b>3</b> | <b>1.5</b> | <b>5</b> | <b>0</b> | <b>3</b> | <b>3</b> | <b>1</b> | <b>0</b> | <b>5</b> | <b>2.5</b> | <b>0</b> | <b>0</b> |   |   |

**CAREER HIGHS:**

**POINTS:** 12 vs. Santa Clara (2005)  
**FG MADE:** 4 vs. Santa Clara, vs. SDSU (2005)  
**FG ATT:** 12 vs. SDSU (2005)  
**FG %:** .571 (4-7) vs. Santa Clara (2005)  
**3FG MADE:** -  
**3FG ATT:** -  
**3FG %:** -  
**FT MADE:** 4 vs. Santa Clara (2005)  
**FT ATT:** 5 at AFA (2005)  
**FT %:** 1.000 (4-4) vs. Santa Clara (2005)  
**REB:** 7 at CSU (2005)  
**ASSISTS:** 3 (4 times) last at UNM (2005)  
**STEALS:** 1 (5 times) last at Utah (2005)  
**BLOCKS:** 4 vs. Colorado State (2005)  
**MINUTES:** 36 at Utah (2005)









BYU vs. Air Force - Game #19

01/22/05 11:01 at Marriott Center, Provo, UT
VISITORS: Air Force 12-6, 3-0

Table with 13 columns: #, Player, totfg, fga, 3pt, fgt, fga, ft, fta, of, de, tot, pf, tp, a, to, blk, s, min. Includes game totals and team statistics.

TOTAL FG% 1st Half: 12:24 50.0% 2nd Half: 9:19 47.4% Game: 48.8% DEADBALL
3-PL FG% 1st Half: 4:10 40.0% 2nd Half: 3:6 50.0% Game: 43.8% REBOUNDS
F Throw % 1st Half: 1:2 50.0% 2nd Half: 2:2 100% Game: 75.0% O

HOME TEAM: Brigham Young 6-13, 0-4
Table with 13 columns: #, Player, totfg, fga, 3pt, fgt, fga, ft, fta, of, de, tot, pf, tp, a, to, blk, s, min.

TOTAL FG% 1st Half: 11:24 45.9% 2nd Half: 9:18 50.0% Game: 47.6% DEADBALL
3-PL FG% 1st Half: 4:4 44.4% 2nd Half: 2:6 33.3% Game: 40.0% REBOUNDS
F Throw % 1st Half: 3:5 60.0% 2nd Half: 0:3 0.0% Game: 37.5% 1

Officials: Scott Thornley, Bill Gracey, Kelly Self
Technical fouls: Air Force-BURTSCH, Jacob. Brigham Young-None.
Attendance: 10041
Score by Periods 1st 2nd Total
Air Force 29 23 52
Brigham Young 29 20 49

Points in the paint-AF 28, 22. Points off turnovers-AF 14, 10.
2nd chance points-AF 15, 6. Fast break points-AF 6, 2.
Bench points-AF 3, 0. Score tied 9 times. Lead changes-12 times.

BYU vs. New Mexico - Game #20

01/24/05 8:07 PM at Marriott Center, Provo, UT
VISITORS: New Mexico 14-5, 1-3

Table with 13 columns: #, Player, totfg, fga, 3pt, fgt, fga, ft, fta, of, de, tot, pf, tp, a, to, blk, s, min.

TOTAL FG% 1st Half: 10:29 34.5% 2nd Half: 8:26 30.8% Game: 32.7% DEADBALL
3-PL FG% 1st Half: 4:7 57.1% 2nd Half: 1:8 12.5% Game: 33.3% REBOUNDS
F Throw % 1st Half: 1:4 25.0% 2nd Half: 11:14 78.6% Game: 66.7% 4

HOME TEAM: Brigham Young 7-13, 1-4
Table with 13 columns: #, Player, totfg, fga, 3pt, fgt, fga, ft, fta, of, de, tot, pf, tp, a, to, blk, s, min.

TOTAL FG% 1st Half: 14:31 45.2% 2nd Half: 12:27 44.4% Game: 44.8% DEADBALL
3-PL FG% 1st Half: 2:10 20.0% 2nd Half: 4:13 30.8% Game: 26.1% REBOUNDS
F Throw % 1st Half: 3:3 100% 2nd Half: 7:11 63.6% Game: 71.4% 1

Officials: Bob Staffen, Stanley Reynolds, Mark Whitehead
Technical fouls: New Mexico-None. Brigham Young-None.
Attendance: 12161
Score by Periods 1st 2nd Total
New Mexico 25 28 53
Brigham Young 33 35 68

Points in the paint-NM 26, 34. Points off turnovers-NM 9, 17.
2nd chance points-NM 7, 11. Fast break points-NM 0, 10.
Bench points-NM 15, 24. Score tied 0 times. Lead changes-1 time.



BYU vs. Utah - Game #21

01/31/05 10:01 PM at Marriott Center, Provo, UT
VISITORS: University of Utah 18-3, 6-0

Table with 13 columns: #, Player, totfg, fga, 3pt, fgt, fga, ft, fta, of, de, tot, pf, tp, a, to, blk, s, min.

TOTAL FG% 1st Half: 9:18 50.0% 2nd Half: 17:24 70.8% Game: 61.9% DEADBALL
3-PL FG% 1st Half: 1:6 16.7% 2nd Half: 1:2 50.0% Game: 25.0% REBOUNDS
F Throw % 1st Half: 9:12 75.0% 2nd Half: 9:11 81.8% Game: 78.3% 3

HOME TEAM: Brigham Young 7-14, 1-5
Table with 13 columns: #, Player, totfg, fga, 3pt, fgt, fga, ft, fta, of, de, tot, pf, tp, a, to, blk, s, min.

TOTAL FG% 1st Half: 11:26 42.3% 2nd Half: 8:18 44.4% Game: 43.2% DEADBALL
3-PL FG% 1st Half: 3:7 42.9% 2nd Half: 2:4 50.0% Game: 45.5% REBOUNDS
F Throw % 1st Half: 4:7 57.1% 2nd Half: 11:16 68.8% Game: 65.2% 4

Officials: David Hall, Randy McCall, Larry Spaulding
Technical fouls: University of Utah-MARKSSON, Bryant. Brigham Young-HALL.
Miles, Chris.
Attendance: 14072
Score by Periods 1st 2nd Total
University of Utah 28 44 72
Brigham Young 29 29 58

Points in the paint-UT 44, 18. Points off turnovers-UT 17, 24.
2nd chance points-UT 8, 15. Fast break points-UT 4, 0.
Bench points-UT 20, 12. Score tied 4 times. Lead changes-12 times.

BYU @ UNLV - Game #22

02/05/05 12:00 PM at Thomas & Mack Center, Las Vegas, Nev.
VISITORS: BYU 8-14, 2-5 MWC

Table with 13 columns: #, Player, totfg, fga, 3pt, fgt, fga, ft, fta, of, de, tot, pf, tp, a, to, blk, s, min.

TOTAL FG% 1st Half: 9:33 27.3% 2nd Half: 10:20 50.0% Game: 40.7% DEADBALL
3-PL FG% 1st Half: 4:13 30.8% 2nd Half: 3:9 33.3% Game: 37.5% REBOUNDS
F Throw % 1st Half: 5:5 100% 2nd Half: 13:20 65.0% Game: 75.8% 5

HOME TEAM: UNLV 9-10, 2-5 MWC
Table with 13 columns: #, Player, totfg, fga, 3pt, fgt, fga, ft, fta, of, de, tot, pf, tp, a, to, blk, s, min.

TOTAL FG% 1st Half: 12:31 38.7% 2nd Half: 10:23 43.5% Game: 39.1% DEADBALL
3-PL FG% 1st Half: 0:8 0.0% 2nd Half: 8:10 80.0% Game: 17.6% REBOUNDS
F Throw % 1st Half: 9:10 90.0% 2nd Half: 8:10 80.0% Game: 86.4% 1

Officials: Stanley Reynolds, Greg Burks, Eric Curry
Technical fouls: UNLV-None. UNLV-None.
Attendance: 11591
Score by Periods 1st 2nd Total
BYU 27 36 19 82
UNLV 33 30 9 72

Points in the paint-BYU 28, 14. Points off turnovers-BYU 16, 14.
2nd chance points-BYU 17, 14. Fast break points-BYU 2, 12.
Bench points-BYU 5, 13. Score tied 9 times. Lead changes-9 times.

BYU @ San Diego State - Game #23

02/07/05 7:07 pm PST at Cox Arena at Aztec Bowl [San Diego, CA]
VISITORS: BRIGHAM YOUNG 8-15 [2-6 MWC]

Table with 13 columns: #, Player, totfg, fga, 3pt, fgt, fga, ft, fta, of, de, tot, pf, tp, a, to, blk, s, min.

TOTAL FG% 1st Half: 10:21 47.6% 2nd Half: 11:25 44.0% Game: 45.7% DEADBALL
3-PL FG% 1st Half: 3:8 37.5% 2nd Half: 5:12 41.7% Game: 40.0% REBOUNDS
F Throw % 1st Half: 3:5 60.0% 2nd Half: 5:9 55.6% Game: 57.1% 3, 1

HOME TEAM: SAN DIEGO STATE 10-11 [4-4 MWC]
Table with 13 columns: #, Player, totfg, fga, 3pt, fgt, fga, ft, fta, of, de, tot, pf, tp, a, to, blk, s, min.

TOTAL FG% 1st Half: 12:27 44.4% 2nd Half: 13:26 50.0% Game: 47.2% DEADBALL
3-PL FG% 1st Half: 3:9 33.3% 2nd Half: 6:10 60.0% Game: 30.8% REBOUNDS
F Throw % 1st Half: 6:8 75.0% 2nd Half: 4:5 80.0% Game: 66.7% 2, 3

Officials: David Hall, Bill Kennedy, Michael Irving
Technical fouls: BRIGHAM YOUNG-None. SAN DIEGO STATE-None.
Attendance: 6387
Score by Periods 1st 2nd Total
BRIGHAM YOUNG 26 32 58
SAN DIEGO STATE 33 33 66

Points in the paint-SD 16, 14. Points off turnovers-BYU 21, 50.
2nd chance points-BYU 9, 16. Fast break points-BYU 4, 5.
Bench points-BYU 6, 20. Score tied 1 time. Lead changes-3 times.

BYU vs. Wyoming - Game #24

02/12/05 7:05 at Marriott Center, Provo, Utah
VISITORS: Wyoming 14-8, 6-3

Table with 13 columns: #, Player, totfg, fga, 3pt, fgt, fga, ft, fta, of, de, tot, pf, tp, a, to, blk, s, min.

TOTAL FG% 1st Half: 11:22 50.0% 2nd Half: 10:22 45.5% Game: 47.7% DEADBALL
3-PL FG% 1st Half: 1:6 16.7% 2nd Half: 3:8 37.5% Game: 28.6% REBOUNDS
F Throw % 1st Half: 5:11 45.5% 2nd Half: 8:11 72.7% Game: 59.1% 1

HOME TEAM: Brigham Young 8-16, 2-7
Table with 13 columns: #, Player, totfg, fga, 3pt, fgt, fga, ft, fta, of, de, tot, pf, tp, a, to, blk, s, min.

TOTAL FG% 1st Half: 11:37 29.7% 2nd Half: 7:23 30.4% Game: 30.0% DEADBALL
3-PL FG% 1st Half: 4:15 26.7% 2nd Half: 4:11 36.4% Game: 30.8% REBOUNDS
F Throw % 1st Half: 3:6 50.0% 2nd Half: 11:17 64.7% Game: 60.9% 1

Officials: Bob Staffen, Tim Gabutero, Mike Giarratano
Technical fouls: Wyoming-None. Brigham Young-None.
Attendance: 10996
Score by Periods 1st 2nd Total
Wyoming 28 31 59
Brigham Young 29 29 58

Points in the paint-WY 24, 18. Points off turnovers-WY 13, 21.
2nd chance points-WY 1, 10. Fast break points-WY 10, 4.
Bench points-WY 10, 16. Score tied 12 times. Lead changes-7 times.



**2004-05 BYU Season Stats**  
**BYU Cougars Combined Team Statistics (as of Mar 06, 2005)**  
**All games**

|                             |                |              |              |                |
|-----------------------------|----------------|--------------|--------------|----------------|
| <b>RECORD :</b>             | <b>OVERALL</b> | <b>HOME</b>  | <b>AWAY</b>  | <b>NEUTRAL</b> |
| <b>ALL GAMES</b> .....      | <b>(9-20)</b>  | <b>(6-8)</b> | <b>(2-9)</b> | <b>(1-3)</b>   |
| <b>CONFERENCE</b> .....     | <b>(3-11)</b>  | <b>(2-5)</b> | <b>(1-6)</b> | <b>(0-0)</b>   |
| <b>NON-CONFERENCE</b> ..... | <b>(6-9)</b>   | <b>(4-3)</b> | <b>(1-3)</b> | <b>(1-3)</b>   |

| ##                     | Player              | GP-GS | Min--Avg | ---TOTAL--- |       | ---3-PTS--- |      | FT-FTA  | Pct  | ---REBOUNDS--- |     |      |      | PF  | FO | A   | TO  | Blk | Stl | Pts  | Avg  |
|------------------------|---------------------|-------|----------|-------------|-------|-------------|------|---------|------|----------------|-----|------|------|-----|----|-----|-----|-----|-----|------|------|
|                        |                     |       |          | FG-FGA      | Pct   | 3FG-FGA     | Pct  |         |      | Off            | Def | Tot  | Avg  |     |    |     |     |     |     |      |      |
| 01                     | HALL, Mike.....     | 29-29 | 979 33.8 | 139-346     | .402  | 53-153      | .346 | 72-93   | .774 | 35             | 67  | 102  | 3.5  | 59  | 1  | 57  | 52  | 10  | 45  | 403  | 13.9 |
| 13                     | INGE, Austin.....   | 29-22 | 803 27.7 | 95-220      | .432  | 38-109      | .349 | 52-66   | .788 | 11             | 72  | 83   | 2.9  | 53  | 1  | 117 | 96  | 1   | 31  | 280  | 9.7  |
| 52                     | JENSEN, Jared.....  | 28-20 | 622 22.2 | 81-147      | .551  | 0-0         | .000 | 65-77   | .844 | 49             | 63  | 112  | 4.0  | 71  | 0  | 13  | 38  | 6   | 16  | 227  | 8.1  |
| 02                     | ROSE, Mike.....     | 29-7  | 570 19.7 | 75-178      | .421  | 55-137      | .401 | 21-32   | .656 | 6              | 43  | 49   | 1.7  | 37  | 0  | 31  | 31  | 1   | 13  | 226  | 7.8  |
| 03                     | YOUNG, Keena.....   | 25-15 | 555 22.2 | 74-149      | .497  | 0-3         | .000 | 31-51   | .608 | 56             | 84  | 140  | 5.6  | 41  | 0  | 17  | 23  | 17  | 15  | 179  | 7.2  |
| 23                     | BALDERSON, Jimmy... | 24-15 | 436 18.2 | 52-130      | .400  | 33-78       | .423 | 26-42   | .619 | 10             | 44  | 54   | 2.3  | 41  | 3  | 19  | 36  | 0   | 10  | 163  | 6.8  |
| 43                     | DAWES, Derek.....   | 28-13 | 489 17.5 | 47-107      | .439  | 0-0         | .000 | 39-61   | .639 | 44             | 83  | 127  | 4.5  | 63  | 3  | 11  | 38  | 24  | 6   | 133  | 4.8  |
| 41                     | MEADS, Garner.....  | 17-9  | 306 18.0 | 28-71       | .394  | 0-1         | .000 | 18-27   | .667 | 24             | 49  | 73   | 4.3  | 40  | 1  | 9   | 24  | 7   | 7   | 74   | 4.4  |
| 54                     | MILES, Chris.....   | 27-6  | 379 14.0 | 29-81       | .358  | 0-0         | .000 | 17-24   | .708 | 28             | 36  | 64   | 2.4  | 53  | 0  | 19  | 19  | 30  | 5   | 75   | 2.8  |
| 20                     | BURGESS, Sam.....   | 26-1  | 205 7.9  | 19-67       | .284  | 10-31       | .323 | 9-11    | .818 | 9              | 14  | 23   | 0.9  | 36  | 0  | 11  | 21  | 3   | 11  | 57   | 2.2  |
| 12                     | REICHNER, Brock.... | 11-1  | 112 10.2 | 8-19        | .421  | 5-10        | .500 | 3-8     | .375 | 2              | 11  | 13   | 1.2  | 10  | 1  | 6   | 6   | 0   | 6   | 24   | 2.2  |
| 10                     | NASHIF, Terry.....  | 26-7  | 300 11.5 | 18-62       | .290  | 10-37       | .270 | 6-8     | .750 | 1              | 30  | 31   | 1.2  | 21  | 0  | 45  | 32  | 1   | 12  | 52   | 2.0  |
| 05                     | REISMAN, Joshua.... | 1-0   | 5 5.0    | 1-1         | 1.000 | 0-0         | .000 | 0-0     | .000 | 0              | 0   | 0    | 0.0  | 2   | 0  | 1   | 0   | 0   | 0   | 2    | 2.0  |
| 44                     | PLAISTED, Trent.... | 5-0   | 44 8.8   | 0-3         | .000  | 0-0         | .000 | 3-6     | .500 | 2              | 6   | 8    | 1.6  | 2   | 0  | 1   | 2   | 0   | 0   | 3    | 0.6  |
| 04                     | BURGESS, Joshua.... | 5-0   | 13 2.6   | 1-3         | .333  | 1-2         | .500 | 0-0     | .000 | 1              | 1   | 2    | 0.4  | 0   | 0  | 1   | 0   | 0   | 0   | 3    | 0.6  |
| 34                     | BURGESS, David....  | 2-0   | 7 3.5    | 0-1         | .000  | 0-0         | .000 | 0-0     | .000 | 0              | 0   | 0    | 0.0  | 2   | 0  | 0   | 0   | 0   | 1   | 0    | 0.0  |
| <b>TEAM</b> .....      |                     |       |          |             |       |             |      |         |      | 50             | 44  | 94   | 3.2  | 0   |    | 6   |     |     |     |      |      |
| <b>Total</b> .....     |                     | 29    | 5825     | 667-1585    | .421  | 205-561     | .365 | 362-506 | .715 | 328            | 647 | 975  | 33.6 | 531 | 10 | 357 | 425 | 100 | 178 | 1901 | 65.6 |
| <b>Opponents</b> ..... |                     | 29    | 5825     | 717-1606    | .446  | 181-512     | .354 | 370-542 | .683 | 344            | 666 | 1010 | 34.8 | 490 | -  | 412 | 417 | 100 | 212 | 1985 | 68.4 |

| TEAM STATISTICS         | BY       | OPP      | DATE      | OPPONENT                       | W/L  | SCORE  | ATTEND |
|-------------------------|----------|----------|-----------|--------------------------------|------|--------|--------|
| SCORING.....            | 1901     | 1985     | 11-22-04  | vs North Carolina              | L    | 50-86  | 2500   |
| Points per game.....    | 65.6     | 68.4     | 11-23-04  | vs Stanford                    | L    | 53-62  | 2500   |
| Scoring margin.....     | -2.9     | -        | 11-24-04  | vs Chaminade                   | W    | 77-56  | 2500   |
| FIELD GOALS-ATT.....    | 667-1585 | 717-1606 | 11/27/04  | CALIFORNIA                     | L    | 64-67  | 9857   |
| Field goal pct.....     | .421     | .446     | 12/01/04  | at Utah State                  | L    | 57-71  | 9620   |
| 3 POINT FG-ATT.....     | 205-561  | 181-512  | 12/04/04  | at USC                         | L    | 82-87  | 2163   |
| 3-point FG pct.....     | .365     | .354     | 12/08/04  | BOISE STATE UNIVERSITY         | W    | 90-77  | 8619   |
| 3-pt FG made per game.. | 7.1      | 6.2      | 12/11/04  | vs Washington State University | L    | 46-49  | 10283  |
| FREE THROWS-ATT.....    | 362-506  | 370-542  | 12/18/04  | UTAH STATE                     | L    | 62-84  | 11610  |
| Free throw pct.....     | .715     | .683     | 12/21/04  | NORTH CAROLINA STATE           | L    | 61-72  | 9390   |
| REBOUNDS.....           | 975      | 1010     | 12-23-04  | at Weber State                 | W    | 79-61  | 7043   |
| Rebounds per game.....  | 33.6     | 34.8     | 12/28/04  | SOUTHERN UTAH UNIVERSITY       | W    | 77-52  | 10239  |
| Rebounding margin.....  | -1.2     | -        | 12/31/04  | SANTA CLARA                    | W    | 87-74  | 9534   |
| ASSISTS.....            | 357      | 412      | 01/04/05  | at Saint Mary's (CA)           | L    | 51-72  | 2643   |
| Assists per game.....   | 12.3     | 14.2     | *01/08/05 | SAN DIEGO STATE                | L    | 57-59  | 12633  |
| TURNOVERS.....          | 425      | 417      | 01/11/05  | MONTANA STATE-BILLINGS         | W    | 110-70 | 9506   |
| Turnovers per game..... | 14.7     | 14.4     | *1-15-05  | at Colorado State              | L    | 67-74  | 3287   |
| Turnover margin.....    | -0.3     | -        | *1-17-05  | at Wyoming Cowboys             | L    | 71-83  | 7360   |
| Assist/turnover ratio.. | 0.8      | 1.0      | *01/22/05 | AIR FORCE                      | L    | 49-52  | 10041  |
| STEALS.....             | 178      | 212      | *01/24/05 | NEW MEXICO                     | W    | 68-53  | 12161  |
| Steals per game.....    | 6.1      | 7.3      | *01/31/05 | UNIVERSITY OF UTAH             | L    | 58-72  | 14072  |
| BLOCKS.....             | 100      | 100      | *02/05/05 | at UNLV                        | W OT | 82-72  | 11591  |
| Blocks per game.....    | 3.4      | 3.4      | *02-07-05 | at SAN DIEGO STATE             | L    | 58-66  | 6387   |
| WINNING STREAK.....     | 0        | -        | *02/12/05 | WYOMING                        | L    | 58-59  | 10996  |
| Home win streak.....    | 0        | -        | *02/14/05 | COLORADO STATE                 | W    | 50-49  | 8481   |
| ATTENDANCE.....         | 148860   | 102984   | *02/19/05 | at New Mexico                  | L    | 72-91  | 16087  |
| Home games-Avg/Game...  | 14-10633 | 11-7746  | *2-21-05  | at Air Force                   | L    | 39-70  | 4006   |
| Neutral site-Avg/Game.. | -        | 4-4446   | *02/26/05 | at Utah                        | L    | 60-69  | 15014  |
|                         |          |          | *03/05/05 | UNLV                           | L    | 66-76  | 11721  |

| SCORE BY PERIODS: | 1st | 2nd  | OT | Total  |
|-------------------|-----|------|----|--------|
| BYU Cougars.....  | 859 | 1023 | 19 | - 1901 |
| Opponents.....    | 920 | 1056 | 9  | - 1985 |



2004-05 BYU Season Stats  
 BYU Cougars Combined Team Statistics (as of Mar 05, 2005)  
 Conference games

|                             |                |              |              |                |
|-----------------------------|----------------|--------------|--------------|----------------|
| <b>RECORD :</b>             | <b>OVERALL</b> | <b>HOME</b>  | <b>AWAY</b>  | <b>NEUTRAL</b> |
| <b>ALL GAMES</b> .....      | <b>(3-11)</b>  | <b>(2-5)</b> | <b>(1-6)</b> | <b>(0-0)</b>   |
| <b>CONFERENCE</b> .....     | <b>(3-11)</b>  | <b>(2-5)</b> | <b>(1-6)</b> | <b>(0-0)</b>   |
| <b>NON-CONFERENCE</b> ..... | <b>(0-0)</b>   | <b>(0-0)</b> | <b>(0-0)</b> | <b>(0-0)</b>   |

| ## Player              | GP-GS | Min--Avg | ---TOTAL--- |      | ---3-PTS--- |      | FT-FTA | Pct  | ---REBOUNDS--- |     |     |     | PF  | FO | A  | TO | Blk | Stl | Pts | Avg  |
|------------------------|-------|----------|-------------|------|-------------|------|--------|------|----------------|-----|-----|-----|-----|----|----|----|-----|-----|-----|------|
|                        |       |          | FG-FGA      | Pct  | 3FG-FGA     | Pct  |        |      | Off            | Def | Tot | Avg |     |    |    |    |     |     |     |      |
| 01 HALL, Mike.....     | 14-14 | 488 34.9 | 64-175      | .366 | 26-82       | .317 | 46-60  | .767 | 14             | 29  | 43  | 3.1 | 30  | 1  | 22 | 23 | 7   | 25  | 200 | 14.3 |
| 13 AINGE, Austin.....  | 14-14 | 446 31.9 | 47-119      | .395 | 16-57       | .281 | 30-40  | .750 | 10             | 35  | 45  | 3.2 | 27  | 1  | 64 | 45 | 1   | 13  | 140 | 10.0 |
| 03 YOUNG, Keena.....   | 10-6  | 221 22.1 | 34-63       | .540 | 0-0         | .000 | 11-22  | .500 | 18             | 32  | 50  | 5.0 | 16  | 0  | 4  | 12 | 4   | 6   | 79  | 7.9  |
| 23 BALDERSON, Jimmy... | 14-12 | 314 22.4 | 34-86       | .395 | 24-55       | .436 | 13-23  | .565 | 10             | 36  | 46  | 3.3 | 31  | 3  | 9  | 27 | 0   | 8   | 105 | 7.5  |
| 52 JENSEN, Jared.....  | 13-6  | 266 20.5 | 28-57       | .491 | 0-0         | .000 | 23-29  | .793 | 26             | 29  | 55  | 4.2 | 31  | 0  | 3  | 12 | 4   | 7   | 79  | 6.1  |
| 02 ROSE, Mike.....     | 14-2  | 275 19.6 | 25-69       | .362 | 17-57       | .298 | 7-9    | .778 | 5              | 19  | 24  | 1.7 | 19  | 0  | 13 | 14 | 0   | 6   | 74  | 5.3  |
| 43 DAWES, Derek.....   | 14-9  | 238 17.0 | 23-55       | .418 | 0-0         | .000 | 14-23  | .609 | 24             | 29  | 53  | 3.8 | 37  | 2  | 6  | 19 | 11  | 4   | 60  | 4.3  |
| 54 MILES, Chris.....   | 13-5  | 227 17.5 | 17-47       | .362 | 0-0         | .000 | 10-16  | .625 | 17             | 19  | 36  | 2.8 | 31  | 0  | 10 | 12 | 17  | 1   | 44  | 3.4  |
| 41 MEADS, Garner.....  | 7-1   | 92 13.1  | 10-26       | .385 | 0-0         | .000 | 2-6    | .333 | 7              | 10  | 17  | 2.4 | 10  | 0  | 1  | 7  | 2   | 2   | 22  | 3.1  |
| 12 REICHNER, Brock.... | 7-1   | 99 14.1  | 5-14        | .357 | 4-8         | .500 | 3-6    | .500 | 1              | 9   | 10  | 1.4 | 8   | 1  | 5  | 5  | 0   | 6   | 17  | 2.4  |
| 20 BURGESS, Sam.....   | 13-0  | 83 6.4   | 8-23        | .348 | 4-11        | .364 | 1-2    | .500 | 5              | 6   | 11  | 0.8 | 13  | 0  | 5  | 10 | 0   | 4   | 21  | 1.6  |
| 10 NASHIF, Terry.....  | 11-0  | 72 6.5   | 4-15        | .267 | 3-10        | .300 | 3-4    | .750 | 1              | 6   | 7   | 0.6 | 6   | 0  | 12 | 7  | 0   | 3   | 14  | 1.3  |
| 04 BURGESS, Joshua.... | 3-0   | 4 1.3    | 0-1         | .000 | 0-1         | .000 | 0-0    | .000 | 1              | 0   | 1   | 0.3 | 0   | 0  | 0  | 0  | 0   | 0   | 0   | 0.0  |
| TEAM.....              |       |          |             |      |             |      |        |      |                | 29  | 18  | 47  | 3.4 | 0  |    | 2  |     |     |     |      |

|                |    |      |         |      |        |      |         |      |     |     |     |      |     |   |     |     |    |     |     |      |
|----------------|----|------|---------|------|--------|------|---------|------|-----|-----|-----|------|-----|---|-----|-----|----|-----|-----|------|
| Total.....     | 14 | 2825 | 299-750 | .399 | 94-281 | .335 | 163-240 | .679 | 168 | 277 | 445 | 31.8 | 259 | 8 | 154 | 195 | 46 | 85  | 855 | 61.1 |
| Opponents..... | 14 | 2825 | 341-711 | .480 | 70-198 | .354 | 193-277 | .697 | 141 | 326 | 467 | 33.4 | 224 | - | 194 | 200 | 57 | 102 | 945 | 67.5 |

| TEAM STATISTICS         | BY      | OPP     | DATE      | OPPONENT           | W/L  | SCORE | ATTEND |
|-------------------------|---------|---------|-----------|--------------------|------|-------|--------|
| SCORING.....            | 855     | 945     | *01/08/05 | SAN DIEGO STATE    | L    | 57-59 | 12633  |
| Points per game.....    | 61.1    | 67.5    | *1-15-05  | at Colorado State  | L    | 67-74 | 3287   |
| Scoring margin.....     | -6.4    | -       | *1-17-05  | at Wyoming Cowboys | L    | 71-83 | 7360   |
| FIELD GOALS-ATT.....    | 299-750 | 341-711 | *01/22/05 | AIR FORCE          | L    | 49-52 | 10041  |
| Field goal pct.....     | .399    | .480    | *01/24/05 | NEW MEXICO         | W    | 68-53 | 12161  |
| 3 POINT FG-ATT.....     | 94-281  | 70-198  | *01/31/05 | UNIVERSITY OF UTAH | L    | 58-72 | 14072  |
| 3-point FG pct.....     | .335    | .354    | *02/05/05 | at UNLV            | W OT | 82-72 | 11591  |
| 3-pt FG made per game.. | 6.7     | 5.0     | *02-07-05 | at SAN DIEGO STATE | L    | 58-66 | 6387   |
| FREE THROWS-ATT.....    | 163-240 | 193-277 | *02/12/05 | WYOMING            | L    | 58-59 | 10996  |
| Free throw pct.....     | .679    | .697    | *02/14/05 | COLORADO STATE     | W    | 50-49 | 8481   |
| REBOUNDS.....           | 445     | 467     | *02/19/05 | at New Mexico      | L    | 72-91 | 16087  |
| Rebounds per game.....  | 31.8    | 33.4    | *2-21-05  | at Air Force       | L    | 39-70 | 4006   |
| Rebounding margin.....  | -1.6    | -       | *02/26/05 | at Utah            | L    | 60-69 | 15014  |
| ASSISTS.....            | 154     | 194     | *03/05/05 | UNLV               | L    | 66-76 | 11721  |
| Assists per game.....   | 11.0    | 13.9    |           |                    |      |       |        |
| TURNOVERS.....          | 195     | 200     |           |                    |      |       |        |
| Turnovers per game..... | 13.9    | 14.3    |           |                    |      |       |        |
| Turnover margin.....    | +0.4    | -       |           |                    |      |       |        |
| Assist/turnover ratio.. | 0.8     | 1.0     |           |                    |      |       |        |
| STEALS.....             | 85      | 102     |           |                    |      |       |        |
| Steals per game.....    | 6.1     | 7.3     |           |                    |      |       |        |
| BLOCKS.....             | 46      | 57      |           |                    |      |       |        |
| Blocks per game.....    | 3.3     | 4.1     |           |                    |      |       |        |
| WINNING STREAK.....     | 0       | -       |           |                    |      |       |        |
| Home win streak.....    | 0       | -       |           |                    |      |       |        |
| ATTENDANCE.....         | 80105   | 63732   |           |                    |      |       |        |
| Home games-Avg/Game...  | 7-11444 | 7-9105  |           |                    |      |       |        |
| Neutral site-Avg/Game.. | -       | 0-0     |           |                    |      |       |        |

| SCORE BY PERIODS: | 1st | 2nd | OT | Total |
|-------------------|-----|-----|----|-------|
| BYU Cougars.....  | 392 | 444 | 19 | - 855 |
| Opponents.....    | 433 | 503 | 9  | - 945 |

**2004-05 BYU Season Stats**  
**BYU Cougars Overall/Conference Statistics (as of Mar 06, 2005)**  
**All games**

| SUMMARY              | OVERALL STATISTICS |       |       |      |      |      |      |     |     |       | CONFERENCE STATISTICS |       |      |      |      |      |      |     |     |       |
|----------------------|--------------------|-------|-------|------|------|------|------|-----|-----|-------|-----------------------|-------|------|------|------|------|------|-----|-----|-------|
|                      | GP-GS              | Min/G | FG%   | 3PT% | FT%  | R/G  | A/G  | STL | BLK | PTS/G | GP-GS                 | Min/G | FG%  | 3PT% | FT%  | R/G  | A/G  | STL | BLK | PTS/G |
| HALL, Mike.....      | 29-29              | 33.8  | .402  | .346 | .774 | 3.5  | 2.0  | 45  | 10  | 13.9  | 14-14                 | 34.9  | .366 | .317 | .767 | 3.1  | 1.6  | 25  | 7   | 14.3  |
| AINGE, Austin.....   | 29-22              | 27.7  | .432  | .349 | .788 | 2.9  | 4.0  | 31  | 1   | 9.7   | 14-14                 | 31.9  | .395 | .281 | .750 | 3.2  | 4.6  | 13  | 1   | 10.0  |
| JENSEN, Jared.....   | 28-20              | 22.2  | .551  | .000 | .844 | 4.0  | 0.5  | 16  | 6   | 8.1   | 13-6                  | 20.5  | .491 | .000 | .793 | 4.2  | 0.2  | 7   | 4   | 6.1   |
| ROSE, Mike.....      | 29-7               | 19.7  | .421  | .401 | .656 | 1.7  | 1.1  | 13  | 1   | 7.8   | 14-2                  | 19.6  | .362 | .298 | .778 | 1.7  | 0.9  | 6   | 0   | 5.3   |
| YOUNG, Keena.....    | 25-15              | 22.2  | .497  | .000 | .608 | 5.6  | 0.7  | 15  | 17  | 7.2   | 10-6                  | 22.1  | .540 | .000 | .500 | 5.0  | 0.4  | 6   | 4   | 7.9   |
| BALDERSON, Jimmy.... | 24-15              | 18.2  | .400  | .423 | .619 | 2.3  | 0.8  | 10  | 0   | 6.8   | 14-12                 | 22.4  | .395 | .436 | .565 | 3.3  | 0.6  | 8   | 0   | 7.5   |
| DAWES, Derek.....    | 28-13              | 17.5  | .439  | .000 | .639 | 4.5  | 0.4  | 6   | 24  | 4.8   | 14-9                  | 17.0  | .418 | .000 | .609 | 3.8  | 0.4  | 4   | 11  | 4.3   |
| MEADS, Garner.....   | 17-9               | 18.0  | .394  | .000 | .667 | 4.3  | 0.5  | 7   | 7   | 4.4   | 7-1                   | 13.1  | .385 | .000 | .333 | 2.4  | 0.1  | 2   | 2   | 3.1   |
| MILES, Chris.....    | 27-6               | 14.0  | .358  | .000 | .708 | 2.4  | 0.7  | 5   | 30  | 2.8   | 13-5                  | 17.5  | .362 | .000 | .625 | 2.8  | 0.8  | 1   | 17  | 3.4   |
| BURGESS, Sam.....    | 26-1               | 7.9   | .284  | .323 | .818 | 0.9  | 0.4  | 11  | 3   | 2.2   | 13-0                  | 6.4   | .348 | .364 | .500 | 0.8  | 0.4  | 4   | 0   | 1.6   |
| REICHNER, Brock..... | 11-1               | 10.2  | .421  | .500 | .375 | 1.2  | 0.5  | 6   | 0   | 2.2   | 7-1                   | 14.1  | .357 | .500 | .500 | 1.4  | 0.7  | 6   | 0   | 2.4   |
| NASHIF, Terry.....   | 26-7               | 11.5  | .290  | .270 | .750 | 1.2  | 1.7  | 12  | 1   | 2.0   | 11-0                  | 6.5   | .267 | .300 | .750 | 0.6  | 1.1  | 3   | 0   | 1.3   |
| REISMAN, Joshua..... | 1-0                | 5.0   | 1.000 | .000 | .000 | 0.0  | 0.0  | 0   | 0   | 2.0   |                       |       |      |      |      |      |      |     |     |       |
| PLAISTED, Trent..... | 5-0                | 8.8   | .000  | .000 | .500 | 1.6  | 0.2  | 0   | 0   | 0.6   |                       |       |      |      |      |      |      |     |     |       |
| BURGESS, Joshua..... | 5-0                | 2.6   | .333  | .500 | .000 | 0.4  | 0.2  | 0   | 0   | 0.6   | 3-0                   | 1.3   | .000 | .000 | .000 | 0.3  | 0.0  | 0   | 0   | 0.0   |
| BURGESS, David.....  | 2-0                | 3.5   | .000  | .000 | .000 | 0.0  | 0.0  | 1   | 0   | 0.0   |                       |       |      |      |      |      |      |     |     |       |
| Total.....           | 29                 |       | .421  | .365 | .715 | 33.6 | 12.3 | 178 | 100 | 65.6  | 14                    |       | .399 | .335 | .679 | 31.8 | 11.0 | 85  | 46  | 61.1  |
| Opponents.....       | 29                 |       | .446  | .354 | .683 | 34.8 | 14.2 | 212 | 100 | 68.4  | 14                    |       | .480 | .354 | .697 | 33.4 | 13.9 | 102 | 57  | 67.5  |

| SCORING              | OVERALL STATISTICS |       |         |      |         |      |      |       | CONFERENCE STATISTICS |      |         |      |         |      |     |       |
|----------------------|--------------------|-------|---------|------|---------|------|------|-------|-----------------------|------|---------|------|---------|------|-----|-------|
|                      | FG-FGA             | FG%   | 3FG-FGA | 3PT% | FT-FTA  | FT%  | PTS  | PTS/G | FG-FGA                | FG%  | 3FG-FGA | 3PT% | FT-FTA  | FT%  | PTS | PTS/G |
| HALL, Mike.....      | 139-346            | .402  | 53-153  | .346 | 72-93   | .774 | 403  | 13.9  | 64-175                | .366 | 26-82   | .317 | 46-60   | .767 | 200 | 14.3  |
| AINGE, Austin.....   | 95-220             | .432  | 38-109  | .349 | 52-66   | .788 | 280  | 9.7   | 47-119                | .395 | 16-57   | .281 | 30-40   | .750 | 140 | 10.0  |
| JENSEN, Jared.....   | 81-147             | .551  | 0-0     | .000 | 65-77   | .844 | 227  | 8.1   | 28-57                 | .491 | 0-0     | .000 | 23-29   | .793 | 79  | 6.1   |
| ROSE, Mike.....      | 75-178             | .421  | 55-137  | .401 | 21-32   | .656 | 226  | 7.8   | 25-69                 | .362 | 17-57   | .298 | 7-9     | .778 | 74  | 5.3   |
| YOUNG, Keena.....    | 74-149             | .497  | 0-3     | .000 | 31-51   | .608 | 179  | 7.2   | 34-63                 | .540 | 0-0     | .000 | 11-22   | .500 | 79  | 7.9   |
| BALDERSON, Jimmy.... | 52-130             | .400  | 33-78   | .423 | 26-42   | .619 | 163  | 6.8   | 34-86                 | .395 | 24-55   | .436 | 13-23   | .565 | 105 | 7.5   |
| DAWES, Derek.....    | 47-107             | .439  | 0-0     | .000 | 39-61   | .639 | 133  | 4.8   | 23-55                 | .418 | 0-0     | .000 | 14-23   | .609 | 60  | 4.3   |
| MEADS, Garner.....   | 28-71              | .394  | 0-1     | .000 | 18-27   | .667 | 74   | 4.4   | 10-26                 | .385 | 0-0     | .000 | 2-6     | .333 | 22  | 3.1   |
| MILES, Chris.....    | 29-81              | .358  | 0-0     | .000 | 17-24   | .708 | 75   | 2.8   | 17-47                 | .362 | 0-0     | .000 | 10-16   | .625 | 44  | 3.4   |
| BURGESS, Sam.....    | 19-67              | .284  | 10-31   | .323 | 9-11    | .818 | 57   | 2.2   | 8-23                  | .348 | 4-11    | .364 | 1-2     | .500 | 21  | 1.6   |
| REICHNER, Brock..... | 8-19               | .421  | 5-10    | .500 | 3-8     | .375 | 24   | 2.2   | 5-14                  | .357 | 4-8     | .500 | 3-6     | .500 | 17  | 2.4   |
| NASHIF, Terry.....   | 18-62              | .290  | 10-37   | .270 | 6-8     | .750 | 52   | 2.0   | 4-15                  | .267 | 3-10    | .300 | 3-4     | .750 | 14  | 1.3   |
| REISMAN, Joshua..... | 1-1                | 1.000 | 0-0     | .000 | 0-0     | .000 | 2    | 2.0   |                       |      |         |      |         |      |     |       |
| PLAISTED, Trent..... | 0-3                | .000  | 0-0     | .000 | 3-6     | .500 | 3    | 0.6   |                       |      |         |      |         |      |     |       |
| BURGESS, Joshua..... | 1-3                | .333  | 1-2     | .500 | 0-0     | .000 | 3    | 0.6   | 0-1                   | .000 | 0-1     | .000 | 0-0     | .000 | 0   | 0.0   |
| BURGESS, David.....  | 0-1                | .000  | 0-0     | .000 | 0-0     | .000 | 0    | 0.0   |                       |      |         |      |         |      |     |       |
| Total.....           | 667-1585           | .421  | 205-561 | .365 | 362-506 | .715 | 1901 | 65.6  | 299-750               | .399 | 94-281  | .335 | 163-240 | .679 | 855 | 61.1  |
| Opponents.....       | 717-1606           | .446  | 181-512 | .354 | 370-542 | .683 | 1985 | 68.4  | 341-711               | .480 | 70-198  | .354 | 193-277 | .697 | 945 | 67.5  |

| TOTALS               | OVERALL STATISTICS |       |       |     |    |     |     |      |     |     | CONFERENCE STATISTICS |       |       |     |    |     |     |      |    |     |
|----------------------|--------------------|-------|-------|-----|----|-----|-----|------|-----|-----|-----------------------|-------|-------|-----|----|-----|-----|------|----|-----|
|                      | O-REB              | D-REB | TOTAL | PF  | FO | A   | TO  | A/TO | Hi  | Pts | O-REB                 | D-REB | TOTAL | PF  | FO | A   | TO  | A/TO | Hi | Pts |
| HALL, Mike.....      | 35                 | 67    | 102   | 59  | 1  | 57  | 52  | 1.1  | 24  |     | 14                    | 29    | 43    | 30  | 1  | 22  | 23  | 1.0  | 24 |     |
| AINGE, Austin.....   | 11                 | 72    | 83    | 53  | 1  | 117 | 96  | 1.2  | 25  |     | 10                    | 35    | 45    | 27  | 1  | 64  | 45  | 1.4  | 25 |     |
| JENSEN, Jared.....   | 49                 | 63    | 112   | 71  | 0  | 13  | 38  | 0.3  | 23  |     | 26                    | 29    | 55    | 31  | 0  | 3   | 12  | 0.3  | 20 |     |
| ROSE, Mike.....      | 6                  | 43    | 49    | 37  | 0  | 31  | 31  | 1.0  | 26  |     | 5                     | 19    | 24    | 19  | 0  | 13  | 14  | 0.9  | 21 |     |
| YOUNG, Keena.....    | 56                 | 84    | 140   | 41  | 0  | 17  | 23  | 0.7  | 14  |     | 18                    | 32    | 50    | 16  | 0  | 4   | 12  | 0.3  | 14 |     |
| BALDERSON, Jimmy.... | 10                 | 44    | 54    | 41  | 3  | 19  | 36  | 0.5  | 23  |     | 10                    | 36    | 46    | 31  | 3  | 9   | 27  | 0.3  | 23 |     |
| DAWES, Derek.....    | 44                 | 83    | 127   | 63  | 3  | 11  | 38  | 0.3  | 14  |     | 24                    | 29    | 53    | 37  | 2  | 6   | 19  | 0.3  | 14 |     |
| MEADS, Garner.....   | 24                 | 49    | 73    | 40  | 1  | 9   | 24  | 0.4  | 10  |     | 7                     | 10    | 17    | 10  | 0  | 1   | 7   | 0.1  | 6  |     |
| MILES, Chris.....    | 28                 | 36    | 64    | 53  | 0  | 19  | 19  | 1.0  | 12  |     | 17                    | 19    | 36    | 31  | 0  | 10  | 12  | 0.8  | 8  |     |
| BURGESS, Sam.....    | 9                  | 14    | 23    | 36  | 0  | 11  | 21  | 0.5  | 9   |     | 5                     | 6     | 11    | 13  | 0  | 5   | 10  | 0.5  | 9  |     |
| REICHNER, Brock..... | 2                  | 11    | 13    | 10  | 1  | 6   | 6   | 1.0  | 9   |     | 1                     | 9     | 10    | 8   | 1  | 5   | 5   | 1.0  | 9  |     |
| NASHIF, Terry.....   | 1                  | 30    | 31    | 21  | 0  | 45  | 32  | 1.4  | 10  |     | 1                     | 6     | 7     | 6   | 0  | 12  | 7   | 1.7  | 5  |     |
| REISMAN, Joshua..... | 0                  | 0     | 0     | 2   | 0  | 0   | 1   | 0.0  | 2   |     |                       |       |       |     |    |     |     |      |    |     |
| PLAISTED, Trent..... | 2                  | 6     | 8     | 2   | 0  | 1   | 2   | 0.5  | 2   |     |                       |       |       |     |    |     |     |      |    |     |
| BURGESS, Joshua..... | 1                  | 1     | 2     | 0   | 0  | 1   | 0   | 0.0  | 3   |     | 1                     | 0     | 1     | 0   | 0  | 0   | 0   | 0.0  | 0  |     |
| BURGESS, David.....  | 0                  | 0     | 0     | 2   | 0  | 0   | 0   | 0.0  | 0   |     |                       |       |       |     |    |     |     |      |    |     |
| Total.....           | 328                | 647   | 975   | 531 | 10 | 357 | 425 | 0.8  | 110 |     | 168                   | 277   | 445   | 259 | 8  | 154 | 195 | 0.8  | 82 |     |
| Opponents.....       | 344                | 666   | 1010  | 490 | -  | 412 | 417 | 1.0  | 91  |     | 141                   | 326   | 467   | 224 | 3  | 194 | 200 | 1.0  | 91 |     |

2004-05 BYU Season Stats  
 BYU Cougars Combined Team Statistics (as of Mar 06, 2005)  
 Neutral site games

|                             |                |              |              |                |
|-----------------------------|----------------|--------------|--------------|----------------|
| <b>RECORD :</b>             | <b>OVERALL</b> | <b>HOME</b>  | <b>AWAY</b>  | <b>NEUTRAL</b> |
| <b>ALL GAMES</b> .....      | <b>(1-3)</b>   | <b>(0-0)</b> | <b>(0-0)</b> | <b>(1-3)</b>   |
| <b>CONFERENCE</b> .....     | <b>(0-0)</b>   | <b>(0-0)</b> | <b>(0-0)</b> | <b>(0-0)</b>   |
| <b>NON-CONFERENCE</b> ..... | <b>(1-3)</b>   | <b>(0-0)</b> | <b>(0-0)</b> | <b>(1-3)</b>   |

| ## Player              | GP-GS | Min--Avg | ---TOTAL--- |       |         | ---3-PTS--- |       | FT-FTA |     | ---REBOUNDS--- |     |      |     | PF | FO | A  | TO | Blk | Stl | Pts  | Avg |
|------------------------|-------|----------|-------------|-------|---------|-------------|-------|--------|-----|----------------|-----|------|-----|----|----|----|----|-----|-----|------|-----|
|                        |       |          | FG-FGA      | Pct   | 3FG-FGA | Pct         | Pct   | Pct    | Off | Def            | Tot | Avg  |     |    |    |    |    |     |     |      |     |
| 52 JENSEN, Jared.....  | 4-4   | 81 20.3  | 13-20       | .650  | 0-0     | .000        | 9-12  | .750   | 5   | 5              | 10  | 2.5  | 10  | 0  | 1  | 7  | 0  | 3   | 35  | 8.8  |     |
| 01 HALL, Mike.....     | 4-4   | 132 33.0 | 12-45       | .267  | 6-22    | .273        | 4-6   | .667   | 6   | 11             | 17  | 4.3  | 11  | 0  | 9  | 9  | 1  | 8   | 34  | 8.5  |     |
| 02 ROSE, Mike.....     | 4-3   | 79 19.8  | 12-30       | .400  | 7-22    | .318        | 2-4   | .500   | 0   | 5              | 5   | 1.3  | 3   | 0  | 4  | 7  | 0  | 3   | 33  | 8.3  |     |
| 03 YOUNG, Keena.....   | 4-1   | 83 20.8  | 13-27       | .481  | 0-2     | .000        | 5-8   | .625   | 9   | 14             | 23  | 5.8  | 3   | 0  | 0  | 1  | 2  | 2   | 31  | 7.8  |     |
| 13 AINGE, Austin.....  | 4-0   | 75 18.8  | 10-19       | .526  | 4-11    | .364        | 0-0   | .000   | 0   | 7              | 7   | 1.8  | 6   | 0  | 7  | 12 | 0  | 1   | 24  | 6.0  |     |
| 43 DAWES, Derek.....   | 4-0   | 63 15.8  | 7-12        | .583  | 0-0     | .000        | 7-11  | .636   | 6   | 17             | 23  | 5.8  | 6   | 0  | 2  | 5  | 3  | 1   | 21  | 5.3  |     |
| 41 MEADS, Garner.....  | 3-3   | 72 24.0  | 4-15        | .267  | 0-0     | .000        | 5-5   | 1.000  | 6   | 18             | 24  | 8.0  | 9   | 0  | 3  | 9  | 2  | 2   | 13  | 4.3  |     |
| 10 NASHIF, Terry.....  | 4-4   | 80 20.0  | 5-16        | .313  | 2-9     | .222        | 2-2   | 1.000  | 0   | 6              | 6   | 1.5  | 8   | 0  | 10 | 12 | 1  | 3   | 14  | 3.5  |     |
| 20 BURGESS, Sam.....   | 4-0   | 53 13.3  | 5-21        | .238  | 2-10    | .200        | 0-0   | .000   | 1   | 4              | 5   | 1.3  | 9   | 0  | 1  | 5  | 3  | 2   | 12  | 3.0  |     |
| 05 REISMAN, Joshua.... | 1-0   | 5 5.0    | 1-1         | 1.000 | 0-0     | .000        | 0-0   | .000   | 0   | 0              | 0   | 0.0  | 2   | 0  | 0  | 1  | 0  | 0   | 2   | 2.0  |     |
| 54 MILES, Chris.....   | 3-0   | 17 5.7   | 1-2         | .500  | 0-0     | .000        | 2-2   | 1.000  | 4   | 3              | 7   | 2.3  | 2   | 0  | 1  | 2  | 1  | 0   | 4   | 1.3  |     |
| 44 PLAISTED, Trent.... | 3-0   | 39 13.0  | 0-3         | .000  | 0-0     | .000        | 3-6   | .500   | 2   | 5              | 7   | 2.3  | 1   | 0  | 1  | 2  | 0  | 0   | 3   | 1.0  |     |
| 12 REICHNER, Brock.... | 1-0   | 1 1.0    | 0-0         | .000  | 0-0     | .000        | 0-0   | .000   | 0   | 0              | 0   | 0.0  | 0   | 0  | 0  | 1  | 0  | 0   | 0   | 0.0  |     |
| 23 BALDERSON, Jimmy... | 1-1   | 15 15.0  | 0-4         | .000  | 0-3     | .000        | 0-0   | .000   | 0   | 0              | 0   | 0.0  | 0   | 0  | 0  | 2  | 0  | 0   | 0   | 0.0  |     |
| 34 BURGESS, David..... | 1-0   | 5 5.0    | 0-1         | .000  | 0-0     | .000        | 0-0   | .000   | 0   | 0              | 0   | 0.0  | 2   | 0  | 0  | 0  | 0  | 1   | 0   | 0.0  |     |
| TEAM.....              |       |          |             |       |         |             |       |        |     | 5              | 9   | 14   | 3.5 | 0  |    | 0  |    |     |     |      |     |
| Total.....             | 4     | 800      | 83-216      | .384  | 21-79   | .266        | 39-56 | .696   | 44  | 104            | 148 | 37.0 | 72  | 0  | 39 | 75 | 13 | 26  | 226 | 56.5 |     |
| Opponents.....         | 4     | 800      | 89-226      | .394  | 26-79   | .329        | 49-72 | .681   | 44  | 98             | 142 | 35.5 | 67  | -  | 57 | 59 | 11 | 36  | 253 | 63.2 |     |

| TEAM STATISTICS         | BY     | OPP    | DATE     | OPPONENT                       | W/L | SCORE | ATTEND |
|-------------------------|--------|--------|----------|--------------------------------|-----|-------|--------|
| SCORING.....            | 226    | 253    | 11-22-04 | vs North Carolina              | L   | 50-86 | 2500   |
| Points per game.....    | 56.5   | 63.2   | 11-23-04 | vs Stanford                    | L   | 53-62 | 2500   |
| Scoring margin.....     | -6.7   | -      | 11-24-04 | vs Chaminade                   | W   | 77-56 | 2500   |
| FIELD GOALS-ATT.....    | 83-216 | 89-226 | 12/11/04 | vs Washington State University | L   | 46-49 | 10283  |
| Field goal pct.....     | .384   | .394   |          |                                |     |       |        |
| 3 POINT FG-ATT.....     | 21-79  | 26-79  |          |                                |     |       |        |
| 3-point FG pct.....     | .266   | .329   |          |                                |     |       |        |
| 3-pt FG made per game.. | 5.3    | 6.5    |          |                                |     |       |        |
| FREE THROWS-ATT.....    | 39-56  | 49-72  |          |                                |     |       |        |
| Free throw pct.....     | .696   | .681   |          |                                |     |       |        |
| REBOUNDS.....           | 148    | 142    |          |                                |     |       |        |
| Rebounds per game.....  | 37.0   | 35.5   |          |                                |     |       |        |
| Rebounding margin.....  | +1.5   | -      |          |                                |     |       |        |
| ASSISTS.....            | 39     | 57     |          |                                |     |       |        |
| Assists per game.....   | 9.8    | 14.3   |          |                                |     |       |        |
| TURNOVERS.....          | 75     | 59     |          |                                |     |       |        |
| Turnovers per game....  | 18.8   | 14.8   |          |                                |     |       |        |
| Turnover margin.....    | -4.0   | -      |          |                                |     |       |        |
| Assist/turnover ratio.. | 0.5    | 1.0    |          |                                |     |       |        |
| STEALS.....             | 26     | 36     |          |                                |     |       |        |
| Steals per game.....    | 6.5    | 9.0    |          |                                |     |       |        |
| BLOCKS.....             | 13     | 11     |          |                                |     |       |        |
| Blocks per game.....    | 3.3    | 2.8    |          |                                |     |       |        |
| WINNING STREAK.....     | 0      | -      |          |                                |     |       |        |
| Home win streak.....    | 0      | -      |          |                                |     |       |        |
| ATTENDANCE.....         | 0      | 17783  |          |                                |     |       |        |
| Home games-Avg/Game...  | 0-0    | 0-0    |          |                                |     |       |        |
| Neutral site-Avg/Game.. | -      | 4-4446 |          |                                |     |       |        |

| SCORE BY PERIODS: | 1st | 2nd | Total |
|-------------------|-----|-----|-------|
| BYU Cougars.....  | 101 | 125 | - 226 |
| Opponents.....    | 115 | 138 | - 253 |

2004-05 BYU Season Stats  
 BYU Cougars Combined Team Statistics (as of Feb 26, 2005)  
 Away games

|                             |                |              |              |                |
|-----------------------------|----------------|--------------|--------------|----------------|
| <b>RECORD :</b>             | <b>OVERALL</b> | <b>HOME</b>  | <b>AWAY</b>  | <b>NEUTRAL</b> |
| <b>ALL GAMES</b> .....      | <b>(2-9)</b>   | <b>(0-0)</b> | <b>(2-9)</b> | <b>(0-0)</b>   |
| <b>CONFERENCE</b> .....     | <b>(1-6)</b>   | <b>(0-0)</b> | <b>(1-6)</b> | <b>(0-0)</b>   |
| <b>NON-CONFERENCE</b> ..... | <b>(1-3)</b>   | <b>(0-0)</b> | <b>(1-3)</b> | <b>(0-0)</b>   |

| ## Player               | GP-GS | Min--Avg | ---TOTAL--- |      | ---3-PTS--- |      | FT-FTA  | Pct  | ---REBOUNDS--- |     |     |      | PF  | FO | A   | TO  | Blk | Stl | Pts | Avg  |
|-------------------------|-------|----------|-------------|------|-------------|------|---------|------|----------------|-----|-----|------|-----|----|-----|-----|-----|-----|-----|------|
|                         |       |          | FG-FGA      | Pct  | 3FG-FGA     | Pct  |         |      | Off            | Def | Tot | Avg  |     |    |     |     |     |     |     |      |
| 01 HALL, Mike.....      | 11-11 | 380 34.5 | 59-135      | .437 | 25-62       | .403 | 28-36   | .778 | 8              | 20  | 28  | 2.5  | 20  | 1  | 20  | 20  | 3   | 15  | 171 | 15.5 |
| 13 AINGE, Austin.....   | 11-10 | 314 28.5 | 42-92       | .457 | 15-46       | .326 | 19-22   | .864 | 5              | 20  | 25  | 2.3  | 22  | 1  | 37  | 38  | 1   | 16  | 118 | 10.7 |
| 23 BALDERSON, Jimmy...  | 11-6  | 203 18.5 | 26-64       | .406 | 20-42       | .476 | 19-30   | .633 | 3              | 21  | 24  | 2.2  | 23  | 2  | 9   | 15  | 0   | 3   | 91  | 8.3  |
| 03 YOUNG, Keena.....    | 8-6   | 197 24.6 | 24-47       | .511 | 0-1         | .000 | 6-7     | .857 | 13             | 25  | 38  | 4.8  | 13  | 0  | 8   | 13  | 7   | 5   | 54  | 6.8  |
| 52 JENSEN, Jared.....   | 11-8  | 242 22.0 | 30-55       | .545 | 0-0         | .000 | 10-14   | .714 | 17             | 31  | 48  | 4.4  | 30  | 0  | 7   | 16  | 5   | 6   | 70  | 6.4  |
| 43 DAWES, Derek.....    | 11-6  | 206 18.7 | 22-48       | .458 | 0-0         | .000 | 16-22   | .727 | 19             | 28  | 47  | 4.3  | 28  | 1  | 4   | 18  | 7   | 2   | 60  | 5.5  |
| 41 MEADS, Garner.....   | 6-2   | 102 17.0 | 10-25       | .400 | 0-1         | .000 | 7-12    | .583 | 8              | 14  | 22  | 3.7  | 15  | 0  | 1   | 9   | 3   | 3   | 27  | 4.5  |
| 02 ROSE, Mike.....      | 11-1  | 162 14.7 | 15-44       | .341 | 11-35       | .314 | 5-6     | .833 | 3              | 13  | 16  | 1.5  | 11  | 0  | 9   | 10  | 0   | 0   | 46  | 4.2  |
| 54 MILES, Chris.....    | 11-3  | 158 14.4 | 12-31       | .387 | 0-0         | .000 | 9-13    | .692 | 14             | 13  | 27  | 2.5  | 28  | 0  | 8   | 5   | 11  | 3   | 33  | 3.0  |
| 12 REICHNER, Brock....  | 5-1   | 78 15.6  | 4-8         | .500 | 3-4         | .750 | 3-6     | .500 | 1              | 9   | 10  | 2.0  | 7   | 1  | 4   | 4   | 0   | 5   | 14  | 2.8  |
| 20 BURGESS, Sam.....    | 10-0  | 79 7.9   | 8-21        | .381 | 4-7         | .571 | 1-2     | .500 | 4              | 5   | 9   | 0.9  | 9   | 0  | 5   | 9   | 0   | 4   | 21  | 2.1  |
| 10 NASHIF, Terry.....   | 10-1  | 96 9.6   | 5-21        | .238 | 3-13        | .231 | 0-0     | .000 | 1              | 6   | 7   | 0.7  | 7   | 0  | 17  | 9   | 0   | 3   | 13  | 1.3  |
| 44 PLAISTED, Trent....  | 2-0   | 5 2.5    | 0-0         | .000 | 0-0         | .000 | 0-0     | .000 | 0              | 1   | 1   | 0.5  | 1   | 0  | 0   | 0   | 0   | 0   | 0   | 0.0  |
| 04 BURGESS, Joshua..... | 2-0   | 3 1.5    | 0-1         | .000 | 0-1         | .000 | 0-0     | .000 | 0              | 0   | 0   | 0.0  | 0   | 0  | 0   | 0   | 0   | 0   | 0   | 0.0  |
| TEAM.....               |       |          |             |      |             |      |         |      |                | 20  | 15  | 35   | 3.2 | 0  |     | 6   |     |     |     |      |
| Total.....              | 11    | 2225     | 257-592     | .434 | 81-212      | .382 | 123-170 | .724 | 116            | 221 | 337 | 30.6 | 214 | 6  | 129 | 172 | 37  | 65  | 718 | 65.3 |
| Opponents.....          | 11    | 2225     | 293-601     | .488 | 69-187      | .369 | 161-233 | .691 | 125            | 239 | 364 | 33.1 | 160 | -  | 172 | 149 | 39  | 86  | 816 | 74.2 |

| TEAM STATISTICS         | BY      | OPP     | DATE      | OPPONENT             | W/L  | SCORE | ATTEND |
|-------------------------|---------|---------|-----------|----------------------|------|-------|--------|
| SCORING.....            | 718     | 816     | 12/01/04  | at Utah State        | L    | 57-71 | 9620   |
| Points per game.....    | 65.3    | 74.2    | 12/04/04  | at USC               | L    | 82-87 | 2163   |
| Scoring margin.....     | -8.9    | -       | 12-23-04  | at Weber State       | W    | 79-61 | 7043   |
| FIELD GOALS-ATT.....    | 257-592 | 293-601 | 01/04/05  | at Saint Mary's (CA) | L    | 51-72 | 2643   |
| Field goal pct.....     | .434    | .488    | *1-15-05  | at Colorado State    | L    | 67-74 | 3287   |
| 3 POINT FG-ATT.....     | 81-212  | 69-187  | *1-17-05  | at Wyoming Cowboys   | L    | 71-83 | 7360   |
| 3-point FG pct.....     | .382    | .369    | *02/05/05 | at UNLV              | W OT | 82-72 | 11591  |
| 3-pt FG made per game.. | 7.4     | 6.3     | *02-07-05 | at SAN DIEGO STATE   | L    | 58-66 | 6387   |
| FREE THROWS-ATT.....    | 123-170 | 161-233 | *02/19/05 | at New Mexico        | L    | 72-91 | 16087  |
| Free throw pct.....     | .724    | .691    | *2-21-05  | at Air Force         | L    | 39-70 | 4006   |
| REBOUNDS.....           | 337     | 364     | *02/26/05 | at Utah              | L    | 60-69 | 15014  |
| Rebounds per game.....  | 30.6    | 33.1    |           |                      |      |       |        |
| Rebounding margin.....  | -2.5    | -       |           |                      |      |       |        |
| ASSISTS.....            | 129     | 172     |           |                      |      |       |        |
| Assists per game.....   | 11.7    | 15.6    |           |                      |      |       |        |
| TURNOVERS.....          | 172     | 149     |           |                      |      |       |        |
| Turnovers per game..... | 15.6    | 13.5    |           |                      |      |       |        |
| Turnover margin.....    | -2.1    | -       |           |                      |      |       |        |
| Assist/turnover ratio.. | 0.8     | 1.2     |           |                      |      |       |        |
| STEALS.....             | 65      | 86      |           |                      |      |       |        |
| Steals per game.....    | 5.9     | 7.8     |           |                      |      |       |        |
| BLOCKS.....             | 37      | 39      |           |                      |      |       |        |
| Blocks per game.....    | 3.4     | 3.5     |           |                      |      |       |        |
| WINNING STREAK.....     | 0       | -       |           |                      |      |       |        |
| Home win streak.....    | 0       | -       |           |                      |      |       |        |
| ATTENDANCE.....         | 0       | 85201   |           |                      |      |       |        |
| Home games-Avg/Game.... | 0-0     | 11-7746 |           |                      |      |       |        |
| Neutral site-Avg/Game.. | -       | 0-0     |           |                      |      |       |        |

| SCORE BY PERIODS: | 1st | 2nd | OT | Total |
|-------------------|-----|-----|----|-------|
| BYU Cougars.....  | 316 | 383 | 19 | 718   |
| Opponents.....    | 389 | 418 | 9  | 816   |

**2004-05 BYU Season Stats**  
**BYU Cougars Combined Team Statistics (as of Mar 06, 2005)**  
**Home games**

|                             |                |              |              |                |
|-----------------------------|----------------|--------------|--------------|----------------|
| <b>RECORD :</b>             | <b>OVERALL</b> | <b>HOME</b>  | <b>AWAY</b>  | <b>NEUTRAL</b> |
| <b>ALL GAMES</b> .....      | <b>(6-8)</b>   | <b>(6-8)</b> | <b>(0-0)</b> | <b>(0-0)</b>   |
| <b>CONFERENCE</b> .....     | <b>(2-5)</b>   | <b>(2-5)</b> | <b>(0-0)</b> | <b>(0-0)</b>   |
| <b>NON-CONFERENCE</b> ..... | <b>(4-3)</b>   | <b>(4-3)</b> | <b>(0-0)</b> | <b>(0-0)</b>   |

| ## Player              | GP-GS | Min--Avg | ---TOTAL--- |      | ---3-PTS--- |       | FT-FTA  | Pct  | ----REBOUNDS---- |     |     |      | PF  | FO | A   | TO  | Blk | Stl | Pts | Avg  |
|------------------------|-------|----------|-------------|------|-------------|-------|---------|------|------------------|-----|-----|------|-----|----|-----|-----|-----|-----|-----|------|
|                        |       |          | FG-FGA      | Pct  | 3FG-FGA     | Pct   |         |      | Off              | Def | Tot | Avg  |     |    |     |     |     |     |     |      |
| 01 HALL, Mike.....     | 14-14 | 467 33.4 | 68-166      | .410 | 22-69       | .319  | 40-51   | .784 | 21               | 36  | 57  | 4.1  | 28  | 0  | 28  | 23  | 6   | 22  | 198 | 14.1 |
| 02 ROSE, Mike.....     | 14-3  | 329 23.5 | 48-104      | .462 | 37-80       | .463  | 14-22   | .636 | 3                | 25  | 28  | 2.0  | 23  | 0  | 18  | 14  | 1   | 10  | 147 | 10.5 |
| 13 AINGE, Austin.....  | 14-12 | 414 29.6 | 43-109      | .394 | 19-52       | .365  | 33-44   | .750 | 6                | 45  | 51  | 3.6  | 25  | 0  | 73  | 46  | 0   | 14  | 138 | 9.9  |
| 52 JENSEN, Jared.....  | 13-8  | 299 23.0 | 38-72       | .528 | 0-0         | .000  | 46-51   | .902 | 27               | 27  | 54  | 4.2  | 31  | 0  | 5   | 15  | 1   | 7   | 122 | 9.4  |
| 03 YOUNG, Keena.....   | 13-8  | 275 21.2 | 37-75       | .493 | 0-0         | .000  | 20-36   | .556 | 34               | 45  | 79  | 6.1  | 25  | 0  | 9   | 9   | 8   | 8   | 94  | 7.2  |
| 23 BALDERSON, Jimmy... | 12-8  | 218 18.2 | 26-62       | .419 | 13-33       | .394  | 7-12    | .583 | 7                | 23  | 30  | 2.5  | 18  | 1  | 10  | 19  | 0   | 7   | 72  | 6.0  |
| 41 MEADS, Garner.....  | 8-4   | 132 16.5 | 14-31       | .452 | 0-0         | .000  | 6-10    | .600 | 10               | 17  | 27  | 3.4  | 16  | 1  | 5   | 6   | 2   | 2   | 34  | 4.3  |
| 43 DAWES, Derek.....   | 13-7  | 220 16.9 | 18-47       | .383 | 0-0         | .000  | 16-28   | .571 | 19               | 38  | 57  | 4.4  | 29  | 2  | 5   | 15  | 14  | 3   | 52  | 4.0  |
| 54 MILES, Chris.....   | 13-3  | 204 15.7 | 16-48       | .333 | 0-0         | .000  | 6-9     | .667 | 10               | 20  | 30  | 2.3  | 23  | 0  | 10  | 12  | 18  | 2   | 38  | 2.9  |
| 10 NASHIF, Terry.....  | 12-2  | 124 10.3 | 8-25        | .320 | 5-15        | .333  | 4-6     | .667 | 0                | 18  | 18  | 1.5  | 6   | 0  | 18  | 11  | 0   | 6   | 25  | 2.1  |
| 20 BURGESS, Sam.....   | 12-1  | 73 6.1   | 6-25        | .240 | 4-14        | .286  | 8-9     | .889 | 4                | 5   | 9   | 0.8  | 18  | 0  | 5   | 7   | 0   | 5   | 24  | 2.0  |
| 12 REICHNER, Brock.... | 5-0   | 33 6.6   | 4-11        | .364 | 2-6         | .333  | 0-2     | .000 | 1                | 2   | 3   | 0.6  | 3   | 0  | 2   | 1   | 0   | 1   | 10  | 2.0  |
| 04 BURGESS, Joshua.... | 3-0   | 10 3.3   | 1-2         | .500 | 1-1         | 1.000 | 0-0     | .000 | 1                | 1   | 2   | 0.7  | 0   | 0  | 1   | 0   | 0   | 0   | 3   | 1.0  |
| 34 BURGESS, David..... | 1-0   | 2 2.0    | 0-0         | .000 | 0-0         | .000  | 0-0     | .000 | 0                | 0   | 0   | 0.0  | 0   | 0  | 0   | 0   | 0   | 0   | 0   | 0.0  |
| TEAM.....              |       |          |             |      |             |       |         |      |                  | 25  | 20  | 45   | 3.2 | 0  |     | 0   |     |     |     |      |
| -----                  |       |          |             |      |             |       |         |      |                  |     |     |      |     |    |     |     |     |     |     |      |
| Total.....             | 14    | 2800     | 327-777     | .421 | 103-270     | .381  | 200-280 | .714 | 168              | 322 | 490 | 35.0 | 245 | 4  | 189 | 178 | 50  | 87  | 957 | 68.4 |
| Opponents.....         | 14    | 2800     | 335-779     | .430 | 86-246      | .350  | 160-237 | .675 | 175              | 329 | 504 | 36.0 | 263 | -  | 183 | 209 | 50  | 90  | 916 | 65.4 |

| TEAM STATISTICS         | BY       | OPP     | DATE      | OPPONENT                 | W/L | SCORE  | ATTEND |
|-------------------------|----------|---------|-----------|--------------------------|-----|--------|--------|
| SCORING.....            | 957      | 916     | 11/27/04  | CALIFORNIA               | L   | 64-67  | 9857   |
| Points per game.....    | 68.4     | 65.4    | 12/08/04  | BOISE STATE UNIVERSITY   | W   | 90-77  | 8619   |
| Scoring margin.....     | +2.9     | -       | 12/18/04  | UTAH STATE               | L   | 62-84  | 11610  |
| FIELD GOALS-ATT.....    | 327-777  | 335-779 | 12/21/04  | NORTH CAROLINA STATE     | L   | 61-72  | 9390   |
| Field goal pct.....     | .421     | .430    | 12/28/04  | SOUTHERN UTAH UNIVERSITY | W   | 77-52  | 10239  |
| 3 POINT FG-ATT.....     | 103-270  | 86-246  | 12/31/04  | SANTA CLARA              | W   | 87-74  | 9534   |
| 3-point FG pct.....     | .381     | .350    | *01/08/05 | SAN DIEGO STATE          | L   | 57-59  | 12633  |
| 3-pt FG made per game.. | 7.4      | 6.1     | 01/11/05  | MONTANA STATE-BILLINGS   | W   | 110-70 | 9506   |
| FREE THROWS-ATT.....    | 200-280  | 160-237 | *01/22/05 | AIR FORCE                | L   | 49-52  | 10041  |
| Free throw pct.....     | .714     | .675    | *01/24/05 | NEW MEXICO               | W   | 68-53  | 12161  |
| REBOUNDS.....           | 490      | 504     | *01/31/05 | UNIVERSITY OF UTAH       | L   | 58-72  | 14072  |
| Rebounds per game.....  | 35.0     | 36.0    | *02/12/05 | WYOMING                  | L   | 58-59  | 10996  |
| Rebounding margin.....  | -1.0     | -       | *02/14/05 | COLORADO STATE           | W   | 50-49  | 8481   |
| ASSISTS.....            | 189      | 183     | *03/05/05 | UNLV                     | L   | 66-76  | 11721  |
| Assists per game.....   | 13.5     | 13.1    |           |                          |     |        |        |
| TURNOVERS.....          | 178      | 209     |           |                          |     |        |        |
| Turnovers per game..... | 12.7     | 14.9    |           |                          |     |        |        |
| Turnover margin.....    | +2.2     | -       |           |                          |     |        |        |
| Assist/turnover ratio.. | 1.1      | 0.9     |           |                          |     |        |        |
| STEALS.....             | 87       | 90      |           |                          |     |        |        |
| Steals per game.....    | 6.2      | 6.4     |           |                          |     |        |        |
| BLOCKS.....             | 50       | 50      |           |                          |     |        |        |
| Blocks per game.....    | 3.6      | 3.6     |           |                          |     |        |        |
| WINNING STREAK.....     | 0        | -       |           |                          |     |        |        |
| Home win streak.....    | 0        | -       |           |                          |     |        |        |
| ATTENDANCE.....         | 148860   | 0       |           |                          |     |        |        |
| Home games-Avg/Game.... | 14-10633 | 0-0     |           |                          |     |        |        |
| Neutral site-Avg/Game.. | -        | 0-0     |           |                          |     |        |        |

| SCORE BY PERIODS: | 1st | 2nd | Total |
|-------------------|-----|-----|-------|
| BYU Cougars.....  | 442 | 515 | - 957 |
| Opponents.....    | 416 | 500 | - 916 |

2004-05 BYU Season Stats  
 BYU Cougars Combined Team Statistics (as of Feb 15, 2005)  
 Games won

|                             |                |              |              |                |
|-----------------------------|----------------|--------------|--------------|----------------|
| <b>RECORD :</b>             | <b>OVERALL</b> | <b>HOME</b>  | <b>AWAY</b>  | <b>NEUTRAL</b> |
| <b>ALL GAMES</b> .....      | <b>(9-0)</b>   | <b>(6-0)</b> | <b>(2-0)</b> | <b>(1-0)</b>   |
| <b>CONFERENCE</b> .....     | <b>(3-0)</b>   | <b>(2-0)</b> | <b>(1-0)</b> | <b>(0-0)</b>   |
| <b>NON-CONFERENCE</b> ..... | <b>(6-0)</b>   | <b>(4-0)</b> | <b>(1-0)</b> | <b>(1-0)</b>   |

| ## Player              | GP-GS | Min--Avg | ---TOTAL--- |       | ---3-PTS--- |       | FT-FTA  | Pct  | ---REBOUNDS--- |     |     |      | PF  | FO | A   | TO  | Blk | Stl | Pts | Avg  |
|------------------------|-------|----------|-------------|-------|-------------|-------|---------|------|----------------|-----|-----|------|-----|----|-----|-----|-----|-----|-----|------|
|                        |       |          | FG-FGA      | Pct   | 3FG-FGA     | Pct   |         |      | Off            | Def | Tot | Avg  |     |    |     |     |     |     |     |      |
| 01 HALL, Mike.....     | 9-9   | 316 35.1 | 50-100      | .500  | 16-41       | .390  | 26-33   | .788 | 15             | 24  | 39  | 4.3  | 12  | 0  | 25  | 17  | 1   | 19  | 142 | 15.8 |
| 52 JENSEN, Jared.....  | 8-6   | 180 22.5 | 33-51       | .647  | 0-0         | .000  | 26-30   | .867 | 18             | 17  | 35  | 4.4  | 22  | 0  | 6   | 12  | 0   | 4   | 92  | 11.5 |
| 02 ROSE, Mike.....     | 9-3   | 181 20.1 | 33-60       | .550  | 25-47       | .532  | 11-16   | .688 | 2              | 13  | 15  | 1.7  | 5   | 0  | 14  | 6   | 1   | 4   | 102 | 11.3 |
| 13 AINGE, Austin.....  | 9-7   | 266 29.6 | 28-70       | .400  | 13-35       | .371  | 18-22   | .818 | 4              | 34  | 38  | 4.2  | 20  | 0  | 48  | 27  | 0   | 11  | 87  | 9.7  |
| 03 YOUNG, Keena.....   | 9-7   | 231 25.7 | 34-63       | .540  | 0-0         | .000  | 17-24   | .708 | 21             | 29  | 50  | 5.6  | 19  | 0  | 5   | 8   | 7   | 8   | 85  | 9.4  |
| 43 DAWES, Derek.....   | 8-5   | 172 21.5 | 21-41       | .512  | 0-0         | .000  | 18-29   | .621 | 10             | 37  | 47  | 5.9  | 22  | 1  | 7   | 11  | 11  | 3   | 60  | 7.5  |
| 23 BALDERSON, Jimmy... | 8-4   | 135 16.9 | 18-44       | .409  | 9-22        | .409  | 9-14    | .643 | 2              | 19  | 21  | 2.6  | 5   | 0  | 8   | 9   | 0   | 2   | 54  | 6.8  |
| 41 MEADS, Garner.....  | 5-2   | 68 13.6  | 7-14        | .500  | 0-1         | .000  | 7-8     | .875 | 4              | 16  | 20  | 4.0  | 10  | 0  | 4   | 5   | 1   | 0   | 21  | 4.2  |
| 54 MILES, Chris.....   | 9-0   | 97 10.8  | 10-25       | .400  | 0-0         | .000  | 8-9     | .889 | 5              | 8   | 13  | 1.4  | 15  | 0  | 9   | 7   | 11  | 2   | 28  | 3.1  |
| 20 BURGESS, Sam.....   | 7-0   | 70 10.0  | 5-21        | .238  | 4-11        | .364  | 5-6     | .833 | 3              | 6   | 9   | 1.3  | 14  | 0  | 6   | 6   | 3   | 5   | 19  | 2.7  |
| 10 NASHIF, Terry.....  | 8-2   | 80 10.0  | 6-13        | .462  | 2-5         | .400  | 4-6     | .667 | 0              | 12  | 12  | 1.5  | 2   | 0  | 10  | 5   | 1   | 6   | 18  | 2.3  |
| 05 REISMAN, Joshua.... | 1-0   | 5 5.0    | 1-1         | 1.000 | 0-0         | .000  | 0-0     | .000 | 0              | 0   | 0   | 0.0  | 2   | 0  | 0   | 1   | 0   | 0   | 2   | 2.0  |
| 12 REICHNER, Brock.... | 4-0   | 12 3.0   | 3-5         | .600  | 1-2         | .500  | 0-2     | .000 | 1              | 2   | 3   | 0.8  | 2   | 0  | 1   | 1   | 0   | 0   | 7   | 1.8  |
| 04 BURGESS, Joshua.... | 2-0   | 9 4.5    | 1-2         | .500  | 1-1         | 1.000 | 0-0     | .000 | 0              | 1   | 1   | 0.5  | 0   | 0  | 1   | 0   | 0   | 0   | 3   | 1.5  |
| 44 PLAISTED, Trent.... | 1-0   | 3 3.0    | 0-1         | .000  | 0-0         | .000  | 0-0     | .000 | 0              | 0   | 0   | 0.0  | 0   | 0  | 0   | 0   | 0   | 0   | 0   | 0.0  |
| TEAM.....              |       |          |             |       |             |       |         |      |                | 10  | 11  | 21   | 2.3 | 0  |     | 2   |     |     |     |      |
| Total.....             | 9     | 1825     | 250-511     | .489  | 71-165      | .430  | 149-199 | .749 | 95             | 229 | 324 | 36.0 | 150 | 1  | 144 | 117 | 36  | 64  | 720 | 80.0 |
| Opponents.....         | 9     | 1825     | 201-532     | .378  | 63-185      | .341  | 99-141  | .702 | 129            | 192 | 321 | 35.7 | 178 | -  | 114 | 153 | 31  | 49  | 564 | 62.7 |

| TEAM STATISTICS         | BY      | OPP     | DATE      | OPPONENT                 | W/L  | SCORE  | ATTEND |
|-------------------------|---------|---------|-----------|--------------------------|------|--------|--------|
| SCORING.....            | 720     | 564     | 11-24-04  | vs Chaminade             | W    | 77-56  | 2500   |
| Points per game.....    | 80.0    | 62.7    | 12/08/04  | BOISE STATE UNIVERSITY   | W    | 90-77  | 8619   |
| Scoring margin.....     | +17.3   | -       | 12-23-04  | at Weber State           | W    | 79-61  | 7043   |
| FIELD GOALS-ATT.....    | 250-511 | 201-532 | 12/28/04  | SOUTHERN UTAH UNIVERSITY | W    | 77-52  | 10239  |
| Field goal pct.....     | .489    | .378    | 12/31/04  | SANTA CLARA              | W    | 87-74  | 9534   |
| 3 POINT FG-ATT.....     | 71-165  | 63-185  | 01/11/05  | MONTANA STATE-BILLINGS   | W    | 110-70 | 9506   |
| 3-point FG pct.....     | .430    | .341    | *01/24/05 | NEW MEXICO               | W    | 68-53  | 12161  |
| 3-pt FG made per game.. | 7.9     | 7.0     | *02/05/05 | at UNLV                  | W OT | 82-72  | 11591  |
| FREE THROWS-ATT.....    | 149-199 | 99-141  | *02/14/05 | COLORADO STATE           | W    | 50-49  | 8481   |
| Free throw pct.....     | .749    | .702    |           |                          |      |        |        |
| REBOUNDS.....           | 324     | 321     |           |                          |      |        |        |
| Rebounds per game.....  | 36.0    | 35.7    |           |                          |      |        |        |
| Rebounding margin.....  | +0.3    | -       |           |                          |      |        |        |
| ASSISTS.....            | 144     | 114     |           |                          |      |        |        |
| Assists per game.....   | 16.0    | 12.7    |           |                          |      |        |        |
| TURNOVERS.....          | 117     | 153     |           |                          |      |        |        |
| Turnovers per game..... | 13.0    | 17.0    |           |                          |      |        |        |
| Turnover margin.....    | +4.0    | -       |           |                          |      |        |        |
| Assist/turnover ratio.. | 1.2     | 0.7     |           |                          |      |        |        |
| STEALS.....             | 64      | 49      |           |                          |      |        |        |
| Steals per game.....    | 7.1     | 5.4     |           |                          |      |        |        |
| BLOCKS.....             | 36      | 31      |           |                          |      |        |        |
| Blocks per game.....    | 4.0     | 3.4     |           |                          |      |        |        |
| WINNING STREAK.....     | 9       | -       |           |                          |      |        |        |
| Home win streak.....    | 6       | -       |           |                          |      |        |        |
| ATTENDANCE.....         | 58540   | 21134   |           |                          |      |        |        |
| Home games-Avg/Game...  | 6-9757  | 2-9317  |           |                          |      |        |        |
| Neutral site-Avg/Game.. | -       | 1-2500  |           |                          |      |        |        |

| SCORE BY PERIODS: | 1st | 2nd | OT | Total |
|-------------------|-----|-----|----|-------|
| BYU Cougars.....  | 316 | 385 | 19 | 720   |
| Opponents.....    | 241 | 314 | 9  | 564   |

**2004-05 BYU Season Stats**  
**BYU Cougars Combined Team Statistics (as of Mar 06, 2005)**  
**Games lost**

|                            |                |              |              |                |
|----------------------------|----------------|--------------|--------------|----------------|
| <b>RECORD :</b>            | <b>OVERALL</b> | <b>HOME</b>  | <b>AWAY</b>  | <b>NEUTRAL</b> |
| <b>ALL GAMES.....</b>      | <b>(0-20)</b>  | <b>(0-8)</b> | <b>(0-9)</b> | <b>(0-3)</b>   |
| <b>CONFERENCE.....</b>     | <b>(0-11)</b>  | <b>(0-5)</b> | <b>(0-6)</b> | <b>(0-0)</b>   |
| <b>NON-CONFERENCE.....</b> | <b>(0-9)</b>   | <b>(0-3)</b> | <b>(0-3)</b> | <b>(0-3)</b>   |

| ## Player              | GP-GS | Min--Avg | ---TOTAL--- |      | ---3-PTS--- |      | FT-FTA  | Pct   | ----REBOUNDS---- |     |     |      | PF  | FO | A   | TO  | Blk | Stl | Pts  | Avg  |
|------------------------|-------|----------|-------------|------|-------------|------|---------|-------|------------------|-----|-----|------|-----|----|-----|-----|-----|-----|------|------|
|                        |       |          | FG-FGA      | Pct  | 3FG-FGA     | Pct  |         |       | Off              | Def | Tot | Avg  |     |    |     |     |     |     |      |      |
| 01 HALL, Mike.....     | 20-20 | 663 33.2 | 89-246      | .362 | 37-112      | .330 | 46-60   | .767  | 20               | 43  | 63  | 3.2  | 47  | 1  | 32  | 35  | 9   | 26  | 261  | 13.1 |
| 13 AINGE, Austin.....  | 20-15 | 537 26.9 | 67-150      | .447 | 25-74       | .338 | 34-44   | .773  | 7                | 38  | 45  | 2.3  | 33  | 1  | 69  | 69  | 1   | 20  | 193  | 9.7  |
| 23 BALDERSON, Jimmy... | 16-11 | 301 18.8 | 34-86       | .395 | 24-56       | .429 | 17-28   | .607  | 8                | 25  | 33  | 2.1  | 36  | 3  | 11  | 27  | 0   | 8   | 109  | 6.8  |
| 52 JENSEN, Jared.....  | 20-14 | 442 22.1 | 48-96       | .500 | 0-0         | .000 | 39-47   | .830  | 31               | 46  | 77  | 3.9  | 49  | 0  | 7   | 26  | 6   | 12  | 135  | 6.8  |
| 02 ROSE, Mike.....     | 20-4  | 389 19.5 | 42-118      | .356 | 30-90       | .333 | 10-16   | .625  | 4                | 30  | 34  | 1.7  | 32  | 0  | 17  | 25  | 0   | 9   | 124  | 6.2  |
| 03 YOUNG, Keena.....   | 16-8  | 324 20.3 | 40-86       | .465 | 0-3         | .000 | 14-27   | .519  | 35               | 55  | 90  | 5.6  | 22  | 0  | 12  | 15  | 10  | 7   | 94   | 5.9  |
| 41 MEADS, Garner.....  | 12-7  | 238 19.8 | 21-57       | .368 | 0-0         | .000 | 11-19   | .579  | 20               | 33  | 53  | 4.4  | 30  | 1  | 5   | 19  | 6   | 7   | 53   | 4.4  |
| 43 DAWES, Derek.....   | 20-8  | 317 15.9 | 26-66       | .394 | 0-0         | .000 | 21-32   | .656  | 34               | 46  | 80  | 4.0  | 41  | 2  | 4   | 27  | 13  | 3   | 73   | 3.7  |
| 54 MILES, Chris.....   | 18-6  | 282 15.7 | 19-56       | .339 | 0-0         | .000 | 9-15    | .600  | 23               | 28  | 51  | 2.8  | 38  | 0  | 10  | 12  | 19  | 3   | 47   | 2.6  |
| 12 REICHNER, Brock.... | 7-1   | 100 14.3 | 5-14        | .357 | 4-8         | .500 | 3-6     | .500  | 1                | 9   | 10  | 1.4  | 8   | 1  | 5   | 5   | 0   | 6   | 17   | 2.4  |
| 20 BURGESS, Sam.....   | 19-1  | 135 7.1  | 14-46       | .304 | 6-20        | .300 | 4-5     | .800  | 6                | 8   | 14  | 0.7  | 22  | 0  | 5   | 15  | 0   | 6   | 38   | 2.0  |
| 10 NASHIF, Terry.....  | 18-5  | 220 12.2 | 12-49       | .245 | 8-32        | .250 | 2-2     | 1.000 | 1                | 18  | 19  | 1.1  | 19  | 0  | 35  | 27  | 0   | 6   | 34   | 1.9  |
| 44 PLAISTED, Trent.... | 4-0   | 41 10.3  | 0-2         | .000 | 0-0         | .000 | 3-6     | .500  | 2                | 6   | 8   | 2.0  | 2   | 0  | 1   | 2   | 0   | 0   | 3    | 0.8  |
| 04 BURGESS, Joshua.... | 3-0   | 4 1.3    | 0-1         | .000 | 0-1         | .000 | 0-0     | .000  | 1                | 0   | 1   | 0.3  | 0   | 0  | 0   | 0   | 0   | 0   | 0    | 0.0  |
| 34 BURGESS, David..... | 2-0   | 7 3.5    | 0-1         | .000 | 0-0         | .000 | 0-0     | .000  | 0                | 0   | 0   | 0.0  | 2   | 0  | 0   | 0   | 0   | 1   | 0    | 0.0  |
| TEAM.....              |       |          |             |      |             |      |         |       |                  | 40  | 33  | 73   | 3.7 | 0  |     | 4   |     |     |      |      |
| Total.....             | 20    | 4000     | 417-1074    | .388 | 134-396     | .338 | 213-307 | .694  | 233              | 418 | 651 | 32.5 | 381 | 9  | 213 | 308 | 64  | 114 | 1181 | 59.0 |
| Opponents.....         | 20    | 4000     | 516-1074    | .480 | 118-327     | .361 | 271-401 | .676  | 215              | 474 | 689 | 34.5 | 312 | -  | 298 | 264 | 69  | 163 | 1421 | 71.1 |

| TEAM STATISTICS         | BY       | OPP      | DATE      | OPPONENT                       | W/L | SCORE | ATTEND |
|-------------------------|----------|----------|-----------|--------------------------------|-----|-------|--------|
| SCORING.....            | 1181     | 1421     | 11-22-04  | vs North Carolina              | L   | 50-86 | 2500   |
| Points per game.....    | 59.0     | 71.1     | 11-23-04  | vs Stanford                    | L   | 53-62 | 2500   |
| Scoring margin.....     | -12.0    | -        | 11/27/04  | CALIFORNIA                     | L   | 64-67 | 9857   |
| FIELD GOALS-ATT.....    | 417-1074 | 516-1074 | 12/01/04  | at Utah State                  | L   | 57-71 | 9620   |
| Field goal pct.....     | .388     | .480     | 12/04/04  | at USC                         | L   | 82-87 | 2163   |
| 3 POINT FG-ATT.....     | 134-396  | 118-327  | 12/11/04  | vs Washington State University | L   | 46-49 | 10283  |
| 3-point FG pct.....     | .338     | .361     | 12/18/04  | UTAH STATE                     | L   | 62-84 | 11610  |
| 3-pt FG made per game.. | 6.7      | 5.9      | 12/21/04  | NORTH CAROLINA STATE           | L   | 61-72 | 9390   |
| FREE THROWS-ATT.....    | 213-307  | 271-401  | 01/04/05  | at Saint Mary's (CA)           | L   | 51-72 | 2643   |
| Free throw pct.....     | .694     | .676     | *01/08/05 | SAN DIEGO STATE                | L   | 57-59 | 12633  |
| REBOUNDS.....           | 651      | 689      | *1-15-05  | at Colorado State              | L   | 67-74 | 3287   |
| Rebounds per game.....  | 32.5     | 34.5     | *1-17-05  | at Wyoming Cowboys             | L   | 71-83 | 7360   |
| Rebounding margin.....  | -1.9     | -        | *01/22/05 | AIR FORCE                      | L   | 49-52 | 10041  |
| ASSISTS.....            | 213      | 298      | *01/31/05 | UNIVERSITY OF UTAH             | L   | 58-72 | 14072  |
| Assists per game.....   | 10.7     | 14.9     | *02-07-05 | at SAN DIEGO STATE             | L   | 58-66 | 6387   |
| TURNOVERS.....          | 308      | 264      | *02/12/05 | WYOMING                        | L   | 58-59 | 10996  |
| Turnovers per game....  | 15.4     | 13.2     | *02/19/05 | at New Mexico                  | L   | 72-91 | 16087  |
| Turnover margin.....    | -2.2     | -        | *2-21-05  | at Air Force                   | L   | 39-70 | 4006   |
| Assist/turnover ratio.. | 0.7      | 1.1      | *02/26/05 | at Utah                        | L   | 60-69 | 15014  |
| STEALS.....             | 114      | 163      | *03/05/05 | UNLV                           | L   | 66-76 | 11721  |
| Steals per game.....    | 5.7      | 8.2      |           |                                |     |       |        |
| BLOCKS.....             | 64       | 69       |           |                                |     |       |        |
| Blocks per game.....    | 3.2      | 3.5      |           |                                |     |       |        |
| WINNING STREAK.....     | 0        | -        |           |                                |     |       |        |
| Home win streak.....    | 0        | -        |           |                                |     |       |        |
| ATTENDANCE.....         | 90320    | 81850    |           |                                |     |       |        |
| Home games-Avg/Game...  | 8-11290  | 9-7396   |           |                                |     |       |        |
| Neutral site-Avg/Game.. | -        | 3-5094   |           |                                |     |       |        |

| SCORE BY PERIODS: | 1st | 2nd | Total  |
|-------------------|-----|-----|--------|
| BYU Cougars.....  | 543 | 638 | - 1181 |
| Opponents.....    | 679 | 742 | - 1421 |

2004-05 BYU Season Stats  
 BYU Cougars Team Game-by-Game (as of Mar 06, 2005)  
 All games

TEAM STATISTICS

| Opponent              | Date     | Score  | W/L | ---TOTAL--- |      | --3-PTRS-- |      | ---FT-FTA--- |       | ----REBOUNDS---- |     |      |      | PF  | A   | TO  | Blk | Stl | Pts  | ---Avg |
|-----------------------|----------|--------|-----|-------------|------|------------|------|--------------|-------|------------------|-----|------|------|-----|-----|-----|-----|-----|------|--------|
|                       |          |        |     | FG-FGA      | Pct  | 3FG-FGA    | Pct  | FT-FTA       | Pct   | Off              | Def | Tot  | Avg  |     |     |     |     |     |      |        |
| vs North Carolina     | 11-22-04 | 50-86  | L   | 18-57       | .316 | 6-23       | .261 | 8-14         | .571  | 15               | 28  | 43   | 43.0 | 21  | 8   | 27  | 4   | 7   | 50   | 50.0   |
| vs Stanford           | 11-23-04 | 53-62  | L   | 17-48       | .354 | 4-16       | .250 | 15-23        | .652  | 11               | 27  | 38   | 40.5 | 20  | 4   | 19  | 1   | 3   | 53   | 51.5   |
| vs Chaminade          | 11-24-04 | 77-56  | W   | 31-63       | .492 | 5-15       | .333 | 10-10        | 1.000 | 12               | 24  | 36   | 39.0 | 17  | 16  | 15  | 5   | 10  | 77   | 60.0   |
| CALIFORNIA            | 11/27/04 | 64-67  | L   | 21-64       | .328 | 6-21       | .286 | 16-19        | .842  | 19               | 20  | 39   | 39.0 | 19  | 12  | 8   | 5   | 6   | 64   | 61.0   |
| at Utah State         | 12/01/04 | 57-71  | L   | 22-53       | .415 | 8-21       | .381 | 5-8          | .625  | 11               | 19  | 30   | 37.2 | 17  | 10  | 15  | 5   | 7   | 57   | 60.2   |
| at USC                | 12/04/04 | 82-87  | L   | 26-55       | .473 | 13-25      | .520 | 17-26        | .654  | 14               | 26  | 40   | 37.7 | 19  | 18  | 21  | 1   | 5   | 82   | 63.8   |
| BOISE STATE UNIVERSIT | 12/08/04 | 90-77  | W   | 28-57       | .491 | 11-21      | .524 | 23-31        | .742  | 8                | 35  | 43   | 38.4 | 16  | 15  | 15  | 4   | 5   | 90   | 67.6   |
| vs Washington State U | 12/11/04 | 46-49  | L   | 17-48       | .354 | 6-25       | .240 | 6-9          | .667  | 6                | 25  | 31   | 37.5 | 14  | 11  | 14  | 3   | 6   | 46   | 64.9   |
| UTAH STATE            | 12/18/04 | 62-84  | L   | 23-58       | .397 | 7-19       | .368 | 9-14         | .643  | 11               | 18  | 29   | 36.6 | 22  | 10  | 13  | 7   | 6   | 62   | 64.6   |
| NORTH CAROLINA STATE  | 12/21/04 | 61-72  | L   | 21-55       | .382 | 5-16       | .313 | 14-15        | .933  | 7                | 25  | 32   | 36.1 | 18  | 16  | 13  | 1   | 6   | 61   | 64.2   |
| at Weber State        | 12-23-04 | 79-61  | W   | 32-53       | .604 | 6-11       | .545 | 9-9          | 1.000 | 7                | 20  | 27   | 35.3 | 19  | 15  | 8   | 3   | 6   | 79   | 65.5   |
| SOUTHERN UTAH UNIVERS | 12/28/04 | 77-52  | W   | 27-54       | .500 | 12-21      | .571 | 11-19        | .579  | 11               | 22  | 33   | 35.1 | 15  | 18  | 11  | 3   | 6   | 77   | 66.5   |
| SANTA CLARA           | 12/31/04 | 87-74  | W   | 24-46       | .522 | 6-17       | .353 | 33-36        | .917  | 5                | 25  | 30   | 34.7 | 20  | 19  | 13  | 5   | 4   | 87   | 68.1   |
| at Saint Mary's (CA)  | 01/04/05 | 51-72  | L   | 21-51       | .412 | 6-13       | .462 | 3-3          | 1.000 | 7                | 25  | 32   | 34.5 | 19  | 8   | 25  | 3   | 4   | 51   | 66.9   |
| SAN DIEGO STATE       | 01/08/05 | 57-59  | L   | 20-57       | .351 | 3-19       | .158 | 14-17        | .824  | 18               | 29  | 47   | 35.3 | 13  | 8   | 17  | 1   | 5   | 57   | 66.2   |
| MONTANA STATE-BILLING | 01/11/05 | 110-70 | W   | 40-73       | .548 | 10-16      | .625 | 20-30        | .667  | 16               | 31  | 47   | 36.1 | 16  | 23  | 13  | 4   | 12  | 110  | 68.9   |
| at Colorado State     | 1-15-05  | 67-74  | L   | 24-69       | .348 | 8-30       | .267 | 11-13        | .846  | 17               | 18  | 35   | 36.0 | 29  | 14  | 10  | 2   | 6   | 67   | 68.8   |
| at Wyoming Cowboys    | 1-17-05  | 71-83  | L   | 23-61       | .377 | 4-18       | .222 | 21-27        | .778  | 14               | 24  | 38   | 36.1 | 17  | 7   | 14  | 5   | 6   | 71   | 68.9   |
| AIR FORCE             | 01/22/05 | 49-52  | L   | 20-42       | .476 | 6-15       | .400 | 3-8          | .375  | 7                | 21  | 28   | 35.7 | 12  | 11  | 15  | 4   | 2   | 49   | 67.9   |
| NEW MEXICO            | 01/24/05 | 68-53  | W   | 26-58       | .448 | 6-23       | .261 | 10-14        | .714  | 11               | 29  | 40   | 35.9 | 16  | 18  | 10  | 5   | 6   | 68   | 67.9   |
| UNIVERSITY OF UTAH    | 01/31/05 | 58-72  | L   | 19-44       | .432 | 5-11       | .455 | 15-23        | .652  | 9                | 11  | 20   | 35.1 | 22  | 10  | 12  | 4   | 8   | 58   | 67.4   |
| at UNLV               | 02/05/05 | 82-72  | Wot | 24-59       | .407 | 9-24       | .375 | 25-33        | .758  | 12               | 26  | 38   | 35.3 | 16  | 11  | 18  | 3   | 7   | 82   | 68.1   |
| at SAN DIEGO STATE    | 02-07-05 | 58-66  | L   | 21-46       | .457 | 8-20       | .400 | 8-14         | .571  | 7                | 17  | 24   | 34.8 | 16  | 11  | 14  | 5   | 3   | 58   | 67.7   |
| WYOMING               | 02/12/05 | 58-59  | L   | 18-60       | .300 | 8-26       | .308 | 14-23        | .609  | 17               | 25  | 42   | 35.1 | 23  | 8   | 11  | 1   | 6   | 58   | 67.2   |
| COLORADO STATE        | 02/14/05 | 50-49  | W   | 18-48       | .375 | 6-17       | .353 | 8-17         | .471  | 13               | 17  | 30   | 34.9 | 15  | 9   | 14  | 4   | 8   | 50   | 66.6   |
| at New Mexico         | 02/19/05 | 72-91  | L   | 27-49       | .551 | 6-16       | .375 | 12-19        | .632  | 11               | 14  | 25   | 34.5 | 21  | 17  | 17  | 3   | 9   | 72   | 66.8   |
| at Air Force          | 2-21-05  | 39-70  | L   | 14-50       | .280 | 6-22       | .273 | 5-8          | .625  | 11               | 13  | 24   | 34.1 | 13  | 5   | 17  | 2   | 4   | 39   | 65.7   |
| at Utah               | 02/26/05 | 60-69  | L   | 23-46       | .500 | 7-12       | .583 | 7-10         | .700  | 5                | 19  | 24   | 33.8 | 28  | 13  | 13  | 5   | 8   | 60   | 65.5   |
| UNLV                  | 03/05/05 | 66-76  | L   | 22-61       | .361 | 12-28      | .429 | 10-14        | .714  | 16               | 14  | 30   | 33.6 | 18  | 12  | 13  | 2   | 7   | 66   | 65.6   |
| BYU Cougars           |          | 1901   |     | 667-1585    | .421 | 205-561    | .365 | 362-506      | .715  | 328              | 647 | 975  | 33.6 | 531 | 357 | 425 | 100 | 178 | 1901 | 65.6   |
| Opponents             |          | 1985   |     | 717-1606    | .446 | 181-512    | .354 | 370-542      | .683  | 344              | 666 | 1010 | 34.8 | 490 | 412 | 417 | 100 | 212 | 1985 | 68.4   |

Games played: 29  
 Points/game: 65.6  
 FG Pct: 42.1  
 3FG Pct: 36.5  
 FT Pct: 71.5

Rebounds/game: 33.6  
 Assists/game: 12.3  
 Turnovers/game: 14.7  
 Assist/turnover ratio: 0.8  
 Steals/game: 6.1  
 Blocks/game: 3.4



2004-05 BYU Season Stats  
 BYU Cougars Opponent Game-by-Game (as of Mar 06, 2005)  
 All games

OPPONENT STATISTICS

| Opponent              | Date     | Score  | W/L | ---TOTAL--- |      | --3-PTRS-- |      | ---FT-FTA--- |      | ----REBOUNDS---- |     |      |      | PF  | A   | TO  | Blk | Stl | Pts---Avg |      |
|-----------------------|----------|--------|-----|-------------|------|------------|------|--------------|------|------------------|-----|------|------|-----|-----|-----|-----|-----|-----------|------|
|                       |          |        |     | FG-FGA      | Pct  | 3FG-FGA    | Pct  | FT-FTA       | Pct  | Off              | Def | Tot  | Avg  |     |     |     |     |     |           |      |
| vs North Carolina     | 11-22-04 | 50-86  | L   | 30-69       | .435 | 8-26       | .308 | 18-23        | .783 | 14               | 28  | 42   | 42.0 | 17  | 19  | 12  | 1   | 15  | 86        | 86.0 |
| vs Stanford           | 11-23-04 | 53-62  | L   | 21-55       | .382 | 2-11       | .182 | 18-25        | .720 | 11               | 23  | 34   | 38.0 | 23  | 13  | 11  | 4   | 7   | 62        | 74.0 |
| vs Chaminade          | 11-24-04 | 77-56  | W   | 22-53       | .415 | 6-23       | .261 | 6-13         | .462 | 9                | 21  | 30   | 35.3 | 16  | 12  | 21  | 4   | 8   | 56        | 68.0 |
| CALIFORNIA            | 11/27/04 | 64-67  | L   | 26-58       | .448 | 3-9        | .333 | 12-22        | .545 | 18               | 27  | 45   | 37.8 | 17  | 6   | 14  | 5   | 4   | 67        | 67.8 |
| at Utah State         | 12/01/04 | 57-71  | L   | 25-54       | .463 | 3-17       | .176 | 18-23        | .783 | 12               | 21  | 33   | 36.8 | 11  | 13  | 9   | 4   | 8   | 71        | 68.4 |
| at USC                | 12/04/04 | 82-87  | L   | 32-67       | .478 | 11-25      | .440 | 12-17        | .706 | 10               | 20  | 30   | 35.7 | 19  | 21  | 11  | 2   | 10  | 87        | 71.5 |
| BOISE STATE UNIVERSIT | 12/08/04 | 90-77  | W   | 30-74       | .405 | 10-28      | .357 | 7-13         | .538 | 14               | 25  | 39   | 36.1 | 22  | 17  | 14  | 3   | 2   | 77        | 72.3 |
| vs Washington State U | 12/11/04 | 46-49  | L   | 16-49       | .327 | 10-19      | .526 | 7-11         | .636 | 10               | 26  | 36   | 36.1 | 11  | 13  | 15  | 2   | 6   | 49        | 69.4 |
| UTAH STATE            | 12/18/04 | 62-84  | L   | 30-59       | .508 | 9-18       | .500 | 15-24        | .625 | 18               | 28  | 46   | 37.2 | 18  | 22  | 15  | 4   | 8   | 84        | 71.0 |
| NORTH CAROLINA STATE  | 12/21/04 | 61-72  | L   | 28-60       | .467 | 5-28       | .179 | 11-16        | .688 | 10               | 25  | 35   | 37.0 | 14  | 13  | 10  | 3   | 8   | 72        | 71.1 |
| at Weber State        | 12-23-04 | 79-61  | W   | 22-53       | .415 | 5-15       | .333 | 12-16        | .750 | 14               | 14  | 28   | 36.2 | 12  | 9   | 14  | 0   | 1   | 61        | 70.2 |
| SOUTHERN UTAH UNIVERS | 12/28/04 | 77-52  | W   | 17-47       | .362 | 6-15       | .400 | 12-17        | .706 | 11               | 20  | 31   | 35.8 | 19  | 12  | 15  | 2   | 8   | 52        | 68.7 |
| SANTA CLARA           | 12/31/04 | 87-74  | W   | 26-64       | .406 | 12-26      | .462 | 10-16        | .625 | 19               | 18  | 37   | 35.8 | 31  | 16  | 17  | 1   | 5   | 74        | 69.1 |
| at Saint Mary's (CA)  | 01/04/05 | 51-72  | L   | 28-63       | .444 | 7-18       | .389 | 9-17         | .529 | 15               | 23  | 38   | 36.0 | 13  | 18  | 16  | 2   | 12  | 72        | 69.3 |
| SAN DIEGO STATE       | 01/08/05 | 57-59  | L   | 25-62       | .403 | 2-14       | .143 | 7-12         | .583 | 11               | 22  | 33   | 35.8 | 16  | 17  | 12  | 2   | 8   | 59        | 68.6 |
| MONTANA STATE-BILLING | 01/11/05 | 110-70 | W   | 23-70       | .329 | 14-36      | .389 | 10-12        | .833 | 18               | 21  | 39   | 36.0 | 23  | 14  | 23  | 6   | 8   | 70        | 68.7 |
| at Colorado State     | 1-15-05  | 67-74  | L   | 22-45       | .489 | 4-13       | .308 | 26-38        | .684 | 10               | 29  | 39   | 36.2 | 17  | 15  | 16  | 7   | 6   | 74        | 69.0 |
| at Wyoming Cowboys    | 1-17-05  | 71-83  | L   | 32-63       | .508 | 9-23       | .391 | 10-20        | .500 | 12               | 27  | 39   | 36.3 | 17  | 15  | 13  | 4   | 4   | 83        | 69.8 |
| AIR FORCE             | 01/22/05 | 49-52  | L   | 21-43       | .488 | 7-16       | .438 | 3-4          | .750 | 2                | 19  | 21   | 35.5 | 13  | 13  | 8   | 1   | 12  | 52        | 68.8 |
| NEW MEXICO            | 01/24/05 | 68-53  | W   | 18-55       | .327 | 5-15       | .333 | 12-18        | .667 | 10               | 24  | 34   | 35.5 | 15  | 9   | 11  | 1   | 4   | 53        | 68.1 |
| UNIVERSITY OF UTAH    | 01/31/05 | 58-72  | L   | 26-42       | .619 | 2-8        | .250 | 18-23        | .783 | 7                | 20  | 27   | 35.0 | 20  | 13  | 16  | 6   | 5   | 72        | 68.2 |
| at UNLV               | 02/05/05 | 82-72  | Wot | 25-64       | .391 | 3-17       | .176 | 19-22        | .864 | 15               | 26  | 41   | 35.3 | 20  | 15  | 19  | 8   | 7   | 72        | 68.4 |
| at SAN DIEGO STATE    | 02-07-05 | 58-66  | L   | 25-53       | .472 | 4-13       | .308 | 12-18        | .667 | 14               | 18  | 32   | 35.2 | 13  | 13  | 13  | 3   | 7   | 66        | 68.3 |
| WYOMING               | 02/12/05 | 58-59  | L   | 21-44       | .477 | 4-14       | .286 | 13-22        | .591 | 6                | 33  | 39   | 35.3 | 19  | 10  | 17  | 6   | 6   | 59        | 67.9 |
| COLORADO STATE        | 02/14/05 | 50-49  | W   | 18-52       | .346 | 2-10       | .200 | 11-14        | .786 | 19               | 23  | 42   | 35.6 | 20  | 10  | 19  | 6   | 6   | 49        | 67.2 |
| at New Mexico         | 02/19/05 | 72-91  | L   | 31-50       | .620 | 13-19      | .684 | 16-23        | .696 | 8                | 14  | 22   | 35.1 | 14  | 22  | 12  | 1   | 10  | 91        | 68.1 |
| at Air Force          | 2-21-05  | 39-70  | L   | 27-48       | .563 | 7-19       | .368 | 9-12         | .750 | 9                | 27  | 36   | 35.1 | 10  | 13  | 14  | 6   | 13  | 70        | 68.1 |
| at Utah               | 02/26/05 | 60-69  | L   | 24-41       | .585 | 3-8        | .375 | 18-27        | .667 | 6                | 20  | 26   | 34.8 | 14  | 18  | 12  | 2   | 8   | 69        | 68.2 |
| UNLV                  | 03/05/05 | 66-76  | L   | 26-49       | .531 | 5-9        | .556 | 19-24        | .792 | 12               | 24  | 36   | 34.8 | 16  | 11  | 18  | 4   | 6   | 76        | 68.4 |
| Opponents             |          | 1985   |     | 717-1606    | .446 | 181-512    | .354 | 370-542      | .683 | 344              | 666 | 1010 | 34.8 | 490 | 412 | 417 | 100 | 212 | 1985      | 68.4 |
| BYU Cougars           |          | 1901   |     | 667-1585    | .421 | 205-561    | .365 | 362-506      | .715 | 328              | 647 | 975  | 33.6 | 531 | 357 | 425 | 100 | 178 | 1901      | 65.6 |

Games played: 29  
 Points/game: 68.4  
 FG Pct: 44.6  
 3FG Pct: 35.4  
 FT Pct: 68.3

Rebounds/game: 34.8  
 Assists/game: 14.2  
 Turnovers/game: 14.4  
 Assist/turnover ratio: 1.0  
 Steals/game: 7.3  
 Blocks/game: 3.4

2004-05 BYU Season Stats  
 BYU Cougars Game-by-Game Points-Rebounds-Assists (as of Mar 06, 2005)  
 All games

| Opponent                | Date     | Score  | WL | 01        | 02        | 03        | 04        | 05        | 10        | 12        | 13        | 20        |
|-------------------------|----------|--------|----|-----------|-----------|-----------|-----------|-----------|-----------|-----------|-----------|-----------|
|                         |          |        |    | HALL,MIKE | ROSE,MIKE | YOUNG,KEE | BURGESS,J | REISMAN,J | NASHIF,TE | REICHERN, | AINGE,AUS | BURGESS,S |
| vs North Carolina       | 11-22-04 | 50-86  | L  | 10- 4- 0  | 5- 1- 0   | 9-10- 0   | DNP       | DNP       | 3- 1- 4   | DNP       | 6- 1- 1   | 4- 1- 0   |
| vs Stanford             | 11-23-04 | 53-62  | L  | 7- 6- 2   | 8- 2- 0   | 6- 4- 0   | DNP       | DNP       | 7- 1- 1   | DNP       | 0- 0- 0   | 0- 1- 1   |
| vs Chaminade            | 11-24-04 | 77-56  | W  | 14- 6- 5  | 5- 0- 3   | 14- 6- 0  | DNP       | 2- 0- 0   | 4- 4- 5   | 0- 0- 0   | 2- 4- 2   | 8- 3- 0   |
| CALIFORNIA              | 11/27/04 | 64-67  | L  | 23- 4- 2  | 1- 3- 1   | 6- 6- 2   | DNP       | DNP       | 8- 8- 5   | DNP       | 2- 1- 0   | 6- 1- 0   |
| at Utah State           | 12/01/04 | 57-71  | L  | 19- 5- 3  | 3- 0- 0   | 4- 9- 2   | DNP       | DNP       | 0- 0- 1   | DNP       | 15- 2- 3  | 2- 1- 0   |
| at USC                  | 12/04/04 | 82-87  | L  | 13- 2- 1  | 13- 3- 0  | 0- 4- 0   | DNP       | DNP       | 0- 3-10   | DNP       | 7- 0- 2   | DNP       |
| BOISE STATE UNIVERSITY  | 12/08/04 | 90-77  | W  | 21- 9- 5  | 19- 3- 1  | 11- 8- 0  | DNP       | DNP       | 1- 1- 0   | DNP       | 14- 5- 5  | DNP       |
| vs Washington State Uni | 12/11/04 | 46-49  | L  | 3- 1- 2   | 15- 2- 1  | 2- 3- 0   | DNP       | DNP       | 0- 0- 0   | DNP       | 16- 2- 4  | 0- 0- 0   |
| UTAH STATE              | 12/18/04 | 62-84  | L  | 4- 4- 1   | 14- 1- 0  | 8- 7- 0   | DNP       | DNP       | 0- 0- 4   | DNP       | 21- 2- 3  | 5- 0- 0   |
| NORTH CAROLINA STATE    | 12/21/04 | 61-72  | L  | 18- 4- 3  | 9- 1- 1   | 2-10- 3   | DNP       | DNP       | 0- 0- 1   | DNP       | 9- 4- 8   | 0- 1- 0   |
| at Weber State          | 12-23-04 | 79-61  | W  | 23- 2- 4  | 0- 0- 0   | 14- 6- 4  | DNP       | DNP       | 0- 0- 0   | DNP       | 9- 4- 3   | 0- 0- 0   |
| SOUTHERN UTAH UNIVERSIT | 12/28/04 | 77-52  | W  | 12- 4- 3  | 14- 1- 1  | 6- 4- 1   | 0- 1- 1   | DNP       | 0- 3- 0   | 3- 1- 1   | 14- 3- 5  | 6- 1- 0   |
| SANTA CLARA             | 12/31/04 | 87-74  | W  | 10- 1- 2  | 26- 3- 5  | 2- 3- 0   | DNP       | DNP       | 0- 0- 0   | DNP       | 9- 7- 7   | 0- 0- 0   |
| at Saint Mary's (CA)    | 01/04/05 | 51-72  | L  | 12- 2- 1  | 6- 3- 2   | 6- 4- 1   | DNP       | DNP       | 5- 1- 0   | 0- 0- 0   | 6- 1- 2   | 0- 0- 1   |
| SAN DIEGO STATE         | 01/08/05 | 57-59  | L  | 16- 6- 1  | 7- 6- 2   | 0- 1- 0   | DNP       | DNP       | 0- 0- 0   | DNP       | 9- 6- 5   | 0- 1- 0   |
| MONTANA STATE-BILLINGS  | 01/11/05 | 110-70 | W  | 14- 5- 1  | 14- 2- 3  | 10- 6- 0  | 3- 0- 0   | DNP       | 10- 2- 2  | 4- 2- 0   | 10- 2- 8  | 6- 3- 4   |
| at Colorado State       | 1-15-05  | 67-74  | L  | 11- 3- 4  | 6- 1- 2   | 2- 3- 0   | DNP       | DNP       | 0- 1- 0   | DNP       | 25- 3- 6  | 0- 0- 1   |
| at Wyoming Cowboys      | 1-17-05  | 71-83  | L  | 16- 3- 1  | 13- 3- 0  | 10- 5- 1  | DNP       | DNP       | DNP       | 0- 1- 0   | 2- 4- 3   | 3- 2- 1   |
| AIR FORCE               | 01/22/05 | 49-52  | L  | 13- 3- 2  | 4- 0- 1   | 14-11- 0  | DNP       | DNP       | DNP       | DNP       | 5- 6- 6   | 0- 0- 0   |
| NEW MEXICO              | 01/24/05 | 68-53  | W  | 16- 8- 2  | 21- 3- 1  | 14- 7- 0  | DNP       | DNP       | 3- 2- 3   | 0- 0- 0   | 0- 4- 8   | 0- 1- 1   |
| UNIVERSITY OF UTAH      | 01/31/05 | 58-72  | L  | 4- 1- 1   | 3- 1- 0   | 10- 4- 2  | 0- 1- 0   | DNP       | 0- 0- 2   | 0- 0- 0   | 15- 0- 5  | 0- 0- 0   |
| at UNLV                 | 02/05/05 | 82-72  | WO | 16- 2- 1  | 0- 1- 0   | 10- 6- 0  | DNP       | DNP       | 0- 0- 0   | DNP       | 19- 3- 5  | 0- 1- 1   |
| at SAN DIEGO STATE      | 02-07-05 | 58-66  | L  | 24- 4- 2  | 2- 1- 1   | 8- 1- 0   | DNP       | DNP       | 0- 0- 0   | DNP       | 4- 2- 3   | 0- 0- 0   |
| WYOMING                 | 02/12/05 | 58-59  | L  | 9- 0- 2   | 6- 1- 1   | 7- 8- 1   | DNP       | DNP       | 0- 1- 0   | DNP       | 10- 4- 3  | 0- 0- 0   |
| COLORADO STATE          | 02/14/05 | 50-49  | W  | 16- 2- 2  | 3- 2- 0   | 4- 4- 0   | DNP       | DNP       | DNP       | DNP       | 10- 6- 5  | DNP       |
| at New Mexico           | 02/19/05 | 72-91  | L  | 19- 2- 2  | 3- 2- 4   | DNP       | 0- 0- 0   | DNP       | 0- 0- 2   | 4- 1- 1   | 9- 0- 4   | 5- 2- 0   |
| at Air Force            | 2-21-05  | 39-70  | L  | 6- 0- 0   | 0- 1- 0   | DNP       | 0- 0- 0   | DNP       | 5- 2- 2   | 1- 5- 2   | 5- 1- 0   | 9- 2- 1   |
| at Utah                 | 02/26/05 | 60-69  | L  | 12- 3- 1  | 0- 1- 0   | DNP       | DNP       | DNP       | 3- 0- 2   | 9- 3- 1   | 17- 5- 6  | 2- 1- 0   |
| UNLV                    | 03/05/05 | 66-76  | L  | 22- 6- 1  | 6- 1- 1   | DNP       | DNP       | DNP       | 3- 1- 1   | 3- 0- 1   | 10- 1- 5  | 2- 1- 0   |

| Opponent                | Date     | Score  | WL | 23        | 34        | 41        | 43        | 44        | 52        | 54        |
|-------------------------|----------|--------|----|-----------|-----------|-----------|-----------|-----------|-----------|-----------|
|                         |          |        |    | BALDERSON | BURGESS,D | MEADS,GAR | DAWES,DER | PLAISTED, | JENSEN,JA | MILES,CHR |
| vs North Carolina       | 11-22-04 | 50-86  | L  | DNP       | 0- 0- 0   | 2- 9- 1   | 1- 0- 0   | 2- 3- 1   | 8- 3- 1   | 0- 5- 0   |
| vs Stanford             | 11-23-04 | 53-62  | L  | DNP       | DNP       | 9- 5- 0   | 4-10- 0   | 1- 4- 0   | 11- 2- 0  | DNP       |
| vs Chaminade            | 11-24-04 | 77-56  | W  | DNP       | DNP       | DNP       | 10- 6- 1  | 0- 0- 0   | 16- 5- 0  | 2- 0- 0   |
| CALIFORNIA              | 11/27/04 | 64-67  | L  | DNP       | 0- 0- 0   | DNP       | 4- 8- 0   | DNP       | 12- 2- 2  | 2- 1- 0   |
| at Utah State           | 12/01/04 | 57-71  | L  | 6- 0- 0   | DNP       | 0- 2- 0   | 0- 2- 0   | 0- 0- 0   | 8- 4- 1   | 0- 1- 0   |
| at USC                  | 12/04/04 | 82-87  | L  | 22- 1- 4  | DNP       | 10- 8- 1  | 10- 5- 0  | 0- 1- 0   | 3- 5- 0   | 4- 2- 0   |
| BOISE STATE UNIVERSITY  | 12/08/04 | 90-77  | W  | 3- 2- 1   | DNP       | 4- 3- 2   | 2- 3- 0   | DNP       | 13- 5- 1  | 2- 1- 0   |
| vs Washington State Uni | 12/11/04 | 46-49  | L  | 0- 0- 0   | DNP       | 2-10- 2   | 6- 7- 1   | DNP       | 0- 0- 0   | 2- 2- 1   |
| UTAH STATE              | 12/18/04 | 62-84  | L  | 2- 0- 1   | DNP       | 4- 1- 1   | 0- 4- 0   | DNP       | 4- 1- 0   | 0- 5- 0   |
| NORTH CAROLINA STATE    | 12/21/04 | 61-72  | L  | DNP       | DNP       | 4- 1- 0   | 5- 3- 0   | DNP       | 14- 3- 0  | 0- 2- 0   |
| at Weber State          | 12-23-04 | 79-61  | W  | 0- 1- 0   | DNP       | 10- 6- 0  | 7- 2- 1   | DNP       | 16- 5- 3  | 0- 0- 0   |
| SOUTHERN UTAH UNIVERSIT | 12/28/04 | 77-52  | W  | 11- 0- 2  | DNP       | DNP       | 10- 9- 1  | DNP       | 2- 3- 0   | 0- 1- 3   |
| SANTA CLARA             | 12/31/04 | 87-74  | W  | 0- 1- 0   | DNP       | DNP       | 5- 5- 1   | DNP       | 23- 5- 1  | 12- 3- 3  |
| at Saint Mary's (CA)    | 01/04/05 | 51-72  | L  | 5- 0- 0   | DNP       | DNP       | 9-10- 0   | DNP       | 2- 7- 1   | 0- 2- 0   |
| SAN DIEGO STATE         | 01/08/05 | 57-59  | L  | 2- 1- 0   | DNP       | 5- 6- 0   | 0- 3- 0   | DNP       | 10- 7- 0  | 8- 5- 0   |
| MONTANA STATE-BILLINGS  | 01/11/05 | 110-70 | W  | 9- 3- 2   | DNP       | 7-11- 1   | DNP       | DNP       | 16- 7- 0  | 7- 3- 2   |
| at Colorado State       | 1-15-05  | 67-74  | L  | 0- 0- 0   | DNP       | 4- 4- 0   | 2- 2- 0   | DNP       | 9-10- 0   | 8- 7- 1   |
| at Wyoming Cowboys      | 1-17-05  | 71-83  | L  | 9- 4- 0   | DNP       | 3- 2- 0   | 11- 3- 0  | DNP       | 4- 4- 1   | 0- 0- 0   |
| AIR FORCE               | 01/22/05 | 49-52  | L  | 5- 2- 2   | DNP       | 6- 1- 0   | 0- 1- 0   | DNP       | 2- 3- 0   | DNP       |
| NEW MEXICO              | 01/24/05 | 68-53  | W  | 0- 3- 0   | DNP       | 0- 0- 1   | 14-10- 2  | DNP       | DNP       | 0- 1- 0   |
| UNIVERSITY OF UTAH      | 01/31/05 | 58-72  | L  | 13- 2- 0  | DNP       | 4- 4- 0   | 4- 2- 0   | DNP       | 5- 3- 0   | 0- 0- 0   |
| at UNLV                 | 02/05/05 | 82-72  | WO | 23- 7- 3  | DNP       | 0- 0- 0   | 9- 9- 1   | DNP       | 3- 2- 0   | 2- 3- 0   |
| at SAN DIEGO STATE      | 02-07-05 | 58-66  | L  | 14- 1- 1  | DNP       | DNP       | 2- 5- 1   | DNP       | 3- 4- 0   | 1- 4- 3   |
| WYOMING                 | 02/12/05 | 58-59  | L  | 11- 7- 0  | DNP       | DNP       | 5- 5- 1   | DNP       | 6- 4- 0   | 4- 6- 0   |
| COLORADO STATE          | 02/14/05 | 50-49  | W  | 8- 4- 0   | DNP       | DNP       | 3- 3- 0   | DNP       | 3- 3- 1   | 3- 1- 1   |
| at New Mexico           | 02/19/05 | 72-91  | L  | 1- 2- 0   | DNP       | DNP       | 6- 6- 1   | DNP       | 20- 5- 0  | 5- 2- 3   |
| at Air Force            | 2-21-05  | 39-70  | L  | 3- 4- 0   | DNP       | DNP       | 3- 2- 0   | DNP       | 0- 0- 0   | 7- 3- 0   |
| at Utah                 | 02/26/05 | 60-69  | L  | 8- 4- 1   | DNP       | DNP       | 1- 1- 0   | DNP       | 2- 2- 1   | 6- 3- 1   |
| UNLV                    | 03/05/05 | 66-76  | L  | 8- 5- 2   | DNP       | DNP       | 0- 1- 0   | DNP       | 12- 8- 0  | 0- 1- 1   |

2004-05 BYU Season Stats  
 BYU Cougars Game-by-Game Highs (as of Mar 06, 2005)  
 All games

| Opponent                  | Date     | Score  | WL | POINTS                         | REBOUNDS                                     | ASSISTS                       | STEALS   | BLOCKED SHOTS   |
|---------------------------|----------|--------|----|--------------------------------|--|-------------------------------|--|---|
| vs North Carolina         | 11-22-04 | 50-86  | L  | 10-HALL, Mike                  | 10-YOUNG, Keena                              | 4-NASHIF, Terry               | 2-MEADS, Garner  | 1-MILES, Chris<br>YOUNG, Keena<br>HALL, Mike<br>MEADS, Garner |
| vs Stanford               | 11-23-04 | 53-62  | L  | 11-JENSEN, Jared               | 10-DAWES, Derek                              | 2-HALL, Mike                  | 1-HALL, Mike<br>JENSEN, Jared<br>NASHIF, Terry   | 1-MEADS, Garner   |
| vs Chaminade              | 11-24-04 | 77-56  | W  | 16-JENSEN, Jared               | 6-YOUNG, Keena<br>DAWES, Derek<br>HALL, Mike | 5-HALL, Mike<br>NASHIF, Terry | 4-HALL, Mike   | 3-BURGESS, Sam  |
| CALIFORNIA                | 11/27/04 | 64-67  | L  | 23-HALL, Mike                  | 8-DAWES, Derek<br>NASHIF, Terry              | 5-NASHIF, Terry               | 3-HALL, Mike   | 3-DAWES, Derek  |
| at Utah State             | 12/01/04 | 57-71  | L  | 19-HALL, Mike                  | 9-YOUNG, Keena                               | 3-HALL, Mike<br>AINGE, Austin | 2-AINGE, Austin<br>YOUNG, Keena<br>JENSEN, Jared   | 2-MEADS, Garner<br>YOUNG, Keena                               |
| at USC                    | 12/04/04 | 82-87  | L  | 22-BALDERSON, Ji               | 8-MEADS, Garner                              | 10-NASHIF, Terry              | 1-NASHIF, Terry<br>HALL, Mike<br>MEADS, Garner<br>MILES, Chris<br>AINGE, Austin              | 1-DAWES, Derek  |
| BOISE STATE UNIVERSITY    | 12/08/04 | 90-77  | W  | 21-HALL, Mike                  | 9-HALL, Mike                                 | 5-HALL, Mike<br>AINGE, Austin | 2-JENSEN, Jared  | 2-MILES, Chris  |
| vs Washington State Unive | 12/11/04 | 46-49  | L  | 16-AINGE, Austin               | 10-MEADS, Garner                             | 4-AINGE, Austin               | 3-ROSE, Mike   | 2-DAWES, Derek  |
| UTAH STATE                | 12/18/04 | 62-84  | L  | 21-AINGE, Austin               | 7-YOUNG, Keena                               | 4-NASHIF, Terry               | 2-ROSE, Mike   | 3-MILES, Chris  |
| NORTH CAROLINA STATE      | 12/21/04 | 61-72  | L  | 18-HALL, Mike                  | 10-YOUNG, Keena                              | 8-AINGE, Austin               | 3-HALL, Mike   | 1-MILES, Chris  |
| at Weber State            | 12-23-04 | 79-61  | W  | 23-HALL, Mike                  | 6-YOUNG, Keena<br>MEADS, Garner              | 4-HALL, Mike<br>YOUNG, Keena  | 4-AINGE, Austin  | 2-YOUNG, Keena  |
| SOUTHERN UTAH UNIVERSITY  | 12/28/04 | 77-52  | W  | 14-AINGE, Austin<br>ROSE, Mike | 9-DAWES, Derek                               | 5-AINGE, Austin               | 3-AINGE, Austin  | 2-DAWES, Derek  |
| SANTA CLARA               | 12/31/04 | 87-74  | W  | 26-ROSE, Mike                  | 7-AINGE, Austin                              | 7-AINGE, Austin               | 2-HALL, Mike<br>AINGE, Austin  | 3-MILES, Chris  |
| at Saint Mary's (CA)      | 01/04/05 | 51-72  | L  | 12-HALL, Mike                  | 10-DAWES, Derek                              | 2-ROSE, Mike<br>AINGE, Austin | 2-AINGE, Austin  | 1-JENSEN, Jared<br>MILES, Chris<br>YOUNG, Keena               |
| SAN DIEGO STATE           | 01/08/05 | 57-59  | L  | 16-HALL, Mike                  | 7-JENSEN, Jared                              | 5-AINGE, Austin               | 4-AINGE, Austin  | 1-MILES, Chris  |
| MONTANA STATE-BILLINGS    | 01/11/05 | 110-70 | W  | 16-JENSEN, Jared               | 11-MEADS, Garner                             | 8-AINGE, Austin               | 3-BURGESS, Sam<br>NASHIF, Terry  | 2-YOUNG, Keena  |
| at Colorado State         | 1-15-05  | 67-74  | L  | 25-AINGE, Austin               | 10-JENSEN, Jared                             | 6-AINGE, Austin               | 2-AINGE, Austin  | 1-MILES, Chris<br>JENSEN, Jared                               |
| at Wyoming Cowboys        | 1-17-05  | 71-83  | L  | 16-HALL, Mike                  | 5-YOUNG, Keena                               | 3-AINGE, Austin               | 2-HALL, Mike<br>AINGE, Austin  | 2-DAWES, Derek<br>YOUNG, Keena                                |
| AIR FORCE                 | 01/22/05 | 49-52  | L  | 14-YOUNG, Keena                | 11-YOUNG, Keena                              | 6-AINGE, Austin               | 1-HALL, Mike<br>ROSE, Mike   | 3-HALL, Mike  |
| NEW MEXICO                | 01/24/05 | 68-53  | W  | 21-ROSE, Mike                  | 10-DAWES, Derek                              | 8-AINGE, Austin               | 1-YOUNG, Keena<br>ROSE, Mike<br>HALL, Mike<br>DAWES, Derek<br>NASHIF, Terry<br>AINGE, Austin | 4-DAWES, Derek  |
| UNIVERSITY OF UTAH        | 01/31/05 | 58-72  | L  | 15-AINGE, Austin               | 4-YOUNG, Keena<br>MEADS, Garner              | 5-AINGE, Austin               | 2-HALL, Mike<br>YOUNG, Keena   | 2-HALL, Mike  |

2004-05 BYU Season Stats  
 BYU Cougars Game-by-Game Highs (as of Mar 06, 2005)  
 All games

| Opponent           | Date     | Score | WL | POINTS           | REBOUNDS        | ASSISTS                          | STEALS  | BLOCKED SHOTS                                   |
|--------------------|----------|-------|----|------------------|-----------------|----------------------------------|---|---|
| at UNLV            | 02/05/05 | 82-72 | WO | 23-BALDERSON, Ji | 9-DAWES, Derek  | 5-AINGE, Austin                  | 5-HALL, Mike                                    | 1-MEADS, Garner<br>MILES, Chris<br>DAWES, Derek |
| at SAN DIEGO STATE | 02-07-05 | 58-66 | L  | 24-HALL, Mike    | 5-DAWES, Derek  | 3-MILES, Chris<br>AINGE, Austin  | 1-AINGE, Austin<br>DAWES, Derek<br>BURGESS, Sam | 2-DAWES, Derek<br>MILES, Chris                  |
| WYOMING            | 02/12/05 | 58-59 | L  | 11-BALDERSON, Ji | 8-YOUNG, Keena  | 3-AINGE, Austin                  | 3-BALDERSON, Ji                                 | 1-YOUNG, Keena                                  |
| COLORADO STATE     | 02/14/05 | 50-49 | W  | 16-HALL, Mike    | 6-AINGE, Austin | 5-AINGE, Austin                  | 5-HALL, Mike                                    | 4-MILES, Chris                                  |
| at New Mexico      | 02/19/05 | 72-91 | L  | 20-JENSEN, Jared | 6-DAWES, Derek  | 4-AINGE, Austin<br>ROSE, Mike    | 3-HALL, Mike                                    | 1-HALL, Mike<br>JENSEN, Jared<br>MILES, Chris   |
| at Air Force       | 2-21-05  | 39-70 | L  | 9-BURGESS, Sam   | 5-REICHNER, Bro | 2-REICHNER, Bro<br>NASHIF, Terry | 3-REICHNER, Bro                                 | 2-MILES, Chris                                  |
| at Utah            | 02/26/05 | 60-69 | L  | 17-AINGE, Austin | 5-AINGE, Austin | 6-AINGE, Austin                  | 2-BALDERSON, Ji<br>JENSEN, Jared                | 3-MILES, Chris                                  |
| UNLV               | 03/05/05 | 66-76 | L  | 22-HALL, Mike    | 8-JENSEN, Jared | 5-AINGE, Austin                  | 3-HALL, Mike                                    | 1-MILES, Chris<br>DAWES, Derek                  |

2004-05 BYU Season Stats  
 BYU Cougars High/Low Analysis (as of Mar 06, 2005)  
 All games

BYU Cougars - TEAM GAME HIGHS

|                            |               |  |
|----------------------------|---------------|--|
| POINTS.....                | 110           | vs Montana State-Billings (01/11/05)   |
|                            | 90            | vs Boise State University (12/08/04)   |
|                            | 87            | vs Santa Clara (12/31/04)              |
|                            | 82            | at UNLV (02/05/05)                     |
|                            | 82            | at USC (12/04/04)                      |
| FIELD GOALS MADE.....      | 40            | vs Montana State-Billings (01/11/05)   |
|                            | 32            | at Weber State (12-23-04)              |
| FIELD GOAL ATTEMPTS.....   | 73            | vs Montana State-Billings (01/11/05)   |
|                            | 69            | at Colorado State (1-15-05)            |
| FIELD GOAL PERCENTAGE..... | .604 (32-53)  | at Weber State (12-23-04)              |
|                            | .551 (27-49)  | at New Mexico (02/19/05)               |
| 3 PT FIELD GOALS MADE..... | 13            | at USC (12/04/04)                      |
|                            | 12            | vs UNLV (03/05/05)                     |
|                            | 12            | vs Southern Utah University (12/28/04) |
| 3 PT FG ATTEMPTS.....      | 30            | at Colorado State (1-15-05)            |
|                            | 28            | vs UNLV (03/05/05)                     |
| 3 PT FG PERCENTAGE.....    | .625 (10-16)  | vs Montana State-Billings (01/11/05)   |
|                            | .583 ( 7-12)  | at Utah (02/26/05)                     |
| FREE THROWS MADE.....      | 33            | vs Santa Clara (12/31/04)              |
|                            | 25            | at UNLV (02/05/05)                     |
| FREE THROW ATTEMPTS.....   | 36            | vs Santa Clara (12/31/04)              |
|                            | 33            | at UNLV (02/05/05)                     |
| FREE THROW PERCENTAGE..... | 1.000 (10-10) | vs Chaminade (11-24-04)                |
|                            | 1.000 ( 9-9 ) | at Weber State (12-23-04)              |
|                            | 1.000 ( 3-3 ) | at Saint Mary's (CA) (01/04/05)        |
| REBOUNDS.....              | 47            | vs Montana State-Billings (01/11/05)   |
|                            | 47            | vs San Diego State (01/08/05)          |
| ASSISTS.....               | 23            | vs Montana State-Billings (01/11/05)   |
|                            | 19            | vs Santa Clara (12/31/04)              |
| STEALS.....                | 12            | vs Montana State-Billings (01/11/05)   |
|                            | 10            | vs Chaminade (11-24-04)                |
| BLOCKED SHOTS.....         | 7             | vs Utah State (12/18/04)               |
|                            | 5             | at Utah (02/26/05)                     |
|                            | 5             | at SAN DIEGO STATE (02-07-05)          |
|                            | 5             | vs New Mexico (01/24/05)               |
|                            | 5             | at Wyoming Cowboys (1-17-05)           |
|                            | 5             | vs Santa Clara (12/31/04)              |
|                            | 5             | at Utah State (12/01/04)               |
|                            | 5             | vs CALIFORNIA (11/27/04)               |
|                            | 5             | vs Chaminade (11-24-04)                |
| TURNOVERS.....             | 27            | vs North Carolina (11-22-04)           |
|                            | 25            | at Saint Mary's (CA) (01/04/05)        |
| FOULS.....                 | 29            | at Colorado State (1-15-05)            |
|                            | 28            | at Utah (02/26/05)                     |

2004-05 BYU Season Stats  
 BYU Cougars High/Low Analysis (as of Mar 06, 2005)  
 All games

Opponent - GAME HIGHS

|                            |              |                                      |
|----------------------------|--------------|--------------------------------------|
| POINTS.....                | 91           | at New Mexico (02/19/05)             |
|                            | 87           | at USC (12/04/04)                    |
|                            | 86           | vs North Carolina (11-22-04)         |
|                            | 84           | vs Utah State (12/18/04)             |
|                            | 83           | at Wyoming Cowboys (1-17-05)         |
| FIELD GOALS MADE.....      | 32           | at Wyoming Cowboys (1-17-05)         |
|                            | 32           | at USC (12/04/04)                    |
| FIELD GOAL ATTEMPTS.....   | 74           | vs Boise State University (12/08/04) |
|                            | 70           | vs Montana State-Billings (01/11/05) |
| FIELD GOAL PERCENTAGE..... | .620 (31-50) | at New Mexico (02/19/05)             |
|                            | .619 (26-42) | vs University of Utah (01/31/05)     |
| 3 PT FIELD GOALS MADE..... | 14           | vs Montana State-Billings (01/11/05) |
|                            | 13           | at New Mexico (02/19/05)             |
| 3 PT FG ATTEMPTS.....      | 36           | vs Montana State-Billings (01/11/05) |
|                            | 28           | vs North Carolina State (12/21/04)   |
|                            | 28           | vs Boise State University (12/08/04) |
| 3 PT FG PERCENTAGE.....    | .684 (13-19) | at New Mexico (02/19/05)             |
|                            | .556 ( 5-9 ) | vs UNLV (03/05/05)                   |
| FREE THROWS MADE.....      | 26           | at Colorado State (1-15-05)          |
|                            | 19           | vs UNLV (03/05/05)                   |
|                            | 19           | at UNLV (02/05/05)                   |
| FREE THROW ATTEMPTS.....   | 38           | at Colorado State (1-15-05)          |
|                            | 27           | at Utah (02/26/05)                   |
| FREE THROW PERCENTAGE..... | .864 (19-22) | at UNLV (02/05/05)                   |
|                            | .833 (10-12) | vs Montana State-Billings (01/11/05) |
| REBOUNDS.....              | 46           | vs Utah State (12/18/04)             |
|                            | 45           | vs CALIFORNIA (11/27/04)             |
| ASSISTS.....               | 22           | at New Mexico (02/19/05)             |
|                            | 22           | vs Utah State (12/18/04)             |
| STEALS.....                | 15           | vs North Carolina (11-22-04)         |
|                            | 13           | at Air Force (2-21-05)               |
| BLOCKED SHOTS.....         | 8            | at UNLV (02/05/05)                   |
|                            | 7            | at Colorado State (1-15-05)          |
| TURNOVERS.....             | 23           | vs Montana State-Billings (01/11/05) |
|                            | 21           | vs Chaminade (11-24-04)              |
| FOULS.....                 | 31           | vs Santa Clara (12/31/04)            |
|                            | 23           | vs Montana State-Billings (01/11/05) |
|                            | 23           | vs Stanford (11-23-04)               |

2004-05 BYU Season Stats  
 BYU Cougars High/Low Analysis (as of Mar 06, 2005)  
 All games

BYU Cougars - GAME LOWS

|                            |              |   |
|----------------------------|--------------|---|
| POINTS.....                | 39           | at Air Force (2-21-05)                    |
|                            | 46           | vs Washington State University (12/11/04) |
|                            | 49           | vs Air Force (01/22/05)                   |
|                            | 50           | vs North Carolina (11-22-04)              |
|                            | 50           | vs Colorado State (02/14/05)              |
| FIELD GOALS MADE.....      | 14           | at Air Force (2-21-05)                    |
|                            | 17           | vs Stanford (11-23-04)                    |
|                            | 17           | vs Washington State University (12/11/04) |
| FIELD GOAL ATTEMPTS.....   | 42           | vs Air Force (01/22/05)                   |
|                            | 44           | vs University of Utah (01/31/05)          |
| FIELD GOAL PERCENTAGE..... | .280 (14-50) | at Air Force (2-21-05)                    |
|                            | .300 (18-60) | vs Wyoming (02/12/05)                     |
| 3 PT FIELD GOALS MADE..... | 3            | vs San Diego State (01/08/05)             |
|                            | 4            | vs Stanford (11-23-04)                    |
|                            | 4            | at Wyoming Cowboys (1-17-05)              |
| 3 PT FG ATTEMPTS.....      | 11           | at Weber State (12-23-04)                 |
|                            | 11           | vs University of Utah (01/31/05)          |
| 3 PT FG PERCENTAGE.....    | .158 ( 3-19) | vs San Diego State (01/08/05)             |
|                            | .222 ( 4-18) | at Wyoming Cowboys (1-17-05)              |
| FREE THROWS MADE.....      | 3            | at Saint Mary's (CA) (01/04/05)           |
|                            | 3            | vs Air Force (01/22/05)                   |
| FREE THROW ATTEMPTS.....   | 3            | at Saint Mary's (CA) (01/04/05)           |
|                            | 8            | at Utah State (12/01/04)                  |
|                            | 8            | vs Air Force (01/22/05)                   |
|                            | 8            | at Air Force (2-21-05)                    |
| FREE THROW PERCENTAGE..... | .375 ( 3-8 ) | vs Air Force (01/22/05)                   |
|                            | .471 ( 8-17) | vs Colorado State (02/14/05)              |
| REBOUNDS.....              | 20           | vs University of Utah (01/31/05)          |
|                            | 24           | at SAN DIEGO STATE (02-07-05)             |
|                            | 24           | at Air Force (2-21-05)                    |
|                            | 24           | at Utah (02/26/05)                        |
| ASSISTS.....               | 4            | vs Stanford (11-23-04)                    |
|                            | 5            | at Air Force (2-21-05)                    |
| STEALS.....                | 2            | vs Air Force (01/22/05)                   |
|                            | 3            | vs Stanford (11-23-04)                    |
|                            | 3            | at SAN DIEGO STATE (02-07-05)             |
| BLOCKED SHOTS.....         | 1            | vs Stanford (11-23-04)                    |
|                            | 1            | at USC (12/04/04)                         |
|                            | 1            | vs North Carolina State (12/21/04)        |
|                            | 1            | vs San Diego State (01/08/05)             |
|                            | 1            | vs Wyoming (02/12/05)                     |
| TURNOVERS.....             | 8            | vs CALIFORNIA (11/27/04)                  |
|                            | 8            | at Weber State (12-23-04)                 |
| FOULS.....                 | 12           | vs Air Force (01/22/05)                   |
|                            | 13           | vs San Diego State (01/08/05)             |
|                            | 13           | at Air Force (2-21-05)                    |

2004-05 BYU Season Stats  
 BYU Cougars High/Low Analysis (as of Mar 06, 2005)  
 All games

Opponent - GAME LOWS

|                            |              |   |
|----------------------------|--------------|---|
| POINTS.....                | 49           | vs Washington State University (12/11/04) |
|                            | 49           | vs Colorado State (02/14/05)              |
|                            | 52           | vs Southern Utah University (12/28/04)    |
|                            | 52           | vs Air Force (01/22/05)                   |
|                            | 53           | vs New Mexico (01/24/05)                  |
| FIELD GOALS MADE.....      | 16           | vs Washington State University (12/11/04) |
|                            | 17           | vs Southern Utah University (12/28/04)    |
| FIELD GOAL ATTEMPTS.....   | 41           | at Utah (02/26/05)                        |
|                            | 42           | vs University of Utah (01/31/05)          |
| FIELD GOAL PERCENTAGE..... | .327 (16-49) | vs Washington State University (12/11/04) |
|                            | .327 (18-55) | vs New Mexico (01/24/05)                  |
| 3 PT FIELD GOALS MADE..... | 2            | vs Stanford (11-23-04)                    |
|                            | 2            | vs San Diego State (01/08/05)             |
|                            | 2            | vs University of Utah (01/31/05)          |
|                            | 2            | vs Colorado State (02/14/05)              |
| 3 PT FG ATTEMPTS.....      | 8            | vs University of Utah (01/31/05)          |
|                            | 8            | at Utah (02/26/05)                        |
| 3 PT FG PERCENTAGE.....    | .143 ( 2-14) | vs San Diego State (01/08/05)             |
|                            | .176 ( 3-17) | at Utah State (12/01/04)                  |
|                            | .176 ( 3-17) | at UNLV (02/05/05)                        |
| FREE THROWS MADE.....      | 3            | vs Air Force (01/22/05)                   |
|                            | 6            | vs Chaminade (11-24-04)                   |
| FREE THROW ATTEMPTS.....   | 4            | vs Air Force (01/22/05)                   |
|                            | 11           | vs Washington State University (12/11/04) |
| FREE THROW PERCENTAGE..... | .462 ( 6-13) | vs Chaminade (11-24-04)                   |
|                            | .500 (10-20) | at Wyoming Cowboys (1-17-05)              |
| REBOUNDS.....              | 21           | vs Air Force (01/22/05)                   |
|                            | 22           | at New Mexico (02/19/05)                  |
| ASSISTS.....               | 6            | vs CALIFORNIA (11/27/04)                  |
|                            | 9            | at Weber State (12-23-04)                 |
|                            | 9            | vs New Mexico (01/24/05)                  |
| STEALS.....                | 1            | at Weber State (12-23-04)                 |
|                            | 2            | vs Boise State University (12/08/04)      |
| BLOCKED SHOTS.....         | 0            | at Weber State (12-23-04)                 |
|                            | 1            | vs North Carolina (11-22-04)              |
|                            | 1            | vs Santa Clara (12/31/04)                 |
|                            | 1            | vs Air Force (01/22/05)                   |
|                            | 1            | vs New Mexico (01/24/05)                  |
|                            | 1            | at New Mexico (02/19/05)                  |
| TURNOVERS.....             | 8            | vs Air Force (01/22/05)                   |
|                            | 9            | at Utah State (12/01/04)                  |
| FOULS.....                 | 10           | at Air Force (2-21-05)                    |
|                            | 11           | at Utah State (12/01/04)                  |
|                            | 11           | vs Washington State University (12/11/04) |



2004-05 BYU Season Stats  
 BYU Cougars High/Low Analysis (as of Mar 06, 2005)  
 All games

BYU Cougars - INDIVIDUAL GAME HIGHS

|                               |               |  |
|-------------------------------|---------------|--|
| POINTS.....                   | 26            | ROSE, Mike vs Santa Clara (12/31/04)                 |
|                               | 25            | AINGE, Austin at Colorado State (1-15-05)            |
|                               | 24            | HALL, Mike at SAN DIEGO STATE (02-07-05)             |
|                               | 23            | BALDERSON, Jimmy at UNLV (02/05/05)                  |
|                               | 23            | JENSEN, Jared vs Santa Clara (12/31/04)              |
|                               | 23            | HALL, Mike at Weber State (12-23-04)                 |
|                               | 23            | HALL, Mike vs CALIFORNIA (11/27/04)                  |
| FIELD GOALS MADE.....         | 9             | JENSEN, Jared at New Mexico (02/19/05)               |
|                               | 9             | HALL, Mike at Weber State (12-23-04)                 |
| FIELD GOAL ATT.....           | 18            | HALL, Mike vs UNLV (03/05/05)                        |
|                               | 18            | HALL, Mike vs New Mexico (01/24/05)                  |
|                               | 18            | HALL, Mike vs CALIFORNIA (11/27/04)                  |
| FG PCT (min 5 made).....      | .900 ( 9-10)  | JENSEN, Jared at New Mexico (02/19/05)               |
|                               | .857 ( 6-7 )  | DAWES, Derek vs New Mexico (01/24/05)                |
| 3 PT FG MADE.....             | 6             | ROSE, Mike vs Boise State University (12/08/04)      |
|                               | 5             | HALL, Mike vs UNLV (03/05/05)                        |
|                               | 5             | BALDERSON, Jimmy at UNLV (02/05/05)                  |
|                               | 5             | ROSE, Mike vs New Mexico (01/24/05)                  |
|                               | 5             | AINGE, Austin at Colorado State (1-15-05)            |
|                               | 5             | HALL, Mike at Weber State (12-23-04)                 |
|                               | 5             | BALDERSON, Jimmy at USC (12/04/04)                   |
| 3 PT FG ATTEMPTS.....         | 9             | HALL, Mike vs UNLV (03/05/05)                        |
|                               | 9             | HALL, Mike vs Wyoming (02/12/05)                     |
|                               | 9             | BALDERSON, Jimmy at UNLV (02/05/05)                  |
|                               | 9             | ROSE, Mike vs New Mexico (01/24/05)                  |
|                               | 9             | ROSE, Mike at Colorado State (1-15-05)               |
|                               | 9             | AINGE, Austin at Colorado State (1-15-05)            |
|                               | 9             | ROSE, Mike vs Washington State University (12/11/04) |
|                               | 9             | ROSE, Mike vs Boise State University (12/08/04)      |
|                               | 9             | AINGE, Austin at Utah State (12/01/04)               |
| 3-PT FG PCT (min 2 made)..... | 1.000 ( 4-4 ) | HALL, Mike at SAN DIEGO STATE (02-07-05)             |
|                               | 1.000 ( 2-2 ) | REICHNER, Brock at Utah (02/26/05)                   |
|                               | 1.000 ( 2-2 ) | NASHIF, Terry vs Montana State-Billings (01/11/05)   |
| FREE THROWS MADE.....         | 9             | JENSEN, Jared vs Santa Clara (12/31/04)              |
|                               | 8             | HALL, Mike at UNLV (02/05/05)                        |
|                               | 8             | HALL, Mike vs San Diego State (01/08/05)             |
|                               | 8             | ROSE, Mike vs Santa Clara (12/31/04)                 |
| FREE THROW ATT.....           | 11            | ROSE, Mike vs Santa Clara (12/31/04)                 |
|                               | 11            | DAWES, Derek vs Southern Utah University (12/28/04)  |
| FT PCT (min 5 made).....      | 1.000 ( 9-9 ) | JENSEN, Jared vs Santa Clara (12/31/04)              |
|                               | 1.000 ( 8-8 ) | HALL, Mike vs San Diego State (01/08/05)             |
|                               | 1.000 ( 6-6 ) | JENSEN, Jared vs North Carolina State (12/21/04)     |
| REBOUNDS.....                 | 11            | YOUNG, Keena vs Air Force (01/22/05)                 |
|                               | 11            | MEADS, Garner vs Montana State-Billings (01/11/05)   |
| ASSISTS.....                  | 10            | NASHIF, Terry at USC (12/04/04)                      |
|                               | 8             | AINGE, Austin vs New Mexico (01/24/05)               |
|                               | 8             | AINGE, Austin vs Montana State-Billings (01/11/05)   |
|                               | 8             | AINGE, Austin vs North Carolina State (12/21/04)     |
| STEALS.....                   | 5             | HALL, Mike vs Colorado State (02/14/05)              |
|                               | 5             | HALL, Mike at UNLV (02/05/05)                        |
| BLOCKED SHOTS.....            | 4             | MILES, Chris vs Colorado State (02/14/05)            |
|                               | 4             | DAWES, Derek vs New Mexico (01/24/05)                |
| TURNOVERS.....                | 8             | NASHIF, Terry vs North Carolina (11-22-04)           |