

No. 19 All-Time Wins • 36th All-Time Winning Percentage • 2 National Titles • 26 Conference Titles • 21 NCAA Tournaments • 30 Postseason Invitations  
 1 National Player of the Year • 2 Basketball Hall of Fame Inductees • 40 All-America Citations • 43 NBA Draft Selections • 96 All-Conference Citations

# 2004-05 COUGAR BASKETBALL

## Game 4 — BYU vs. California

### 2004-05 BYU SCHEDULE / RESULTS

#### NOVEMBER

5 (Fri.)	BYU-Hawaii (exhibition)	85-70	W
12 (Fri.)	Calgary (exhibition)	86-52	W
22-24	EA Sports Maui Invitational in Maui, Hawaii		
22 (Mon.)	vs. North Carolina (ESPN2)	50-86	L
23 (Tue.)	vs. Stanford	53-62	L
24 (Wed.)	vs. Chaminade	77-56	W
27 (Sat.)	California	7	p.m.

#### DECEMBER

1 (Wed.)	@ Utah State (KJZZ)	7	p.m.
4 (Sat.)	@ USC	7:30	p.m.
8 (Wed.)	Boise State	7	p.m.
11 (Sat.)	vs. Wash. St. @ Delta Center	4	p.m.
18 (Sat.)	Utah State (SWP)	7	p.m.
21 (Tue.)	North Carolina State (SWP)	7	p.m.
23 (Thu.)	@ Weber State	7	p.m.
28 (Tue.)	Southern Utah	7	p.m.
31 (Fri.)	Santa Clara	1	p.m.

#### JANUARY

4 (Tue.)	@ Saint Mary's	7	p.m.
8 (Sat.)	*San Diego State (SWP)	7	p.m.
11 (Tue.)	Montana State-Billings	7	p.m.
15 (Sat.)	*@ Colorado State (ESPN+)	1	p.m.
17 (Mon.)	*@ Wyoming (ESPN)	10	p.m.
22 (Sat.)	*Air Force (ABC)	11	a.m.
24 (Mon.)	*New Mexico (SWP)	8	p.m.
31 (Mon.)	*Utah (ESPN)	10	p.m.

#### FEBRUARY

5 (Sat.)	*@ UNLV (ESPN+)	Noon	
7 (Mon.)	*@ San Diego State (SWP)	7	p.m.
12 (Sat.)	*Wyoming (SWP)	7	p.m.
14 (Mon.)	*Colorado State (SWP)	8	p.m.
19 (Sat.)	*@ New Mexico (SWP)	7	p.m.
21 (Mon.)	*@ Air Force (SWP)	7	p.m.
26 (Sat.)	*@ Utah (ESPN+)	1	p.m.

#### MARCH

5 (Sat.)	*UNLV (SWP)	7	p.m.
10-12	@ MWC Tournament, Denver (ESPN, ERT)		

Times are local to site and subject to change

### BYU HOSTS CALIFORNIA SATURDAY AT 7 P.M.

BYU (1-2) will play its home opener Saturday when the Cougars host the California Bears (2-1) of the Pac-10 Conference at 7 p.m. in the Marriott Center. There is no local television broadcast but the game is being televised by Comcast SportsNet in California. The radio broadcast can be heard on KSL Newsradio 1160 or online at KSL.com. The Cougars returned Thursday from Hawaii after going 1-2 to open the year at the Maui Invitational with losses to No. 11 North Carolina and Stanford (listed 26th) and a win over Chaminade. California opened the year at home with wins over UC Riverside (78-61) and Southern (82-63) sandwiched between a loss to upcoming BYU opponent Saint Mary's (61-52).

### UP NEXT FOR THE COUGARS

BYU returns to the road to face Utah State in Logan (KJZZ-TV) Wednesday at 7 p.m. followed by a trip to Los Angeles to play USC (Fox Sports Net 2) on Saturday at 7:30 p.m.

### COUGAR QUICK HITS

- Saturday's game vs. Cal is BYU's lone home game among its first six games of the season.
- BYU owns an active 40-game home victory streak over nonconference opponents. The last team to beat BYU in Provo was California in 1998 during BYU's last year in the Western Athletic Conference.
- BYU has won 62 of its last 63 home games overall, including a string 18 straight victories.
- Senior Jared Jensen has enjoyed his increased opportunities this year. After earning MWC Co-Freshman of the Year honors, he moved from center to power forward during All-American center Rafael Araujo's two years in Provo. Now with an improved jumper, Jensen has returned to the low post and has been the Cougars' most effective player, averaging a team-best 11.7 points while shooting 68.4 percent from the floor (13-of-19), and 75 percent from the line (9-of-12).
- Among BYU's newcomers, sophomore forward Keena Young was the most effective in Maui. He averaged 9.7 points and 6.7 rebounds, scoring 14 points starting for injured Garner Meads vs. Chaminade.
- After shooting just 62 percent from the line in BYU's first two games, the usually good free-throw shooting Cougars responded by going 10-for-10 from the line vs. Chaminade to up their percentage to 70 percent on the year. It was the first perfect night by a Cougar team from the line since 1955.
- The Cougars hope to improve their offensive production at home Saturday. BYU shot .393 from the floor, including .278 on threes, while scoring 60 points per game at the Maui Invitational.

### BYU GAME #4 FAST FACTS

#### BYU COUGARS (1-2) vs. CALIFORNIA GOLDEN BEARS (2-1)

SATURDAY, NOV. 27, 2004  
 MARRIOTT CENTER (22,700)  
 PROVO, UTAH  
 7 p.m. MST

Coaches: ...BYU, Steve Cleveland (130-89 entering eighth year; same overall)  
 California, Ben Braun (155-95 in ninth season; 488-330 in 28th year overall)

Series: ...California leads, 6-4 (Last meeting: Cal 47, BYU 46, last year in Berkeley - Nov. 26, 2003)

TV: ...Comcast SportsNet (Dave McCann calls play-by-play with Craig Hislop adding commentary)

Radio: ...KSL 1160, BYU Radio Network (Greg Wrubell calls play-by-play with Mark Durrant adding commentary)

Web: ...Live stats and audio are available at [byucougars.com/basketball\\_m/](http://byucougars.com/basketball_m/) (select 2004-05 schedule)

### BYU'S PROJECTED STARTERS:

POS.	#	NAME	HT.	WT.	YR.	HOMETOWN (LAST TEAM)	PPG	RPG	NOTE
F	1	Mike Hall	6-3	205	Sr.	San Bernardino, CA / Dixie State College	10.3	5.3	Top returning scorer played with sore ankle at Maui
F	41	Garner Meads	6-8	225	So.	Salt Lake City, UT / Brighton HS	5.5	7.0	Missed Chaminade game with injured ankle ... questionable
C	52	Jared Jensen	6-9	250	Sr.	West Haven, UT / Fremont HS	11.7	3.3	2002 MWC Freshman of the Year leads team in ppg
G	2	Mike Rose	6-2	185	So.	Houston, TX / Spring Woods HS	6.0	1.0	Excellent shooter can be a strong scoring threat
G	10	Terry Nashif	5-10	165	Sr.	Vancouver, WA / Evergreen HS	4.7	2.0	Senior captain has made 10 career starts

### BYU OFF THE BENCH:

POS.	#	NAME	HT.	WT.	YR.	HOMETOWN (LAST TEAM)	PPG	RPG	NOTE
G/F	3	Keena Young	6-6	205	So.	Beaumont, TX / South Plains College	9.7	6.7	Transfer playing well; started in place of Meads Wed.
F	4	Joshua Burgess	6-8	230	Jr.	Irvine, CA / Irvine Valley College	-	-	Sat out last season in Provo; has nice shooting touch
G	5	Joshua Reisman	6-1	180	Jr.	Mount Vernon, WA / San Jose City College	2.0	0.0	Transfer saw first action vs. Chaminade
G	12	Brock Reichner	6-4	205	Jr.	Provo, UT / Salt Lake Community College	0.0	0.0	Walkon transfer adds size and depth to the guardline
G	13	Austin Ainge	6-2	180	So.	Gilbert, AZ / Highland HS	2.7	1.7	Good transition passer sparked BYU run vs. Chaminade
G	20	Sam Burgess	6-3	190	So.	Alpine, UT / Snow College	4.0	1.7	Newcomer returned from two-year mission in May
C	34	David Burgess	6-10	265	Fr.	Irvine, CA / Woodbridge HS	0.0	0.0	Freshman is smart; post player with excellent size inside
C	43	Derek Dawes	6-11	265	So.	Salt Lake City, UT / Cottonwood HS	5.0	5.3	Redshirted last year; this year highs of 10 points, 10 rebs
F	44	Trent Plaisted	6-11	220	Fr.	San Antonio, TX / Clark HS	1.0	2.3	Versatile freshman can take his game to the perimeter
F/C	54	Chris Miles	6-11	235	Fr.	Provo, UT / Timpview HS	1.0	2.5	Two-time 4A Utah MVP could play the 4 or 5 position
G	23	Jimmy Balderson	6-6	200	So.	Magrath, Alberta / Magrath HS	-	-	Will redshirt this season



**BYU SERIES RECORD VS. ...**

**CALIFORNIA**

Overall Series Record: California leads 6-4  
 BYU Record in Provo: 2-2  
 BYU Record at California: 0-3  
 BYU Record at Neutral Sites: 2-1  
 BYU Record under Steve Cleveland: 0-3  
 BYU Record in Overtime Games: N/A  
 Longest BYU Win Streak: 2 (1968-69; 1976-89)  
 Longest California Win Streak: 4 (1989-present)  
 Largest BYU Margin of Victory: 19, 98-79 in 1969  
 Largest California Margin of Victory: 27, 86-59 in 1957  
 Most Points Scored by BYU: 98 in 1969  
 Most Points Scored by California: 86 in 1957

Date	Opponent	Score	W/L
3-15-57	vs. California#	59-86	L
12-26-68	vs. California^	82-74	W
12-5-69	California	98-79	W
12-6-69	California	75-77	L
12-30-76	vs. California*	75-70	W
2-14-89	California	87-74	W
12-23-89	at California	63-85	L
12-22-97	at California	64-68	L
12-19-98	California	70-71	L
11-26-03	at California	46-47	L

#NCAA (Corvallis)  
 ^Far West Classic  
 \*All College Tournament

**LAST YEAR'S BOX SCORE**

11-26-03 7:00 at Haas Pavilion, Berkeley, CA  
 VISITORS: Brigham Young 1-1

#	Player	tot-fg		3-pt		rebounds			pf	tp	a	to	blk	s	min				
		fg	fga	fg	fga	of	de	tot											
03	BIGELOW, Mark	f	3	9	1	2	0	0	2	3	5	0	7	1	4	2	0	36	
52	JENSEN, Jared	f	0	2	0	0	4	4	1	1	2	4	4	0	2	1	0	21	
55	ARUAJO, Rafael	c	4	6	0	1	1	4	4	3	7	5	9	0	2	0	0	18	
00	WOODBERRY, Kevin	g	2	7	2	6	0	1	0	3	3	0	6	0	2	1	1	34	
04	LEMES, Luiz	g	0	2	0	0	0	0	0	2	2	1	0	4	3	0	1	23	
01	HALL, Mike	g	7	13	0	2	3	3	1	2	3	4	17	1	1	1	1	26	
02	ROSE, Mike	g	0	0	0	0	0	0	0	0	0	0	0	0	2	0	0	4	
05	SHOFF, Jake	g	0	1	0	0	0	0	0	0	0	3	0	1	3	0	0	10	
10	NASHIE, Terry	g	1	1	1	1	0	0	0	2	2	1	3	2	2	0	0	14	
12	ROBERTS, Marc	g	0	0	0	0	0	0	0	0	0	0	0	0	0	0	0	4	
41	MEADS, Garner	g	0	2	0	0	0	0	0	1	1	2	0	1	0	0	0	10	
TEAM																			
Totals.....		17	45	4	12	8	12	10	19	29	20	46	10	21	5	4	200		

TOTAL FG% 1st Half: 6-20 30.0% 2nd Half: 11-25 44.0% Game: 37.8% DEADBALL  
 3-Pt. FG% 1st Half: 3-7 42.9% 2nd Half: 1-5 20.0% Game: 33.3% REBOUNDS  
 F Throw % 1st Half: 7-8 87.5% 2nd Half: 1-4 25.0% Game: 66.7% 21

**HOME TEAM: California 1-1**

#	Player	tot-fg		3-pt		rebounds			pf	tp	a	to	blk	s	min				
		fg	fga	fg	fga	of	de	tot											
25	Kately, Marquise	f	2	7	0	1	0	1	1	0	1	2	4	0	2	1	1	27	
44	Powe, Leon	f	7	10	0	4	8	5	6	11	2	18	0	4	0	1	25		
24	Tamir, Amit	c	2	13	0	7	2	4	5	9	3	6	1	4	2	2	34		
01	Ubaka, Ayinde	g	3	7	1	2	2	0	0	0	0	9	3	1	0	1	31		
15	Midgley, Richard	g	0	1	0	0	2	1	1	2	3	2	2	2	0	0	29		
02	Diggs, A.J.	g	1	3	0	1	0	0	0	0	2	2	0	1	0	2	17		
03	McGuire, Dominic	g	2	6	0	2	0	0	1	3	4	1	4	0	0	1	14		
30	Bond, Erik	g	0	0	0	0	0	0	0	0	0	0	0	0	1	0	0	3	
33	Hughes, Gabriel	g	0	0	0	0	0	0	0	0	0	0	0	0	0	0	0	3	
40	Famulener, Conor	g	0	1	0	1	2	2	0	4	4	1	2	1	2	0	13		
55	Paris, David	g	0	3	0	0	0	0	3	0	3	0	0	1	1	0	4		
TEAM																			
Totals.....		17	51	1	14	12	17	15	20	35	15	47	9	18	4	8	200		

TOTAL FG% 1st Half: 10-22 45.5% 2nd Half: 7-29 24.1% Game: 33.3% DEADBALL  
 3-Pt. FG% 1st Half: 1-8 12.5% 2nd Half: 0-6 0.0% Game: 7.1% REBOUNDS  
 F Throw % 1st Half: 2-3 66.7% 2nd Half: 10-14 71.4% Game: 70.6% 4

Officials: Mark Reischling, Verne Harris, Michael Irving  
 Technical fouls: Brigham Young-None. California-None.  
 Attendance: 10604

Score by Periods	1st	2nd	Total
Brigham Young	22	24	46
California	23	24	47

Points in the paint-BY 24,CAL 26. Points off turnovers-BY 14,CAL 13.  
 2nd chance points-BY 10,CAL 13. Fast break points-BY 4,CAL 6.  
 Bench points-BY 20,CAL 8. Score tied 2 times. Lead changes-9 times.

**LOOKING AT CALIFORNIA**

California (2-1) returns three starters and nine lettermen from last year's 13-15 team that tied for fourth in Pac-10 play. The Bears opened the year at home with wins over UC Riverside (78-61) and Southern (82-63) sandwiched between a loss to upcoming BYU opponent Saint Mary's (61-52). The Bears first road game of the year is Saturday in the Marriott Center. Junior guard Richard Midgley leads the Bears in scoring after three games, averaging 16.0 points per game while sophomore swingman Marquise Kately adds 15.7 ppg as the two double-figures scorers for California. Both players have increased their scoring (Midgley averaged 10.6 ppg and Kately 10.5 ppg last season) with the September loss of last year's Pac-10 Freshman of the Year Leon Powe to a season-ending knee injury. Powe averaged 15.1 ppg and 9.5 rpg last year and would have been Coach Ben Braun's fourth returning starter on this year's squad. The Bears suffered another injury blow in Tuesday's win over Southern as another returning starter, sophomore guard Ayinde Ubaka, broke a bone in his foot and will be out for up to eight weeks. Cal's top assist man (4.0 apg) also added 7.7 points over the first three games. Kately pulls down a team-best 7.0 rebounds per game. Cal's third-leading scorer comes off the bench as 6-foot-8 junior forward David Paris chips in 8.7 points and 4.0 rebounds in only 16 minutes per game. He is shooting 64 percent from the floor. Freshman F/C DeVon Hardin showed much of his potential with eight points and seven boards in just 14 minutes vs. Southern. As a team, the Bears are shooting .457 from the floor including a sizzling .593 from three-point range, and .649 from the line. Cal's opponents have shot .390 from the floor and .235 from behind the arc. The Bears average 70.7 ppg while allowing 61.7 and have a slight deficit on the boards (37.0 - 36.7). Ben Braun is 155-95 in his ninth season at Cal and is 488-330 in his 28th year overall.

**CALIFORNIA'S PROBABLE STARTERS**

POS.	#	NAME	HT.	WT.	YR.	PPG	RPG
F	25	Marquise Kately	6-5	220	So.	15.7	7.0
F	3	Dominic McGuire	6-8	210	So.	4.0	5.3
C	0	Rod Benson	6-10	210	Jr.	5.3	2.3
G	15	Richard Midgley	6-2	200	Jr.	16.0	4.7
G		TBA*					

**KEY PLAYERS OFF THE BENCH**

F	14	Eric Vierneisel	6-7	200	Fr	4.7	2.0
G	20	Martin Smith	5-11	175	Jr	3.0	4.3(apg)
F	32	Kevin Langford	6-7	225	Fr	1.7	2.7
F/C	35	DeVon Hardin	6-10	225	Fr	3.5	5.3
F/C	55	David Paris	6-8	260	Jr	8.7	4.0

\* Starting guard Ayinde Ubaka (6-3, So., 7.7 ppg, 4.0 apg) broke a bone in his foot during Cal's win over Southern Tuesday and will not play Saturday. He had surgery and is expected to be out for up to eight weeks.

**LAST YEAR'S GAME - COUGARS FALL ON LATE TIP-IN BUCKET AT CAL**

Amit Tamir's tip-in with 5.8 seconds left gave Cal a 47-46 win, thwarting BYU's comeback effort at Haas Pavilion. The Cougars fought back from an eight-point deficit to take a 46-45 lead late in the game behind the scoring of JC transfer Mike Hall, who scored 13 of his 17 points in the second half. BYU had a chance to extend its one-point lead when senior guard Kevin Woodberry was fouled with 21 seconds left in the game, but Woodberry missed the front end of a one-and-one to set up Tamir's game-winning score. The Cougars' late-game run was sparked by Terry Nashif, who hit a three-pointer with 8:20 left in the game to cut the Bears lead to 43-38. Mark Bigelow would then hit a layup to bring the Cougars within three. Hall scored three baskets to cap off the Cougars' 11-2 run. A defensive game throughout, BYU shot 38 percent from the floor and held the Bears to a 33 percent success rate on their shots. BYU and Cal also had trouble holding onto the ball with BYU turning the ball over 21 times while Cal committed 18 turnovers. The Cougars' big men were limited by foul trouble throughout the night. Rafael Araujo, who finished the game with nine points and seven rebounds, was on the bench for most of the second half after fouling out with just over nine minutes left in the game. "We fought through it and put ourselves in a position to win the game," BYU coach Steve Cleveland said. "But we didn't lose this game in the final seconds. We lost this game in the first half with 13 turnovers." BYU falls to 1-1 with the loss while the Bears improve to 1-1.

**CAL LAST NON-LEAGUE TEAM TO DEFEAT COUGARS IN THE MARRIOTT CENTER**

BYU has won its last 40 games over non-league opponents in the Marriott Center. The last non-league team to defeat BYU in Provo was Cal when the Bears edged the Cougars 71-70 on Dec. 19, 1998.



2004-05 BYU NUMERICAL ROSTER

NO.	NAME	POS.	HT.	WT	YR.	HOMETOWN (PREVIOUS SCHOOL)
1	Mike Hall	G/F	6-3	205	Sr.	TR-1L San Bernardino, CA / Dixie State College
2	Mike Rose	G	6-2	185	So.	1L Houston, TX / Spring Woods HS
3	Keena Young	G/F	6-6	205	So.	TR Beaumont, TX / South Plains College
4	Joshua Burgess	F	6-8	230	Jr.	TR-RS Irvine, CA / Irvine Valley College
5	Josh Reisman	G	6-1	180	Jr.	TR Mount Vernon, WA / San Jose City College
10	Terry Nashif	G	5-10	165	Sr.	3L Vancouver, WA / Evergreen HS
12	Brock Reichner	G	6-4	205	Jr.	TR Provo, UT / Salt Lake Community College
13	Austin Ainge	G	6-2	180	So.	RS-1L Gilbert, AZ / Highland HS
20	Sam Burgess	G	6-3	190	So.	TR Alpine, UT / Snow College
23	Jimmy Balderson	G	6-6	200	So.	1L Magrath, Alberta / Magrath HS
34	David Burgess	C	6-10	265	Fr.	HS Irvine, CA / Woodbridge HS
41	Garner Meads	F	6-8	225	So.	RS-1L Salt Lake City, UT / Brighton HS
43	Derek Dawes	C	6-11	275	So.	1L-RS Salt Lake City, UT / Cottonwood HS
44	Trent Plaisted	F	6-11	220	Fr.	HS San Antonio, TX / Clark HS
52	Jared Jensen	F/C	6-9	250	Sr.	3L West Haven, UT / Fremont HS
54	Chris Miles	F	6-11	235	Fr.	HS Provo, UT / Timpview HS

PRONUNCIATION GUIDE

**TERRY NASHIF**  
NASH-if

**TRENT PLAISTED**  
PLAY-sted

**BROCK REICHNER**  
RICH-ner

**JOSH REISMAN**  
REESE-mahn

**KEENA YOUNG**  
KEY-nah

**WALTER ROESE**  
row-EESE

**ROBERT RAMOS**  
RAY-mus

Head Coach: Steve Cleveland, UC Irvine, 1976

Associate Head Coach: Dave Rose, Houston, 1983

Assistant Coaches: Andy Toolson, BYU, 1990; John Wardenburg, BYU, 1986

Director of Basketball Operations: Walter Roese, BYU-Hawaii, 1994

Team Trainer: Robert Ramos, BYU, 1995

SEASON / CAREER HIGHS

#	PLAYER	POINTS	REBOUNDS	ASSISTS
1	HALL, Mike <i>Career:</i>	14 vs. Chaminade 22 vs. Weber State (2003)	6 vs. Stanford, Chaminade 8 vs. UVSC (2003)	5 vs. Chaminade same
2	ROSE, Michael <i>Career:</i>	8 vs. Stanford 26 vs. Southern Utah (2003)	2 vs. Stanford 5 vs. Western Oregon (2003)	3 vs. Chaminade 6 vs. Southern Utah (2003)
3	YOUNG, Keena <i>Career:</i>	14 vs. Chaminade same	10 vs. North Carolina same	- -
4	BURGESS, Joshua <i>Career:</i>	- -	- -	- -
5	REISMAN, Joshua <i>Career:</i>	2 vs. Chaminade same	- -	- -
10	NASHIF, Terry <i>Career:</i>	7 vs. Stanford 11 at San Diego State (2003)	4 vs. Chaminade 6 vs. Colorado State (2004)	5 vs. Chaminade 8 vs. Idaho State at Cable Car (2003)
12	REICHNER, Brock <i>Career:</i>	- -	- -	- -
13	AINGE, Austin <i>Career:</i>	6 vs. North Carolina 6 vs. CSU (2004), vs. UNC (2005)	4 vs. Chaminade same	2 vs. Chaminade 2 vs. CSU (2004), Chaminade (2005)
20	BURGESS, Sam <i>Career:</i>	8 vs. Chaminade same	3 vs. Chaminade same	1 vs. Stanford same
34	BURGESS, David <i>Career:</i>	- -	- -	- -
41	MEADS, Garner <i>Career:</i>	9 vs. Stanford 19 vs. San Diego State (2004)	9 vs. North Carolina 10 vs. Wyoming (2004)	1 vs. North Carolina same (10 times) last vs. North Carolina
43	DAWES, Derek <i>Career:</i>	10 vs. Chaminade same	10 vs. Stanford same	1 vs. Chaminade 2 vs. Wyoming (2/15/01)
44	PLAISTED, Trent <i>Career:</i>	2 vs. North Carolina same	4 vs. Stanford same	1 vs. North Carolina same
52	JENSEN, Jared <i>Career:</i>	16 vs. Chaminade 20 at Air Force (2002)	5 vs. Chaminade 10 (3 times-Creighton, CSUN, CSU)	1 vs. North Carolina 3 at San Diego State
54	MILES, Chris <i>Career:</i>	2 vs. Chaminade same	- -	- -



**COUGAR ROSTER BREAKDOWN****STARTERS RETURNING (3)**

Mike Hall	G/F Sr.	12.8 PPG, 3.5 RPG, 1.4 SPG <i>(30 starts in 2003-04, 30 career starts)</i>
Jared Jensen	F/C Sr.	3.8 PPG, 2.1 RPG, .536 FG% <i>(8 starts in 2003-04, 58 career starts)</i>
Garner Meads	F So.	4.2 PPG, 2.9 RPG, .547 FG% <i>(18 starts in 2003-04, 18 career starts)</i>

**STARTERS LOST (4)**

Rafael Araujo	C 6-11	18.4 PPG, 10.1 RPG, 1.4 SPG <i>(30 starts in 2003-04, 62 career starts)</i>
Mark Bigelow	F/G 6-7	13.4 PPG, 3.8 RPG, 2.8 APG <i>(30 starts in 2003-04, 119 career starts)</i>
Luiz Lemes	G 6-3	8.7 PPG, 3.0 RPG, 4.5 APG <i>(30 starts in 2003-04, 30 career starts)</i>
Kevin Woodberry	G 6-0	5.0 PPG, 1.9 RPG, 2.1 APG <i>(5 starts in 2003-04, 31 career starts)</i>

**LETTERWINNERS RETURNING (8)**

Mike Hall	G/F Sr.	12.8 PPG, 3.5 RPG, 1.4 SPG
Jared Jensen	F/C Sr.	3.8 PPG, 2.1 RPG, .536 FG%
Terry Nashif	G Sr.	1.0 PPG, 1.0 RPG, 1.1 APG
Austin Ainge	G So.	1.3 PPG, 0.4 RPG, 0.8 APG
Garner Meads	F So.	4.2 PPG, 2.9 RPG, .547 FG%
Mike Rose	G So.	3.9 PPG, 0.7 RPG, .459 3FG%
* Jimmy Balderson	G So.	4.0 PPG, 1.5 RPG
* * Derek Dawes	C So.	1.1 ppg, 2.0 rpg

\* returning from mission; stats from 2001-02 season

\* \* redshirt last year after returning from mission, stats from 2000-01 season

**LETTERWINNERS LOST (7)**

Rafael Araujo	C Sr.	18.4 PPG, 10.1 RPG, 1.4 SPG
Mark Bigelow	F/G Sr.	13.4 PPG, 3.8 RPG, 2.8 APG
Luiz Lemes	G Sr.	8.7 PPG, 3.0 RPG, 4.5 APG
Kevin Woodberry	G Sr.	5.0 PPG, 1.9 RPG, 2.1 APG
Jake Shoff	F/C Sr.	2.9 PPG, 2.7 RPG, .612 FG%
Ricky Bower	G Sr.	Missed Sr. season due to injury
+ Marc Roberts	G 6-3	(1.7 ppg, 1.1 rpg)

+ Left team after sixth game in 2003-04

**RETURNING 2003-04 REDSHIRTS (2)**

Joshua Burgess	F 6-8 Jr.	TR
Derek Dawes	C 6-11 So.	1L

**NEWCOMERS (7)**

David Burgess	C 6-10 Fr.	<i>(signed out of Woodbridge HS in Irvine, Calif.)</i>
Sam Burgess	G 6-3 So.	<i>(Transfer back from LDS Mission (Snow College))</i>
Chris Miles	F 6-10 Fr.	<i>(Signed out of Timpview HS in Provo, Utah)</i>
Trent Plaisted	F 6-10 Fr.	<i>(Signed out of Clark HS in San Antonio)</i>
Brock Reichner	G 6-4 Jr.	<i>(Walkon transferring from Salt Lake CC)</i>
Joshua Reisman	G 6-1 Jr.	<i>(Transfer signed out of San Jose City College (Calif.))</i>
Keena Young	G/F 6-6 So.	<i>(Transfer signed out of South Plains College (Texas))</i>

**RETURNING FROM LDS CHURCH MISSIONS (2)**

Sam Burgess	G 6-3	190	So.	TR
				<i>(Returned in May from Spokane, Wash.)</i>
Jimmy Balderson	G 6-6	200	So.	1L
				<i>(Returned in August from Micronesia, Guam)</i>

**BYU IN HOME OPENERS**

BYU is 55-14 (.797) when opening at home. BYU coach Steve Cleveland is 6-1 in home openers since taking over the Cougar program. His team's have won their last six home openers since losing to Washington State (78-49) in his first season in Provo in the second overall game of the 1997-98 season. This will be the third time under Cleveland that the Cougars have opened at home vs. a Pac-10 school. BYU defeated Arizona State (82-70) in the 2001-02 home opener.

**BYU's LAST OUTING - COUGARS DOWN CHAMINADE TO CONCLUDE MAUI INVITATIONAL**

MAUI, Hawaii (Nov. 24, 2004) – BYU came alive offensively as four Cougars scored in double figures in their final game of the EA SPORTS Maui Invitational, a 77-56 win over host Chaminade. Only two BYU players had scored in double figures in the two previous games combined. "I thought that when the game was on the line, we got good play off the bench," BYU coach Steve Cleveland said. "Some guys stepped up and made some plays and we got some stops. I just like the contributions we got from everyone. We still have a long way to go before we become a good team but we made some progress." The story of the first half was scoring runs. Senior center Jared Jensen dominated early as he scored BYU's first seven points. A three by sophomore guard Mike Rose gave the Cougars a 10-2 lead. Chaminade took its turn next as the Silverswords scored 13 of the next 15 points to take a 15-12 lead. Despite the lapse, BYU finished the half strong with a 21-6 run to go into the locker room up 33-21. Jensen finished the first half with nine points. The second half was more of the same for the Cougars, as senior guard Mike Hall took his turn filling up the scoring sheet. He nailed two three pointers to extend the lead to 39-23 and put in four more points to put BYU up 47-31. The Silverswords made a few small runs late in the game to close the gap to 10 but were never able to cut the lead to single digits. Jensen was the leading scorer for BYU, finishing with 16 points on 6-of-8 shooting and adding five rebounds. Sophomore forward Keena Young and senior guard Mike Hall posted identical totals of 14 points and six rebounds. Derek Dawes was solid off the bench, scoring 10 points and pulling down six boards. The Cougars improve to 1-2 with the win while Chaminade falls to 1-3. Junior guard Chris Reeves, who came into the game averaging 26.0 point per contest, was limited to just five by Hall. "I though defensively Mike Hall did a wonderful job," Cleveland said of his senior's play while recovering from an injured ankle. "It was the first time I've seen him play the way he can play."

**BYU COMPETES BUT FALLS TO STANFORD**

Stanford's stifling defense and 11-0 run to start the second half led to a 62-53 victory over BYU Tuesday in the second round of the EA SPORTS Maui Invitational. "We started the game better and competed defensively," BYU coach Steve Cleveland said. "We got into a game that we had a chance to win. I thought we played good team defense. Unfortunately in the second half we missed opportunities. Right now defensively we're making huge strides. Guys just have to step up and make plays." After struggling offensively against North Carolina, the Cougars started off hot versus the Cardinal, hitting on four of their first five shots to jump out to a 9-6 lead. BYU was able to extend its lead to 16-11 on a 10-footer by freshman center Derek Dawes before Stanford went on a run to take a 28-25 lead at half time. The Cougars struggled to start the second half as Stanford scored the first 11 points to jump out to a 39-25 lead. Jensen led the way for BYU with 11 points and Meads added nine. Sophomore Mike Rose added eight points. Dawes was the leader for BYU on the boards, grabbing 10 to go along with four points. BYU shot 35.4 percent (17-48) as a team, including 25 percent (4-16) from three-point range. The Cougars won the battle on the boards, grabbing 38 compared to 34 for the Cardinal. Dan Grunfeld led the way for Stanford with 20 points.

**NO. 11 NORTH CAROLINA DOMINATES FIRST HALF AFTER REBOUNDING FROM UPSET LOSS**

North Carolina cruised to an early lead and went on to defeat BYU 86-50 in the Cougars' season-opener Monday night in the first round of the EA SPORTS Maui Invitational. Despite a stronger second-half effort, the young BYU squad simply could not match up with the No. 11-ranked Tar Heels. "I was proud of the effort in the second half, but we obviously have a lot of learning to do," Cleveland said. "They jumped on us so quickly and we just weren't able to recover. We need to learn how to play at this level and at this speed. We're going to continue to improve and focus on getting the job done tomorrow." The order of the day was pressure defense as the Tar Heels stifled the Cougar offense from the start. The Cougars scored on a Jared Jensen bucket 49 seconds into the game but went another eight minutes without a field goal while North Carolina built up a 25-3 lead. Sophomore point guard Austin Ainge broke up the drought with a three-pointer at the 10:50 mark but the Tar Heel lead was insurmountable as they owned a 48-18 advantage at the half. BYU shot just 19 percent in the first 20 minutes and allowed 17 points off turnovers. The Cougars came out more relaxed in the second half, scoring 12 points in the first six minutes of play. While the scoring margin evened out in the second period – BYU scored 32 points while the Tar Heels scored 38 – the Cougars simply could not overcome the early deficit. Senior Mike Hall, the Cougars' top returning scorer, led BYU with 10 points. Forward Keena Young, a transfer from South Plains Junior College, came within one point of a double-double in his Cougar debut with nine points and 10 rebounds. Senior Jared Jensen also added nine points. As a team, BYU shot 32 percent (18-57) from the floor including 26 percent (6-23) from beyond the arc. The Tar Heels were led by Sean May with 18 points. The 36-point margin of defeat was the largest in the Cleveland era and the biggest deficit since 1997.

**LAST YEAR'S BYU MARGIN OF VICTORY/DEFEAT**

	WINS	LOSSES
1 point	1	1
2 points	1	2
3 points	1	1
4 points	1	1
5 points	2	1
6 points	3	
7 points		
8 points		1
9 points		
10 points		
11 points		
12 points		
13 points	1	
14 points	3	
15 points	1	
16-19 points	2 (17, 19)	
20-24 points	3 (21, 24, 24)	1 (22)
25-29 points	1 (29)	1 (27)
30-plus points	2 (34, 36)	

**CURRENT BYU WIN/LOSS STREAKS ...**

At home	18-0
On the road	3-0
On a neutral floor	1-0
At home vs. Nonconference	40-0
At home vs. MWC	12-0
On the road vs. Nonconference	0-1
On the road vs. MWC	3-0
On a neutral floor vs. Nonconference	1-0
On a neutral floor vs. MWC	0-1
at regular season tournament	1-0
at MWC Tournament	0-1
at NCAA Tournament	0-5
at NIT	0-1

**BYU'S 2003-04 RECORD WHEN ...**

At home	13-0
On the road	5-7
On a neutral floor	3-2
On Television	15-9
On CBS	0-1
On ESPN	3-1
On ESPN2	0-1
On ESPN+Plus	3-2
On ABC	1-0
On SportsWest	7-3
On other local broadcast TV	1-1
On Monday	6-2
On Tuesday	2-1
On Wednesday	1-2
On Thursday	1-1
On Friday	2-1
On Saturday	9-2
Coming off a win	16-4
Coming off a loss	4-4
Had two or more days between last game	16-7
Had only one day between last game	4-1
Playing the next day after a game	1-1
BYU scores 100 or more points	0-0
BYU scores between 90-99 points	2-0
BYU scores between 80-89 points	8-0
BYU scores between 70-79 points	7-2
BYU scores between 60-69 points	4-3
BYU scores below 60 points	0-4
Opponent scores 90 or more points	0-0
Opponent scores between 80-89 points	1-2
Opponent scores between 70-79 points	4-2
Opponent scores between 60-69 points	10-3
Opponent scores between 50-59 points	6-1
Opponent scores below 50 points	0-1
BYU leads at half	16-2
Opponent leads at half	5-6
Score tied at half	0-1
BYU leads with 5 minutes left	20-0
Opponent leads with 5 min. left	0-8
Score tied with 5 minutes left	1-1
BYU leads with 1 minute left	17-1
Opponent leads with 1 min. left	2-8
Score tied with 1 minute left	2-0
Game goes into overtime	1-0
BYU shoots 50 % or better	10-1
Opponent shoots 50 % or better	3-4
BYU out shoots opponent	18-4
Opponent out shoots BYU	3-5
BYU out rebounds opponent	17-4
Opponent out rebounds BYU	4-4
BYU and opponent tie in rebounds	0-1
vs. top-25 ranked opponent	1-1
vs. 2003 conference champions	4-3

**BYU IN MWC STATS**

BYU led all Mountain West Conference teams in field goal percentage, free throw percentage and assists in 2003-04. The Cougars rated second in scoring offense, scoring margin, rebounding margin and assist/turnover ratio. The Cougars ranked third in steals, turnover margin, rebounding defense and scoring defense. In MWC games, BYU also led all league teams in steals.

**COUGAR PROGRAM ACHIEVES ANOTHER 20-WIN SEASON**

Last year's 21-9 NCAA team was Steve Cleveland's fourth 20-win team in the past five years. In his seven seasons in Provo, Cleveland has rebuilt the 1-25 program he inherited into a regular conference contender and NCAA participant. Only three BYU coaches have had more 20-win seasons.

- Stan Watts had 6 seasons of 20 wins in 23 years of coaching
- Roger Reid had 6 seasons of 20 wins in 8 years of coaching
- G.Ott Romney had 5 seasons of 20 wins in 9 years of coaching

**FIVE STRAIGHT POSTSEASON INVITES**

BYU earned its fifth straight postseason invitation in 2003-04, including its third NCAA Tournament berth in the last four years. The Cougars earned their second consecutive NCAA at-large invitation after finishing the year with the MWC's best RPI rating and strength of schedule ranking. The Cougars also had the league's top win with its victory over Big 12 Champion and NCAA Final Four participant Oklahoma State.

**LOOKING AT THE LAST FIVE YEARS**

Year	Overall Record	Pre-League	MWC Games	Home Games	MWC Tourney	Postseason
2003-04	21-9 (.700)	10-3 (.769)	10-4 (.714)	13-0 (1.000)	1-1 (.500)	NCAA 0-1
2002-03	23-9 (.719)	11-4 (.733)	11-3 (.786)	13-1 (.929)	1-1 (.500)	NCAA 0-1
2001-02	18-12 (.600)	10-3 (.769)	7-7 (.500)	16-0 (1.000)	0-1 (.000)	NIT 1-1
2000-01	24-9 (.727)	11-4 (.733)	10-4 (.714)	15-0 (1.000)	3-0 (1.000)	NCAA 0-1
1999-00	22-11 (.667)	11-2 (.846)	7-7 (.500)	14-2 (.875)	2-1 (.667)	NIT 2-1
<b>TOTALS</b>	<b>108-50 (.684)</b>	<b>53-16 (.768)</b>	<b>45-25 (.643)</b>	<b>71-3 (.959)</b>	<b>7-4 (.636)</b>	<b>3-5 (.375)</b>

**CONFERENCE TITLES**

BYU has won two regular season MWC titles (2001 and 2003) and one MWC Tournament crown (2001) during the five years of the Mountain West Conference. BYU finished second in the regular season this year and was the 2000 MWC Tournament runner-up.

**MWC SUCCESS**

With BYU's 10-4 conference record last year, Steve Cleveland now has the most MWC wins of any coach. He passed Wyoming's Steve McClain last season and now has 45 MWC wins compared to McClain's 41.

**BYU SUCCESS EVIDENT BY MWC AWARDS**

BYU players have earned 15 All-MWC honors in the five years of the league, including last year when Rafael Araujo (1st team), Mark Bigelow (2nd team) and Mike Hall (3rd team) were recognized. Two players, Mekeli Wesley in 2001 and Rafael Araujo last year, have earned MWC Player of the Year accolades, while two others, Travis Hansen in 2003 and Mike Hall last year, have been named Defensive Player of the Year. Cougar coach Steve Cleveland was named MWC Coach of the Year in 2003.

**NONCONFERENCE SUCCESS**

BYU has had the best success of any MWC team against nonconference competition in the five years of the league. Cleveland has coached BYU to a 56-21 (.727) record against nonconference teams in the five years of the MWC, including the league's only unbeaten home nonconference record at 39-0 over the last five years. Overall, the Cougars have defeated 40 straight non-conference opponents in the Marriott Center since starting the streak with a 61-59 win over Utah State as a member of the WAC on Jan. 2, 1999. BYU has also achieved top nonconference wins with victories over nationally ranked opponents Oklahoma State (2003-04) and Stanford (2001-02).

**PLAYERS IN THE PROS**

In the past five years the BYU program has helped several players go on to professional basketball opportunities. Rafael Araujo was the No. 8 overall pick in this year's NBA draft, selected by the Toronto Raptors. Travis Hansen was the second-round pick of the Atlanta Hawks in 2003. After playing one year with the Hawks he signed a lucrative one-year contract to play in Spain. Others to play professionally over the past five years include Mekeli Wesley (Belgium), Terrell Lyday (France), Trent Whiting (Italy), Eric Nielsen (Spain) and Silester Rivers (Chile). In addition to Araujo, Mark Bigelow and Luiz Lemes joined the professional ranks overseas from last year's team.

**BYU TOPS MWC IN ATTENDANCE**

BYU led the Mountain West Conference in attendance and was ranked 11th nationally in home attendance after averaging 15,300 in 13 home games in 2003-04. The prior season in 2002-03, BYU averaged the 17th largest crowd in the nation overall at 14,468 and had the nation's largest percentage increase over the prior season (during the 2002 Olympic Games hosted in Salt Lake City). Last year BYU had a season-high 22,718 attendance vs. Utah, the largest crowd since 1992 and the 21st largest crowd ever in the Marriott Center.

YEAR	OVERALL ATTENDANCE	PRE-LEAGUE	MWC GAMES
2003-04	15,300	13,340	16,981
2002-03	14,468	13,355	15,581
2001-02	8,630	6,810	11,043
*1997-98	8,430	6,647	9,767

\*Cleveland's first year



**BYU NCAA RESULTS**

<b>1950</b>	Western Regional Semis (Kansas City) Baylor 56, BYU 55 Western Consolation (Kansas City) BYU 83, UCLA 62
<b>1951</b>	West First Round (Kansas City) BYU 68, San Jose State 61 West Regional Semifinals (Kansas City) Kansas State 64, BYU 54 West Regional Consolation (Kansas City) Washington 80, BYU 67
<b>1957</b>	West Regional Semifinals (Corvallis, Ore) California 86, BYU 59 West Regional Consolation (Corvallis, Ore) BYU 65, Idaho State 54
<b>1965</b>	West Regional Semifinals (Provo) UCLA 100, BYU 76 West Regional Consolation (Provo) Oklahoma City 112, BYU 102
<b>1969</b>	West First Round (Las Cruces, NM) New Mexico State 74, BYU 62
<b>1971</b>	West First Round (Logan, UT) BYU 91, Utah State 82 West Reg. Semifinals (Salt Lake) UCLA 91, BYU 73 West Reg. Consolation (Salt Lake) Pacific 84, BYU 81
<b>1972</b>	West First Round (Pocatello, Idaho) Long Beach State 95, BYU 90
<b>1979</b>	West Second Round (Tucson, Ariz.) (4) San Francisco 86 (5) BYU 63
<b>1980</b>	West First Round (Ogden, Utah) (6) Clemson 71 (3) BYU 66
<b>1981</b>	East Regional (Providence, R.I.) (6) BYU 60, (11) Princeton 51 (6) BYU 78, (3) UCLA 55 East Regional Semifinals (Atlanta) (6) BYU 51, (2) Notre Dame 50 West Regional Finals (Atlanta) (1) Virginia 74, (6) BYU 60
<b>1984</b>	Midwest Regional (Birmingham, Ala.) (8) BYU 84, (9) UAB 68 (1) Kentucky 93, (8) BYU 68
<b>1987</b>	SE First Round (Birmingham, Ala.) (7) New Orleans 83, (10) BYU 79
<b>1988</b>	Midwest Regional (Birmingham, Ala.) (4) BYU 98, (13) NC-Charlotte 92 (OT) (5) Louisville 97, (4) BYU 76
<b>1990</b>	East First Round (Hartford, Conn.) (5) Clemson 49, (12) BYU 47
<b>1991</b>	West First Round (Salt Lake) (10) BYU 61, (7) Virginia 48 West Second Round (Salt Lake) (2) Arizona 76, (10) BYU 61
<b>1992</b>	West First Round (Boise, Idaho) (7) LSU 94, (10) BYU 83
<b>1993</b>	Midwest First Round (Chicago) (7) BYU 80, (10) SMU 71 Midwest Second Round (Chicago) (2) Kansas 90, (7) BYU 76
<b>1995</b>	Midwest First Round (Memphis, Tenn.) (9) Tulane 76, (8) BYU 70
<b>2001</b>	West First Round (San Diego, Calif.) (5) Cincinnati 84, (12) BYU 59
<b>2003</b>	South First Round (Spokane, Wash.) (5) Connecticut 58, (12) BYU 53
<b>2004</b>	Phoenix Region First Round (Denver, Colo.) (5) Syracuse 80, (12) BYU 75

**WINNING BASKETBALL TRADITION**

With its all-time record of 1471-940 (.610), BYU is No. 19 all-time in Division I victories. The Cougars rank 36th all-time in winning percentage among all Division I basketball programs. The Cougars have had 82 winning seasons in their 102 years of basketball and have made 30 postseason appearances, including 21 NCAA bids, and won 26 conference championships.

**WINNING WAYS**

- With its win at UNLV last year to conclude the regular season, BYU achieved its 28th 20-win season. The Cougars have averaged 20 wins every 2.7 years (BYU has played 76 seasons in which it has played at least 20 games in a season).

- Last year was BYU coach Steve Cleveland's fourth 20-win season in his seven years in Provo since rebuilding the program from its 1-25 season in 1996-97. Cleveland has the second-highest percentage of 20 win seasons (57%) in BYU history behind Roger Reid (75%). Only three BYU coaches have had more than four seasons of 20 wins:

Stan Watts had 6 seasons of 20 wins in 23 years of coaching  
Roger Reid had 6 seasons of 20 wins in 8 years of coaching  
G.Ott Romney had 5 seasons of 20 wins in 9 years of coaching

**CLEVELAND NO. 2 ON MARRIOTT CENTER VICTORY LIST; NO. 2 IN ALL-TIME BYU WINS ON HORIZON**

Cougar head coach Steve Cleveland has guided BYU to the second-most Marriott Center wins. He needs nine more Marriott Center wins to have the most ever by a BYU coach. With his 84-18 record in the Cougars' home arena, he is currently second, having passed Frank Arnold's 81 victories with his win vs. New Mexico last year. Roger Reid has the most Marriott Center wins with 92. Ladell Andersen is fourth with 71. With a 129-87 overall record in his seven seasons in Provo, Cleveland is fifth on BYU's career coaching victories list but is only 24 wins from moving into second. He needs nine wins to move into fourth. He moved past Ladell Andersen (114-71 record from 1983-89) last season. Legendary Cougar coach Stan Watts has the most wins in school history with 372 triumphs from 1949-72. Ott Romney (1927-35) and Roger Reid (1989-96) both achieved 152 victories and Frank Arnold (1975-83) is currently fourth with 137 wins.

**BYU AMONG 14 TEAMS TO HAVE PLAYER DRAFT EACH OF THE LAST TWO SEASONS**

BYU is one of 14 teams to have at least one player drafted in each of the last two NBA drafts. Former BYU center Rafael Araujo was the No. 8 overall pick in the 2004 draft, being selected by the Toronto Raptors. Former BYU guard Travis Hansen was the No. 37 pick overall, taken in the second round by the Atlanta Hawks in the 2003 draft. Following is the list of teams that have had a player drafted the past two seasons (number of players drafted in parenthesis): Arizona (2), BYU (2), Connecticut (3), Duke (3), Georgia (2), Gonzaga (2), Memphis (2), Minnesota (2), Missouri (2), Oregon (2), Stanford (3), Texas (2), UCLA (2), Xavier (3).

**NCAA TOURNAMENT TRADITION**

BYU gained an at-large bid to the NCAA Tournament after making a solid case for entry into the annual championship field. The Cougars achieved 21 wins even though they played more games (16) away (8-8 record) from home than they did in the Marriott Center where BYU was a perfect 13-0. The Cougars finished the season strong, winning nine straight games until being upset 54-51 by Utah in the MWC Tournament semifinals. BYU had an RPI of 31 and strength of schedule rated No. 35 when selected. BYU had quality wins, including a neutral court victory over nationally ranked and Final Four qualifier Oklahoma State, the Big 12 champs.

- BYU made its 21st NCAA Tournament appearance. The Cougars have an 11-24 record in the NCAA Tournament.

- BYU coach Steve Cleveland has guided the Cougars to the NCAA Tournament three out of the last four seasons, including back-to-back appearances the last two years. In his seventh year at BYU, Cleveland has guided the Cougars to postseason play in each of the past five seasons. He has returned the Cougar program to an annual tournament participant since taking over a program that was 1-25 the season before his arrival.

**ALL-AMERICA TRADITION**

BYU senior Rafael Araujo was named to the Basketball Times All-America Second Team and was an Associated Press honorable mention pick last season. Regarded as the nation's No. 2 center by Basketball Times, Araujo earned second-team honors while Connecticut center Omeke Okafor received first-team accolades and Duke center Shelden Williams was selected to the third team. Araujo led the Cougars in scoring last season at 18.4 points per game and pulled down a team-leading 10.1 boards per game, which ranks 11th nationally. He had the fourth highest combined points and rebounds averages in the nation last year. The MWC Co-Player of the Year, Araujo also topped BYU in steals (1.4 spg) and blocks (0.8 bpg) and led all MWC players in steals in league action. The 6-foot-11 280-pound native of Sao Paulo, Brazil, recorded 16 double-doubles games, the fifth best single-season total all-time at BYU, while leading the Cougars to a 21-9 record and their second straight at-large NCAA Tournament berth. Araujo was joined on the second team by Wisconsin point guard Devin Harris, North Carolina wing Rashad McCants, Providence forward Ryan Gomes, and Mississippi State forward Lawrence Roberts. Araujo is the 19th Cougar basketball player to earn All-America honors and the first since 2001 when Mekeli Wesley earned Associated Press honorable mention honors. Araujo was also named an honorable mention AP selection, as Okafor was the only center selected to the three AP teams. Araujo is the first Cougar since Mike Smith in 1988 to receive second-team honors. He recorded career highs of 32 points and 17 rebounds in BYU's win over now No. 3 Oklahoma State and finished his season with 24 points and 12 rebounds against defending national champion Syracuse in the first round of the NCAA Tournament.





Steve Cleveland is entering his eighth year at the helm of the Cougars in 2004-05. During his tenure at BYU, Cleveland has proven to be a first-rate recruiter, an excellent coach and player developer, and above all, a winner.

Cleveland has guided BYU to five straight postseason appearances and four 20-win seasons in the last five years. Only three other BYU coaches have ever achieved more 20-win seasons. He was recognized as the Mountain West Conference's top strategist in the 2004 Street & Smith College Basketball Preview. He was honored as the MWC Coach of the Year in 2002-03,

as voted by the league's coaches and media members, after guiding BYU to a share of the MWC regular season title and a 23-9 record.

In 2003-04, Cleveland coached the Cougars to a 76-71 win over then No. 25 and 2004 Final Four team Oklahoma State in the Delta Center. The Cougars finished second in the Mountain West Conference and advanced to the NCAA Tournament before losing 80-75 to defending national champion Syracuse. In 2002-03, Cleveland's team finished 23-9 and tied for the MWC title before earning an NCAA invite. In 2001-02, Cleveland coached BYU to a win over No. 13 Stanford and advanced to the second round of the NIT despite having lost four starters and six of his top seven players from the prior season. In 2000-01, Cleveland guided BYU to its first NCAA tournament bid since 1995, its first conference regular season title since 1993 and its first conference tournament championship since 1992. While rebuilding a program that finished 1-25 before his arrival, he has posted records of 9-21, 12-16, 22-11, 24-9, 18-12, 23-9 and 21-9. The 1999-2000, 2000-2001 and 2002-03 seasons all rank among the school's best years ever in terms of wins. In fact, since BYU's first season in 1903, only five BYU teams have ever recorded more wins than the 24-9 team in 2000-01.

Cleveland has brought the magic of the Marriott Center back in Provo. BYU averaged 15,300 fans in 2003-04, including the largest crowd (22,718) since 1992, to rank 11th nationally. BYU had the nation's largest percentage increase in attendance in 2003. The Cougars owned the nation's longest homecourt victory streak for much of the 2002 and 2003 seasons until it finally ended at 44 games. BYU has won 62 of its last 63 games at home, including unbeaten seasons in 2001, 2002 and 2004.

Cleveland's teams have traditionally been prepared to play their best at the end of the season. BYU ended the 2003-04 season on a nine-game winning streak through February and March until losing in the MWC semifinal game, earning its third NCAA bid in the last four years. BYU has been to the post-season five straight years. In 2001-02 BYU won in the first round of the NIT before losing at eventual NIT champion Memphis. In 2000-01, BYU won five straight games on the road to secure a share of the MWC regular season title and earn the automatic NCAA bid by claiming the MWC Tournament in Las Vegas. The Cougars won six of their last eight games the prior season, including two MWC tournament wins and two NIT victories. In Cleveland's first year, BYU completed a rare sweep of No. 15 New Mexico and UTEP on the road to earn a WAC tournament berth. The road sweep of New Mexico and UTEP was the first for BYU since 1990-91 and the 83-62 upset of nationally ranked New Mexico in the Pit ended the Lobos' 41-game home winning streak. In Cleveland's second season the Cougars had a blowout win over UTEP before a 90-74 conference tournament upset victory over TCU to achieve BYU's first conference tournament win since 1994.

Cleveland's teams have advanced to the finals of the MWC tournament in two of the five seasons the event has been played, winning the title in 2001.

As a recruiter, Cleveland has made a similar impact on BYU's program. Cleveland's recruits have proven they are not only committed to Cleveland's vision but also are the kind of players to help make that vision a reality in Provo. Cleveland and his staff have been able to attract top talent and develop them into better players.

Cleveland's recruits have been honored with a string of conference newcomer or major awards in their first seasons at BYU. Eight players have been honored in Cleveland's seven years as the Cougar coach, including five who have been singled out as either the conference newcomer or freshman of the year. The last two years Rafael Araujo was named the Newcomer of the Year by the conference media members in a poll conducted by the Las Vegas Review-Journal (the MWC no longer has such an award) and Mike Hall was named MWC Defensive Player of the Year. Listed below is the list of award winners in their first season at BYU.

- Mike Hall (2003-2004 Defensive Player of the Year; All-MWC Third Team)
- Rafael Araujo (2002-2003 Newcomer of the Year by MWC media poll)
- Jared Jensen (2001-2002 MWC Co-Freshman of the Year)
- Trent Whiting (2000-2001 MWC Newcomer Team, 2nd Team All-MWC)
- Terrell Lyday (1999-2000 MWC Newcomer of the Year; All-Tournament Team)
- Mark Bigelow (1998-99 WAC Freshman of the Year; Newcomer Team, 2nd Team All-WAC)
- Mekeli Wesley (1997-98 WAC Newcomer Team)
- Ron Selleaze (1997-98 WAC Newcomer of the Year; Newcomer Team, 2nd Team All-WAC)

In October 2001, Cleveland signed a multi-year contract extension with BYU. Before taking the helm with the Cougars on March 11, 1997, Cleveland compiled a 157-77 record at Fresno City College in Fresno, Calif. Cleveland was named coach of the year two times while at FCC and led the Rams to post-season playoffs in each of his seven seasons in Fresno. Cleveland coached 10 years at Fresno's Clovis West High School, compiling a 180-70 record.

**PLAYING CAREER**

Cleveland played college basketball at UC Irvine and was the Anteaters' MVP and leading scorer his senior season in 1975-76. Prior to attending UC Irvine, Cleveland was Fresno City College's Most Outstanding Player in 1973-74. Cleveland received a B.A. degree in social science from UC Irvine in 1976, and received a Master's in education administration from Fresno Pacific in 1979.

**PERSONAL**

Cleveland, 52, was born in the Los Angeles area and spent most of his life in Fresno, Calif. He served a full-time mission for the Church of Jesus Christ of Latter-day Saints to England from 1971-73. Cleveland was the first head basketball or football coach at BYU to have served a church mission. Cleveland and his wife Kip have three children: sons Casey and Skyler and daughter Katie.

**CLEVELAND'S BYU LEDGER**

BRIGHAM YOUNG UNIVERSITY						
Year	W	L	Pct.	Conf.	Conf. Tourney	NCAA/NIT
2004-05	1	2	.333			
2003-04	21	9	.700	10-4 (2nd MWC)	1-1	0-1 NCAA
2002-2003	23	9	.719	11-3 (T-1st MWC)	1-1	0-1 NCAA
2001-2002	18	12	.600	7-7 (T-4th MWC)	0-1	1-1 NIT 2000-
2001	24	9	.727	10-4 (T-1st MWC)	3-0	0-1 NCAA
1999-2000	22	11	.667	7-7 (sixth MWC)	2-1	2-1 NIT
1998-1999	12	16	.429	6-8 (fifth WAC)	1-1	
1997-1998	9	21	.300	4-10 (sixth WAC)	0-1	
<b>Totals</b>	<b>130</b>	<b>89</b>	<b>.594</b>	<b>55-43 (.561)</b>	<b>8-6 (.571)</b>	<b>3-5 (.375)</b>





**MIKE HALL**

6-3 • 205 • senior • guard  
San Bernardino, Calif.

**HALL LATELY:** Averaged a team-leading 14.5 points while adding 3.5 rebounds per game in BYU's two exhibition wins prior to being out with an injured ankle the week leading up to the season opener ... Averaged 10.3 ppg, second on the team, at the Maui Invitational but lacked usual explosivness while recovering from injury ... Took career-most 15 shots vs. North Carolina, one more than he ever attempted in a game last year ... Dished out career-high 5 assits vs. Chaminade in BYU's last outing.

**NOTING HALL:** A 6-foot-3 guard from San Bernardino, Calif., Hall is an MWC Player of the Year candidate as a senior ... He earned MWC Defensive Player of the Year honors and All-MWC Third Team last year ... He is BYU's top returning scorer with the departure of NBA lottery pick Rafael Araujo and four-year starter Mark Bigelow ... Hall joined BYU as a junior from Dixie State College, where he was a first-team NJCAA All-American and Scenic West Athletic Conference and NJCAA Region 18 Player of the Year ... Hall began his college career at Pepperdine University in 2000-2001, playing 18 games for Jan van Breda Kolff in his final season coaching the Waves ... Last year filled the position vacated by graduated All-MWC guard Travis Hansen, who was selected by the Atlanta Hawks in the 2003 NBA Draft ... An unselfish, team-oriented player, Hall is an aggressive, slashing offensive scorer; solid rebounder and strong defender ... Last year he had 20 double-figure scoring games, including nine of the last 11 outings ... BYU was 15-5 when he scores in double digits ... Against Syracuse in the NCAA Tournament he had 17 points on 6-of-9 shooting, including 3-of-3 treys, while equaling his season high of 4 assists ... Against the Orangemen he not only hit from long range but had two head-turning dunks, including an ally-oop from Luiz Lemes ... He led BYU with 21 points on 8-of-10 shooting vs. Utah ... His dunk over MWC Co-Player of the Year Nick Welch of Air Force was the ESPN Play of the Day ... He had 16 points vs. New Mexico while holding Danny Granger to 9 points and 3 rebounds (Granger came in averaging 21 and 9) ... He shot 50 percent or better in 17 games .. Scored career-high 22 points vs. Weber State on 8-of-12 shooting.

**PERSONAL:** Born August 1982 in San Bernardino, Calif. ... parents are Clarence and Sharon Hogue ... brother Marcus Hall ... three-year-old son named Elijah Michael ... said he chose BYU because of good coaches, perfect fit for his position, good school, great community and fan support ... said the most influential people in his sports career are his stepfather and mother ... recreation management major.

**Mike Hall – 2004-05 Game-by-Game**

Opponent	Date	GS	Min	TOTAL			3PTS			FT		REBOUNDS				PF	FO	A	TO	Blk	Stl	Pts	Avg		
				FG	FGA	Pct	3FG	FGA	Pct	FT	FTA	Pct	Off	Def	Tot									Avg	
vs North Carolina	11-22-04	*	25	4	15	.267	2	8	.250	0	2	.000	1	3	4	4.0	4	0	0	4	1	1	10	10.0	
vs Stanford	11-23-04	*	33	2	8	.250	1	3	.333	2	2	1.000	2	4	6	5.0	3	0	2	1	0	1	7	8.5	
vs Chaminade	11-24-04	*	38	5	12	.417	2	5	.400	2	2	1.000	3	3	6	5.3	0	0	5	1	0	4	14	10.3	
<b>Totals</b>			<b>3</b>	<b>96</b>	<b>11</b>	<b>35</b>	<b>.314</b>	<b>5</b>	<b>16</b>	<b>.313</b>	<b>4</b>	<b>6</b>	<b>.667</b>	<b>6</b>	<b>10</b>	<b>16</b>	<b>5.3</b>	<b>7</b>	<b>0</b>	<b>7</b>	<b>6</b>	<b>1</b>	<b>6</b>	<b>31</b>	<b>10.3</b>
Games played: 3																									
Points/game: 10.3																									
FG Pct: .314																									
3FG Pct: .313																									
FT Pct: .667																									
Rebounds/game: 5.3																									
Assists/game: 2.3																									
Turnovers/game: 2.0																									
Assist/turnover ratio: 1.2																									
Steals/game: 2.0																									
Blocks/game: 0.3																									

**BYU CAREER HIGHS:**

POINTS: 22 vs. Weber St. (2004)  
 FG MADE: 8 vs. Weber St., vs. Utah (2004)  
 FG ATT: 15 vs. N.Carolina (2005)  
 FG%: .875 (7-8) vs. SUU (2004)  
 3FG MADE: 3 at SCU vs. Syracuse (2004)  
 3FG ATT: 5 at SCU (2004), Chaminade (2005)  
 3FG%: 1.000 (3-3) vs. Syracuse (2004)  
 FT MADE: 10 vs. UNLV (2004)  
 FT ATT: 10 vs. UNLV (2004)  
 FT %: 1.000 (10-10) vs. UNLV (2004)  
 REB: 8 vs. UVSC (2004)  
 ASSISTS: 5 vs. Chaminade (2005)  
 STEALS: 5 vs. SDSU (2004)  
 BLOCKS: 2 vs. WOU, vs. Wyoming (2004)  
 MINUTES: 41 vs. SDSU (2004)

**HALL PRIOR YEARS STATS**

YEAR	GP	GS	MIN	AVG	FG	FGA	PCT	3FG	FGA	PCT	FT	FTA	PCT	OFF	DEF	TOT	AVG	PF	FO	A	AVG	TO	BLK	STL	PTS	AVG
2003-04	30	28	953	31.8	131	265	.494	24	69	.348	98	134	.731	48	56	104	3.5	60	1	54	1.8	58	14	42	384	12.8







**JARED JENSEN**

6-9 • 250 • senior • forward/center  
West Haven, Utah

**JENSEN LATELY:** Averaged team-leading 11.7 points at the Maui Invitational ... Led all players at the Maui Invitational with a .864 shooting percentage, going 13-of-19 from the floor in three games.

**NOTING JENSEN:** Jensen is an all-conference candidate who will play a much larger role as a senior with the departure of NBA lottery pick Rafael Araujo ... Jensen has played power forward much of the past two years with Araujo in the lineup but Jensen now has the opportunity to return to his more natural position at center ... He made 58 starts over his first three seasons ... Jensen earned All-MWC honorable mention in 2002-03 and MWC Co-Freshman of the Year honors in 2001-02 when he finished first in the Mountain West Conference with a team-leading 59.1 field goal percentage (sixth single-season best percentage in school history) ... A talented offensive player in the low-post, he can receive almost any entry pass with exceptionally soft hands ... He came to the Cougars as the most prized high school recruit from the state of Utah, earning the 2001 Deseret News Mr. Basketball Award, scoring 25.8 points and pulling down 13 rebounds per game at Fremont High School ... A smart player with a total understanding of the BYU's defensive scheme, he also finishes well when given the opportunity, shooting 58 percent from the floor for his career ... Last year Jensen appeared in 27 of 30 games, with 8 starts, and averaged 3.8 points and 2.1 rebounds while shooting .536 from the floor and .724 from the line in 12.1 minutes per game ... After missing three games – all BYU losses – due to a back sprain he suffered against Wyoming in Provo, Jensen returned and BYU went on a nine-game winning streak to finish the regular season with a second-place MWC placement ... The depth and defense he provided in the post with contributions not always evident on a stat sheet were demonstrated as BYU went 10-1 in MWC games with Jensen suited up and 0-3 without him ... He made several big buckets with 6 points and 4 rebounds in only eight minutes at UNLV in the regular season finale ... He went 14-17 (.824) from the line in MWC games ... He missed the first game of his career at Air Force after playing in 78 straight games for BYU, including 58 starts ... In part due to his recovery from an earlier hand injury and then his back, he saw more limited playing time as a junior, logging more than 20 minutes in a game only three times after averaging 20 minutes or better his first two years ... He played 22 minutes vs. CSU in Provo, scoring 8 points and equaling a career high with a game-high 10 rebounds.

**PERSONAL:** Born March 1983 in Ogden, Utah ... parents are Arnold and Ruth Jensen ... married Shaylee P. Jensen in April 2004 in the Logan Temple ... started as a young child playing basketball with his parents ... recruited by Stanford, Utah, Weber State ... construction management major:

**Jared Jensen – 2004-05 Game-by-Game**

Opponent	Date	GS	Min	FG	FGA	Pct	3FG	FGA	Pct	FT	FTA	Pct	Off	Def	Tot	Avg	PF	FO	A	TO	Blk	Stl	Pts	Avg	
vs North Carolina	11-22-04	*	26	3	4	.750	0	0	.000	2	3	.667	0	3	3	3.0	4	0	1	1	0	1	8	8.0	
vs Stanford	11-23-04	*	24	4	7	.571	0	0	.000	3	5	.600	1	1	2	2.5	2	0	0	2	0	1	11	9.5	
vs Chamainade	11-24-04	*	25	6	8	.750	0	0	.000	4	4	1.000	4	1	5	3.3	4	0	0	3	0	0	16	11.7	
<b>Totals</b>			3	75	13	19	.684	0	0	.000	9	12	.750	5	5	10	3.3	10	0	1	6	0	2	35	11.7

Games played: 3  
Points/game: 11.7  
FG Pct: 68.4  
FT Pct: 75.0  
  
Rebounds/game: 3.3  
Assists/game: 0.3  
Turnovers/game: 2.0  
Assist/turnover ratio: 0.2  
Steals/game: 0.7


**CAREER HIGHS:**

POINTS: 20 at Air Force (2002)  
FG MADE: 7 at UNM  
FG ATT: 10 (3 times) last at UNM  
FG%: 1.000 (6-6) vs. Rice  
3FG MADE: –  
3FG ATT: –  
3FG%: –  
FT MADE: 9 vs. SDSU  
FT ATT: 12 vs. SDSU  
FT %: 1.000 (8-8) vs. AFA, at CSU (2002)  
REB: 10 vs. CSU (2004), Creighton, CSUN (2002)  
ASSISTS: 3 at San Diego State  
STEALS: 2 (5 times) last vs. CSU  
BLOCKS: 2 (four times)  
MINUTES: 32 (3 times) last at UNLV (2002-03)

**JENSEN PRIOR YEARS STATS**

YEAR	GP	GS	MIN	AVG	FG	FGA	PCT	3FG	FGA	PCT	FT	FTA	PCT	OFF	DEF	TOT	AVG	PF	FO	A	AVG	TO	BLK	STL	PTS	AVG
2001-02	30	25	599	20.0	88	149	.591	0	0	.000	82	97	.845	50	56	106	3.5	73	3	6	0.2	27	13	18	258	8.6
2002-03	32	25	693	21.7	81	141	.574	0	0	.000	77	96	.802	39	66	105	3.3	99	6	14	0.4	32	9	8	239	7.5
2003-04	27	8	328	12.1	30	56	.536	0	0	.000	42	58	.724	20	38	58	2.1	58	1	5	0.2	24	8	2	102	3.8
<b>3-Year Totals</b>	89	58	1620	18.2	199	346	.575	0	0	.000	201	251	.801	109	160	269	3.0	230	10	25	0.3	83	30	28	599	6.8





**TERRY NASHIF**  
**5-10 • 165 • senior • point guard**  
**Vancouver, Wash.**

**NASHIF LATELY:** Nashif started all three games at the Maui Invitational, averaging 4.7 points and a team-leading 3.3 assists per game ... took a career-most 9 field goal attempts and 5 three-point attempts vs. Stanford in a career-equaling 30 minutes of play.

**NOTING NASHIF:** Nashif is a solid floor leader with experience who has earned the start at the point ... He was the primary backup as a freshman and sophomore and played in 23 of 30 games last season as a junior ... He made seven starts in 76 appearances in his first three seasons ... A smart player and good distributor of the ball, he led BYU in assists (3.0) and ranked first among MWC players in Assist/TO Ratio during league games as a sophomore when he made six starts and saw his most extended playing time ... He can knock down the three-pointer and is an excellent ballhandler ... Last

year he played a season-high 21 minutes and scored a season-high 6 points while adding 4 rebounds and 3 assists against Western Oregon ... He dished out a career-best 8 assists against Idaho State at the Cable Car Classic in 18 minutes ... As a sophomore matched up against UNLV's Marcus Banks, who went onto become an NBA first-round draft selection, Nashif had 2 blocks and 7 assists (1 turnover), adding 4 boards.

**PERSONAL:** Born July 1980 in Vancouver, Wash. ... parents are Bruce and Kathy Nashif ... ancestry comes from Lebanon ... served a mission for the Church of Jesus Christ of Latter-day Saints to Columbia, S.C., returning in July 2001 ... recruited by Harvard and Portland State ... engaged to marry Katie Williamson on Nov. 6, 2004 ... physical education major.

**Terry Nashif – 2004-05 Game-by-Game**

Opponent	Date	GS	Min	TOTAL		3PTS			FT		REBOUNDS			Avg	PF	FO	A	TO	Blk	Stl	Pts	Avg			
				FG	FGA	Pct	3FG	FGA	Pct	FT	FTA	Pct	Off										Def	Tot	
vs North Carolina	11-22-04	*	23	1	3	.333	1	3	.333	0	0	.000	0	1	1	1.0	1	0	4	8	0	1	3	3.0	
vs Stanford	11-23-04	*	30	2	9	.222	1	5	.200	2	2	1.000	0	1	1	1.0	4	0	1	3	0	1	7	5.0	
vs Chaminade	11-24-04	*	21	2	3	.667	0	0	.000	0	0	.000	0	4	4	2.0	2	0	5	1	1	1	4	4.7	
<b>Totals</b>			<b>3</b>	<b>74</b>	<b>5</b>	<b>15</b>	<b>.333</b>	<b>2</b>	<b>8</b>	<b>.250</b>	<b>2</b>	<b>2</b>	<b>1.000</b>	<b>0</b>	<b>6</b>	<b>6</b>	<b>2.0</b>	<b>7</b>	<b>0</b>	<b>10</b>	<b>12</b>	<b>1</b>	<b>3</b>	<b>14</b>	<b>4.7</b>
Games played: 3																									
Points/game: 4.7																									
FG Pct: .333																									
3FG Pct: .250																									
FT Pct: 1.000																									
Rebounds/game: 2.0																									
Assists/game: 3.3																									
Turnovers/game: 4.0																									
Assist/turnover ratio: 0.8																									
Steals/game: 1.0																									
Blocks/game: 0.3																									


**CAREER HIGHS:**

POINTS: 11 at SDSU (2003)  
 FG MADE: 3 vs. UCSB, at SDSU (2003)  
 FG ATT: 9 vs. Stanford (2005)  
 FG%: 1.000 (3-3) at SDSU (2003)  
 3FG MADE: 3 at SDSU (2003)  
 3FG ATT: 5 vs. Sanford (2005)  
 3FG%: 1.000 (3-3) at SDSU (2003)  
 FT MADE: 6 vs. Rice  
 FT ATT: 6 vs. CSUN (2002), Rice  
 FT %: 1.000 (6-6) vs. Rice  
 REB: 6 vs. CSU (2004)  
 ASSISTS: 8 vs. Idaho State at Cable Car (2004)  
 STEALS: 3 at AFA  
 BLOCKS: 2 vs. UNLV  
 MINUTES: 30 at SDSU (2003), vs. Stanford (2005)

**NASHIF PRIOR YEARS STATS**

YEAR	GP	GS	MIN	AVG	FG	FGA	PCT	3FG	FGA	PCT	FT	FTA	PCT	OFF	DEF	TOT	AVG	PF	FO	A	AVG	TO	BLK	STL	PTS	AVG
2001-02	21	0	60	2.9	1	3	.333	0	2	.000	9	12	.750	0	9	9	0.4	9	0	10	0.5	9	0	2	11	0.5
2002-03	32	6	470	14.7	21	61	.344	10	26	.385	17	23	.739	5	47	52	1.6	43	0	68	2.1	23	3	18	69	2.2
2003-04	23	1	171	7.4	6	22	.273	3	13	.231	7	9	.778	2	22	24	1.0	21	1	26	1.1	26	1	9	22	1.0
<b>3-Year Totals</b>	<b>76</b>	<b>7</b>	<b>701</b>	<b>9.2</b>	<b>28</b>	<b>86</b>	<b>.326</b>	<b>13</b>	<b>41</b>	<b>.317</b>	<b>33</b>	<b>44</b>	<b>.750</b>	<b>7</b>	<b>78</b>	<b>85</b>	<b>1.1</b>	<b>73</b>	<b>1</b>	<b>104</b>	<b>1.3</b>	<b>42</b>	<b>4</b>	<b>29</b>	<b>102</b>	<b>1.3</b>





**GARNER MEADS**

6-8 • 225 • sophomore • forward  
Salt Lake City, Utah

**MEADS LATELY:** Started the first two games but had to sit out last game due to an ankle injury ... Averaged 5.5 points and team-best 7.0 rebounds over first two games ... status vs. California will be determined Saturday.

**NOTING MEADS:** Meads started 18 games, including 16 of the last 17 games, as a redshirt freshman in 2003-04 and showed promise of his abilities despite playing with injuries throughout much the year ... A heavily recruited McDonald's High School All-American, Meads entered his first year with BYU in 2000-01 after selecting the Cougars over Stanford and Utah, but suffered a punctured-lung injury the first week of practice and ended up deciding to redshirt ... He left to serve a two-year LDS Church mission at the semester, splitting his redshirt season between the fall of 2000 and the winter of 2003 ... He is an

outstanding student-athlete who will be looked to as a leader on and off the floor ... He can bang inside but also has a nice mid-range game and should be a key player for the Cougars as a sophomore ... Overall last year, he appeared in 29 of 30 games, averaging 4.2 points and 2.9 rebounds while shooting .540 from the floor and .644 from the line in 16 minutes per game ... He shot 59 percent in league games, which would have rated second among MWC players but he hadn't taken the minimum three shots per game ... He had four double-figure scoring games and one double-digit rebounding outing ... He played a career-best 34 minutes vs. SDSU, scoring a personal-best 19 points on 7-of-11 shooting, including an aggressive one-handed slam through traffic in transition, and added 8 rebounds. ... He recorded a double-double with 13 points and a season-best 10 rebounds vs. Wyoming in Provo, going 6-for-9 from the floor in 26 minutes ... He played well in BYU's upset over nationally ranked and eventual Final Four participant Oklahoma State with 7 rebounds, including a key offensive rebound, and 6 points while playing 26 minutes.

**PERSONAL:** Born September 1981 in Salt Lake City ... parents are Garner and LeeAnn Meads ... has three sisters and two brothers ... enjoys playing the piano, cars, Sony PlayStation, swimming, water skiing and snow skiing ... was the student body historian at Brighton High his senior year and class vice president as a sophomore ... exercise science major with a business minor.

**Garner Meads – 2004-05 Game-by-Game**

Opponent	Date	GS	Min	TOTAL			3-PTS			FT		REBOUNDS					PF	FO	A	TO	Blk	Stl	Pts	Avg	
				FG	FGA	Pct	3FG	FGA	Pct	FT	FTA	Pct	Off	Def	Tot	Avg									
vs North Carolina	11-22-04	*	22	1	6	.167	0	0	.000	0	0	.000	3	6	9	9.0	3	0	1	4	1	2	2	2.0	
vs Stanford	11-23-04	*	22	3	7	.429	0	0	.000	3	3	1.000	2	3	5	7.0	4	0	0	3	1	0	9	5.5	
vs Chaminade	11-24-04	DNP - Injury																							
<b>Totals</b>			2	44	4	13	.308	0	0	.000	3	3	1.000	5	9	14	7.0	7	0	1	7	2	2	11	5.5

Games played: 2  
Points/game: 5.5  
FG Pct: 30.8  
FT Pct: 100.0  
  
Rebounds/game: 7.0  
Assists/game: 0.5  
Turnovers/game: 3.5  
Assist/turnover ratio: 0.1  
Steals/game: 1.0  
Blocks/game: 1.0

**CAREER HIGHS:**

POINTS: 19 vs. SDSU (2004)  
FG MADE: 7 vs. SDSU (2004)  
FG ATT: 11 vs. SDSU (2004)  
FG%: .667 (6-9) vs. Wyoming (2004)  
  
3FG MADE: -  
3FG ATT: 1 at Utah (2004)  
3FG%: .000 (0-1) at Utah (2004)  
FT MADE: 5 vs. Weber St., vs. SDSU (2004)  
FT ATT: 6 vs. Weber St. (2004)  
FT %: 1.000 (5-5) vs. SDSU (2004)  
  
REB: 10 vs. Wyoming (2004)  
ASSISTS: 1 (10 times) last vs. North Carolina (2005)  
  
STEALS: 2 at Wyoming, vs. Utah (2004), vs. UNC (2005)  
BLOCKS: 2 vs. Utah in Provo, vs. Utah at MWC (2004)  
MINUTES: 34 vs. SDSU (2004)

**MEADS PRIOR YEARS STATS**

YEAR	GP	GS	MIN	AVG	FG	FGA	PCT	3FG	FGA	PCT	FT	FTA	PCT	OFF	DEF	TOT	AVG	PF	FO	A	AVG	TO	BLK	STL	PTS	AVG
2003-04	29	18	465	16.0	47	87	.540	0	1	.000	29	45	.644	35	48	83	2.9	73	2	9	0.3	28	12	11	123	4.2





**MIKE ROSE**

6-2 • 185 • sophomore • guard  
Houston, Texas

**ROSE LATELY:** Started all three games at the Maui Invitational at shooting guard ... His 6.0 ppg includes a season-high of 8 points vs. Stanford ... four of his six successful field goals have been from behind the three-point arc ... His 25 minutes vs. Stanford topped his high of 23 minutes played in a game last year as a freshman.

**NOTING ROSE:** Rose is an excellent shooter out of Spring Woods High School in Houston who led the Mountain West Conference in three-point percentage (.459) as a freshman in 2003-04 ... He set the BYU record with eight treys in his first college game ... His 28 treys last year, despite mostly limited playing time, is the most by a returning player ... He is BYU's third-leading scorer returning from last season ... A strong scoring threat, he has range well beyond the three-

point arc ... He utilizes a 37-inch vertical to shoot over taller defenders with a quick release at top of his leap and can dunk off either foot ... Last year he appeared in 26 of 30 games, averaging 3.9 points and 0.7 rebounds in 7.9 minutes per game while shooting 42 percent overall from the floor ... 28 of his 34 field goals were treys ... He totaled a game- and season-high 26 points, while also dishing out a season-best 6 assists, against Southern Utah ... He was a perfect 4-for-4 from the floor, including 3-of-3 on treys for 11 points in nine minutes vs. USC ... He scored 10 points, all in his 11 first-half minutes when he made 3-of-4 treys, and played 22 minutes vs. CSU ... He scored 9 points on 3-of-4 shooting from long range vs. New Mexico in 12 minutes ... He could play a much larger role for the Cougars in 2004-05.

**PERSONAL:** Rose was born October 1984 ... parents are Gordon and Sharon ... has two brothers, Greg (22) and Jordan (17) ... ranked sixth in his class of 365 seniors ... was recruited by Houston, St. Louis, Utah State, Colorado State, Texas Christian, Texas A&M, Tennessee and Illinois ... is the nephew of BYU Associate Head Coach Dave Rose ... open major.

**Mike Rose – 2004-05 Game-by-Game**

Opponent	Date	GS	Min	TOTAL			3-PTS			REBOUNDS			PF	FO	A	TO	Blk	Stl	Pts	Avg					
				FG	FGA	Pct	3FG	FGA	Pct	FT	FTA	Pct									Off	Def	Tot	Avg	
vs North Carolina	11-22-04	*	15	2	7	.286	1	5	.200	0	0	.000	0	1	1	1.0	0	0	0	1	0	0	5	5.0	
vs Stanford	11-23-04	*	25	2	5	.400	2	5	.400	2	4	.500	0	2	2	1.5	0	0	0	3	0	0	8	6.5	
vs Chaminade	11-24-04	*	14	2	5	.400	1	3	.333	0	0	.000	0	0	0	1.0	0	0	3	1	0	0	5	6.0	
<b>Totals</b>			<b>3</b>	<b>54</b>	<b>6</b>	<b>17</b>	<b>.353</b>	<b>4</b>	<b>13</b>	<b>.308</b>	<b>2</b>	<b>4</b>	<b>.500</b>	<b>0</b>	<b>3</b>	<b>3</b>	<b>1.0</b>	<b>0</b>	<b>0</b>	<b>3</b>	<b>5</b>	<b>0</b>	<b>0</b>	<b>18</b>	<b>6.0</b>

Games played: 3  
Points/game: 6.0  
FG Pct: .353  
3FG Pct: .308  
FT Pct: .500  
  
Rebounds/game: 1.0  
Assists/game: 1.0  
Turnovers/game: 1.7  
Assist/turnover ratio: 0.6

**CAREER HIGHS:**

POINTS: 26 vs. SUU (2004)  
FG MADE: 9 vs. SUU (2004)  
FG ATT: 16 vs. SUU (2004)  
FG%: 1.000 (4-4) vs. USC (2004)  
3FG MADE: 8 vs. SUU (2004)  
3FG ATT: 13 vs. SUU (2004)  
3FG%: 1.000 (3-3) vs. USC (2004)  
FT MADE: 3 at AFA (2004)  
FT ATT: 4 vs. Stanford (2005)  
FT %: 1.000 (3-3) at AFA (2004)  
  
REB: 5 vs. WOU (2004)  
ASSISTS: 6 vs. SUU (2004)  
STEALS: 1 (4 times) last vs. Syracuse (2004)  
BLOCKS: 1 vs. WOU (2004)  
MINUTES: 25 vs. Stanford (2005)

**ROSE PRIOR YEARS STATS**

YEAR	GP	GS	MIN	AVG	FG	FGA	PCT	3FG	FGA	PCT	FT	FTA	PCT	OFF	DEF	TOT	AVG	PF	FO	A	AVG	TO	BLK	STL	PTS	AVG
2003-04	26	0	206	7.9	34	81	.420	28	61	.459	6	12	.500	4	15	19	0.7	12	0	9	0.3	13	1	4	102	3.9





**AUSTIN AINGE**

6-2 • 180 • sophomore • point guard  
Gilbert, Ariz.

**AINGE LATELY:** Played primary backup point minutes at the Maui Invitational, averaging 2.7 points and 1.0 assists ... Tied career high of 6 points vs. North Carolina, going 2-of-3 from behind the extended three-point arc ... He played more minutes in each of the first three games than his season game-high last year of 10 minutes.

**NOTING AINGE:** Ainge has had the misfortune of being injured just prior to the start of the season the past two years ... He redshirted in 2002-03 and saw mostly limited action last year after returning ... He is a smart player and leader and a good three-point shooter ... A point guard with an excellent understanding of the game, he is the son of former BYU All-

American, NBA All-Star, and Phoenix Suns head coach Danny Ainge, who is currently the executive director of basketball operations for the Boston Celtics ... Last year he missed the first nine games with an injury before making his college debut, hitting his only shot to score two points and grabbing one rebound in two minutes vs. Idaho State at the Cable Car Classic ... He saw his first extended playing time vs. CSU in Provo, logging a season-best 10 minutes, including first-half action for the first time, while scoring a season-best 6 points on 2-of-3 shooting and adding a season-high 2 assists ... also played 10 minutes at Air Force ... Appeared in eight games overall, averaging 1.3 points, 0.4 rebounds and 0.8 assists in 4.5 minutes per outing.

**PERSONAL:** Born September 1981.... parents are Danny and Michelle Ainge .... has three brothers and two sisters ... first cousin Erik Ainge is a freshman quarterback at Tennessee ... served mission for the Church of Jesus Christ of Latter-day Saints to the Dominican Republic ... married Crystal Bluth of Gilbert, Ariz., on April 26, 2003 ... international relations major.

**Austin Ainge – 2004-05 Game-by-Game**

Opponent	Date	GS	Min	TOTAL			3-PTS			FT	FTA	Pct	REBOUNDS			PF	FO	A	TO	Blk	Stl	Pts	Avg		
				FG	FGA	Pct	3FG	FGA	Pct				Off	Def	Tot									Avg	
vs North Carolina	11-22-04		18	2	3	.667	2	3	.667	0	0	.000	0	1	1	1.0	1	0	1	4	0	1	6	6.0	
vs Stanford	11-23-04		12	0	1	.000	0	1	.000	0	0	.000	0	0	0	0.5	1	0	0	4	0	0	0	3.0	
vs Chaminade	11-24-04		14	1	3	.333	0	1	.000	0	0	.000	0	4	4	1.7	3	0	2	3	0	0	2	2.7	
<b>Totals</b>			0	44	3	7	.429	2	5	.400	0	0	.000	0	5	5	1.7	5	0	3	11	0	1	8	2.7

Games played: 3  
Points/game: 2.7  
FG Pct: 42.9  
3FG Pct: 40.0

Rebounds/game: 1.7  
Assists/game: 1.0  
Turnovers/game: 3.7  
Assist/turnover ratio: 0.3  
Steals/game: 0.3


**CAREER HIGHS:**

POINTS: 6 vs. CSU (2004), vs. North Carolina (2005)  
FG MADE: 2 vs. CSU (2004) vs. North Carolina (2005)  
FG ATT: 3 vs. CSU (2004) vs. North Carolina (2005) vs. Chaminade (2005)  
FG%: .667 (2-3) vs. CSU (2004) vs. North Carolina (2005)  
3FG MADE: 2 vs. UNC (2005)  
3FG ATT: 3 vs. UNC (2005)  
3FG%: .667 (2-3) vs. UNC (2005)  
FT MADE: -1 vs. CSU (2004)  
FT ATT: 2 vs. CSU (2004)  
FT%: .500 (1-2) vs. CSU (2004)  
REB: 4 vs. Chaminade (2005)  
ASSTS: 2 vs. CSU (2004), vs. Chaminade (2005)  
STEALS: 1 vs. N. Carolina (2005)  
BLOCKS: 1 vs. New Mexico (2004)  
MIN: 18 vs. N. Carolina (2005)

**AINGE PRIOR YEARS STATS**

YEAR	GP	GS	MIN	AVG	FG	FGA	PCT	3FG	FGA	PCT	FT	FTA	PCT	OFF	DEF	TOT	AVG	PF	FO	A	AVG	TO	BLK	STL	PTS	AVG
2003-04	8	0	36	4.5	4	8	.500	1	4	.250	1	2	.500	0	3	3	0.4	6	0	6	0.8	6	1	0	10	1.3





**DEREK DAWES**

6-11 • 275 • sophomore • center  
Salt Lake City, Utah

**DAWES LATELY:** Seeing the first playing time since his freshman year in 2000-01, he achieved career-high totals of 10 points (vs. Chaminade) and 10 rebounds (vs. Stanford) during the Maui Invitational earlier this week ... averaged 5.0 ppg, 5.3 rpg during the three games coming off the bench.

**NOTING DAWES:** Dawes was a redshirt in 2003-04 after returning from a two-year LDS Church mission in August ... One of the most sought-after centers in the West out of Cottonwood High School (Salt Lake City), where he averaged 19 points, 14 rebounds and 8 blocked shots per game his senior year ... He appeared in 23 of 33 games, with one start, as a freshman on BYU's 24-9 2001 MWC Championship team before leaving to serve a two-year mission ... He redshirted last year

... He is an active player who runs the floor well, is a good free-throw shooter and has range to the three-point arc ... He has good shot blocking ability ... He averaged 1.1 points and 2.0 rebounds in 6.7 minutes per game as a freshman ... shared team-high honors with a season-best 7 rebounds in season-opening win over Elon College, also adding a season-high 6 points on 3-5 shooting in 12 minutes ... Grabbed a rebound in 20 of 23 appearances despite some limited minutes.

**PERSONAL:** Born October 1981 in Salt Lake City ... parents are Larry and Susan Dawes ... has two younger siblings, Cassidy 21 and Kelsey 16 ... is an Eagle scout ... graduated from Cottonwood High School ... served two-year mission for the Church of Jesus Christ of Latter-day Saints in New Hampshire ... recruited by Ohio State, Arizona State, Florida and San Diego State ... pre-communications major:

**Derek Dawes – 2004-05 Game-by-Game**

Opponent	Date	GS	Min	TOTAL			3-PTS			FT	FTA	Pct	REBOUNDS				PF	FO	A	TO	Blk	Stl	Pts	Avg
				FG	FGA	Pct	3FG	3FGA	Pct				Off	Def	Tot	Avg								
vs North Carolina	11-22-04	3	0	0	.000	0	0	.000	1	2	.500	0	0	0	0.0	0	0	0	1	0	0	1	10	1.0
vs Stanford	11-23-04	16	2	4	.500	0	0	.000	0	0	.000	3	7	10	5.0	4	0	0	1	0	0	4	2.5	
vs Chaminade	11-24-04	19	4	7	.571	0	0	.000	2	2	1.000	0	6	6	5.3	1	0	1	2	1	1	10	5.0	
Totals		0	38	6	11	.545	0	0	.000	3	4	.750	3	13	16	5.3	5	0	1	4	1	1	15	5.0

Games played: 3  
Points/game: 5.0  
FG Pct: 54.5  
FT Pct: 75.0

Rebounds/game: 5.3  
Assists/game: 0.3  
Turnovers/game: 1.3  
Assist/turnover ratio: 0.3  
Steals/game: 0.3  
Blocks/game: 0.3


**CAREER HIGHS:**

POINTS: 10 vs. Chaminade (2005)  
FG MADE: 4 vs. Chaminade (2005)  
FG ATT: 7 vs. Chaminade (2005)  
FG %: .600 (3-5) vs. Elon College (11/21/00)  
3FG ATT: -  
FT MADE: 3 vs. Idaho (01/02/01)  
FT ATT: 4 (twice) last vs. Texas A&M-Corpus Christi (01/06/01)  
FT %: .750 (3-4) vs. Idaho (01/02/01)  
REB: 10 vs. Stanford (2005)  
ASSISTS: 2 vs. Wyoming (02/15/01)  
STEALS: 1 vs. San Diego St. (2001), vs. Chaminade (2005)  
BLOCKS: 2 at Arizona St. (12-02-00)  
MINUTES: 19 vs. Chaminade (2005)

**DAWES PRIOR YEARS STATS**

YEAR	GP	GS	MIN	AVG	FG	FGA	PCT	3FG	3FGA	PCT	FT	FTA	PCT	OFF	DEF	TOT	AVG	PF	FO	A	AVG	TO	BLK	STL	PTS	AVG
2000-01	23	1	155	6.7	8	22	.364	0	0	.000	10	15	.667	19	27	46	2.0	25	0	2	0.1	9	8	1	26	1.1





**SAM BURGESS**  
 6-3 • 190 • sophomore • guard  
 Alpine, Utah

**BURGESS LATELY:** Made solid contributions off the bench despite slow shooting start to his Cougar career (24 percent from the floor, including 2-of-10 from behind the arc) ... scored 8 points with 3 rebounds, 3 blocks and 2 steals in 26 minutes vs. Chaminade.

**NOTING BURGESS:** Burgess is a 6-foot-3, 190-pound shooting guard who averaged 17.2 points per game during his one year at Snow College (Utah) prior to committing to BYU ... After playing at Snow, he left to serve a two-year mission for the Church of Jesus Christ of Latter-day Saints in Spokane, Wash., returning in May 2004 ... He is an excellent shooter and solid defender ... As a freshman prior to his mission and led the Scenic West Athletic Conference in three-point accuracy in 2001-02, making 49 percent (95-192) of his long range attempts while shooting 53 percent overall from the

floor ... He shot 79 percent from the free throw line ... Burgess prepped at Lone Peak High School in Highland, Utah, where he was a first-team all-state athlete in three football, basketball and baseball.

**PERSONAL:** Born in November 1982, Burgess is a native of Alpine, Utah ... Parents are Andrew and Wealtha Burgess ... He is one of six children ... Two of his current teammates on BYU's team are his first cousins – brothers Joshua and David Burgess ... He served a two-year mission for the Church of Jesus Christ of Latter-day Saints in Spokane, Wash.

**CLEVELAND ON BURGESS:** "Sam is an outstanding three-point shooter and a strong defender. I love his competitive and confident approach to the game. Sam will be a great asset to our program."

**Sam Burgess – 2004-05 Game-by-Game**


Opponent	Date	GS	Min	TOTAL			3PTS			REBOUNDS			Avg	PF	FO	A	TO	Blk	Stl	Pts	Avg				
				FG	FGA	Pct	3FG	FGA	Pct	FT	FTA	Pct										Off	Def	Tot	
vs North Carolina	11-22-04		15	2	7	.286	0	2	.000	0	0	.000	0	1	1	1.0	4	0	0	2	0	0	4	4.0	
vs Stanford	11-23-04		8	0	3	.000	0	2	.000	0	0	.000	0	1	1	1.0	1	0	1	0	0	0	0	2.0	
vs Chaminade	11-24-04		26	3	11	.273	2	6	.333	0	0	.000	1	2	3	1.7	3	0	0	2	3	2	8	4.0	
Totals			0	49	5	21	.238	2	10	.200	0	0	.000	1	4	5	1.7	8	0	1	4	3	2	12	4.0

Games played: 3  
 Points/game: 4.0  
 FG Pct: .23.8  
 3FG Pct: 20.0

Rebounds/game: 1.7  
 Assists/game: 0.3  
 Turnovers/game: 1.3  
 Assist/turnover ratio: 0.3  
 Steals/game: 0.7  
 Blocks/game: 1.0

**CAREER HIGHS:**

POINTS: 8 vs. Chaminade (2005)  
 FG MADE: 3 vs. Chaminade (2005)  
 FG ATT: 11 vs. Chaminade (2005)  
 FG%: .286 (2-7) vs. Chaminade (2005)  
 3FG MADE: 2 vs. Chaminade (2005)  
 3FG ATT: 6 vs. Chaminade (2005)  
 3FG%: .333 (2-6) vs. Chaminade (2005)  
 FT MADE: -  
 FT ATT: -  
 FT%: -  
 REB: 3 vs. Chaminade (2005)  
 ASSISTS: 1 vs. Stanford (2005)  
 STEALS: 2 vs. Chaminade (2005)  
 BLOCKS: 3 vs. Chaminade (2005)  
 MINUTES: 26 vs. Chaminade (2005)



**KEENA YOUNG**

6-6 • 205 • sophomore • forward/guard  
Beaumont, Texas

**YOUNG LATELY:** Impressed in his Cougar debut at the Maui Invitational, averaging 9.7 points and 6.7 rebounds in 22.7 minutes of play ... Came off the bench vs. North Carolina (9 points, 10 rebounds in 23 minutes) and Stanford (6 points, 4 rebounds in 12 minutes) before starting in place of injured Garner Meads vs. Chaminade (14 points, 6 rebounds in 33 minutes) ... Has made 12-of-24 field goal attempts.

**NOTING YOUNG:** Young is a 6-foot-6 swingman who transferred from South Plains College in Levelland, Texas, after signing with BYU in the spring ... Young averaged 9.9 points, 7.2 rebounds and 2.1 assists as a freshman at South Plains College in 2003-04 as an honorable mention all-league selection ... He has a good mid-range offensive game and is a strong rebounder ... With his size and ability as a defender and rebounder he will contribute on the wing and could play at the

four as well ... As a sophomore, Young has four seasons to play three for the Cougars.

**PERSONAL:** Born April 1985 in Beaumont, Texas ... son of Cleveland and Lavella Young ... has one brother, Torri ... Enjoys Playstation ... signed out of high school with the University of Memphis along with classmate Kendrick Perkins but decided to attend South Plains College after Perkins chose to enter the 2003 NBA draft ... Prior to signing with BYU he had verbally committed to Texas Tech ... pre-Law major.

**CLEVELAND ON YOUNG:** "Keena will provide much needed depth on the guard line. Keena has the size and potential to develop into a significant contributor. He has a good mid-range game and has an opportunity to provide critical help at the 3-position as a defender and offensive rebounder."

**Keena Young – 2004-05 Game-by-Game**

Opponent	Date	GS	Min	TOTAL			3PTS			REBOUNDS			PF	FO	A	TO	Blk	Stl	Pts	Avg					
				FG	FGA	Pct	3FG	FGA	Pct	FT	FTA	Pct									Off	Def	Tot		
vs North Carolina	11-22-04		23	3	8	.375	0	2	.000	3	5	.600	5	5	10	10.0	1	0	0	0	1	0	9	9.0	
vs Stanford	11-23-04		12	2	4	.500	0	0	.000	2	3	.667	1	3	4	7.0	0	0	0	1	0	0	6	7.5	
vs Chaminade	11-24-04	*	33	7	12	.583	0	0	.000	0	0	.000	3	3	6	6.7	2	0	0	0	0	2	14	9.7	
Totals			1	68	12	24	.500	0	2	.000	5	8	.625	9	11	20	6.7	3	0	0	1	1	2	29	9.7

Games played: 3  
Points/game: 9.7  
FG Pct: 50.0  
3FG Pct: 0.0  
FT Pct: 62.5

Rebounds/game: 6.7  
Turnovers/game: 0.3  
Steals/game: 0.7  
Blocks/game: 0.3

**CAREER HIGHS:**

POINTS: 14 vs. Chaminade (2005)  
FG MADE: 7 vs. Chaminade (2005)  
FG ATT: 12 vs. Chaminade (2005)  
FG%: .583 (7-12) vs. Chaminade (2005)  
3FG MADE: -  
3FG ATT: 2 vs. North Carolina (2005)  
3FG%: .000 (0-2) vs. N. Carolina (2005)  
FT MADE: 3 vs. North Carolina (2005)  
FT ATT: 5 vs. North Carolina (2005)  
FT%: .667 (2-3) vs. Stanford (2005)  
REB: 10 vs. North Carolina (2005)  
ASSISTS: -  
STEALS: 2 vs. Chaminade (2005)  
BLOCKS: 1 vs. North Carolina (2005)  
MINUTES: 33 vs. Chaminade (2005)





**TRENT PLAISTED**  
 6-11 • 220 • freshman • forward  
 San Antonio, Texas

**PLAISTED LATELY:** Appeared in all three games off the bench as a true freshman at the Maui Invitational, averaging 1.0 ppg and 2.3 rpg in 13 minutes per outing ... Logged 18 minutes vs. North Carolina and Stanford and 3 minutes vs. Chaminade with the Cougars playing a smaller lineup.

**NOTING PLAISTED:** Plaisted is a 6-foot-11, 220-pound left-handed forward who was a first-team 5A Texas all-state selection from San Antonio's Clark High, where he averaged 22 points, 10 rebounds, 2 blocks and 2 assists ... Long and athletic, Plaisted runs the floor well and has a soft shooting touch to 18 feet .. He could play the three and the four positions in college and has the ability to contribute immediately.

**PERSONAL:** Born in October 1986 in California ... Plaisted hails from San Antonio, Texas ... Parents are John and Sherry Plaisted ... He is the youngest of five children, having three sisters and one brother ... Among schools recruiting Plaisted were Florida State, Stanford, Kansas, Oklahoma State, Washington State, Texas A&M, Utah, Arkansas, New Mexico, Texas Tech, and Vanderbilt.

**CLEVELAND ON PLAISTED** "I love Trent's ability to put the ball on the floor and attack the basket," Cleveland said. "He's left handed and very crafty around the basket. Trent will play on the perimeter and continue to develop his outside shooting skills. Trent is 6-foot-10 with great feet and has the potential to be an outstanding defender."

**Trent Plaisted – 2004-05 Game-by-Game**

Opponent	Date	GS	Min	TOTAL			3-PTS			REBOUNDS			PF	FO	A	TO	Blk	Stl	Pts	Avg					
				FG	FGA	Pct	3FG	3FGA	Pct	FT	FTA	Pct									Off	Def	Tot		
vs North Carolina	11-22-04		18	0	2	.000	0	0	.000	2	2	1.000	1	2	3	3.0	0	0	1	1	0	0	2	2.0	
vs Stanford	11-23-04		18	0	0	.000	0	0	.000	1	4	.250	1	3	4	3.5	1	0	0	1	0	0	1	1.5	
vs Chaminade	11-24-04		3	0	1	.000	0	0	.000	0	0	.000	0	0	0	2.3	0	0	0	0	0	0	0	1.0	
<b>Totals</b>			0	39	0	3	.000	0	0	.000	3	6	.500	2	5	7	2.3	1	0	1	2	0	0	3	1.0

Games played: 3  
 Points/game: 1.0  
 FG Pct: 0.0  
 FT Pct: 50.0  
  
 Rebounds/game: 2.3  
 Assists/game: 0.3  
 Turnovers/game: 0.7  
 Assist/turnover ratio: 0.5

**CAREER HIGHS:**

POINTS: 2 vs. North Carolina (2005)  
 FG MADE: -  
 FG ATT: 2 vs. North Carolina (2005)  
 FG %: .000  
 3FG MADE: -  
 3FG ATT: -  
 3FG %: -  
 FT MADE: 2 vs. North Carolina (2005)  
 FT ATT: 4 vs. Stanford (2005)  
 FT %: 1.000 (2-2) vs. N. Carolina (2005)  
 REB: 4 vs. Stanford (2005)  
 ASSISTS: 1 vs. North Carolina (2005)  
  
 STEALS: -  
 BLOCKS: -  
 MINUTES: 18 (twice) vs North Carolina, Stanford (2005)



**DAVID BURGESS**  
 6-10 • 265 • freshman • center  
 Irvine, Calif.

**BURGESS LATELY:** Made his Cougar debut against North Carolina, recording a steal in 5 minutes in his only appearance thus far this season.

**NOTING BURGESS:** Burgess is a 6-foot-10, 265-pound center considered one of the best big men coming out of high school in the country ... He is a strong low-post player and aggressive rebounder who can make an impact as a college freshman ... After his junior year, he was the only high school player to compete on the 19-Under USA Basketball World Championships Team that finished 7-1, losing only to eventual champion Australia, and won the 2003 Global Games in Dallas with a 5-0 record ... He was selected to the 18-Under USA Albert Schweitzer Team after his senior season for a tournament held in Germany ... Burgess averaged 19 points, 13 rebounds, 4 blocked shots and 3 assists as a senior at Woodbridge High School in Irvine, Calif., to earn All-California First Team honors.

Woodbridge High School in Irvine, Calif., to earn All-California First Team honors.

**PERSONAL:** Burgess is a native of Irvine, Calif. ... His parents are Kenneth and Sandi Burgess ... He has three brothers and one sister ... His older brother Joshua is also on the BYU team, as well as his first cousin Sam Burgess ... His older brother Chris played Division I basketball at Duke two years and Utah two years before playing professionally overseas ... sister Angela played on BYU's women's basketball team from 1998-99 ... Among the many schools that recruited Burgess were UCLA, Louisville, Gonzaga, Florida, Oregon, Oregon State, Utah and San Diego State.

**CLEVELAND ON BURGESS:** "David is an intelligent and strong low-post player who will have an immediate impact on our program," Cleveland said. "He is an aggressive rebounder and has a solid understanding of offensive low-post play. I'm excited about coaching David and helping him reach his full potential as a player."

**David Burgess – 2004-05 Game-by-Game**

Opponent	Date	GS	Min	TOTAL			3-PTS			REBOUNDS				Avg	PF	FO	A	TO	Blk	Stl	Pts	Avg	
				FG	FGA	Pct	3FG	FGA	Pct	FT	FTA	Pct	Off										Def
vs North Carolina	11-22-04	5	0	1	.000	0	0	.000	0	0	.000	0	0	0	0.0	2	0	0	0	0	0	0.0	
vs Stanford	11-23-04	DNP - coaches decision																					
vs Chaminade	11-24-04	DNP - coaches decision																					
<b>Totals</b>		0	5	0	1	.000	0	0	.000	0	0	.000	0	0	0.0	2	0	0	0	0	1	0	0.0

Games played: 1  
 FG Pct: 0.0

Steals/game: 1.0

**CAREER HIGHS:**

POINTS: -  
 FG MADE: -  
 FG ATT: 1 vs. North Carolina (2005)  
 FG %: .000 (0-1) vs. North Carolina (2005)

3FG MADE: -  
 3FG ATT: -  
 3FG %: -  
 FT MADE: -  
 FT ATT: -  
 FT %: -

REB: -  
 ASSISTS: -  
 STEALS: 1 vs North Carolina (2005)

BLOCKS: -  
 MINUTES: 5 vs. North Carolina (2005)



**CHRIS MILES**  
 6-11 • 235 • freshman • forward  
 Provo, Utah

**MILES LATELY:** Has made two appearances off the bench in three games ... Grabbed 5 rebounds in 7 minutes vs. North Carolina ... played only one minute vs. Chaminade, making both his free throw attempts to score his first points as a Cougar.

**NOTING MILES:** Miles is Utah's two-time reigning 4A State MVP out of Timpview High School in Provo ... He was ranked as high as the No. 2 post player in the West ... He is an excellent shot-blocker and defender who runs the floor well ... He has worked hard during the summer and has the ability to be a significant contributor ... He averaged 14.9 points, 8.0 rebounds and 4.5 blocks for the Thunderbirds as a senior ... The repeat Deseret News 4A MVP finished his career at Timpview with nearly 300 blocks, second all-time in the Utah High School record book to former BYU and current NBA

center Shawn Bradley .

**PERSONAL:** Miles is a native of Provo, Utah ...He was invited to the NBA Players Camp during the summer of 2003, where he was rated No. 47 among the nation's top high school players ... He was ranked as high as the No. 2 post player in the West ... Gonzaga, Utah State, Utah, Kansas, Oregon State, Connecticut, UCLA, Wyoming and Texas Tech also recruited Miles.

**CLEVELAND ON MILES:** "Chris is an excellent defender and has developed into an outstanding shot-blocker," Cleveland said. "He runs the floor as well as any big man I've coached. Chris has shown real improvement with his offensive skill development and will be a major contributor in the program."

**Chris Miles – 2004-05 Game-by-Game**

Opponent	Date	GS	Min	TOTAL			3-PTS			REBOUNDS					Avg	PF	FO	A	TO	Blk	Stl	Pts	Avg		
				FG	FGA	Pct	3FG	FGA	Pct	FT	FTA	Pct	Off	Def										Tot	
vs North Carolina	11-22-04		7	0	1	.000	0	0	.000	0	0	.000	3	2	5	5.0	1	0	0	1	1	0	0	0.0	
vs Stanford	11-23-04		DNP - coaches decision																						
vs Chaminade	11-24-04		1	0	0	.000	0	0	.000	2	2	1.000	0	0	0	2.5	0	0	0	0	0	2	1.0		
Totals			0	8	0	1	.000	0	0	.000	2	2	1.000	3	2	5	2.5	1	0	0	1	1	0	2	1.0

Games played: 2  
 Points/game: 1.0  
 FG Pct: 0.0  
 FT Pct: 100.0  
  
 Rebounds/game: 2.5  
 Turnovers/game: 0.5  
 Blocks/game: 0.5

**CAREER HIGHS:**

POINTS: 2 vs. Chaminade (2005)  
 FG MADE: -  
 FG ATT: 1 vs. North Carolina (2005)  
 FG %: .000 (0-1) vs. North Carolina (2005)  
  
 3FG MADE: -  
 3FG ATT: -  
 3FG %: -  
 FT MADE: 2 vs. Chaminade (2005)  
 FT ATT: 2 vs. Chaminade (2005)  
 FT %: 1.000 (2-2) vs. Chaminade (2005)  
 REB: 5 vs. North Carolina (2005)  
 ASSISTS: -  
 STEALS: -  
 BLOCKS: 1 vs. North Carolina (2005)  
  
 MINUTES: 7 vs. North Carolina (2005)



**JOSHUA REISMAN**

6-1 • 180 • junior • guard  
Mount Vernon, Wash.

**REISMAN LATELY:** Made his Cougar debut as the first point guard off the bench vs. Chaminade ... He made his only attempt from the floor in five first-half minutes.

**NOTING REISMAN:** Reisman is a 6-foot-1 point guard who transferred from San Jose City College in San Jose, Calif., after signing with BYU in the spring ... He has the ability to play either the point or shooting guard positions ... Reisman comes to Provo with two years of eligibility remaining after using a redshirt season and playing as a freshman at Gonzaga prior to junior college ... He averaged 14.2 points, 3.0 rebounds and 2.2 assists as a sophomore at San Jose City College where he was an first-team all-league player in 2003-04.

**PERSONAL:** Born in January 1982 ... Reisman hails from the State of Washington ... His mother is Deborah Reisman ... has three bothers and one sister ... hobbies include art ... His sports heroes include Michael Jordan, Muhammad Ali and Tiger Woods.

**CLEVELAND ON REISMAN:** "Josh provides much needed depth on the guard line. Josh is a combo guard with good offensive skills. He can shoot the ball. He will compete at both guard positions."

**Joshua Reisman – 2004-05 Game-by-Game**

Opponent	Date	GS	Min	TOTAL			3-PTS		Pct	FT	FTA	REBOUNDS				PF	FO	A	TO	Blk	Stl	Pts	Avg		
				FG	FGA	Pct	3FG	FGA				Pct	Off	Def	Tot									Avg	
vs North Carolina	11-22-04			DNP - coaches decision																					
vs Stanford	11-23-04			DNP - coaches decision																					
vs Chaminade	11-24-04		5	1	1	1.000	0	0	.000	0	0	.000	0	0	0	0.0	2	0	0	1	0	0	2	2.0	
Totals			0	5	1	1	1.000	0	0	.000	0	0	.000	0	0	0	0.0	2	0	0	1	0	0	2	2.0

Games played: 1  
Points/game: 2.0  
FG Pct: 100.0  
  
Turnovers/game: 1.0

**CAREER HIGHS:**

POINTS: 2 vs. Chaminade (2005)  
FG MADE: 1 vs. Chaminade (2005)  
FG ATT: 1 vs. Chaminade (2005)  
FG %: 1.000 (1-1) vs. Chaminade (2005)  
  
3FG MADE: -  
3FG ATT: -  
3FG %: -  
FT MADE: -  
FT ATT: -  
FT %: -  
REB: -  
ASSISTS: -  
STEALS: -  
BLOCKS: -  
MINUTES: 5 vs. Chaminade (2005)





**BROCK REICHNER**

6-4 • 205 • junior • guard  
Provo, Utah

**REICHNER LATELY:** Saw late action vs. Chaminade ... Played in one of two exhibitions, scoring 3 points vs. Calgary.

**NOTING REICHNER:** Reichner unites with the Cougars this fall as a junior after being one of Salt Lake Community College's major contributors in 2004 ... The 6-foot-4 Reichner adds to BYU's backcourt a solid shooter and talented defender and rebounder ... Reichner played at the College of Eastern Utah and served a two-year mission for the Church of Jesus Christ of Latter-day Saints before transferred to SLCC for his sophomore year where Reichner earned honorable mention honors, leading the SWAC in free throw shooting at 89 percent ... He averaged 10.5 points, 4.5 rebounds and 2.1 assists and earned Academic All-American honors.

**PERSONAL:** Reichner was born July 1981 in Rexburg, Idaho ... parents are Mark and Irene Reichner ... married to Chanell Rose, who was a member of the BYU women's basketball team (2000-2003) and is the daughter of BYU associate head coach Dave Rose ... youngest of three brothers and two sisters ... brother David played at Utah and is now an assistant coach at San Jose State ... served a two year mission for the Church of Jesus Christ of Latter-day Saints in Portugal Lisbon South mission from October 2000 to December 2002 ... international relations major.

**Brock Reichner – 2004-05 Game-by-Game**

Opponent	Date	GS	Min	TOTAL			3PTS			REBOUNDS														
				FG	FGA	Pct	3FG	FGA	Pct	FT	FTA	Pct	Off	Def	Tot	Avg	PF	FO	A	TO	Blk	Stl	Pts	Avg
vs North Carolina	11-22-04			DNP - coaches decision																				
vs Stanford	11-23-04			DNP - coaches decision																				
vs Chaminade	11-24-04	1	0	0	0	.000	0	0	.000	0	0	.000	0	0	0	0.0	0	0	0	1	0	0	0	0.0
Totals		0	1	0	0	.000	0	0	.000	0	0	.000	0	0	0	0.0	0	0	0	1	0	0	0	0.0

Games played: 1  
Turnovers/game: 1.0

**CAREER HIGHS:**

- POINTS: -
- FG MADE: -
- FG ATT: -
- FG %: -
- 3FG MADE: -
- 3FG ATT: -
- 3FG %: -
- FT MADE: -
- FT ATT: -
- FT %: -
- REB: -
- ASSISTS: -
- STEALS: -
- BLOCKS: -
- MINUTES: 1 vs. Chaminade (2005)



**JIMMY BALDERSON**

6-6 • 200 • sophomore • guard  
Magrath, Alberta, Canada

**BALDERSON LATELY:** Did not play in exhibition games with plans to redshirt this season.

**NOTING BALDERSON:** Balderson is a 6-foot-6 guard who averaged 4.0 points per game and 1.5 rebounds per game as a freshman at BYU prior to serving a two-year mission for the Church of Jesus Christ of Latter-day Saints ... He returned in August ... A talented scorer, he has excellent range from the three-point arc and has good size. ... He plans to redshirt to allow time to get back into playing condition after his missionary service ... Balderson played in 27 of 30 games as a freshman reserve on BYU's 18-12 team that advanced to the second round of the NIT, logging 8.5 minutes per game while shooting .487 from the floor, .306 (11-of-36) on threes and .657 from the line ... His 48.7 percent shooting from the floor led all BYU perimeter players ... He was seventh on the team in scoring ... He appeared in all 14 league games, averaging 3.6 points and 1.3 rebounds in 8.3 minutes ... He scored double-digit points in three games ... He led BYU in scoring, rebounds and steals with season highs of 19 points, 7 rebounds and 3 steals in BYU's win over Fort Lewis College ... he totaled 14 points and 6 rebounds in a loss at Air Force and scored 11 points with 2 rebounds and a season-high 2 assists in a home win over Southern Utah ... He came off the bench cold in the closing moments of regulation at Pepperdine and promptly hit a three-pointer from the corner as time expired to send the game into overtime ... He scored in 21 of his 27 appearances and grabbed in a rebound in 17 outings.

**PERSONAL:** Born August 1983 in Magrath, Alberta, Canada ... parents are Wes and Lorraine Balderson ... one of seven children, three boys ... oldest brother was Canadian Interuniversity Player of the Year in Canada as shooting guard, while other brother currently plays football at the University of Alberta and little sister Debbie currently plays basketball for Lethbridge Community College ... served a two-year mission for the Church of Jesus Christ of Latter-day Saints in the Marshall Islands speaking Marshallese ... Business Finance major.

<p><b>5 PLAYERS SCORE IN DOUBLE FIGURES</b> 2/9/04 vs. SDSU Hall (20), Meads (19), Lemes (11), Bigelow (10), Woodberry (10)</p> <p><b>6 PLAYERS SCORE IN DOUBLE FIGURES</b> 11/24/99 vs. SUU 92-64 W, Lyday 15, Wesley 14, Rivers 14, Vranes 13, Nielsen 12, Cooper 10</p> <p><b>A PLAYER RECORD A DOUBLE-DOUBLE</b> 3/18/04 vs. Syracuse at NCAA Tournament (Denver) Rafael Araujo, 24 points, 12 rebounds</p> <p><b>TWO PLAYERS RECORD A DOUBLE-DOUBLE</b> 1/23/99 vs. CS Northridge Mark Bigelow 23 points, 11 rebounds Nathan Cooper 15 points, 10 rebounds</p> <p><b>TWO DOUBLE-DIGIT REBOUNDERS</b> 12/30/03 at Santa Clara (Cable Car Classic) Rafael Araujo-12, Jake Shoff-12</p> <p><b>TWO PLAYERS FOULED OUT</b> 2/23/04 vs. Air Force Hall, Shoff</p> <p><b>THREE OR MORE PLAYERS FOULED OUT</b> 12/30/03 at Santa Clara (Cable Car Classic) Araujo, Jensen, Shoff</p> <p><b>A PLAYER EJECTED FROM THE GAME</b> 11/23/02 vs. Kansas State Travis Hansen (2 technical fouls)</p> <p><b>A BYU PLAYER RECEIVED A TECHNICAL FOUL</b> 3/24/04 vs. Chaminade in Maui - Keena Young</p> <p><b>A BYU COACH RECEIVED A TECHNICAL FOUL</b> 3/3/03 at UNM - Steve Cleveland</p> <p><b>AN OPPONENT COACH RECEIVED A TECHNICAL FOUL</b> 12/13/03 vs USC - USC coach Henry Bibby</p> <p><b>AN OPPONENT PLAYER RECEIVED A TECHNICAL FOUL</b> 11/24/04 vs. Chaminade - Zack Whiting</p> <p><b>AT LEAST TWO PLAYERS SCORED 20+ POINTS</b> 2/23/04 at UNLV Luiz Lemes-23, Rafael Araujo-21</p> <p><b>THREE PLAYERS SCORED 20+ POINTS</b> 1/16/03 vs. UNLV Rafael Araujo-22 Mark Bigelow-21; Travis Hansen-20</p> <p><b>FOUR PLAYERS SCORED 20+ POINTS</b> 1/13/79 vs. UNM D. Ainge-27; Scott Runia-25; Devin Durrant-20; Alan Taylor-20.</p> <p><b>TWO PLAYERS SCORED 25+ POINTS</b> 3/1/01 at New Mexico Terrell Lyday-26; Mekeli Wesley-25</p> <p><b>A PLAYER SCORED 30+ POINTS</b> 12/06/03 vs. Oklahoma State (at Delta Center) Rafael Araujo-32</p> <p><b>PLAYER ATTEMPTED 20 OR MORE FIELD GOALS</b> 3/20/03 21, Travis Hansen vs. Connecticut (8-21)</p> <p><b>A PLAYER WITH 5 STEALS</b> 2/9/04 vs. SDSU - Mike Hall</p> <p><b>A PLAYER HAD DOUBLE-DIGIT ASSISTS</b> 2/7/04 vs. UNLV Luiz Lemes-12</p> <p><b>A PLAYER MADE DOUBLE-DIGIT FREE THROWS</b> 2/7/04 vs. UNLV Mike Hall - 10-of-10</p> <p><b>A PLAYER 100% AT FT LINE (MIN. 8 ATTS)</b> 2/7/04 UNLV - Mike Hall (10-10)</p> <p><b>A PLAYER 100% FROM FLOOR (MIN. 5 ATTS)</b> 1/02/03 vs. Pepperdine Jake Shoff (6-6)</p> <p><b>A PLAYER 100% ON TREYS (MIN. 3 ATTS)</b> 3/18/04 vs. Syracuse at NCAA - Mike Hall (3-3)</p> <p><b>DID NOT MAKE A TREY (243 STRAIGHT GAMES WITH 3)</b> 11/22/96 vs. CS Fullerton (0-9)</p> <p><b>LAST TIME OPPONENT DID NOT MAKE A TREY</b> 12/14/02 Utah State (0-5)</p> <p><b>BYUCOMMITTED 25-PLUS TURNOVERS</b> 11/22/04 vs. North Carolina, 86-50 L (27)</p>	<p><b>BYU SCORED 100 POINTS</b> 2001-02 vs. Fort Lewis 101-53 W</p> <p><b>BYU SCORED 90 POINTS</b> 12/29/03 vs. ISU at Cable Car 90-66 W</p> <p><b>BYU SCORED 110 POINTS</b> 1/28/95 vs. Morgan State 110-69 W</p> <p><b>BYU SCORED LESS THAN 50 POINTS IN A GAME</b> 11/26/03 at Cal 46-47 L</p> <p><b>HELD OPPONENT TO LESS THAN 50 POINTS IN A GAME</b> 11/26/03 at Cal 46-47 L</p> <p><b>BYU SCORED LESS THAN 40 POINTS IN A GAME</b> 2/3/97 @ New Mexico 32-74 L</p> <p><b>HELD OPPONENT TO LESS THAN 40 POINTS IN A GAME</b> 2/3/03 vs. Air Force 65-33 W</p> <p><b>SHOT 60% FG</b> 2/23/04 vs. Air Force, (.639) won, 67-61</p> <p><b>OPPONENT SHOT 60% FG</b> 1/24/04 @ Air Force 72.5 percent</p> <p><b>SHOT 70% FG IN A HALF</b> 2/23/04 vs. Air Force, (.824) 14-17 (13-13 inside the arc)</p> <p><b>SHOT 100% FT</b> 2004 vs. Chaminade 10-for-10</p> <p><b>SHOT 90% FT</b> 11/21/03 vs. SUU 92.3 percent 12-for-13</p> <p><b>SHOT LESS THAN 50% FT</b> 12/23/03 @ Utah State 43.8 percent (7-16)</p> <p><b>SHOT 60% THREE-POINTERS</b> 3/12/04 vs. Utah @MWC Tourney, 62.5 percent 5-for-8</p> <p><b>SHOT 70% THREE-POINTERS</b> @ Air Force 73.3 percent 11-for-15</p> <p><b>HAD SIX OR FEWER TURNOVERS</b> 3/10/00 vs. Utah, 6</p> <p><b>FEWEST TEAM FOULS IN A GAME</b> 12/7/00 vs. Florida International, 11</p> <p><b>OPPONENT SCORED LESS THAN 20 POINTS IN FIRST HALF</b> 3/1/04 vs. Utah, 19 (BYU led 26-19)</p> <p><b>SCORED LESS THAN 20 POINTS IN THE FIRST HALF</b> 11/22/04 vs. North Carolina, 18 (trailed 18-48)</p> <p><b>SCORED LESS THAN 20 POINTS IN THE SECOND HALF</b> 1/15/00 vs. Utah, 19</p> <p><b>SCORED OVER 50 POINTS IN FIRST HALF</b> 11/30/02 vs. Rice, 56</p> <p><b>SCORED OVER 50 POINTS IN SECOND HALF</b> 12/29/03 vs. ISU at Cable Car, 51</p> <p><b>SCORED OVER 60 POINTS IN FIRST HALF</b> 2/25/93 vs. Sacramento St. 62</p> <p><b>SCORED OVER 60 POINTS IN SECOND HALF</b> 12/28/95 vs. Morgan St. 61</p> <p><b>ALLOWED OVER 50 POINTS IN A HALF</b> 12/23/03 at Utah State - 51 (first half)</p> <p><b>WON BY 50 POINTS</b> 2/25/93 vs. Sacramento State (50) 128-78 W</p> <p><b>WON BY 40 POINTS</b> 12/12/01 vs. Fort Lewis (48) 101-53 W</p> <p><b>WON BY 30 POINTS</b> 12/10/03 vs. Western Oregon (36) 92-56 W</p> <p><b>WON BY 25 POINTS</b> 1/17/04 vs. CSU (29) 82-53 W</p> <p><b>LOST BY 35-plus POINTS</b> 11/22/04 vs. North Carolina (36) 86-50 L</p> <p><b>LOST BY 25 POINTS</b> 1/7/04 @ NC State (27) 89-62 L</p> <p><b>PLAYED OVERTIME GAME</b> 2/9/04 vs. SDSU 83-69 W</p>	<p><b>WON GAME IN SINGLE OVERTIME</b> 2/9/04 vs. SDSU 83-69 W</p> <p><b>LOST IN OVERTIME</b> 3/14/03 vs. CSU at MWC 80-86 L</p> <p><b>PLAYED A DOUBLE OT GAME</b> 3/5/88 vs. Utep 80-83 L 2OT</p> <p><b>PLAYED A TRIPLE OT GAME</b> 2/28/98 @ Utep 76-75 W 3OT</p> <p><b>WON 15 STRAIGHT GAMES</b> 1987-88 (17)</p> <p><b>WON 10 STRAIGHT GAMES</b> 1992-93 (13)</p> <p><b>WON 9 STRAIGHT GAMES</b> 2003-04</p> <p><b>WON 6 STRAIGHT GAMES</b> 2003-04 (twice)</p> <p><b>LOST 3 STRAIGHT GAMES</b> 2004 @ AFA, @ UNM, @ Utah</p> <p><b>LOST 4 STRAIGHT GAMES</b> 1999 Fresno St., @ UTEP, @ UNM, Utah</p> <p><b>LOST 5 STRAIGHT</b> 1998 (9)</p> <p><b>LOST 10 STRAIGHT GAMES</b> 1996-97 (21) - school record</p> <p><b>WENT TO AN NCAA GAME</b> 3/18/04 vs. Syracuse 75-80 L</p> <p><b>WON AN NCAA GAME</b> 3/18/93 vs. SMU 80-71 W Then lost to Kansas 76-90 in second round</p> <p><b>WON TWO NCAA GAMES</b> 1980-81 Princeton 60-51, UCLA 78-55, Notre Dame 51-50 Then lost to Virginia 60-74 L</p> <p><b>WON THREE NCAA GAMES</b> Same as above</p> <p><b>WON FOUR NCAA GAMES</b> Never</p> <p><b>PLAYED IN THE NIT</b> 2001-2002 Season</p> <p><b>WON AN NIT GAME</b> 3/14/02 vs. UC Irvine 78-55 W</p> <p><b>WON TWO NIT GAMES</b> 1999-00 Bowling Green 81-54, So. Illinois 82-57 Then lost to Notre Dame in quarterfinals</p> <p><b>WON THREE NIT GAMES</b> 1965-66 NIT CHAMPIONS 1950-51 NIT CHAMPIONS</p> <p><b>WON CONFERENCE TOURNEY</b> 2000-01</p> <p><b>WON CONFERENCE REGULAR SEASON</b> 2002-03 Tied with Utah</p> <p><b>WON CONFERENCE REGULAR SEASON OUTRIGHT</b> 1987-88</p> <p><b>APPEARED ON ESPN</b> 3/1/04 vs. Utah, 70-57 W</p> <p><b>APPEARED ON ESPN 2</b> 11/22/04 vs. North Carolina, 86-50 L</p> <p><b>APPEARED ON ESPN-PLUS</b> 3/12/04 vs. Utah at MWC, 51-54 L</p> <p><b>APPEARED ON CBS</b> 3/15/03 vs. Syracuse 75-80 L</p> <p><b>APPEARED ON ABC</b> 3/6/04 at UNLV, 89-88 W</p> <p><b>WAS RANKED IN THE TOP-25 AP POLL</b> 1992-93 Season Ranked 21st</p> <p><b>FINISHED SEASON RANKED IN THE TOP-25 POLL</b> 1987-88 Season 19th (AP), 17th (UPI)</p>
---	---	---

**BYU vs. No. 11 North Carolina – Game #1 (Maui)**

11-23-04 4 p.m. at Lahaina Civic Center, Maui, Hawaii  
VISITORS: Brigham Young D-1

#	Player	totfg		3-pt		rebounds			pf	tp	a	to	blk	s	min																		
		fg	fga	fg	fga	ft	fta	of								de	tot																
41	MEADS, Garner	f	1	6	0	0	0	0	3	6	9	3	2	1	4	1	2	22															
52	JENSEN, Jared	f	3	4	0	0	2	3	0	3	3	4	8	1	1	0	1	26															
01	HALL, Mike	g	4	15	2	8	0	2	1	3	4	4	10	0	4	1	25																
02	ROSE, Mike	g	2	7	1	5	0	0	0	1	1	0	5	0	1	0	0	15															
10	NASHIF, Terry	g	1	3	1	3	0	0	0	1	1	1	3	4	8	0	1	23															
03	YOUNG, Keena	g	3	8	0	2	3	5	5	5	10	1	9	0	0	1	0	23															
13	AINGE, Austin	g	2	3	2	3	0	0	0	1	1	1	6	1	4	0	1	18															
20	BURGESS, Sam	g	2	7	0	2	0	0	0	1	1	4	4	0	2	0	0	15															
34	BURGESS, David	g	0	1	0	0	0	0	0	0	0	2	0	0	0	0	1	5															
43	DAWES, Derek	g	0	0	0	0	1	2	0	0	0	0	1	0	1	0	0	3															
44	PLASTED, Trent	g	0	2	0	0	2	2	1	2	3	0	2	1	1	0	0	18															
54	MILES, Chris	g	0	1	0	0	0	0	3	2	5	1	0	0	1	1	0	7															
TEAM								2		3		5																					
Totals.....		18		57		6		23		8		14		15		28		43		21		50		8		27		4		7		200	

TOTAL FG%	1st Half: 5-27 18.5%	2nd Half: 13-30 43.3%	Game: 31.6%	DEADBALL
3-Pt. FG%	1st Half: 3-13 23.1%	2nd Half: 3-10 30.0%	Game: 26.1%	REBOUNDS
F Throw %	1st Half: 5-8 62.5%	2nd Half: 3-6 50.0%	Game: 57.1%	2

HOME TEAM: North Carolina 1-1

#	Player	totfg		3-pt		rebounds			pf	tp	a	to	blk	s	min																		
		fg	fga	fg	fga	ft	fta	of								de	tot																
21	Williams, Jawad	f	4	9	0	2	3	5	1	5	6	1	11	0	0	1	0	23															
42	May, Sean	c	7	11	0	0	4	6	3	5	8	2	18	0	3	0	3	23															
02	Felton, Raymond	g	2	10	2	7	0	0	0	2	2	3	6	7	2	0	2	26															
05	Manuel, Jackie	g	2	5	0	2	2	3	1	1	2	0	6	2	0	0	3	24															
32	McCants, Rashad	g	5	9	3	6	0	0	0	5	5	3	13	3	1	0	1	22															
01	Scott, Melvin	g	3	6	2	5	2	2	0	0	0	0	10	0	0	0	1	13															
03	Terry, Reyshawn	g	2	3	1	2	0	0	0	1	0	1	5	0	3	0	0	6															
11	Thomas, Quentin	g	0	1	0	0	0	0	0	0	0	0	0	2	1	0	0	8															
15	Everett, Charlie	g	0	0	0	0	0	0	0	0	0	0	0	0	0	0	0	2															
22	Miller, Wes	g	0	2	0	0	0	0	0	0	0	0	0	1	0	0	0	6															
24	Williams, Marvin	g	1	4	0	0	6	6	3	3	6	3	8	1	2	0	3	20															
25	Grant, Damien	g	0	4	0	0	0	0	2	0	2	0	0	0	0	0	0	4															
34	Noel, David	g	3	4	0	0	1	1	2	5	7	4	7	3	0	0	2	17															
35	Hooker, C.J.	g	0	0	0	0	0	0	0	0	0	0	0	0	0	0	0	2															
41	Sanders, Byron	g	1	1	0	0	0	0	0	1	0	1	0	2	0	0	0	4															
TEAM								2		2		2																					
Totals.....		30		69		8		26		18		23		14		28		42		17		86		19		12		1		15		200	

TOTAL FG%	1st Half: 17-36 47.2%	2nd Half: 13-33 39.4%	Game: 43.5%	DEADBALL
3-Pt. FG%	1st Half: 3-13 23.1%	2nd Half: 5-13 38.5%	Game: 30.8%	REBOUNDS
F Throw %	1st Half: 11-14 78.6%	2nd Half: 7-9 77.8%	Game: 78.3%	2

Officials: Bob Donato, Craig Peterson, J.D. Collins  
Technical fouls: Brigham Young-None, North Carolina-None.  
Attendance: 2500  
Score by Periods  
Brigham Young 18 32 50  
North Carolina 48 38 86

**BYU vs. Stanford – Game #2 (Maui Invitational)**

11-23-04 11 a.m. at Lahaina Civic Center, Maui, Hawaii  
VISITORS: Brigham Young D-2

#	Player	totfg		3-pt		rebounds			pf	tp	a	to	blk	s	min																		
		fg	fga	fg	fga	ft	fta	of								de	tot																
41	MEADS, Garner	f	3	7	0	0	3	2	3	5	4	9	1	3	1	0	22																
52	JENSEN, Jared	f	4	7	0	0	3	5	1	1	2	2	11	0	2	0	1	24															
01	HALL, Mike	g	2	8	1	3	2	2	2	4	6	3	7	2	1	0	1	33															
02	ROSE, Mike	g	2	5	2	5	2	4	0	2	2	0	8	0	3	0	0	25															
10	NASHIF, Terry	g	2	9	1	5	2	2	0	1	1	4	7	1	3	0	1	30															
03	YOUNG, Keena	g	2	4	0	0	2	3	1	3	4	0	6	0	1	0	0	12															
13	AINGE, Austin	g	0	1	0	1	0	0	0	0	0	1	0	0	4	0	0	12															
20	BURGESS, Sam	g	0	3	0	2	0	0	0	1	1	1	0	1	0	0	0	8															
43	DAWES, Derek	g	2	4	0	0	0	0	3	7	10	4	4	0	1	0	0	16															
44	PLASTED, Trent	g	0	0	0	0	1	4	1	3	4	1	1	0	1	0	0	18															
TEAM								1		2		3																					
Totals.....		17		48		4		16		15		23		11		27		38		20		53		4		19		1		3		200	

TOTAL FG%	1st Half: 9-26 34.6%	2nd Half: 8-22 36.4%	Game: 35.4%	DEADBALL
3-Pt. FG%	1st Half: 2-9 22.2%	2nd Half: 2-7 28.6%	Game: 25.0%	REBOUNDS
F Throw %	1st Half: 5-7 71.4%	2nd Half: 10-16 62.5%	Game: 65.2%	4,1

HOME TEAM: Stanford 2-1

#	Player	totfg		3-pt		rebounds			pf	tp	a	to	blk	s	min																		
		fg	fga	fg	fga	ft	fta	of								de	tot																
20	Grunfeld, Dan	f	6	12	1	4	7	8	1	6	7	1	20	0	1	0	1	31															
52	Haryasz, Matt	f	3	10	0	0	0	0	2	8	9	4	6	1	1	3	1	23															
42	Little, Rob	c	2	5	0	0	1	2	1	2	4	5	1	4	0	0	0	19															
11	Hernandez, Chris	g	1	6	1	4	6	10	1	2	3	3	9	3	3	0	1	33															
21	Robinson, Nick	g	4	8	0	1	0	0	4	4	8	3	8	2	2	0	3	33															
10	Morris, Tim	g	3	6	0	1	4	4	0	2	2	1	10	4	0	0	0	21															
31	Finger, Taj	g	2	2	0	0	0	1	1	2	4	4	1	0	0	0	1	13															
32	Haas, Jason	g	0	1	0	1	0	0	0	0	0	0	0	0	0	0	0	14															
44	Washington, Fred	g	0	4	0	0	0	0	0	0	0	1	0	0	0	0	0	4															
55	Prowitt, Peter	g	0	1	0	0	0	0	1	1	2	2	0	1	0	1	0	9															
TEAM								1		2		3																					
Totals.....		21		55		2		11		18		25		11		23		34		23		62		13		11		4		7		200	

TOTAL FG%	1st Half: 10-30 33.3%	2nd Half: 11-25 44.0%	Game: 38.2%	DEADBALL
3-Pt. FG%	1st Half: 1-6 16.7%	2nd Half: 1-5 20.0%	Game: 18.2%	REBOUNDS
F Throw %	1st Half: 7-9 77.8%	2nd Half: 11-16 68.8%	Game: 72.0%	2,1

Officials: Tony Greene, Steve Skiles, Brian Forte  
Technical fouls: Brigham Young-None, Stanford-None.  
Attendance: 2500  
Score by Periods  
Brigham Young 25 28 53  
Stanford 28 34 62

**BYU vs. Chaminade – Game #3 (Maui Invitational)**

11-24-04 2 p.m. at Lahaina Civic Center, Maui, Hawaii  
VISITORS: Brigham Young 1-2

#	Player	totfg		3-pt		rebounds			pf	tp	a	to	blk	s	min																
		fg	fga	fg	fga	ft	fta	of								de	tot														
03	YOUNG, Keena	f	7	12	0	0	0	0	3	3	6	2	14	0	0	0	2	33													
52	JENSEN, Jared	c	6	8	0	0	4	4	4	1	5	4	16	0	3	0	0	25													
01	HALL, Mike	g	5	12	2	5	2	2	3	3	6	0	14	5	1	0	4	38													
02	ROSE, Mike	g	2	5	1	3	0	0	0	0	0	0	5	3	1	0	0	14													
10	NASHIF, Terry	g	2	3	0	0	0	0	0	0	4	4	2	4	5	1	1	21													
05	REISMAN, Joshua	g	1	1	0	0	0	0	0	0	0	0	2	2	0	1	0	0	5												
12	REICHNER, Brook	g	0	0	0	0	0	0	0	0	0	0	0	0	0	1	0	0	1												
13	AINGE, Austin	g	1	3	0	1	0	0	0	0	4	4	3	2	2	3	0	0	14												
20	BURGESS, Sam	g	3	11	2	6	0	0	1	2	3	3	8	0	2	3	2	26													
43	DAWES, Derek	g	4	7	0	0	2	2	0	6	6	1	10	1	2	1	1	19													
44	PLASTED, Trent	g	0	1	0	0	0	0	0	0	0	0	0	0	0	0	0	3													
54	MILES, Chris	g	0	0	0	0	2	2	0	0	0	0	2	0	0	0	0	1													
TEAM								1		2																					
Totals.....		31		63		5		15		10		12		24		36		17		77		16		15		5		10		200	

TOTAL FG%	1st Half: 14-34 41.2%	2nd Half: 17-29 58.6%	Game: 49.2%	DEADBALL
3-Pt. FG%	1st Half: 2-10 20.0%	2nd Half: 3-5 60.0%	Game: 33.3%	REBOUNDS
F Throw %	1st Half: 3-3 100%	2nd Half: 7-7 100%	Game: 100%	0

HOME TEAM: Chaminade 1-3

#	Player	totfg		3-pt		rebounds			pf	tp	a	to	blk	s	min
		fg	fga	fg	fga	ft	fta	of							
50															



2004-05 BYU Season Stats  
 BYU Cougars Combined Team Statistics (as of Nov 26, 2004)  
 All games

<b>RECORD:</b>	<b>OVERALL</b>	<b>HOME</b>	<b>AWAY</b>	<b>NEUTRAL</b>
<b>ALL GAMES</b> .....	<b>(1-2)</b>	<b>(0-0)</b>	<b>(0-0)</b>	<b>(1-2)</b>
<b>CONFERENCE</b> .....	<b>(0-0)</b>	<b>(0-0)</b>	<b>(0-0)</b>	<b>(0-0)</b>
<b>NON-CONFERENCE</b> .....	<b>(1-2)</b>	<b>(0-0)</b>	<b>(0-0)</b>	<b>(1-2)</b>

## Player	GP-GS	Min--Avg	---TOTAL---		---3-PTS---		FT-FTA	Pct	---REBOUNDS---				PF	FO	A	TO	Blk	Stl	Pts	Avg
			FG-FGA	Pct	3FG-FGA	Pct			Off	Def	Tot	Avg								
52 JENSEN, Jared.....	3-3	75 25.0	13-19	.684	0-0	.000	9-12	.750	5	5	10	3.3	10	0	1	6	0	2	35	11.7
01 HALL, Mike.....	3-3	96 32.0	11-35	.314	5-16	.313	4-6	.667	6	10	16	5.3	7	0	7	6	1	6	31	10.3
03 YOUNG, Keena.....	3-1	68 22.7	12-24	.500	0-2	.000	5-8	.625	9	11	20	6.7	3	0	0	1	1	2	29	9.7
02 ROSE, Mike.....	3-3	54 18.0	6-17	.353	4-13	.308	2-4	.500	0	3	3	1.0	0	0	3	5	0	0	18	6.0
41 MEADS, Garner.....	2-2	44 22.0	4-13	.308	0-0	.000	3-3	1.000	5	9	14	7.0	7	0	1	7	2	2	11	5.5
43 DAWES, Derek.....	3-0	38 12.7	6-11	.545	0-0	.000	3-4	.750	3	13	16	5.3	5	0	1	4	1	1	15	5.0
10 NASHIF, Terry.....	3-3	74 24.7	5-15	.333	2-8	.250	2-2	1.000	0	6	6	2.0	7	0	10	12	1	3	14	4.7
20 BURGESS, Sam.....	3-0	49 16.3	5-21	.238	2-10	.200	0-0	.000	1	4	5	1.7	8	0	1	4	3	2	12	4.0
13 AINGE, Austin.....	3-0	44 14.7	3-7	.429	2-5	.400	0-0	.000	0	5	5	1.7	5	0	3	11	0	1	8	2.7
05 REISMAN, Joshua....	1-0	5 5.0	1-1	1.000	0-0	.000	0-0	.000	0	0	0	0.0	2	0	0	1	0	0	2	2.0
44 PLAISTED, Trent....	3-0	39 13.0	0-3	.000	0-0	.000	3-6	.500	2	5	7	2.3	1	0	1	2	0	0	3	1.0
54 MILES, Chris.....	2-0	8 4.0	0-1	.000	0-0	.000	2-2	1.000	3	2	5	2.5	1	0	0	1	1	0	2	1.0
34 BURGESS, David.....	1-0	5 5.0	0-1	.000	0-0	.000	0-0	.000	0	0	0	0.0	2	0	0	0	0	1	0	0.0
12 REICHER, Brock....	1-0	1 1.0	0-0	.000	0-0	.000	0-0	.000	0	0	0	0.0	0	0	0	1	0	0	0	0.0
TEAM.....										4	6	10	3.3			0				
-----																				
Total.....	3	600	66-168	.393	15-54	.278	33-47	.702	38	79	117	39.0	58	0	28	61	10	20	180	60.0
Opponents.....	3	600	73-177	.412	16-60	.267	42-61	.689	34	72	106	35.3	56	-	44	44	9	30	204	68.0

TEAM STATISTICS	BY	OPP	DATE	OPPONENT	W/L	SCORE	ATTEND
SCORING.....	180	204	11-22-04	vs North Carolina	L	50-86	2500
Points per game.....	60.0	68.0	11-23-04	vs Stanford	L	53-62	2500
Scoring margin.....	-8.0	-	11-24-04	vs Chaminade	W	77-56	2500
FIELD GOALS-ATT.....	66-168	73-177					
Field goal pct.....	.393	.412					
3 POINT FG-ATT.....	15-54	16-60					
3-point FG pct.....	.278	.267					
3-pt FG made per game..	5.0	5.3					
FREE THROWS-ATT.....	33-47	42-61					
Free throw pct.....	.702	.689					
REBOUNDS.....	117	106					
Rebounds per game.....	39.0	35.3					
Rebounding margin.....	+3.7	-					
ASSISTS.....	28	44					
Assists per game.....	9.3	14.7					
TURNOVERS.....	61	44					
Turnovers per game.....	20.3	14.7					
Turnover margin.....	-5.7	-					
Assist/turnover ratio..	0.5	1.0					
STEALS.....	20	30					
Steals per game.....	6.7	10.0					
BLOCKS.....	10	9					
Blocks per game.....	3.3	3.0					
WINNING STREAK.....	1	-					
Home win streak.....	0	-					
ATTENDANCE.....	0	7500					
Home games-Avg/Game....	0-0	0-0					
Neutral site-Avg/Game..	-	3-2500					

SCORE BY PERIODS:	1st	2nd	Total
-----	-----	-----	-----
BYU Cougars.....	76	104	- 180
Opponents.....	97	107	- 204

2004-05 BYU Season Stats  
 BYU Cougars Category Leaders (as of Nov 26, 2004)  
 All games

FG PERCENTAGE	FG ATT	Pct
REISMAN, Joshua.....	1 1	1.000
JENSEN, Jared.....	13 19	.684
DAWES, Derek.....	6 11	.545
YOUNG, Keena.....	12 24	.500
AINGE, Austin.....	3 7	.429
ROSE, Mike.....	6 17	.353
NASHIF, Terry.....	5 15	.333
HALL, Mike.....	11 35	.314
MEADS, Garner.....	4 13	.308
BURGESS, Sam.....	5 21	.238
PLAISTED, Trent.....	0 3	.000
MILES, Chris.....	0 1	.000
BURGESS, David.....	0 1	.000

3-POINT PERCENTAGE	3FG ATT	Pct
AINGE, Austin.....	2 5	.400
HALL, Mike.....	5 16	.313
ROSE, Mike.....	4 13	.308
NASHIF, Terry.....	2 8	.250
BURGESS, Sam.....	2 10	.200
YOUNG, Keena.....	0 2	.000

FT PERCENTAGE	FT ATT	Pct
NASHIF, Terry.....	2 2	1.000
MEADS, Garner.....	3 3	1.000
MILES, Chris.....	2 2	1.000
JENSEN, Jared.....	9 12	.750
DAWES, Derek.....	3 4	.750
HALL, Mike.....	4 6	.667
YOUNG, Keena.....	5 8	.625
PLAISTED, Trent.....	3 6	.500
ROSE, Mike.....	2 4	.500

POINTS	G	Pts	Pts/G
JENSEN, Jared.....	3	35	11.7
HALL, Mike.....	3	31	10.3
YOUNG, Keena.....	3	29	9.7
ROSE, Mike.....	3	18	6.0
DAWES, Derek.....	3	15	5.0
NASHIF, Terry.....	3	14	4.7
BURGESS, Sam.....	3	12	4.0
MEADS, Garner.....	2	11	5.5
AINGE, Austin.....	3	8	2.7
PLAISTED, Trent.....	3	3	1.0
MILES, Chris.....	2	2	1.0
REISMAN, Joshua.....	1	2	2.0

FIELD GOAL ATTEMPTS	G	Att	Att/G
HALL, Mike.....	3	35	11.7
YOUNG, Keena.....	3	24	8.0
BURGESS, Sam.....	3	21	7.0
JENSEN, Jared.....	3	19	6.3
ROSE, Mike.....	3	17	5.7

FIELD GOALS MADE	G	Made	Made/G
JENSEN, Jared.....	3	13	4.3
YOUNG, Keena.....	3	12	4.0
HALL, Mike.....	3	11	3.7
ROSE, Mike.....	3	6	2.0
DAWES, Derek.....	3	6	2.0

3-POINT FG ATTEMPTS	G	Att	Att/G
HALL, Mike.....	3	16	5.3
ROSE, Mike.....	3	13	4.3
BURGESS, Sam.....	3	10	3.3
NASHIF, Terry.....	3	8	2.7
AINGE, Austin.....	3	5	1.7

3-POINT FGS MADE	G	Made	Made/G
HALL, Mike.....	3	5	1.7
ROSE, Mike.....	3	4	1.3
BURGESS, Sam.....	3	2	0.7
NASHIF, Terry.....	3	2	0.7
AINGE, Austin.....	3	2	0.7

FREE THROW ATTEMPTS	G	Att	Att/G
JENSEN, Jared.....	3	12	4.0
YOUNG, Keena.....	3	8	2.7
HALL, Mike.....	3	6	2.0
PLAISTED, Trent.....	3	6	2.0
DAWES, Derek.....	3	4	1.3
ROSE, Mike.....	3	4	1.3

FREE THROWS MADE	G	Made	Made/G
JENSEN, Jared.....	3	9	3.0
YOUNG, Keena.....	3	5	1.7
HALL, Mike.....	3	4	1.3
ROSE, Mike.....	3	2	0.7
DAWES, Derek.....	3	3	1.0

POINTS AVERAGE	G	Pts	Avg/G
JENSEN, Jared.....	3	35	11.7
HALL, Mike.....	3	31	10.3
YOUNG, Keena.....	3	29	9.7
ROSE, Mike.....	3	18	6.0
MEADS, Garner.....	2	11	5.5
DAWES, Derek.....	3	15	5.0
NASHIF, Terry.....	3	14	4.7
BURGESS, Sam.....	3	12	4.0
AINGE, Austin.....	3	8	2.7
REISMAN, Joshua.....	1	2	2.0
PLAISTED, Trent.....	3	3	1.0
MILES, Chris.....	2	2	1.0

2004-05 BYU Season Stats  
 BYU Cougars Category Leaders (as of Nov 26, 2004)  
 All games

REBOUNDS	G	Reb	Reb/G
YOUNG, Keena.....	3	20	6.7
HALL, Mike.....	3	16	5.3
DAWES, Derek.....	3	16	5.3
MEADS, Garner.....	2	14	7.0
JENSEN, Jared.....	3	10	3.3

REBOUND AVERAGE	G	Reb	Avg/G
MEADS, Garner.....	2	14	7.0
YOUNG, Keena.....	3	20	6.7
DAWES, Derek.....	3	16	5.3
HALL, Mike.....	3	16	5.3
JENSEN, Jared.....	3	10	3.3

OFFENSIVE REBOUNDS	G	No.	Avg/G
YOUNG, Keena.....	3	9	3.0
HALL, Mike.....	3	6	2.0
MEADS, Garner.....	2	5	2.5
JENSEN, Jared.....	3	5	1.7
MILES, Chris.....	2	3	1.5
DAWES, Derek.....	3	3	1.0

DEFENSIVE REBOUNDS	G	No.	Avg/G
DAWES, Derek.....	3	13	4.3
YOUNG, Keena.....	3	11	3.7
HALL, Mike.....	3	10	3.3
MEADS, Garner.....	2	9	4.5
NASHIF, Terry.....	3	6	2.0

FOULS	G	No.	Per/G
JENSEN, Jared.....	3	10	3.3
BURGESS, Sam.....	3	8	2.7
MEADS, Garner.....	2	7	3.5
NASHIF, Terry.....	3	7	2.3
HALL, Mike.....	3	7	2.3

FOULOUTS	G	No.
-----		

ASSISTS	G	No.	A/G
NASHIF, Terry.....	3	10	3.3
HALL, Mike.....	3	7	2.3
AINGE, Austin.....	3	3	1.0
ROSE, Mike.....	3	3	1.0
BURGESS, Sam.....	3	1	0.3
PLAISTED, Trent.....	3	1	0.3
JENSEN, Jared.....	3	1	0.3
DAWES, Derek.....	3	1	0.3
MEADS, Garner.....	2	1	0.5

STEALS	G	No.	S/G
HALL, Mike.....	3	6	2.0
NASHIF, Terry.....	3	3	1.0
BURGESS, Sam.....	3	2	0.7
YOUNG, Keena.....	3	2	0.7
JENSEN, Jared.....	3	2	0.7
MEADS, Garner.....	2	2	1.0

BLOCKED SHOTS	G	No.	Blk/G
BURGESS, Sam.....	3	3	1.0
MEADS, Garner.....	2	2	1.0
NASHIF, Terry.....	3	1	0.3
YOUNG, Keena.....	3	1	0.3
MILES, Chris.....	2	1	0.5
HALL, Mike.....	3	1	0.3
DAWES, Derek.....	3	1	0.3

MINUTES	G	No.	Min/G
HALL, Mike.....	3	96	32.0
JENSEN, Jared.....	3	75	25.0
NASHIF, Terry.....	3	74	24.7
YOUNG, Keena.....	3	68	22.7
ROSE, Mike.....	3	54	18.0

TURNOVERS	G	No.	TO/G
NASHIF, Terry.....	3	12	4.0
AINGE, Austin.....	3	11	3.7
MEADS, Garner.....	2	7	3.5
JENSEN, Jared.....	3	6	2.0
HALL, Mike.....	3	6	2.0

2004-05 BYU Season Stats  
 BYU Cougars Team Game-by-Game (as of Nov 26, 2004)  
 All games

TEAM STATISTICS

Opponent	Date	Score	W/L	---TOTAL---		--3-PTRS--		FT-FTA		----REBOUNDS----				PF	A	TO	Blk	Stl	Pts---Avg	
				FG-FGA	Pct	3FG-FGA	Pct	Pct	Off	Def	Tot	Avg								
vs North Carolina	11-22-04	50-86	L	18-57	.316	6-23	.261	8-14	.571	15	28	43	43.0	21	8	27	4	7	50	50.0
vs Stanford	11-23-04	53-62	L	17-48	.354	4-16	.250	15-23	.652	11	27	38	40.5	20	4	19	1	3	53	51.5
vs Chaminade	11-24-04	77-56	W	31-63	.492	5-15	.333	10-10	1.000	12	24	36	39.0	17	16	15	5	10	77	60.0
BYU Cougars		180		66-168	.393	15-54	.278	33-47	.702	38	79	117	39.0	58	28	61	10	20	180	60.0
Opponents		204		73-177	.412	16-60	.267	42-61	.689	34	72	106	35.3	56	44	44	9	30	204	68.0

Games played: 3  
 Points/game: 60.0  
 FG Pct: 39.3  
 3FG Pct: 27.8  
 FT Pct: 70.2

Rebounds/game: 39.0  
 Assists/game: 9.3  
 Turnovers/game: 20.3  
 Assist/turnover ratio: 0.5  
 Steals/game: 6.7  
 Blocks/game: 3.3

2004-05 BYU Season Stats  
 BYU Cougars Opponent Game-by-Game (as of Nov 26, 2004)  
 All games

OPPONENT STATISTICS

Opponent	Date	Score	W/L	---TOTAL---		--3-PTRS--		---FT-FTA		----REBOUNDS----				PF	A	TO	Blk	Stl	Pts---Avg	
				FG-FGA	Pct	3FG-FGA	Pct	Pct	Off	Def	Tot	Avg								
vs North Carolina	11-22-04	50-86	L	30-69	.435	8-26	.308	18-23	.783	14	28	42	42.0	17	19	12	1	15	86	86.0
vs Stanford	11-23-04	53-62	L	21-55	.382	2-11	.182	18-25	.720	11	23	34	38.0	23	13	11	4	7	62	74.0
vs Chaminade	11-24-04	77-56	W	22-53	.415	6-23	.261	6-13	.462	9	21	30	35.3	16	12	21	4	8	56	68.0
Opponents		204		73-177	.412	16-60	.267	42-61	.689	34	72	106	35.3	56	44	44	9	30	204	68.0
BYU Cougars		180		66-168	.393	15-54	.278	33-47	.702	38	79	117	39.0	58	28	61	10	20	180	60.0

Games played: 3  
 Points/game: 68.0  
 FG Pct: 41.2  
 3FG Pct: 26.7  
 FT Pct: 68.9

Rebounds/game: 35.3  
 Assists/game: 14.7  
 Turnovers/game: 14.7  
 Assist/turnover ratio: 1.0  
 Steals/game: 10.0  
 Blocks/game: 3.0

2004-05 BYU Season Stats  
 BYU Cougars Game-by-Game Points-Rebounds-Assists (as of Nov 26, 2004)  
 All games

Opponent	Date	Score	WL	01 HALL,MIKE	02 ROSE,MIKE	03 YOUNG,KEE	05 REISMAN,J	10 NASHIF,TE	12 REICHNER,	13 AINGE,AUS	20 BURGESS,S	34 BURGESS,D
vs North Carolina	11-22-04	50-86	L	10- 4- 0	5- 1- 0	9-10- 0	DNP	3- 1- 4	DNP	6- 1- 1	4- 1- 0	0- 0- 0
vs Stanford	11-23-04	53-62	L	7- 6- 2	8- 2- 0	6- 4- 0	DNP	7- 1- 1	DNP	0- 0- 0	0- 1- 1	DNP
vs Chaminade	11-24-04	77-56	W	14- 6- 5	5- 0- 3	14- 6- 0	2- 0- 0	4- 4- 5	0- 0- 0	2- 4- 2	8- 3- 0	DNP

Opponent	Date	Score	WL	41 MEADS,GAR	43 DAWES,DER	44 PLAISTED,	52 JENSEN,JA	54 MILES,CHR
vs North Carolina	11-22-04	50-86	L	2- 9- 1	1- 0- 0	2- 3- 1	8- 3- 1	0- 5- 0
vs Stanford	11-23-04	53-62	L	9- 5- 0	4-10- 0	1- 4- 0	11- 2- 0	DNP
vs Chaminade	11-24-04	77-56	W	DNP	10- 6- 1	0- 0- 0	16- 5- 0	2- 0- 0

2004-05 BYU Season Stats  
 BYU Cougars Game-by-Game Highs (as of Nov 26, 2004)  
 All games

Opponent	Date	Score	WL	POINTS	REBOUNDS	ASSISTS	STEALS	BLOCKED SHOTS
vs North Carolina	11-22-04	50-86	L	10-HALL, Mike	10-YOUNG, Keena	4-NASHIF, Terry	2-MEADS, Garner	1-MILES, Chris YOUNG, Keena HALL, Mike MEADS, Garner
vs Stanford	11-23-04	53-62	L	11-JENSEN, Jared	10-DAWES, Derek	2-HALL, Mike	1-HALL, Mike JENSEN, Jared NASHIF, Terry	1-MEADS, Garner
vs Chaminade	11-24-04	77-56	W	16-JENSEN, Jared	6-YOUNG, Keena DAWES, Derek HALL, Mike	5-HALL, Mike NASHIF, Terry	4-HALL, Mike	3-BURGESS, Sam

2004-05 BYU Season Stats  
 BYU Cougars High/Low Analysis (as of Nov 26, 2004)  
 All games

BYU Cougars - TEAM GAME HIGHS

POINTS.....	77	vs Chaminade (11-24-04)
	53	vs Stanford (11-23-04)
	50	vs North Carolina (11-22-04)
FIELD GOALS MADE.....	31	vs Chaminade (11-24-04)
	18	vs North Carolina (11-22-04)
FIELD GOAL ATTEMPTS.....	63	vs Chaminade (11-24-04)
	57	vs North Carolina (11-22-04)
FIELD GOAL PERCENTAGE.....	.492 (31-63)	vs Chaminade (11-24-04)
	.354 (17-48)	vs Stanford (11-23-04)
3 PT FIELD GOALS MADE.....	6	vs North Carolina (11-22-04)
	5	vs Chaminade (11-24-04)
3 PT FG ATTEMPTS.....	23	vs North Carolina (11-22-04)
	16	vs Stanford (11-23-04)
3 PT FG PERCENTAGE.....	.333 ( 5-15)	vs Chaminade (11-24-04)
	.261 ( 6-23)	vs North Carolina (11-22-04)
FREE THROWS MADE.....	15	vs Stanford (11-23-04)
	10	vs Chaminade (11-24-04)
FREE THROW ATTEMPTS.....	23	vs Stanford (11-23-04)
	14	vs North Carolina (11-22-04)
FREE THROW PERCENTAGE.....	1.000 (10-10)	vs Chaminade (11-24-04)
	.652 (15-23)	vs Stanford (11-23-04)
REBOUNDS.....	43	vs North Carolina (11-22-04)
	38	vs Stanford (11-23-04)
ASSISTS.....	16	vs Chaminade (11-24-04)
	8	vs North Carolina (11-22-04)
STEALS.....	10	vs Chaminade (11-24-04)
	7	vs North Carolina (11-22-04)
BLOCKED SHOTS.....	5	vs Chaminade (11-24-04)
	4	vs North Carolina (11-22-04)
TURNOVERS.....	27	vs North Carolina (11-22-04)
	19	vs Stanford (11-23-04)
FOULS.....	21	vs North Carolina (11-22-04)
	20	vs Stanford (11-23-04)



2004-05 BYU Season Stats  
 BYU Cougars High/Low Analysis (as of Nov 26, 2004)  
 All games

Opponent - GAME HIGHS

POINTS.....	86	vs North Carolina (11-22-04)
	62	vs Stanford (11-23-04)
	56	vs Chaminade (11-24-04)
FIELD GOALS MADE.....	30	vs North Carolina (11-22-04)
	22	vs Chaminade (11-24-04)
FIELD GOAL ATTEMPTS.....	69	vs North Carolina (11-22-04)
	55	vs Stanford (11-23-04)
FIELD GOAL PERCENTAGE.....	.435 (30-69)	vs North Carolina (11-22-04)
	.415 (22-53)	vs Chaminade (11-24-04)
3 PT FIELD GOALS MADE.....	8	vs North Carolina (11-22-04)
	6	vs Chaminade (11-24-04)
3 PT FG ATTEMPTS.....	26	vs North Carolina (11-22-04)
	23	vs Chaminade (11-24-04)
3 PT FG PERCENTAGE.....	.308 ( 8-26)	vs North Carolina (11-22-04)
	.261 ( 6-23)	vs Chaminade (11-24-04)
FREE THROWS MADE.....	18	vs Stanford (11-23-04)
	18	vs North Carolina (11-22-04)
FREE THROW ATTEMPTS.....	25	vs Stanford (11-23-04)
	23	vs North Carolina (11-22-04)
FREE THROW PERCENTAGE.....	.783 (18-23)	vs North Carolina (11-22-04)
	.720 (18-25)	vs Stanford (11-23-04)
REBOUNDS.....	42	vs North Carolina (11-22-04)
	34	vs Stanford (11-23-04)
ASSISTS.....	19	vs North Carolina (11-22-04)
	13	vs Stanford (11-23-04)
STEALS.....	15	vs North Carolina (11-22-04)
	8	vs Chaminade (11-24-04)
BLOCKED SHOTS.....	4	vs Chaminade (11-24-04)
	4	vs Stanford (11-23-04)
TURNOVERS.....	21	vs Chaminade (11-24-04)
	12	vs North Carolina (11-22-04)
FOULS.....	23	vs Stanford (11-23-04)
	17	vs North Carolina (11-22-04)

2004-05 BYU Season Stats  
 BYU Cougars High/Low Analysis (as of Nov 26, 2004)  
 All games

BYU Cougars - GAME LOWS

POINTS.....	50	vs North Carolina (11-22-04)
	53	vs Stanford (11-23-04)
	77	vs Chaminade (11-24-04)
FIELD GOALS MADE.....	17	vs Stanford (11-23-04)
	18	vs North Carolina (11-22-04)
FIELD GOAL ATTEMPTS.....	48	vs Stanford (11-23-04)
	57	vs North Carolina (11-22-04)
FIELD GOAL PERCENTAGE.....	.316 (18-57)	vs North Carolina (11-22-04)
	.354 (17-48)	vs Stanford (11-23-04)
3 PT FIELD GOALS MADE.....	4	vs Stanford (11-23-04)
	5	vs Chaminade (11-24-04)
3 PT FG ATTEMPTS.....	15	vs Chaminade (11-24-04)
	16	vs Stanford (11-23-04)
3 PT FG PERCENTAGE.....	.250 ( 4-16)	vs Stanford (11-23-04)
	.261 ( 6-23)	vs North Carolina (11-22-04)
FREE THROWS MADE.....	8	vs North Carolina (11-22-04)
	10	vs Chaminade (11-24-04)
FREE THROW ATTEMPTS.....	10	vs Chaminade (11-24-04)
	14	vs North Carolina (11-22-04)
FREE THROW PERCENTAGE.....	.571 ( 8-14)	vs North Carolina (11-22-04)
	.652 (15-23)	vs Stanford (11-23-04)
REBOUNDS.....	36	vs Chaminade (11-24-04)
	38	vs Stanford (11-23-04)
ASSISTS.....	4	vs Stanford (11-23-04)
	8	vs North Carolina (11-22-04)
STEALS.....	3	vs Stanford (11-23-04)
	7	vs North Carolina (11-22-04)
BLOCKED SHOTS.....	1	vs Stanford (11-23-04)
	4	vs North Carolina (11-22-04)
TURNOVERS.....	15	vs Chaminade (11-24-04)
	19	vs Stanford (11-23-04)
FOULS.....	17	vs Chaminade (11-24-04)
	20	vs Stanford (11-23-04)

2004-05 BYU Season Stats  
 BYU Cougars High/Low Analysis (as of Nov 26, 2004)  
 All games

Opponent - GAME LOWS

POINTS.....	56	vs Chaminade (11-24-04)
	62	vs Stanford (11-23-04)
	86	vs North Carolina (11-22-04)
FIELD GOALS MADE.....	21	vs Stanford (11-23-04)
	22	vs Chaminade (11-24-04)
FIELD GOAL ATTEMPTS.....	53	vs Chaminade (11-24-04)
	55	vs Stanford (11-23-04)
FIELD GOAL PERCENTAGE.....	.382 (21-55)	vs Stanford (11-23-04)
	.415 (22-53)	vs Chaminade (11-24-04)
3 PT FIELD GOALS MADE.....	2	vs Stanford (11-23-04)
	6	vs Chaminade (11-24-04)
3 PT FG ATTEMPTS.....	11	vs Stanford (11-23-04)
	23	vs Chaminade (11-24-04)
3 PT FG PERCENTAGE.....	.182 ( 2-11)	vs Stanford (11-23-04)
	.261 ( 6-23)	vs Chaminade (11-24-04)
FREE THROWS MADE.....	6	vs Chaminade (11-24-04)
	18	vs North Carolina (11-22-04)
	18	vs Stanford (11-23-04)
FREE THROW ATTEMPTS.....	13	vs Chaminade (11-24-04)
	23	vs North Carolina (11-22-04)
FREE THROW PERCENTAGE.....	.462 ( 6-13)	vs Chaminade (11-24-04)
	.720 (18-25)	vs Stanford (11-23-04)
REBOUNDS.....	30	vs Chaminade (11-24-04)
	34	vs Stanford (11-23-04)
ASSISTS.....	12	vs Chaminade (11-24-04)
	13	vs Stanford (11-23-04)
STEALS.....	7	vs Stanford (11-23-04)
	8	vs Chaminade (11-24-04)
BLOCKED SHOTS.....	1	vs North Carolina (11-22-04)
	4	vs Stanford (11-23-04)
	4	vs Chaminade (11-24-04)
TURNOVERS.....	11	vs Stanford (11-23-04)
	12	vs North Carolina (11-22-04)
FOULS.....	16	vs Chaminade (11-24-04)
	17	vs North Carolina (11-22-04)

2004-05 BYU Season Stats  
 BYU Cougars High/Low Analysis (as of Nov 26, 2004)  
 All games

BYU Cougars - INDIVIDUAL GAME HIGHS

POINTS.....	16	JENSEN, Jared vs Chaminade (11-24-04)
	14	YOUNG, Keena vs Chaminade (11-24-04)
	14	HALL, Mike vs Chaminade (11-24-04)
	11	JENSEN, Jared vs Stanford (11-23-04)
	10	DAWES, Derek vs Chaminade (11-24-04)
	10	HALL, Mike vs North Carolina (11-22-04)
FIELD GOALS MADE.....	7	YOUNG, Keena vs Chaminade (11-24-04)
	6	JENSEN, Jared vs Chaminade (11-24-04)
FIELD GOAL ATT.....	15	HALL, Mike vs North Carolina (11-22-04)
	12	YOUNG, Keena vs Chaminade (11-24-04)
	12	HALL, Mike vs Chaminade (11-24-04)
FG PCT (min 5 made).....	.750 ( 6-8 )	JENSEN, Jared vs Chaminade (11-24-04)
	.583 ( 7-12)	YOUNG, Keena vs Chaminade (11-24-04)
3 PT FG MADE.....	2	HALL, Mike vs Chaminade (11-24-04)
	2	BURGESS, Sam vs Chaminade (11-24-04)
	2	ROSE, Mike vs Stanford (11-23-04)
	2	HALL, Mike vs North Carolina (11-22-04)
	2	AINGE, Austin vs North Carolina (11-22-04)
3 PT FG ATTEMPTS.....	8	HALL, Mike vs North Carolina (11-22-04)
	6	BURGESS, Sam vs Chaminade (11-24-04)
3-PT FG PCT (min 2 made).....	.667 ( 2-3 )	AINGE, Austin vs North Carolina (11-22-04)
	.400 ( 2-5 )	HALL, Mike vs Chaminade (11-24-04)
	.400 ( 2-5 )	ROSE, Mike vs Stanford (11-23-04)
FREE THROWS MADE.....	4	JENSEN, Jared vs Chaminade (11-24-04)
	3	JENSEN, Jared vs Stanford (11-23-04)
	3	MEADS, Garner vs Stanford (11-23-04)
	3	YOUNG, Keena vs North Carolina (11-22-04)
FREE THROW ATT.....	5	JENSEN, Jared vs Stanford (11-23-04)
	5	YOUNG, Keena vs North Carolina (11-22-04)
FT PCT (min 3 made).....	1.000 ( 4-4 )	JENSEN, Jared vs Chaminade (11-24-04)
	1.000 ( 3-3 )	MEADS, Garner vs Stanford (11-23-04)
REBOUNDS.....	10	DAWES, Derek vs Stanford (11-23-04)
	10	YOUNG, Keena vs North Carolina (11-22-04)
ASSISTS.....	5	HALL, Mike vs Chaminade (11-24-04)
	5	NASHIF, Terry vs Chaminade (11-24-04)
STEALS.....	4	HALL, Mike vs Chaminade (11-24-04)
	2	BURGESS, Sam vs Chaminade (11-24-04)
	2	YOUNG, Keena vs Chaminade (11-24-04)
	2	MEADS, Garner vs North Carolina (11-22-04)
BLOCKED SHOTS.....	3	BURGESS, Sam vs Chaminade (11-24-04)
	1	NASHIF, Terry vs Chaminade (11-24-04)
	1	DAWES, Derek vs Chaminade (11-24-04)
	1	MEADS, Garner vs Stanford (11-23-04)
	1	YOUNG, Keena vs North Carolina (11-22-04)
	1	MEADS, Garner vs North Carolina (11-22-04)
	1	HALL, Mike vs North Carolina (11-22-04)
	1	MILES, Chris vs North Carolina (11-22-04)
TURNOVERS.....	8	NASHIF, Terry vs North Carolina (11-22-04)
	4	AINGE, Austin vs Stanford (11-23-04)
	4	HALL, Mike vs North Carolina (11-22-04)
	4	MEADS, Garner vs North Carolina (11-22-04)
	4	AINGE, Austin vs North Carolina (11-22-04)
FOULS.....	4	JENSEN, Jared vs Chaminade (11-24-04)