





Cougar Volleyball

THIS WEEK'S ACTION:

No. 20 **BYU at Colorado State** • Moby Arena • Oct. 7, 2005
No. 20 **BYU at Wyoming** • UniWyo Sports Complex • Oct. 8, 2005
Live Stats • <http://www.byucougars.com/Schedule.jsp?SP=202&YR=2005>



at COLORADO ST.
(9-3, 3-0 MWC)
Friday, Oct. 7, 7 p.m.



at WYOMING
(5-7, 0-3 MWC)
Saturday, Oct. 8, 7 p.m.

No. 16 Cougars Hit the Road

PROVO, Utah (Oct. 4, 2005) – The No. 16 Cougars will hit the road this week to take on two more Mountain West Conference opponents as they matchup with Colorado State on Friday night in Colorado Springs and Wyoming on Saturday night in Laramie. With an undefeated 11-0 record on the line, BYU is looking to extend its winning streak and move to 6-0 in MWC play.

“This is a very important weekend for our volleyball program,” said BYU head coach Jason Watson. “Colorado State and Wyoming are talented teams and both compete at a high level. The challenge this week is to go on the road and build upon what we did last week at home.”

A perennial MWC favorite, the Rams are 9-3 overall this year with a 3-0 mark in league play. They lead the league in almost every statistical category, including assists, kills, and blocks, and are also nationally ranked in all three categories, coming in fifth in with 3.65 blocks per game, eighth with 15.44 assists per game and 14th with 16.53 kills per game. CSU is led by senior middle blocker Dre Downs, who leads the league and is 10th in the nation averaging 1.65 blocks per game.

Wyoming is off to a 5-7 start in 2005 with an 0-3 conference mar, having just lost a five-game nail-biter to the Rams. The Cowgirls are second in the league in both aces (2.09) and digs (14.53) and are led by sophomore outside hitter Rachel Smith, who averages 3.40 kills per game.

BYU is 44-18-1 all-time against the Rams but has one just two of the last ten matches, including a loss in the semifinals of last year's conference tournament. The Cougars own a 55-4 all-time advantage over the Cowgirls after splitting last season's series.

The Cougars are coming off an emotional high last week after scoring a victory over in-state rival Utah last Wednesday. The fifth-largest crowd to ever watch a women's volleyball match in the Smith Fieldhouse had plenty to cheer about No. 16 BYU downed Utah 24-30, 30-26, 30-24, and 30-25 on Elaine Michaelis Court. With the win, BYU put an end to Utah's 10-match winning streak against the Cougars dating back to 2001. The Cougars also swept MWC-newcomer TCU on Friday night, improving to 11-0 on the season

QUICK REFERENCE

BYU 2005 Record: 11-0
BYU MWC Record: 4-0
Current AVCA Ranking: No. 16

2005 SCHEDULE/RESULTS

Date	Opponent	Place	Time/Score
Aug. 27	@ Nevada	Reno, NV	W (24-30, 30-20, 30-26, 23-30, 15-10)
Sept. 1-2	UVSC/BYU Invitational	PROVO, UT	
Sept. 1	Montana State		W (30-21, 30-20, 30-28)
Sept. 2	Kansas		W (30-27, 28-30, 30-22, 30-28)
Sept. 7	@ Idaho State	Pocatello, ID	W (30-25, 30-26, 30-24)
Sept. 10	Utah State	PROVO, UT	W (24-30, 30-24, 30-26, 30-14)
Sept. 16-17	Ohio State Tournament	Columbus, OH	
Sept. 16	Duke		W (30-24, 30-24, 19-30, 24-30, 15-10)
Sept. 17	No. 14 Ohio State		W (19-30, 30-32, 30-24, 31-29, 15-10)
Sept. 23*	@ New Mexico	Albuq, NM	W (30-18, 27-30, 30-20, 27-30, 15-7)
Sept. 24*	@ Air Force	Colo. Sp. CO	W (27-30, 30-24, 23-30, 30-18, 15-11)
Sept 28*	Utah	PROVO, UT	W (24-30, 30-26, 30-24, 30-25)
Oct. 1*	TCU	PROVO, UT	W (30-13, 30-24, 30-27)
Oct. 7*	@ Colorado State	Fort Collins, CO	7 p.m.
Oct. 8*	@ Wyoming	Laramie, WY	7 p.m.
Oct. 14*	Air Force	PROVO, UT	7 p.m.
Oct. 15*	New Mexico	PROVO, UT	7 p.m.
Oct. 18	Utah Valley State College	PROVO, UT	7 p.m.
Oct. 21*	UNLV	PROVO, UT	7 p.m. (BYUTV)
Oct. 22*	San Diego State	PROVO, UT	7 p.m. (CSTV)
Oct. 25	@ Weber State	Ogden, UT	7 p.m.
Oct. 28*	@ TCU	Fort Worth, TX	7 p.m.
Nov. 4*	@Utah	Salt Lake City, UT	7 p.m.
Nov. 11*	Colorado State	PROVO, UT	7 p.m. (BYUTV)
Nov. 12*	Wyoming	PROVO, UT	7 p.m.
Nov. 18*	@ San Diego State	San Diego, CA	7 p.m.
Nov. 19*	@ UNLV	Las Vegas, NV	7 p.m.
Nov. 24-26*		MWC Tournament	Las Vegas, NV
TBA			
Dec. 2-5	NCAA 1st/2nd Rounds	TBA	TBA
Dec. 9-12	NCAA Regionals	TBA	TBA
Dec. 16-18	NCAA Final Four	Long Beach, CA	TBA

* denotes Mountain West Conference matches.

** all times listed are for local site.

2005 NUMERICAL ROSTER

No.	Name	Pos.	Ht.	Cl.	Exp.	Hometown
1	Chelsea Goodman	OH	5-11	SO	1L	Mesa, Ariz. (Mountain View HS)
2	Janvier Beaumont	L	5-7	FR	HS	Rancho Sante Fe, Calif. (Torrey Pines HS)
3	Lindsey Evans	L	5-9	SO	1L	West Linn, Ore. (West Linn HS)
4	Ashton Hansen	MB	6-4	FR	HS	Idaho Falls, Idaho (Idaho Falls HS)
5	Lauren Richards Evans	S	6-0	SR	3L	Orem, Utah (Timpanogos HS)
6	Tessa Stimpson	DS	5-8	FR	RS	Tupelo, Miss. (Tupelo HS)
7	Kimberly Wilson	OH	6-0	SR	3L	Provo, Utah (Provo HS)
8	Marisa Vandersteen	MB	6-1	FR	HS	Sandy, Utah (Brighton HS)
9	Lexi Brown Patterson	RS	6-1	SR	3L	Sandy, Utah (Jordan HS)
10	Erica Lott	OH	6-2	SO	1L	Orem, Utah (Mountain View HS)
11	Annie Kemp	DS	5-8	SO	1L	Pocatello, Idaho (Century HS)
12	Catherine Parker	MB	6-2	SO	1L	Palos Verdes, Calif. (Palos Verdes Peninsula HS)
13	Bryn Porter	OH	5-10	FR	RS	Camarillo, Calif. (Thousand Oaks HS)
14	Lindsay Hartsock	MB	6-4	JR	2L	Inkom, Idaho (Century HS)
15	Amy Schlauder	S	6-1	FR	RS	Las Vegas, Nev. (Durango HS)
16	Stephanie Lau	DS	5-10	FR	HS	Edmonds, Wash. (Kamiak HS)
20	Jenna Judkins	S	5-10	SO	1L	Salt Lake City, Utah (Skyline HS)
44	Rachel Dyer	MB	6-1	FR	RS	Encinitas, Calif. (La Costa Canyon HS)

2005 ALPHABETIC ROSTER

Name	No.	Pos.
Janvier Beaumont	2	L
Rachel Dyer	44	MB
Lindsey Evans	3	L
Lauren Richards Evans	5	S
Chelsea Goodman	1	OH
Ashton Hansen	4	MB
Lindsay Hartsock	14	MB
Jenna Judkins	20	S
Annie Kemp	11	DS
Stephanie Lau	16	DS
Erica Lott	10	OH
Catherine Parker	12	MB
Lexi Brown Patterson	9	MB
Bryn Porter	13	OH
Amy Schlauder	15	S
Tessa Stimpson	6	DS
Marisa Vandersteen	8	MB
Kimberly Wilson	7	OH

Head Coach: Jason Watson (BYU 1995) – First Season
 Assistant Coaches: Brent Aldridge (University of South Dakota 1992)
 Brooke Huebner (San Jose State 1998)
 Trainer: Gaye Merrill

ROSTER BREAKDOWN

Returning Starters (6)

Name	Pos.	Ht.	Cl.	Pct.	KPG	DPG	BPG
Lindsey Evans	L	5-9	SO	.333	0.03	2.61	0.00
Lauren Richards Evans	S	6-0	SR	.222	1.28	2.08	0.96
Lindsay Hartsock	MB	6-4	JR	.380	2.50	0.52	1.86
Erica Lott	OH	6-2	SO	.267	3.40	0.77	0.62
Lexi Brown Patterson	RS	6-1	SR	.344	2.85	0.75	1.01
Kimberly Wilson	OH	6-0	SR	.244	3.15	2.04	0.50

Starters Lost (2)

Lindsey Metcalf	RS	6-0	SR	.282	1.59	2.51	1.03
April Varner	OH	6-0	SR	.239	2.21	2.60	0.29

Returning Letterwinners (10)

Name	Pos.	Ht.	Cl.	Pct.	KPG	DPG	BPG
Lindsey Evans	L	5-9	SO	.333	0.03	2.61	0.00
Lauren Richards Evans	S	6-0	SR	.222	1.28	2.08	0.96
Chelsea Goodman	OH	5-11	SO	.170	1.04	1.67	0.19
Lindsay Hartsock	MB	6-4	JR	.380	2.50	0.52	1.86
Jenna Judkins	S	5-10	SO	.000	0.00	0.25	0.00
Annie Kemp	DS	5-8	SO	.000	0.00	1.14	0.00
Erica Lott	OH	6-2	SO	.267	3.40	0.77	0.62
Catherine Parker	MB	6-2	SO	.175	1.32	0.32	0.95
Lexi Brown Patterson	RS	6-1	SR	.344	2.85	0.75	1.01
Kimberly Wilson	OH	6-0	SR	.244	3.15	2.04	0.50

Letterwinners Lost (4)

Mandi Kiholm	RS	6-1	SR	.114	0.80	0.05	0.70
Lindsey Metcalf	RS	6-0	SR	.282	1.59	2.51	1.03
Stacie Powell	DS	5-6	SO	-.250	0.03	2.18	0.00
April Varner	OH	6-0	SR	.239	2.21	2.60	0.29

Returning Redshirts (4)

Name	Pos.	Ht.	Cl.	Exp.
Rachel Dyer	MB	6-1	FR	RS
Bryn Porter	OH	5-10	FR	RS
Amy Schlauder	S	6-1	FR	RS
Tessa Stimpson	DS	5-8	FR	RS

Newcomers (4)

Name	Pos.	Ht.	Cl.	Exp.
Janvier Beaumont	L	5-7	FR	HS
Ashton Hansen	MB	6-4	FR	HS
Stephanie Lau	DS	5-10	FR	HS
Marisa Vandersteen	MB	6-1	FR	HS

Class Breakdown

Senior (3)	Freshman (8)
Lauren Richards Evans	Rachel Dyer
Lexi Brown Patterson	Bryn Porter
Kim Wilson	Amy Schlauder
	Tessa Stimpson
Junior (1)	*Janvier Beaumont
Lindsay Hartsock	*Ashton Hansen
	*Stephanie Lau
Sophomore (6)	*Marisa Vandersteen
Lindsey Evans	
Chelsea Goodman	* 2005 Newcomer
Jenna Judkins	
Annie Kemp	
Erica Lott	
Catherine Parker	



BYU All-time vs. Colorado St. (Matches listed since 1986)

Record: 44-18-1, H: 22-7, A: 17-11, N: 5-0-1

11/19/04	MWC Tour.	A	L	1-3 (30-19, 22-30, 17-30, 25-30)
11/12/04	MWC	H	L	2-3 (30-18, 25-30, 34-36, 30-25, 15-17)
10/16/04	MWC	A	L	0-3 (21-30, 24-30, 17-30)
10/25/03	MWC	A	L	0-3 (19-30, 20-30, 29-31)
09/26/03	MWC	H	L	0-3 (20-30, 20-30, 26-30)
10/18/02	MWC	A	W	3-2 (19-30, 30-25, 30-27, 24-30, 15-12)
11/16/02	MWC	H	L	0-3 (26-30, 28-30, 19-30)
11/22/02	MWC Tour.	A	W	3-2 (30-23, 26-30, 29-31, 30-19, 15-11)
11/02/01	MWC	H	L	0-3 (24-30, 28-30, 27-30)
10/06/01	MWC	A	L	0-3 (18-30, 24-30, 15-30)
11/18/00	MWC Tour.	A	W	3-2 (15-11, 8-15, 15-7, 9-15, 15-8)
10/28/00	MWC	H	W	3-0 (15-1, 15-4, 15-11)
09/29/00	MWC	A	L	0-3 (12-15, 6-15, 11-15)
11/27/99	MWC Tour.	H	L	0-3 (8-15, 8-15, 12-15)
11/20/99	MWC	H	W	3-1 (15-8, 15-8, 8-15, 15-11)
10/22/99	MWC	A	L	0-3 (8-15, 13-15, 6-15)
11/01/97	WAC	A	L	1-3 (8-15, 15-3, 11-15, 6-15)
10/02/97	WAC	H	W	3-0 (15-4, 15-10, 15-8)
11/27/96	WAC Tour.	N	W	3-1 (11-15, 15-9, 15-3, 15-11)
11/04/95	WAC	A	W	3-1 (14-16, 15-3, 15-2, 15-5)
09/29/95	WAC	H	W	3-0 (15-13, 15-2, 15-3)
11/04/94	WAC	A	W	3-1 (9-15, 15-10, 15-11, 15-12)
10/01/94	WAC	H	W	3-1 (15-5, 15-9, 11-15, 16-14)
10/29/93	WAC	H	W	3-0 (15-6, 15-9, 15-3)
09/25/93	WAC	A	W	3-1 (9-15, 15-6, 15-10, 15-11)
11/21/92	WAC	H	W	3-1 (15-7, 15-12, 12-15, 15-7)
10/22/92	WAC	A	W	3-1 (15-5, 15-0, 14-16, 15-7)
11/16/91	WAC	A	W	3-1 (16-14, 15-13, 11-15, 15-8)
10/18/91	WAC	H	W	3-0 (15-13, 15-13, 15-4)
11/09/90	WAC	A	W	3-2 (15-10, 11-15, 15-10, 13-15, 15-11)
10/06/90	WAC	H	W	3-0 (15-3, 15-13, 15-13)
11/18/89	HCAC	A	W	3-2 (15-10, 11-15, 4-15, 15-13, 15-13)
10/21/89	HCAC	H	W	3-1 (11-15, 15-10, 15-8, 15-12)
11/17/88	HCAC	H	W	3-1 (15-8, 16-18, 15-12, 15-8)
10/14/88	HCAC	A	W	3-0 (15-6, 15-10, 15-6)
10/31/87	HCAC	A	L	1-3 (12-15, 10-15, 15-13, 6-15)
10/16/87	HCAC	H	W	3-0 (15-6, 16-14, 15-5)
11/15/86	HCAC	A	W	3-2 (15-2, 15-17, 15-4, 3-15)

GENERAL INFO

Location: Fort Collins, Colorado
 Enrollment: 25,382
 Nickname: Rams
 Colors: Green and Gold
 Facility: Moby Arena (8,745)
 Conference: Mountain West

VOLLEYBALL INFO

Series record: BYU leads, 44-18-1
 Last Meeting: 2004
 Result: CSU (1-3)
 Head Coach: Tom Hilbert (Oklahoma '84)
 Assistant Coaches: Karrie Larsen, Jesse Mahoney
 Overall Record (Years): 394-117 (17)
 Record at School (Years): 220-45 (9)
 2004 Overall Record: 26-4
 2004 Conference Record: 13-1 (T-1st)
 2004 Final Ranking/Postseason Finish: No. 19 / NCAA First Round

PLAYER INFO

Starters Returning/Lost: 3/4
 Letterwinners returning/Lost: 5/7
 Top Returners:

Tess Rogers, 5-11, Sr, OH (3.95 kpg)
 Dre Downs, 6-3, Sr, RS/MB, (2.90 kpg, .323 hitting percentage)
 Casey Bauer, 6-0, Sr, OH (2.60 kpg)

Top Newcomers:

Mekana Barnes, 6-0, Fr, MB
 Tessa Nelson, 6-2, Fr, MB
 Jamie Strauss, 6-1, Fr, OH



Coach Tom Hilbert



Dre Downs

2005 Colorado State Women's Volleyball Roster

#	PLAYER	HT	POS	YR	HOMETOWN (PREVIOUS SCHOOL)
1	Jaime Strauss	6-1	OH	Fr	Fort Collins, Colo. (Windsor)
2	Ashley Fornstrom	5-9	S	Fr	Cheyenne, Wyo. (Cheyenne Central)
3	Mekana Barnes	6-0	MB	Fr	Highlands Ranch, Colo. (ThunderRidge)
4	Tess Rogers	5-11	OH	Sr	Merino, Colo. (HS)
5	Lindsey Hillegass	5-5	L/DS	Jr	Conifer, Colo. (UCCS)
7	Tonya Mokolki	5-11	RS/MB	So	Weyburn, Saskatchewan (Comprehensive)
8	Casey Bauer	6-0	OH	Sr	Cortez, Colo. (Montezuma Cortez)
9	Katherine Whitney	5-9	S	Jr	Boulder, Colo. (Seton Hall)
10	Amanda Fahnstock	6-0	OH/MB	So	Eagle, Idaho (Utah State)
11	Tessa Nelson	6-2	MB	Fr	Balaton, Minn. (Tracy-Milroy-Balaton)
13	Kelsey Hoff	5-6	L	Fr	Keenesburg, Colo. (Weld Central)
15	Brittany Fornstrom	5-7	DS	Jr	Cheyenne, Wyo. (Western Nebraska)
17	Dre Downs	6-3	RS/MB	Sr	Clinton, Utah (Northridge)

Head Coach: Tom Hilbert (Oklahoma '84/Ninth Year)

Assistant Coaches: Karrie Larsen (Colorado '97/6th Year); Jesse Mahoney (Colorado '95/1st Year)

SPORTS INFORMATION

Volleyball Contact: Heather Kennedy
 Phone: (970) 491-5705
 Mobile: (970) 217-3453
 Fax: (970) 491-1348
 Courtside Phone: (970) 491-3981
 E-mail: hkennedy@lamar.colostate.edu
 Website: www.csurams.com



BYU All-time vs. Wyoming (Matches Listed since 1987)

Record: 55-4, H: 28-1, A: 21-3, N/NR: 6-0

Date	Opponent	Home	Away	Score
11/13/04	MWC	H	W	3-0 (30-18, 30-20, 30-23)
10/15/04	MWC	A	L	1-3 (30-27, 28-30, 29-31, 27-30)
10/24/03	MWC	A	W	3-1 (26-30, 30-28, 30-25, 30-17)
09/27/03	MWC	H	W	3-0 (30-23, 30-25, 30-25)
10/19/02	MWC	A	W	3-2 (33-31, 16-30, 30-23, 29-31, 15-11)
11/15/02	MWC	H	W	3-2 (30-25, 30-14, 28-30, 28-30, 15-12)
11/15/01	MWC Tour.	H	W	3-0 (30-14, 30-16, 30-23)
11/03/01	MWC	H	W	3-0 (30-16, 30-20, 30-27)
10/05/01	MWC	A	W	3-0 (30-24, 30-27, 30-24)
11/16/00	MWC Tour.	N	W	3-1 (15-6, 15-6, 7-15, 15-5)
10/27/00	MWC	A	W	3-1 (13-15, 15-1, 15-5, 15-11)
09/30/00	MWC	H	W	3-0 (15-8, 15-12, 15-3)
11/24/99	MWC Tour.	H	W	3-0 (15-1, 15-1, 15-11)
11/19/99	MWC	H	W	3-0 (15-2, 15-5, 15-2)
10/23/99	MWC	A	W	3-0 (15-8, 15-7, 15-11)
11/25/98	WAC Tour.	N	W	3-0 (15-13, 15-5, 15-3)
09/26/98	Dual	H	W	3-0 (15-4, 15-7, 15-6)
10/31/97	WAC	A	W	3-0 (15-10, 15-2, 15-4)
10/04/97	WAC	H	W	3-1 (15-7, 15-6, 10-15, 15-6)
11/03/95	WAC	A	W	3-2 (15-9, 15-10, 13-15, 9-15, 16-14)
09/30/95	WAC	H	W	3-0 (15-6, 15-6, 15-9)
11/05/94	WAC	A	W	3-2 (3-15, 6-15, 15-4, 15-13, 18-16)
09/30/94	WAC	H	W	3-2 (10-15, 15-6, 10-15, 16-14, 15-13)
10/30/93	WAC	H	W	3-0 (15-1, 15-8, 15-6)
09/24/93	WAC	A	W	3-2 (15-13, 8-15, 15-5, 11-15, 15-6)
11/20/92	WAC	H	W	3-0 (15-2, 15-4, 15-4)
10/24/92	WAC	A	W	3-0 (15-6, 15-9, 15-9)
11/15/91	WAC	A	W	3-0 (15-6, 17-15, 15-4)
10/19/91	WAC	H	W	3-2 (15-1, 13-15, 11-15, 15-9, 18-16)
11/10/90	WAC	A	W	3-2 (6-15, 13-15, 15-13, 15-4, 15-12)
10/05/90	WAC	H	W	3-1 (15-7, 9-15, 15-4, 15-3)
11/17/89	HCAC	A	L	1-3 (8-15, 7-15, 15-12, 11-15)
10/19/89	HCAC	H	W	3-0 (15-4, 15-13, 16-14)
11/18/88	HCAC	H	W	3-1 (15-3, 15-9, 11-15, 15-11)
10/15/88	HCAC	A	W	3-0 (15-11, 15-10, 15-9)
10/30/87	HCAC	A	W	3-0 (15-11, 17-15, 15-11)

GENERAL INFO

Location: Laramie, Wyoming
 Enrollment: 13,207
 Nickname: Cowgirls
 Colors: Brown and Gold
 Facility: UniWyo Sports Complex (1,200)
 Conference: Mountain West

VOLLEYBALL INFO

Series record: BYU leads, 55-4
 Last Meeting: 2004
 Result: BYU (3-0)
 Head Coach: Pat Stangle (Hardin-Simmons '88)
 Assistant Coaches: Alan Edwards, Michelle Patton
 Overall Record (Years): 13-14 (1)
 Record at School (Years): 13-14 (1)
 2004 Overall Record: 13-14
 2004 Conference Record: 6-8 (5th)
 2004 Final Ranking/Postseason Finish: N/A

PLAYER INFO

Starters Returning/Lost: 3/3
 Letterwinners returning/Lost: 7/7
 Top Returners:

Rachel Smith, 5-11, So, OH (3.35 kpg, 2.18 dpg)
 Lauren Scott, 6-1, So, MB (2.49 kpg, .295 hitting %)

Top Newcomers:

Jessie Carlson, 6-2, Fr, MB
 Kara Irish, 5-10, Jr, OH/MB



Coach Pat Stangle



Rachel Smith

2005 Wyoming Women's Volleyball Roster

#	Name	Pos.	Ht.	Cl.	Hometown (Previous School)
1	Kelsey Loop	OH	6-0	Fr.	Valley Center, Kansas (Circle HS)
2	Michelle Weydert	LIB	5-7	So.	Tacoma, Wash. (Washington HS)
3	Jamie Schilling	S	5-4	Jr.	Casper, Wyo. (Casper College)
4	Emily Veenker	OH	5-10	So.	Auburn, Wash. (Auburn HS)
5	Andrea Seele	MB	5-11	Jr.	Johnstown, Colo. (Roosevelt HS)
6	Jessie Carlson	MB	6-2	Fr.	Cheyenne, Wyo. (Cheyenne East HS)
7	Rachel Smith	OH	5-11	So.	Thousand Oaks, Calif. (Westlake HS)
9	Tasha Weishahn	S	5-8	Fr.	Beatrice, Neb. (Beatrice HS)
10	Angie Hellbaum	OH	5-10	So.	Wheatland, Wyo. (Wheatland HS)
11	Carissa Lee	LIB	5-5	Fr.	Eugene, Ore. (Churchill HS)
12	Kara Wagner	OH/MB	5-10	Jr.	Washington, Illinois (Illinois Central College)
15	Lauren Scott	MB	6-1	So.	Lone Tree, Colo. (Highlands Ranch HS)
16	Samantha Eley	LIB	5-8	Fr.	Lincoln, Neb. (Lincoln Southwest HS)
17	Kaylan McGary	MB	6-1	Jr.	Laramie, Wyo. (Laramie HS)

Head Coach: Pat Stangle (Hardin-Simmons, '88), Second Year
 Assistant Coaches: Michelle Patton (Washington, '99), Second Year
 Teron Uy (Santa Clara, '91), First Year

SPORTS INFORMATION

Volleyball Contact: Amy Dambro
 Phone: (307) 766-2256 or 2269
 Home: (307) 742-1960
 Fax: (307) 766-2346
 Courtside Phone: (307) 766-2222
 E-mail: montross@uwyo.edu
 Website: www.wyomingathletics.com

2005 QUICK FACTS**UNIVERSITY INFORMATION**

LocationProvo, Utah 84602
 Elevation4,553 feet
 Enrollment33,278 (Daytime)
 FoundedOctober 15, 1875
 Owned ..Church of Jesus Christ of Latter-day Saints
 NicknameCougars
 MascotCosmo
 ColorsDark blue, white and tan
 ConferenceMountain West
 ArenaSmith Fieldhouse (5,000) wood floor
 BYU President ..Cecil O. Samuelson (Utah, 1970)
 Athletics DirectorTom Holmoe (BYU, 1982)

VOLLEYBALL INFORMATION

Head Coach Jason Watson (BYU, 1995)
 Office Phone801-422-3387
 Assistant Coaches
Brent Aldridge (South Dakota, 1992)
Brooke Huebner (San Jose State, 1998)
 Watson Record at BYU:11-0 (1.000)/1st year
 Watson Career Recordsame
 BYU's All-Time Record:954-264-5 (.782)
 2005 Record11-0
 2005 MWC Record0-0
 2005 RankingNo. 16
 Starters Returning/Lost6/2
 Letterwinners Returning/Lost10/4
 Newcomers4

ATHLETIC COMMUNICATIONS

Primary Volleyball ContactJen Connery
 Phone801-422-8999
 E-mailwvolleyball_sid@byu.edu
 Secondary Volleyball ContactBrett Pyne
 Phone801-422-4912
 E-mailbrett_pyne@byu.edu
 Fax801-422-0633
 Homepagewww.byucougars.com
 Pressrow Phone801-422-0358
 Mailing Address
 BYU Athletic Communications
 30 Smith Fieldhouse
 Provo, Utah 84602

Weekly Notes:**Week #6 In Review: Cougars Triumph Over Utah, TCU**

The fifth-largest crowd to ever watch a women's volleyball match in the Smith Fieldhouse had plenty to cheer about Wednesday as No. 16 BYU downed in-state rival Utah 24-30, 30-26, 30-24, and 30-25 on Elaine Michaelis Court. With the win, BYU put an end to Utah's 10-match winning streak against the Cougars dating back to 2001. The Cougars also swept MWC-newcomer TCU on Friday night, improving to 11-0 on the season

"This team has a lot of heart and determination," said Lauren Richards Evans, who recorded her fourth double-double of the year with 52 assists and 10 digs while adding a match-high three service aces. Chelsea Goodman put down a match-best 17 kills while adding a career-high 15 digs for her third-straight double-double outing. Lindsay Hartsock had her best night of the season against TCU, hitting .800.

Off and Running

With a 11-0 record to start the 2005 regular season, the Cougars are off to their best start since 1987, when they started 13-0 and finished with a 34-5 record after advancing to the NCAA Regional Finals.

BYU In the Polls

After a three-year absence, the BYU women's volleyball team is back in the national rankings, coming in at the No. 16 spot with 525 votes in this week's CSTV/AVCA Division I Coaches Top 25 Poll, their highest ranking since Nov. 5, 2001. Listed No. 36 to start the year, BYU has moved up in the polls with each successive win, including victories over then-No. 35 Nevada, then-No. 34 Kansas and then-No. 14 Ohio State. While the Cougars have not been ranked since the 2002 preseason poll, in which BYU was No. 23, they are certainly not strangers to the national spotlight in the 36-year recorded history of the program. Since 1982, when weekly polls were first conducted, BYU has been ranked in every season except the last three, finishing No. 1 in 1986.

Among NCAA Division I programs, the Cougars are 10th all-time in total number of weeks ranked (252) and 11th for weeks ranked No. 1 (4) and weeks ranked in the top 10 (122). BYU has traditionally finished strong, coming in ninth all-time in weeks ranked in the final poll (19), sixth in weeks ranked No. 1 in the final poll (1) and 10th in weeks ranked in the top 5 to end the year (3).

When the Going Gets Tough . . .

With a flare for the dramatic, Cougars have proved this season that when the going gets tough, they get going. Five of BYU's 11 matches this season have been five-game matches, but the Cougars have emerged unscathed, going 5-0 in those matches and winning by an average of 15-10 in game five.

Hartsock Rules the MWC

BYU's Lindsay Hartsock received her second MWC Player of the Week award of the season for her play at the Buckeye Classic. In a five-game win vs. Duke, she tallied 12 kills, three digs and two total blocks, while hitting .310. Against 14th-ranked Ohio State, Hartsock tied her career-high with 20 kills as part of her .500 hitting efficiency. She also turned in three digs, three blocks and an assist as BYU defeated its highest ranked opponent since Sept. 13, 2003 (8th-ranked Penn State).

Hartsock also received recognition for her play during the BYU/UVSC Challenge during the first week of September. She started the week with nine kills, six digs and three total blocks in a sweep of Montana State. In a four-game win over Kansas, Hartsock tallied a career-high 20 kills, and collected match-highs in hitting efficiency (.633) and service aces (five). In game four vs. the Jayhawks, she scored four of BYU's last six points of the contest to solidify the victory. She also had three digs and an assist.

Goodman Gets Going

BYU outside hitter Chelsea Goodman earned Mountain West Conference Volleyball Player of the Week for the week ending Sept. 12, marking her first career award. Goodman, a 5-11 sophomore from Mesa, Ariz., helped the Cougars to victories over Idaho State and Utah State. Against the Bengals, she recorded a career high 16 kills and 10 digs on the way to her first double-double of the season. Goodman followed with another career-high kill total (20) vs. Utah State, tallying a season-best hitting efficiency of .438 (20-6-32) in the process. She also had nine digs, three total blocks, an assist and two service aces vs. the Aggies, including the match clincher in game four.

AVCA/CSTV Top 25 Coaches Poll: Oct. 3, 2005

Rk.	School	Votes	Rec.	Prev.
1	Nebraska (58)	1,498	13-0	1
2	Washington (2)	1,434	12-0	2
3	Stanford	1,385	15-1	3
4	Penn State	1,318	13-2	4
5	Florida	1,183	14-1	5
6	Louisville	1,165	14-0	6
7	Missouri	1,157	12-0	7
8	Wisconsin	1,104	12-1	8
9	Minnesota	1,051	13-2	9
10	Notre Dame	959	11-1	10
11	Hawai'i	829	9-6	11
12	Arizona	761	11-2	13
13	California	754	11-2	14
14	Santa Clara	689	13-1	15
15	San Diego	632	11-2	12
16	Brigham Young	525	11-0	20
17	Southern California	498	5-6	19
18	Ohio State	484	9-4	18
19	Texas	437	9-2	22
20	Kansas State	403	12-3	16
21	UCLA	342	7-5	17
22	Purdue	300	12-3	21
23	Texas A&M	136	7-6	23
24	Ohio	116	14-2	NR
25	Maryland	85	14-0	NR

Others receiving points and listed on two or more ballots: Saint Mary's (Calif.) 58, LSU 57, Long Beach State 44, Pepperdine 27, UC Santa Barbara 16, Loyola Marymount 13, Kansas 12, Tennessee 10, Western Kentucky 5.

Four teams mentioned on only one ballot for a total of 13 combined points.

Dropped Out: LSU (24), Long Beach State (25)

BYU in National Rankings

Team

T-1st - Match Win/Loss Percentage (1.000)
- one of seven teams

16th - Hitting Percentage (.280)

Individual

Lindsay Hartsock - 3rd - Hitting % (.471)
Lauren Richards Evans - 30th - Asst. (12.73)

2005 Honors

MWC Player of the Week

Lindsay Hartsock (twice)
Chelsea Goodman

Buckeye Classic All-Tournament

Lindsay Hartsock - MVP
Erica Lott
Lindsey Evans

Home Sweet Home

BYU is once again off to a great start at home in 2005 as the Cougars are 5-0 on Elaine Michaelis Court. BYU fans are also showing their support as an average 1,970 true blue Cougars have turned out to cheer BYU to victory, which currently ranks 12th in the nation. The fifth-largest women's volleyball crowd in Smith Fieldhouse attended the Utah match, totaling 3,012.

Making Connections

Two Cougars tied the knot during the offseason but didn't stray far from the court in choosing their spouses. Senior setter Lauren Richards Evans and senior middle blocker Lexi Brown Patterson both married players on the BYU men's volleyball team. Richards Evans said "I do" to outside hitter Taylor Evans, who set a BYU rally-scoring record last season with seven aces against USC. Brown Patterson wed opposite hitter Casey Patterson, who was named to two all-tournament teams last season.

All In The Family

Richards Evans and Brown Patterson also have another BYU volleyball connection. Both ladies are the daughters of former Cougar volleyball stars. Lori Doerr Richards played for BYU in 1976 and 1977 while the late Antoinette Brown played with former head coach Elaine Michaelis in the 1960's.

Smith Fieldhouse Floor Renamed Elaine Michaelis Court

The Smith Fieldhouse floor was renamed last Saturday after legendary BYU head coach Elaine Michaelis. Michaelis, who coached the Cougars from 1961-2002, compiled an 886-225-5 (.792) record at BYU and retired ranked second all-time in Division I victories and as the overall leader among female coaches in collegiate volleyball at any level. Her teams never suffered a losing season and qualified for 30 of 33 national tournaments, including 20 of 21 NCAA tournaments. Only four Division I programs played in more NCAA tournaments than BYU during Michaelis' tenure.

Coaching Debut

BYU Head Coach Jason Watson made his head-coaching debut this season, earning his first career win at Nevada, and is currently undefeated at 11-0. Watson, a 1995 graduate of BYU, was hired in February as the Cougars' head coach after nine seasons as an assistant coach, including three with BYU. Watson is joined on the Cougar coaching staff by second-year assistant Brooke Huebner and first-year BYU assistant coach Brent Aldridge, who comes to the Cougars after three seasons at New Mexico.

2005 Redshirts

BYU Head Coach Jason Watson has announced that four Cougars will be redshirting during the 2005 season. BYU newcomers Marisa Vandersteen, Stephanie Lau and Ashton Hansen will be sitting out the year along with senior Kim Wilson, who is still recovering from off-season shoulder surgery.

Cougar Achievements

Double-Doubles:

Lauren Richards Evans (4)
@ Nevada (8/27) - 44 A and 14 D
@ Idaho State (9/7) - 46 A and 11 D
vs. Duke (9/16) - 60 A and 12 D
vs. Utah (9/28) - 52 A and 10 D

Chelsea Goodman (5)
@ Idaho State (9/7) - 16 K and 10 D
vs. Duke (9/16) - 19 K and 10 D
@ New Mexico (9/23) - 19 K and 10 D
@ Air Force (9/24) - 20 K and 12 D
vs. Utah (9/28) - 17 K and 15 D

Erica Lott (2)
vs. Kansas (9/2) - 16 K and 10 D
vs. Utah State (9/7) - 10 K and 11 D

20 Kills:

Chelsea Goodman (3)
vs. Utah State (9/10) - 20
@ Ohio State (9/17) - 21
@ Air Force (9/24) - 20

Lindsay Hartsock (3)
vs. Kansas (9/2) - 20
@ Ohio State (9/17) - 20
@ Air Force (9/24) - 21

Erica Lott (1)
vs. Duke (9/16) - 22

20 Digs:

Lindsey Evans (3)
vs. Duke (9/16) - 27
@ Ohio State (9/17) - 22
vs. Utah (9/28) - 20



www.TheMWC.com

MOUNTAIN WEST CONFERENCE

BYU is a member of the Mountain West Conference. The Cougars have a 61-23 regular season record in six years of MWC play after finishing third in 2004 with a 9-5 mark. The MWC will be expanding in 2005 to nine teams including newcomer TCU

BYU won the inaugural regular season title in 1999 with a 13-1 record and finished second in 2000 with a 12-2 mark. BYU appeared in the MWC Tournament title match in each of the first two seasons, winning the title over Colorado State in Fort Collins in 2000 after losing the 1999 title to the Rams in Provo. Utah won the 2001 and 2002 crowns, in Provo and Fort Collins, respectively while Colorado State captured the 2003 title in San Diego and the 2004 crown on its home court. Six of the eight MWC programs have competed in postseason action over the years. In 2004, two MWC teams earned NCAA bids, including Utah (at-large) and Colorado State (automatic). BYU was defeated by Colorado State in the semifinals of the 2004 MWC tournament.

Since the MWC was founded in 1999, BYU, Colorado State and Utah have represented the conference in the NCAA tournament each season. In 2004, Colorado State (19) represented the MWC in the top-25 poll while Utah was listed No. 29 with 24 votes. Overall, BYU has made 21 NCAA appearances, followed by Colorado State with 16, SDSU with 13, New Mexico and Utah with seven, and Wyoming with four.

BYU has a winning record over every MWC team with an overall conference winning percentage of .814. The 2004 MWC Tournament was held in Fort Collins, CO., Nov. 18-20, with Colorado State defeating Utah in the final.

BYU vs. MWC TEAMS (through 2004)

vs. Air Force	14-1-0 (.933)
vs. Colorado St.	44-18-1 (.695)
vs. New Mexico	56-7-0 (.889)
vs. San Diego State	30-15-0 (.667)
vs. TCU	4-0 (1.000)
vs. UNLV	15-2-0 (.882)
vs. Utah	61-17-0 (.782)
vs. Wyoming	55-4-0 (.932)
Overall vs. MWC	278-63-1 (.814)

2005 Mountain West Conference Standings

Team	Conference			Overall		
	W	L	Pct	W	L	Pct
BYU.....	4	0	1.000	11	0	1.000
Colorado State.....	3	0	1.000	9	3	.750
San Diego State....	3	1	.750	11	5	.688
UNLV.....	3	1	.750	7	8	.467
Utah.....	2	2	.500	10	5	.667
New Mexico.....	1	3	.250	9	5	.643
TCU.....	0	2	.000	10	6	.625
Wyoming.....	0	3	.000	5	7	.417
Air Force.....	0	4	.000	4	14	.222

This Week's MWC Play

- October 5 (Wednesday)
 - *AIR FORCE at NEW MEXICO, 7 p.m.
- October 7 (Friday)
 - *AIR FORCE at TCU, 7 p.m.
 - *BYU at COLORADO STATE, 7 p.m.
 - *SAN DIEGO STATE at UNLV, 7 p.m.
 - *UTAH at WYOMING, 7 p.m.
- October 8 (Saturday)
 - *BYU at WYOMING, 7 p.m.
 - *NEW MEXICO at TCU, 7 p.m.
- October 9 (Sunday)
 - *UTAH at COLORADO STATE, 7 p.m.

MWC Notes

MOUNTAIN WEST CONFERENCE PLAYERS OF THE WEEK:

- Aug. 30 - Aerial Salvo, Fr., OH, Utah
- Sept. 6 - Lindsay Hartsock, Jr., MB, BYU
- Sept. 12 - Chelsea Goodman, So., OH, BYU
- Sept. 19 - Lindsay Hartsock, Jr., MB, BYU
- Shelley Sommerfeldt, Sr., OH, Utah
- Sept. 26 - Casey Bauer, Sr., OH, Colorado St.
- Oct. 3 - Lauren Miramontes, So., MB, UNLV

Cougars Among MWC Leaders (Overall Play, 10/2)

Individual			Team		
Hitting Percentage			Hitting Percentage		
No. 1	Lindsay Hartsock	.471	No. 1		.280
No. 3	Rachel Dyer	.328	Assists		
Assists			No. 2		13.85
No. 1	Lauren Richards Evans	12.73	Blocks		
Kills			No. 5		2.35
No. 3	Chelsea Goodman	3.87	Kills		
No. 5	Erica Lott	3.73	No. 3		15.30
Aces			Service Aces		
No. 5	Lauren Richards Evans	0.47	No. 6		1.57
Blocks			Digs		
No. 9	Lauren Richards Evans	1.02	No. 8		12.96
Digs			Opponent Hitting Percentage		
No. 7	Lindsey Evans	3.09	No. 4		.171



Utah

(9-5, 1-2 MWC)
 Wednesday, Sept. 28
 BYU, 3-1

Cougars Triumph Over Utah

PROVO, Utah (Sept. 28, 2005) – The fifth-largest crowd to ever watch a women's volleyball match in the Smith Fieldhouse had plenty to cheer about Wednesday as No. 20 BYU downed in-state rival Utah 24-30, 30-26, 30-24, and 30-25 on Elaine Michaelis Court.

With the win, BYU improves to 10-0 on the season and puts an end to Utah's 10-match winning streak against the Cougars dating back to 2001. BYU now leads the overall series 62-17. The victory gives BYU a 3-0 record in Mountain West Conference play, while Utah falls to 9-5 overall and 1-2 in the MWC.

"This team has a lot of heart and determination," said Richards Evans, who recorded her fourth double-double of the year with 52 assists and 10 digs while adding a match-high three service aces.

Goodman put down a match-best 17 kills while adding a career-high 15 digs for her third-straight double-double outing. Lott contributed 16 kills and Hartssock 13 while libero Lindsey Evans had a match-high 20 digs.

"BYU played a nice match so I give them a ton of credit," Utah coach Beth Launiere said. "They stayed very composed after starting slow and got stronger as the match went on. They played solid all the way around."

Shelly Sommerfeldt led Utah with 16 kills while Lori Baird contributed 14 and Aerial Salvo added 12 in a losing cause.

BYU will host new MWC-member TCU (10-4, 0-0 MWC) Friday at 7 p.m. The Utes will face the Horned Frogs on Saturday.



TCU

(10-6, 0-2 MWC)
 Friday, Sept. 30
 BYU, 3-0

BYU Wins Big Against TCU

PROVO, Utah (Sept. 30, 2005) – The No. 20 Cougars closed out the month of September in style Friday night with a sweep of MWC-newcomer TCU in the Smith Fieldhouse to remain undefeated in 2005 with an 11-0 record. BYU cruised to victory over the 10-5 Horned Frogs by scores of 30-13, 30-24, 30-27.

"We were obviously concerned about a letdown after the emotional high of the Utah match on Wednesday," said BYU head coach Jason Watson. "But we stayed focused and set the tone early in game one. It was by far the best game one we've played all year. We were very efficient offensively, which put a lot of pressure on their defense."

Sophomore outside hitter Erica Lott led the Cougars with a game-high 13 kills, the only BYU player with double-digit putaways. Sophomore libero Lindsey Evans also made it into double figures with a team-leading 10 digs. Junior middle blocker Lindsay Hartssock hit a season-high .800 with eight kills, no errors and 10 attempts while leading BYU with four blocks. Cougars Catherine Parker, Bryn Porter and Amy Schlauder also saw in action in the match in addition to BYU's normal rotations.

Game one was all BYU as the Cougars cruised to their biggest game win of the 2005 season, 30-13. BYU scored seven straight points during one interval of the game while hitting .478 and holding TCU to -.043 hitting. However, the Horned Frogs gave the Cougars a run for their money to start game two, keeping the score close throughout the first half. But down one point at 16-17, a TCU hitting error sparked a 7-1 BYU run and gave the Cougars all the momentum they needed to finish out the game 30-24. Game three looked to be more of the same as the Cougars dominated throughout and ran up a 28-21 score. But TCU refused to go quietly, scoring six of the next seven points, which included fighting off two match points, before Lott gave BYU the victory with a thundering kill down the line.

Volleyball Box Score

Utah vs Brigham Young Univ. (Sep 28, 2005 at Provo, Utah)

##	Utah	GP	K	E	TA	PCT	A	SA	SE	RE	DIG	BS	BA	BE	BHE
4	SOMMERFELDT, Shelly	4	16	8	45	.178	0	1	0	13	1	1	0	0	0
5	BAIRD, Lori	4	14	5	26	.346	1	0	2	0	2	0	5	0	0
9	LEICHLITER, Danielle	4	8	5	23	.130	0	1	4	0	10	0	0	0	1
11	SALVO, Aerial	4	12	4	35	.229	4	0	3	0	15	0	7	1	0
12	KRUG, Shannon	4	0	4	8	-.500	4	0	2	0	7	0	1	1	0
15	TOONE, Emillie	3	5	1	9	.444	1	0	0	1	0	0	1	0	0
3	TINNEY, Amie	3	0	0	2	.000	0	0	0	0	0	0	3	0	0
8	LOVELL, Kathryn	3	5	1	12	.333	0	0	0	0	1	1	2	0	0
16	ROBISON, Kate	4	0	0	0	.000	0	5	4	7	0	0	0	0	0
17	WEBB, Whitney	1	0	1	1	-1.000	0	0	0	0	0	0	0	0	0
19	PORTER, Karlie	1	0	0	0	.000	7	0	0	0	0	0	0	0	0
Totals.....		4	60	29	161	.193	57	1	17	5	55	2	20	2	1

TEAM ATTACK PER GAME	Game	K	E	TA	Pct
	1	14	5	28	.321
	2	18	5	47	.277
	3	15	9	38	.158
	4	13	10	48	.062

TOTAL TEAM BLOCKS: 12.0

GAME SCORES	1	2	3	4	TEAM RECORDS
Utah	30	26	24	25	9-5, 1-2 MWC
Brigham Young Univ.	30	24	30	30	10-0, 3-0 MWC

##	Brigham Young Univ.	GP	K	E	TA	PCT	A	SA	SE	RE	DIG	BS	BA	BE	BHE
1	GOODMAN, Chelsea	4	17	10	43	.163	0	0	2	0	15	0	1	0	0
5	EVANS, Lauren	4	3	1	8	.250	52	3	3	0	10	1	4	0	2
9	PATTERSON, Lexi	4	6	1	16	.312	0	0	0	0	2	0	3	0	0
10	LOTT, Erica	4	16	5	38	.289	0	1	2	1	4	2	3	0	0
14	HARTSOCK, Lindsay	4	13	6	27	.259	2	0	3	0	1	0	6	0	0
44	DYER, Rachel	4	6	4	16	.125	0	0	1	0	1	0	5	0	0
2	BEAUMONT, Janvier	4	0	0	0	.000	2	1	2	0	3	0	0	0	0
3	EVANS, Lindsey	4	0	0	0	.000	0	0	0	0	20	0	0	0	0
11	KEMP, Annie	4	0	0	0	.000	0	0	2	0	3	0	0	0	0
Totals.....		4	61	27	148	.230	56	5	15	1	59	3	22	0	2

TEAM ATTACK PER GAME	Game	K	E	TA	Pct
	1	15	9	35	.171
	2	16	5	39	.282
	3	15	4	33	.333
	4	15	9	41	.146

TOTAL TEAM BLOCKS: 14.0

Volleyball Box Score

TCU Horned Frogs vs Brigham Young Univ. (Sep 30, 2005 at Smith Fieldhouse)

##	TCU Horned Frogs	GP	K	E	TA	PCT	A	SA	SE	RE	DIG	BS	BA	BE	BHE
1	WHITFIELD, Talaya	3	10	7	26	.115	2	1	5	2	6	0	1	0	0
7	HARMON, Hayley	3	3	0	8	.375	1	0	0	1	1	0	3	0	1
12	HAMPTON, Nirelle	3	4	1	9	.333	28	0	1	0	5	0	0	0	1
15	ESTEP, Erin	3	3	2	10	.100	0	0	1	0	1	0	2	0	0
23	VAUGHN, Anna	3	12	5	31	.226	0	1	2	0	4	0	3	0	0
33	SMITH, LeMeita	3	4	7	21	-.143	0	0	0	0	2	0	1	1	0
3	BARRY, Loren	3	0	1	3	-.333	1	0	4	1	10	0	0	0	0
4	CORLEY, Cali	3	0	0	0	.000	2	0	0	0	2	0	0	0	0
6	McHUGH, Gabi	1	0	1	1	-1.000	0	0	0	0	0	0	0	0	0
Totals.....		3	36	24	109	.110	34	2	13	4	31	0	10	2	3

TEAM ATTACK PER GAME	Game	K	E	TA	Pct
	1	6	7	23	-.043
	2	13	8	42	.119
	3	17	9	44	.182

TOTAL TEAM BLOCKS: 5.0

GAME SCORES	1	2	3	TEAM RECORDS
TCU Horned Frogs	13	24	27	11-0; 4-0 MWC
Brigham Young Univ.	30	30	30	10-5; 0-1 MWC

##	Brigham Young Univ.	GP	K	E	TA	PCT	A	SA	SE	RE	DIG	BS	BA	BE	BHE
1	GOODMAN, Chelsea	3	8	5	30	.100	2	0	2	2	7	0	1	0	0
5	EVANS, Lauren	2	0	0	0	.000	23	1	2	0	8	1	0	0	1
9	PATTERSON, Lexi	3	3	1	6	.333	0	0	0	0	1	0	2	0	0
10	LOTT, Erica	3	13	2	26	.423	0	1	3	0	4	0	2	0	0
14	HARTSOCK, Lindsay	3	8	0	10	.800	0	0	2	0	0	0	4	0	1
44	DYER, Rachel	3	8	3	14	.357	0	0	1	0	0	0	1	0	0
2	BEAUMONT, Janvier	3	0	0	0	.000	0	2	2	0	6	0	0	0	0
3	EVANS, Lindsey	3	0	0	0	.000	0	0	0	0	10	0	0	0	0
11	KEMP, Annie	1	0	0	0	.000	0	0	1	0	0	0	0	0	0
12	PARKER, Catherine	1	0	0	0	.000	0	0	0	0	0	0	0	0	0
13	PORTER, Bryn	1	2	0	2	1.000	0	0	0	0	0	0	0	0	1
15	SCHLAUDER, Amy	1	1	0	1	1.000	13	0	0	0	3	0	0	0	0
Totals.....		3	43	11	89	.360	38	4	13	2	39	1	10	1	2

TEAM ATTACK PER GAME	Game	K	E	TA	Pct
	1	13	2	23	.478
	2	14	4	32	.312
	3	16	5	34	.324

TOTAL TEAM BLOCKS: 6.0

Site: Smith Fieldhouse (Elaine Michaelis)

JASON WATSON

HEAD WOMEN'S VOLLEYBALL COACH

Jason Watson was named the head coach of BYU's women's volleyball program on Feb. 17, 2005 after serving for three years as an assistant with the program.



Watson has 11 years of collegiate coaching experience as an assistant at four universities, including two seasons with the BYU men's volleyball program and three with BYU's women's program. After an All-American playing career at BYU, Watson coached two seasons under former U.S. Olympic coach and two-time NCAA Coach of the Year Carl McGown with the Cougars' men's squad in 1995-96. He came back to BYU in 2002 as the assistant head coach of the women's team under Karen Lamb.

Prior to his recent return to BYU, Watson served as the associate head coach at Kansas State for two years where he helped guide the Wildcats to two consecutive NCAA Tournament berths and arguably their best season ever in 2000.

Before that, Watson spent two years at Arkansas State during which the Lady Indians won consecutive Sun Belt Conference titles. Watson began his women's volleyball coaching career with a two-year stint at Montana State, helping the Bobcats to their best record in almost 15 years.

Overall, Watson has assisted in taking teams to the NCAA Tournament in four of the last six seasons. In nine years coaching NCAA women's volleyball, Watson's teams have compiled a 185-97 (.656) record. Watson becomes only the fourth head coach in BYU women's volleyball history, joining JoAnne Calderwood (1956-61), Hall of Fame coach Elaine Michaelis (1962-2001) and Lamb (2002-04).

COACHING CAREER

In control of the Cougars' defense, Watson has quickly established BYU as a top defensive squad. The Cougars led the Mountain West Conference and were fifth and 13th in the nation in blocks per game in 2004 and 2003 respectively. BYU also led the MWC in digs in 2003 with 1,729, the most the Cougars have put up since 1997. BYU's Lindsay Hartsock was named the 2004 Blocker of the Year and finished second in the nation averaging 1.86 blocks per game in 2004 while libero Uila Crabbe set BYU and MWC single-season records in digs with 435 in 2003 under Watson's direction.

At Kansas State, Watson helped the Wildcats earn back-to-back top-three finishes in the Big 12 Conference and consecutive trips to the NCAA tournament while achieving a 42-17 (.712) overall record and 29-11 (.725) mark in the Big 12. Coaching the setters and coordinating the offense, Watson established a powerful attack that produced several team and individual records.

Also in 2001, with Watson serving as associate head coach, KSU broke the school record for conference wins with a 15-5 mark and swept the season series with a school-best six league opponents. Two players earned All-Big 12 honors and one honorable mention All-America recognition, as school records were broken for kills, total attacks and 20-kill matches. KSU also earned the right to host the NCAA first and second rounds for the first time since the field was expanded to 64 teams and for only the second time in the school's history. In 2000, Watson helped guide the Wildcats to arguably its best season in school history

while directing an offense that set the school record with 2,024 kills, and totaled 1,828 assists (No. 2 in school history at the time), 4,864 total attacks (No.3 in school history) and a .245 team hitting percentage (No. 4 in school history). Under Watson's tutelage, setter Disney Bronnenberg finished second nationally in assists, averaging 15.01 assists per game.

Prior to his time at KSU, Watson helped Arkansas State advance to the NCAA tournament in 1999 after winning consecutive Sun Belt Conference regular season titles in 1998 and 1999. He helped the Lady Indians post a 51-18 (.739) record and coached a number of all-league performers, including Sun Belt Freshman of the Year Jessica Barney, who led league in assists with 1,457 in 1999. Watson was responsible for the team's offensive schemes and setter training while coordinating the program's recruiting efforts. Watson spent two seasons as an assistant at Montana State, helping the Bobcats to a 35-24 (.593) record. In 1997, the Bobcats finished 19-12, the program's best mark since 1983. In 1996, the team went 16-12 and made its first-ever Big Sky Conference Tournament appearance.

PLAYING CAREER

As a player, Watson was a four-year starter and two-time captain from 1990-94 as the men's program grew from its infancy to a national power. After a 2-25 season in its second year as an NCAA sport, BYU achieved a 21-6 record and No. 2 national ranking in Watson's senior season in 1994. Watson is still BYU's

all-time assist leader with 4,649 and single-game assist record holder with 128 against Hawaii on March 27, 1993. He was named a second-team American Volleyball Coaches Association All-American, Volleyball magazine honorable mention All-American and a member of the Mountain Pacific Sports Federation Third Team in 1994. He was a member of the Australian Men's National Team from 1990-91 and a member of the Junior National Team from 1987-90.

PERSONAL

A physical education and sports business management graduate of BYU in 1995, Watson, 32, is a native of Homebush, Australia. He and his wife, Larissa, have two sons (Bryce and Brandon) and one daughter (Kara).

WATSON ASSISTANT COACHING EXPERIENCE:

Year	School	Over.	Conf./Finish
2004	BYU	19-11	9-5/3rd MWC
2003	BYU	24-9	10-4/3rd MWC
2002	BYU	14-19	7-7/4th MWC
2001	Kansas St.	20-8	15-5/3rd Big 12
2000	Kansas St.	22-8	14-6/2nd Big 12
1999	Arkansas St.	28-7	14-2/1st Sun Belt
1998	Arkansas St.	23-11	12-2/1st Sun Belt
1997	Montana St.	19-12	9-7/4th Big Sky
1996	Montana St.	16-12	7-9/4th Big Sky

Total 185-97 97-47

National Finishes

2003	NCAA Second Round
2001	NCAA Second Round
2000	NCAA Regional Semi-Finalist
1999	NCAA First Round

JANVIER BEAUMONT • 5-7 • Freshman • Libero • Torrey Pines HS

- Recorded double-digit digs in both matches of the Buckeye Classic, including a career-high 15 vs. No. 14 Ohio State
- Has played in every Cougar match this season
- Made her Cougar debut as a true freshman at Nevada, recording six digs and one ace

Season Averages

Games played: 46
 Kills per game: 0.00
 Assists per game: 0.13
 Aces per game: 0.22
 Digs per game: 1.37
 Blocks per game: 0.00



Season and Career Highs

- Kills**
 Season: N/A
 Career: Same
- Hitting Percentage**
 Season: N/A
 Career: Same
- Assists**
 Season: 2 vs. Ohio State, 9/17/05
 Career: Same
- Digs**
 Season: 15 vs. Ohio State, 9/17/05
 Career: Same
- Total Blocks**
 Season: N/A
 Career: Same
- Aces**
 Season: 2 (three times)
 Career: Same

JANVIER BEAUMONT - 2005 Match-by-Match

Date	Opponent	GP	ATTACK				Pct	SET			SERVE			PASS		BLOCK			Total	BHE	Points
			K	E	TA	TA		A	SA	SE	RE	DIG	BS	BA	BE						
8-27-05	at Nevada	5	0	0	0	.000	0	1	3	0	6	0	0	0	0.0	0	0	0	0.0	0	1.0
9-1-05	Montana St.	3	0	0	0	.000	1	0	2	1	4	0	0	0	0.0	0	0	0	0.0	0	0.0
9-2-05	Kansas	4	0	0	0	.000	1	0	2	0	4	0	0	0	0.0	0	0	0	0.0	0	0.0
9-7-05	at Idaho State	3	0	0	0	.000	0	1	2	0	4	0	0	0	0.0	0	0	0	0.0	0	1.0
9-10-05	Utah State	4	0	0	0	.000	0	1	3	1	5	0	0	0	0.0	0	0	0	0.0	0	1.0
9-16-05	vs. Duke	5	0	0	0	.000	2	0	3	0	10	0	0	0	0.0	0	0	0	0.0	0	0.0
9-17-05	at Ohio State	5	0	0	0	.000	0	2	3	0	15	0	0	0	0.0	0	0	0	0.0	0	2.0
9-23-05	at New Mexico	5	0	0	0	.000	0	0	1	1	3	0	0	0	0.0	0	0	0	0.0	0	0.0
9-24-05	at Air Force	5	0	0	0	.000	0	2	2	2	2	3	0	0	0.0	0	0	0	0.0	0	2.0
9-28-05	Utah	4	0	0	0	.000	2	1	2	0	3	0	0	0	0.0	0	0	0	0.0	0	1.0
9-30-05	TCU	3	0	0	0	.000	0	2	2	0	6	0	0	0	0.0	0	0	0	0.0	0	2.0
Totals		46	0	0	0	.000	6	10	25	5	63	0	0	0	0.0	0	0	0	0.0	0	10.0

RACHEL DYER • 6-1 • Freshman • Middle Blocker • La Costa Canyon HS

- Is third in the MWC in hitting percentage
- Second on the team in hitting percentage and blocks
- Led the Cougars in blocks with eight against New Mexico
- Recorded double-digit kills in both matches of the BYU/UVSC Challenge, including a career-high 15 against Kansas, while hitting .468 for the week
- Made her Cougar debut at Nevada after redshirting in 2004, recording seven kills, four blocks, four digs, three assists and one ace
- Traveled to Argentina in the summer of 2005 as a member of the U.S. Select Team

Season Averages

Games played: 46
 Kills per game: 2.50
 Assists per game: 0.22
 Aces per game: 0.09
 Digs per game: 0.41
 Blocks per game: 1.00



Season and Career Highs

- Kills**
 Season: 15 vs. Kansas, 9/2/05
 Career: Same
- Hitting Percentage**
 Season: .526 vs. Montana St., 9/1/05
 Career: Same
- Assists**
 Season: 3 (twice)
 Career: Same
- Digs**
 Season: 4 vs. Nevada, 8/27/05
 Career: Same
- Total Blocks**
 Season: 8 at New Mexico, 9/23/05
 Career: Same
- Aces**
 Season: 1 (four times)
 Career: Same

RACHEL DYER - 2005 Match-by-Match

Date	Opponent	GP	ATTACK				Pct	SET			SERVE			PASS		BLOCK			Total	BHE	Points
			K	E	TA	TA		A	SA	SE	RE	DIG	BS	BA	BE						
8-27-05	at Nevada	5	7	7	22	.000	3	1	2	0	4	0	4	1	4.0	1	10.0				
9-1-05	Montana St.	3	11	1	19	.526	1	0	3	0	2	0	4	0	4.0	0	13.0				
9-2-05	Kansas	4	15	3	28	.429	0	1	4	0	3	0	6	0	6.0	0	19.0				
9-7-05	at Idaho State	3	8	2	22	.273	1	1	1	0	3	0	1	0	1.0	0	9.5				
9-10-05	Utah State	4	14	2	24	.500	0	1	4	0	1	0	6	1	6.0	0	18.0				
9-16-05	vs. Duke	5	11	4	22	.318	0	0	4	0	1	0	3	0	3.0	0	12.5				
9-17-05	at Ohio State	5	12	2	22	.455	3	0	1	0	2	1	2	1	3.0	0	14.0				
9-23-05	at New Mexico	5	11	4	20	.350	1	0	0	0	0	1	7	1	8.0	0	15.5				
9-24-05	at Air Force	5	12	7	23	.217	1	0	2	0	2	0	5	0	5.0	0	14.5				
9-28-05	Utah	4	6	4	16	.125	0	0	1	0	1	0	5	0	5.0	0	8.5				
9-30-05	TCU	3	8	3	14	.357	0	0	1	0	0	0	1	0	1.0	0	8.5				
Totals		346	115	39	232	.328	10	4	23	0	19	2	44	4	46.0	1	143.0				

LAUREN RICHARDS EVANS • 6-0 • Senior • Setter • Timpanogos HS

- Is currently 30th in the nation in assists
- Leads the MWC in assists and is fifth in aces and 10th in blocks
- Leads the Cougars in blocks and is second in digs
- Posted her third double-double of the season with 52 assists and 10 digs vs. Utah
- Notched season highs of 62 assists and nine blocks against Kansas
- Recorded a double-double in the first match of the season at Nevada with 44 assists and 14 digs, just one shy of her career-high
- Named Preseason All-MWC
- Married BYU Men's Volleyball player Taylor Evans in the offseason

Season Averages

Games played: 40
 Kills per game: 0.57
 Assists per game: 12.73
 Aces per game: 0.47
 Digs per game: 2.15
 Blocks per game: 1.02



LAUREN RICHARDS EVANS - 2005 Match-by-Match

Date	Opponent	GP	ATTACK				Pct	SET			SERVE		PASS		BLOCK			GEN		Points
			K	E	TA			A	SA	SE	RE	DIG	BS	BA	BE	Total	BHE			
8-27-05	at Nevada	5	2	2	6	.000	44	3	4	0	14	0	5	1	5.0	0	7.5			
9-1-05	Montana St.	3	3	1	6	.333	45	1	4	0	9	0	4	0	4.0	0	6.0			
9-2-05	Kansas	4	3	1	8	.250	62	0	2	0	4	0	9	0	9.0	1	7.5			
9-7-05	at Idaho State	3	2	1	7	.143	46	1	4	0	11	0	2	0	2.0	0	4.0			
9-10-05	Utah State	4	3	2	8	.125	58	3	5	0	5	0	4	1	4.0	4	8.0			
9-16-05	vs. Duke	5	2	3	7	-.143	60	2	4	0	12	0	2	0	2.0	0	5.0			
9-17-05	at Ohio State	1	0	1	2	-.500	11	0	2	0	3	0	0	0	0.0	0	0.0			
9-23-05	at New Mexico	5	3	3	8	.000	54	2	3	0	4	0	5	1	5.0	3	7.5			
9-24-05	at Air Force	4	2	2	7	.000	54	3	2	0	6	0	4	0	4.0	0	7.0			
9-28-05	Utah	4	3	1	8	.250	52	3	3	0	10	1	4	0	5.0	2	9.0			
9-30-05	TCU	2	0	0	0	.000	23	1	2	0	8	1	0	0	1.0	1	2.0			
Totals		40	23	17	67	.090	509	19	35	0	86	2	39	3	41.0	11	63.5			

Season and Career Highs

Kills
 Season: 3 (five times)
 Career: 20 at Long Beach St., 11/25/03

Hitting Percentage
 Season: .333 vs. Mont. St., 9/1/05
 Career: .700 (twice)

Assists
 Season: 62 vs. Kansas, 9/2/05
 Career: 65 vs. Saint Louis, 9/6/03

Digs
 Season: 14 vs. Nevada, 8/27/05
 Career: 15 vs. Utah State, 11/25/03

Total Blocks
 Season: 9 vs. Kansas, 9/2/05
 Career: 13 vs. Colorado St., 11/12/04

Aces
 Season: 3 (four times)
 Career: 8 vs. Air Force, 9/6/03

LINDSEY EVANS • 5-9 • Sophomore • Libero • West Linn HS

- Is seventh in the MWC in digs while leading the team
- Named to the Buckeye Classic All-Tournament Team after recording 27 digs against Duke and 22 at Ohio State
- Was BYU's main libero in 2004, finishing seventh in the MWC with 2.61 digs per game
- Set an MWC record with 33 digs against UNLV in 2004, second all-time in BYU history

Season Averages

Games played: 44
 Kills per game: 0.00
 Assists per game: 0.11
 Aces per game: 0.07
 Digs per game: 3.09
 Blocks per game: 0.00



LINDSEY EVANS - 2005 Match-by-Match

Date	Opponent	GP	ATTACK				Pct	SET			SERVE		PASS		BLOCK			GEN		Points
			K	E	TA			A	SA	SE	RE	DIG	BS	BA	BE	Total	BHE			
8-27-05	at Nevada	5	0	0	0	.000	0	0	0	0	3	0	0	0	0.0	0	0.0			
9-1-05	Montana St.	3	0	0	0	.000	0	0	0	3	10	0	0	0	0.0	1	0.0			
9-2-05	Kansas	4	0	0	0	.000	1	0	0	1	8	0	0	0	0.0	0	0.0			
9-7-05	at Idaho State	3	0	0	0	.000	0	2	0	1	4	0	0	0	0.0	0	2.0			
9-10-05	Utah State	4	0	0	0	.000	1	0	0	2	12	0	0	0	0.0	0	0.0			
9-16-05	vs. Duke	5	0	0	0	.000	0	0	0	1	27	0	0	0	0.0	0	0.0			
9-17-05	at Ohio State	5	0	0	1	.000	2	0	0	0	22	0	0	0	0.0	0	0.0			
9-23-05	at New Mexico	5	0	0	0	.000	1	1	2	2	12	0	0	0	0.0	0	1.0			
9-24-05	at Air Force	3	0	0	0	.000	0	0	0	3	8	0	0	0	0.0	0	0.0			
9-28-05	Utah	4	0	0	0	.000	0	0	0	0	20	0	0	0	0.0	0	0.0			
9-30-05	TCU	3	0	0	0	.000	0	0	0	0	10	0	0	0	0.0	0	0.0			
Totals		44	0	0	1	.000	5	3	2	13	136	0	0	0	0.0	1	3.0			

Season and Career Highs

Kills
 Season: N/A
 Career: 1 (three times)

Hitting Percentage
 Season: N/A
 Career: 1.000 (three times)

Assists
 Season: 2 at Ohio State, 9/17/05
 Career: 4 (four times)

Digs
 Season: 27 vs. Duke, 9/16/05
 Career: 33 vs. UNLV, 11/5/04

Aces
 Season: 2 vs. Idaho State, 9/7/05
 Career: 3 vs. Memphis, 9/10/04

CHELSEA GOODMAN • 5-11 • Sophomore • Outside Hitter • Mt. View HS

- Is third in the MWC in kills
- Posted a career-high 15 digs against Utah and is second on the team in digs
- Recorded a career-high 21 against No. 14 Ohio State
- Named MWC Player of the Week for the week of Sept. 5-12
- Leads the team in kills and is third in hitting percentage and fourth in digs
- Posted a career-high 20 kills on .438 hitting against Utah State
- Recorded her first double-double of the season with a career-high 16 kills and 10 digs at Idaho State
- Posted a career-high 13 kills in the first match of 2005 at Nevada

Season Averages

Games played: 46
 Kills per game: 3.87
 Assists per game: 0.22
 Aces per game: 0.217
 Digs per game: 2.15
 Blocks per game: 0.37



CHELSEA GOODMAN - 2005 Match-by-Match

Date	Opponent	GP	ATTACK				SET	SERVE			PASS			BLOCK			GEN		Points
			K	E	TA	Pct		A	SA	SE	RE	DIG	BS	BA	BE	Total	BHE		
8-27-05	at Nevada	5	13	7	37	.162	1	0	2	0	7	0	2	0	2.0	0	14.0		
9-1-05	Montana St.	3	13	4	30	.300	2	2	2	1	8	0	2	0	2.0	0	16.0		
9-2-05	Kansas	4	12	4	31	.258	1	2	5	1	2	0	1	2	1.0	0	14.5		
9-7-05	at Idaho State	3	16	5	34	.324	0	0	0	3	10	0	1	0	1.0	0	16.5		
9-10-05	Utah State	4	20	6	32	.438	1	2	3	0	9	0	3	0	3.0	0	23.5		
9-16-05	vs. Duke	5	19	11	48	.167	1	1	1	0	10	0	1	0	1.0	0	20.5		
9-17-05	at Ohio State	5	21	7	59	.237	0	0	0	1	9	0	1	0	1.0	0	21.5		
9-23-05	at New Mexico	5	19	5	35	.400	2	1	1	1	10	0	2	0	2.0	0	21.0		
9-24-05	at Air Force	5	20	14	48	.125	0	0	3	0	12	0	2	0	2.0	0	21.0		
9-28-05	Utah	4	17	10	43	.163	0	0	2	0	15	0	1	0	1.0	0	17.5		
9-30-05	TCU	3	8	5	30	.100	2	0	2	2	7	0	1	0	1.0	0	8.5		
Totals		46	178	78	427	.234	10	8	21	9	99	0	17	2	17.0	0	194.5		

Season and Career Highs

Kills
 Season: 21 vs. Ohio State, 9/17/05
 Career: Same

Hitting Percentage
 Season: .438 vs. Utah State, 9/10/05
 Career: .500 (three times)

Assists
 Season: 2 (three times)
 Career: 2 (four times)

Digs
 Season: 15 vs. Utah, 9/28/05
 Career: Same

Total Blocks
 Season: 3 vs. Utah State, 9/10/05
 Career: same (three times)

Aces
 Season: 2 (three times)
 Career: 2 (five times)

LINDSY HARTSOCK • 6-4 • Junior • Middle Blocker • Century HS

- Is currently third in the nation in hitting percentage and leads the MWC in that category
- Recorded a season-high .800 hitting percentage vs. TCU and a career-high 21 kills at Air Force
- Was named the Collegiate Volleyball Update National Player of the Week for the week of Sept. 19-25
- Selected as the Buckeye Classic Tournament MVP
- Was named the MWC Player of the Week for the second time this year (Sept. 6 and Sept. 19)
- Named the 2005 preseason MWC Co-Player of the Year
- Finished second in the nation in blocking (1.86) in 2004 and was named the 2004 Blocker of the Year by Collegiate Volleyball Update Magazine

Season Averages

Games played: 46
 Kills per game: 3.39
 Assists per game: 0.15
 Aces per game: 0.24
 Digs per game: 0.52
 Blocks per game: 1.02



LINDSY HARTSOCK - 2005 Match-by-Match

Date	Opponent	GP	ATTACK				SET	SERVE			PASS			BLOCK			GEN		Points
			K	E	TA	Pct		A	SA	SE	RE	DIG	BS	BA	BE	Total	BHE		
8-27-05	at Nevada	5	11	3	25	.320	0	2	3	0	2	0	5	1	5.0	1	15.5		
9-1-05	Montana St.	3	9	1	20	.400	0	0	2	0	6	0	3	0	3.0	0	10.5		
9-2-05	Kansas	4	20	1	30	.633	1	5	1	1	3	0	6	0	6.0	0	28.0		
9-7-05	at Idaho State	3	7	3	17	.235	0	1	1	0	4	1	3	0	4.0	0	10.5		
9-10-05	Utah State	4	16	2	25	.560	0	0	3	0	1	0	4	0	4.0	0	18.0		
9-16-05	vs. Duke	5	12	3	29	.310	0	0	2	0	3	0	2	0	2.0	0	13.0		
9-17-05	at Ohio State	5	20	2	36	.500	1	0	1	0	3	1	2	2	3.0	0	22.0		
9-23-05	at New Mexico	5	19	1	25	.720	2	3	1	0	0	1	5	0	6.0	0	25.5		
9-24-05	at Air Force	5	21	3	34	.529	1	0	1	0	1	0	4	0	4.0	0	23.0		
9-28-05	Utah	4	13	6	27	.259	2	0	3	0	1	0	6	0	6.0	0	16.0		
9-30-05	TCU	3	8	0	10	.800	0	0	2	0	0	0	4	0	4.0	1	10.0		
Totals		46	156	25	278	.471	7	11	20	1	24	3	44	3	47.0	2	192.0		

Season and Career Highs

Kills
 Season: 21 at Air Force, 9/24/05
 Career: Same

Hitting Percentage
 Season: .800 vs. TCU, 9/30/05
 Career: .846 vs. N. Texas, 9/5/03

Assists
 Season: 2 (twice)
 Career: 4 vs. Air Force, 10/3/03

Digs
 Season: 6 vs. Mont. St., 9/1/05
 Career: 8 vs. New Mexico, 10/30/04

Total Blocks
 Season: 6 (three times)
 Career: 13 vs. Colorado St., 11/12/04

Aces
 Season: 5 vs. Kansas, 9/2/05
 Career: 6 vs. New Mexico, 10/30/04

JENNA JUDKINS • 5-10 • Sophomore • Setter • Skyline HS

- Has not played in 2005

Season Averages

Games played: 0
 Kills per game: 0.00
 Assists per game: 0.00
 Aces per game: 0.00
 Digs per game: 0.00
 Blocks per game: 0.00



JENNA JUDKINS - 2005 Match-by-Match

Date	Opponent	ATTACK				Pct	SET		SERVE		PASS		BLOCK			GEN		Points
		GP	K	E	TA		A	SA	SE	RE	DIG	BS	BA	BE	Total	BHE		
8-27-05	at Nevada	DID NOT PLAY																
9-1-05	Montana St.	DID NOT PLAY																
9-2-05	Kansas	DID NOT PLAY																
9-7-05	at Idaho State	DID NOT PLAY																
9-10-05	Utah State	DID NOT PLAY																
9-16-05	vs. Duke	DID NOT PLAY																
9-17-05	at Ohio State	DID NOT PLAY																
9-23-05	at New Mexico	DID NOT PLAY																
9-24-05	at Air Force	DID NOT PLAY																
9-28-05	Utah	DID NOT PLAY																
9-30-05	TCU	DID NOT PLAY																

Season and Career Highs

Kills
 Season: N/A
 Career: N/A
 Hitting Percentage
 Season: N/A
 Career: N/A
 Assists
 Season: N/A
 Career: 5 at Utah, 10/23/04
 Digs
 Season: N/A
 Career: 1 (twice)
 Total Blocks
 Season: N/A
 Career: N/A
 Aces
 Season: N/A
 Career: N/A

ANNIE KEMP • 5-8 • Sophomore • Defensive Specialist • Century HS

- Is third on the team in digs
- Topped her previous career high with 16 digs against Kansas
- Made her first collegiate start at Nevada, recording a career-high 15 digs

Season Averages

Games played: 36
 Kills per game: 0.00
 Assists per game: 0.14
 Aces per game: 0.03
 Digs per game: 1.94
 Blocks per game: 0.00



ANNIE KEMP - 2005 Match-by-Match

Date	Opponent	ATTACK				Pct	SET		SERVE		PASS		BLOCK			GEN		Points
		GP	K	E	TA		A	SA	SE	RE	DIG	BS	BA	BE	Total	BHE		
8-27-05	at Nevada	5	0	0	0	.000	1	0	0	0	15	0	0	0	0.0	0	0.0	
9-1-05	Montana St.	2	0	0	0	.000	0	0	0	0	0	0	0	0	0.0	0	0.0	
9-2-05	Kansas	4	0	0	0	.000	2	0	0	3	16	0	0	0	0.0	0	0.0	
9-7-05	at Idaho State	3	0	0	0	.000	1	0	0	0	11	0	0	0	0.0	0	0.0	
9-10-05	Utah State	1	0	0	0	.000	0	0	0	2	1	0	0	0	0.0	0	0.0	
9-16-05	vs. Duke	2	0	0	0	.000	0	0	0	1	3	0	0	0	0.0	0	0.0	
9-17-05	at Ohio State	4	0	0	0	.000	0	0	2	1	7	0	0	0	0.0	1	0.0	
9-23-05	at New Mexico	5	0	0	0	.000	0	1	0	3	2	0	0	0	0.0	0	1.0	
9-24-05	at Air Force	5	0	0	0	.000	1	0	2	1	12	0	0	0	0.0	0	0.0	
9-28-05	Utah	4	0	0	0	.000	0	0	2	0	3	0	0	0	0.0	0	0.0	
9-30-05	TCU	1	0	0	0	.000	0	0	1	0	0	0	0	0	0.0	0	0.0	
Totals		36	0	0	0	.000	5	1	7	11	70	0	0	0	0.0	1	1.0	

Season and Career Highs

Kills
 Season: N/A
 Career: N/A
 Hitting Percentage
 Season: N/A
 Career: N/A
 Assists
 Season: 2 vs. Kansas, 9/2/05
 Career: Same
 Digs
 Season: 16 vs. Kansas, 9/2/05
 Career: Same
 Total Blocks
 Season: N/A
 Career: N/A
 Aces
 Season: 1 at New Mexico, 9/23/05
 Career: 2 (twice)

ERICA LOTT • 6-2 • Sophomore • Outside Hitter • Mt. View HS

- Is currently fifth in the league in kills and second on the team
- Tied her career-high with five blocks against Utah
- Was named to the Buckeye Classic All-Tournament Team after posting a career-high 22 kills vs. Duke
- Has posted double-digit kills in every match this season
- Notched a career-high 11 digs against Utah State
- Recorded a match-high 18 kills in the season-opener at Nevada, just one shy of her career-high
- Was named a 2005 preseason All-MWC selection

Season Averages

Games played: 45
 Kills per game: 3.73
 Assists per game: 0.07
 Aces per game: 0.29
 Digs per game: 1.62
 Blocks per game: 0.49



ERICA LOTT - 2005 Match-by-Match

Date	Opponent	GP	ATTACK				Pct	SET	SERVE		PASS		BLOCK			Total	GEN	Points
			K	E	TA	TA			A	SA	SE	RE	DIG	BS	BA			
8-27-05	at Nevada	5	18	7	48	.229	0	2	2	1	4	1	0	0	1.0	0	21.0	
9-1-05	Montana St.	3	15	9	36	.167	1	4	6	0	4	1	0	2	1.0	0	20.0	
9-2-05	Kansas	4	16	8	42	.190	0	1	4	0	10	1	1	0	2.0	0	18.5	
9-7-05	at Idaho State	3	15	2	28	.464	0	0	3	1	5	1	2	1	3.0	0	17.0	
9-10-05	Utah State	4	10	2	28	.286	1	2	3	1	11	1	0	1	1.0	0	13.0	
9-16-05	vs. Duke	5	22	11	61	.180	0	0	3	2	9	0	1	0	1.0	0	22.5	
9-17-05	at Ohio State	5	19	8	47	.234	1	0	2	1	8	1	2	2	3.0	0	21.0	
9-23-05	at New Mexico	5	13	7	35	.171	0	2	2	2	6	0	2	0	2.0	0	16.0	
9-24-05	at Air Force	4	11	6	23	.217	0	0	3	0	8	0	1	0	1.0	0	11.5	
9-28-05	Utah	4	16	5	38	.289	0	1	2	1	4	2	3	0	5.0	0	20.5	
9-30-05	TCU	3	13	2	26	.423	0	1	3	0	4	0	2	0	2.0	0	15.0	
Totals		45	168	67	412	.245	3	13	33	9	73	8	14	6	22.0	0	196.0	

Season and Career Highs

Kills
 Season: 22 vs. Ohio State, 9/17/05
 Career: same

Hitting Percentage
 Season: .464 vs. Idaho State, 9/7/05
 Career: .722 vs. New Mexico, 10/30/04

Assists
 Season: 1 (three times)
 Career: 3 vs. Rutgers, 9/4/04

Digs
 Season: 11 vs. Utah State, 9/10/05
 Career: Same

Total Blocks
 Season: 5 vs. Utah, 9/28/05
 Career: 5 (twice)

Aces
 Season: 4 vs. Montana St., 9/1/05
 Career: 5 vs. Oklahoma, 9/11/04

CATHERINE PARKER • 6-2 • Sophomore • MB • Palos Verdes Peninsula HS

- Played in her first match this season at Idaho State
- Led the Cougars in blocks twice in 2004

Season Averages

Games played: 1
 Kills per game: 0.50
 Assists per game: 0.50
 Aces per game: 0.00
 Digs per game: 0.00
 Blocks per game: 0.00



CATHERINE PARKER - 2005 Match-by-Match

Date	Opponent	GP	ATTACK				Pct	SET	SERVE		PASS		BLOCK			Total	GEN	Points
			K	E	TA	TA			A	SA	SE	RE	DIG	BS	BA			
8-27-05	at Nevada		DID NOT PLAY															
9-1-05	Montana St.		DID NOT PLAY															
9-2-05	Kansas		DID NOT PLAY															
9-7-05	at Idaho State	1	1	0	1	1.000	1	0	0	0	0	0	0	0	0.0	0	0.0	
9-10-05	Utah State		DID NOT PLAY															
9-16-05	vs. Duke		DID NOT PLAY															
9-17-05	at Ohio State		DID NOT PLAY															
9-23-05	at New Mexico		DID NOT PLAY															
9-24-05	at Air Force		DID NOT PLAY															
9-28-05	Utah		DID NOT PLAY															
9-30-05	TCU	1	0	0	0	.000	0	0	0	0	0	0	0	0	0.0	0	0.0	
Totals		2	1	0	1	1.000	1	0	0	0	0	0	0	0	0.0	0	0.0	

Season and Career Highs

Kills
 Season: 1 vs. Idaho State, 9/7/05
 Career: 10 vs. Cent. Florida, 9/11/04

Hitting Percentage
 Season: 1.000 vs. Idaho State, 9/7/05
 Career: .533 vs. Central Florida, 9/11/04

Assists
 Season: 1 vs. Idaho State, 9/7/05
 Career: N/A

Digs
 Season: N/A
 Career: 3 vs Rutgers, 9/4/04

Total Blocks
 Season: N/A
 Career: 7 vs Quinnipiac, 9/3/04

Aces
 Season: N/A
 Career: N/A

LEXI BROWN PATTERSON • 6-1 • Senior • Middle Blocker • Jordan HS

- Added six kills against No. 14 Ohio State
- Contributed five kills and three blocks in BYU's season-opener at Nevada
- Second on the team and third in the MWC in hitting percentage in 2004 (.344)
- Named Academic All-MWC and Zion's Bank Scholar Athlete in 2004
- Married former BYU Men's Volleyball player Casey Patterson in the offseason

Season Averages

Games played: 40
 Kills per game: 1.20
 Assists per game: 0.00
 Aces per game: 0.00
 Digs per game: 0.28
 Blocks per game: 0.47



LEXI BROWN PATTERSON - 2005 Match-by-Match

Date	Opponent	ATTACK					Pct	SET		SERVE		PASS		BLOCK			GEN		Points
		GP	K	E	TA			A	SA	SE	RE	DIG	BS	BA	BE	Total	BHE		
8-27-05	at Nevada	5	5	2	23	.130	0	0	0	0	2	1	2	0	3.0	0	7.0		
9-1-05	Montana St.	3	8	1	16	.438	0	0	0	0	1	0	2	0	0.0	0	9.0		
9-2-05	Kansas	2	0	2	8	-.250	0	0	0	0	0	0	0	0.0	0	0.0			
9-7-05	at Idaho State	3	5	4	17	.059	0	0	0	0	2	0	0	0.0	0	4.0			
9-10-05	Utah State	DID NOT PLAY																	
9-16-05	vs. Duke	5	4	2	19	.105	0	0	0	0	0	0	2	0	2.0	0	5.0		
9-17-05	at Ohio State	5	6	3	15	.200	0	0	0	0	0	0	3	1	3.0	0	7.5		
9-23-05	at New Mexico	5	5	3	12	.167	0	0	0	0	2	0	3	0	3.0	0	6.5		
9-24-05	at Air Force	5	6	2	15	.267	0	0	0	0	1	0	1	0	1.0	0	6.5		
9-28-05	Utah	4	6	1	16	.312	0	0	0	0	2	0	3	0	3.0	0	7.5		
9-30-05	TCU	3	3	1	6	.333	0	0	0	0	1	0	2	0	2.0	0	4.0		
Totals		40	48	21	149	.184	0	0	0	0	11	1	18	1	19.0	0	58.0		

Season and Career Highs

Kills
 Season: 8 vs. Montana St., 9/1/05
 Career: 18 vs. Utah State, 11/25/03

Hitting Percentage
 Season: .438 vs. Montana St., 9/1/05
 Career: .733 vs. SDSU, 11/6/04

Assists
 Season: N/A
 Career: 1 (five times)

Digs
 Season: 2 (four times)
 Career: 9 vs. Rutgers, 9/4/04

Total Blocks
 Season: 3 (four times)
 Career: 12 vs. Nevada, 8/31/02


Aces
 Season: N/A
 Career: 3 vs. Saint Louis, 9/6/03

BRYN PORTER • 5-10 • Freshman • Outside Hitter • Thousand Oaks HS

- Recorded the first solo block of her career at Air Force
- Recorded a career-high three blocks and two aces against Utah State
- Posted a career-high six kills on .455 hitting against Kansas
- Made her career debut at Nevada after redshirting in 2004

Season Averages

Games played: 10
 Kills per game: 1.00
 Assists per game: 0.00
 Aces per game: 0.18
 Digs per game: 0.00
 Blocks per game: 0.55



BRYN PORTER - 2005 Match-by-Match

Date	Opponent	ATTACK					Pct	SET		SERVE		PASS		BLOCK			GEN		Points
		GP	K	E	TA			A	SA	SE	RE	DIG	BS	BA	BE	Total	BHE		
8-27-05	at Nevada	1	0	0	0	.000	0	0	0	0	0	0	0	0	0.0	0	0.0		
9-1-05	Montana St.	1	0	0	2	.000	0	0	0	0	0	0	0	0	0.0	0	0.0		
9-2-05	Kansas	3	6	1	11	.455	0	0	0	0	0	0	2	0	2.0	0	7.0		
9-7-05	at Idaho State	DID NOT PLAY																	
9-10-05	Utah State	4	3	3	11	.000	0	2	3	0	0	0	3	1	3.0	0	6.5		
9-16-05	vs. Duke	DID NOT PLAY																	
9-17-05	at Ohio State	DID NOT PLAY																	
9-23-05	at New Mexico	DID NOT PLAY																	
9-24-05	at Air Force	1	0	3	5	-.600	0	0	0	0	0	1	0	0	1.0	0	1.0		
9-28-05	Utah	DID NOT PLAY																	
9-30-05	TCU	1	2	0	2	1.000	0	0	0	0	0	0	0	1	0.0	0	2.0		
Totals		11	11	7	31	.129	0	2	3	0	0	1	5	2	6.0	0	16.5		

Season and Career Highs

Kills
 Season: 6 vs. Kansas, 9/2/05
 Career: Same

Hitting Percentage
 Season: 1.000 vs. TCU, 9/30/05
 Career: Same

Assists
 Season: N/A
 Career: N/A

Digs
 Season: N/A
 Career: N/A

Total Blocks
 Season: 3 vs. Utah State, 9/10/05
 Career: Same

Aces
 Season: 2 vs. Utah State, 9/10/05
 Career: N/A

AMY SCHLAUDER • 5-1 • Freshman • Setter • Durango HS

- Made the first start of her career at Air Force, contributing 11 assists in game one while picking up the first block of her career
- Made her Cougar debut at No. 14 Ohio State, recording 56 assists while helping the Cougars hit .310 for the match

Season Averages	
Games played:	8
Kills per game:	0.50
Assists per game:	10.12
Aces per game:	0.12
Digs per game:	1.88
Blocks per game:	0.12



AMY SCHLAUDER - 2005 Match-by-Match																		
Date	Opponent	ATTACK				Pct	SET		SERVE		PASS		BLOCK			Total	GEN BHE	Points
		GP	K	E	TA		A	SA	SE	RE	DIG	BS	BA	BE				
8-27-05	at Nevada	DID NOT PLAY																
9-1-05	Montana St.	DID NOT PLAY																
9-2-05	Kansas	DID NOT PLAY																
9-7-05	at Idaho State	DID NOT PLAY																
9-10-05	Utah State	DID NOT PLAY																
9-16-05	vs. Duke	DID NOT PLAY																
9-17-05	at Ohio State	4	3	0	5	.600	56	0	1	0	9	0	0	1	0.0	1	3.0	
9-23-05	at New Mexico	1	0	0	0	.000	1	0	0	0	1	0	0	0	0.0	0	0.0	
9-24-05	at Air Force	1	0	0	0	.000	11	1	0	0	2	0	1	0	1.0	0	1.5	
9-28-05	Utah	DID NOT PLAY																
9-30-05	TCU	1	1	0	1	1.000	13	0	0	0	3	0	0	0	0.0	0	1.0	
Totals		8	4	0	6	.667	81	1	1	0	15	0	1	1	1.0	1	5.5	

Season and Career Highs

- Kills**
 Season: 3 at Ohio State, 9/17/05
 Career: Same
- Hitting Percentage**
 Season: 1.000 vs. TCU, 9/30/05
 Career: Same
- Assists**
 Season: 56 at Ohio State, 9/17/05
 Career: Same
- Digs**
 Season: 9 at Ohio State, 9/17/05
 Career: Same
- Total Blocks**
 Season: 1 at Air Force, 9/24/05
 Career: Same
- Aces**
 Season: 1 at Air Force, 9/24/05
 Career: Same

TESSA STIMPSON • 5-8 • Freshman • Defensive Specialist • Tupelo HS

- Will be making her Cougar debut this season after redshirting in 2004

Season Averages	
Games played:	0
Assists per game:	0.00
Digs per game:	0.00



TESSA STIMPSON - 2005 Match-by-Match																		
Date	Opponent	ATTACK				Pct	SET		SERVE		PASS		BLOCK			Total	GEN BHE	Points
		GP	K	E	TA		A	SA	SE	RE	DIG	BS	BA	BE				
8-27-05	at Nevada	DID NOT PLAY																
9-1-05	Montana St.	DID NOT PLAY																
9-2-05	Kansas	DID NOT PLAY																
9-7-05	at Idaho State	DID NOT PLAY																
9-10-05	Utah State	DID NOT PLAY																
9-16-05	vs. Duke	DID NOT PLAY																
9-17-05	at Ohio State	DID NOT PLAY																
9-23-05	at New Mexico	DID NOT PLAY																
9-24-05	at Air Force	DID NOT PLAY																
9-28-05	Utah	DID NOT PLAY																
9-30-05	TCU	DID NOT PLAY																

Season and Career Highs

- Kills**
 Season: N/A
 Career: N/A
- Hitting Percentage**
 Season: N/A
 Career: N/A
- Assists**
 Season: N/A
 Career: N/A
- Digs**
 Season: N/A
 Career: N/A
- Total Blocks**
 Season: N/A
 Career: N/A
- Aces**
 Season: N/A
 Career: N/A

2004 HIGHLIGHTS/AWARDS

Cougars in Conference Stats

Team:

Blocks: 1st — 3.37

Hitting: 2nd — .277

Kills: 2nd — 15.79

Assists: 2nd — 14.29

Aces: 3rd — 1.61

Digs: 4th — 14.08

Individual (Top 10):

Blocks: Lindsay Hartsock, 1st — 1.86

Hitting: Lindsay Hartsock, 2nd — .380

Lexi Brown, 3rd — .344

Lindsey Metcalf, 9th — .282

Kills: Erica Lott, 4th — 3.40

Kim Wilson, 10th — 3.15

Assists: Lauren Richards, 3rd — 12.45

Digs: Lindsey Evans, 7th — 2.61

April Varner, 8th — 2.60

Aces: Lauren Richards, 1st — 0.50

Kim Wilson, 6th — 0.30

Cougars in National Stats

Team:

Blocks: 5th — 3.37

Hitting Percentage: 19th — .277

Individual:

Lindsay Hartsock, Blocks: 2nd — 1.86

Lindsay Hartsock, Hitting Perc.: 25th — .380

BYU's Individual Honors

2004 Blocker of the Year (CVU)

Lindsay Hartsock, So., MB

All- MWC Team

Lindsey Metcalf, Sr., RS

Lauren Richards, Jr., S

Kim Wilson, Jr., OH

Lindsay Hartsock, So., MB

MWC Player of the Week

Lindsay Hartsock, So., MB (10/11)

Lauren Richards, Jr., S (11/29)

All-Tournament Teams

Penn State Classic

Lauren Richards, Jr., S

Kim Wilson, Jr., OH

BYU Mizuno Classic

Erica Lott, Fr., OH

Kim Wilson, Jr., OH

2004 SEASON REVIEW

The BYU Cougars continued their winning ways in 2004, finishing the season 19-11 overall and moving to 943 all-time wins in the 36-year recorded history of the program, which is third among NCAA Division I teams.

BYU also earned a third-place Mountain West Conference finish with a 9-5 regular season record. The Cougars advanced to the semifinals of the conference tournament before bowing out against eventual champion and nationally ranked Colorado State, failing to earn an NCAA Tournament berth for only the third time in the Tournament's history.

The Cougars began the season with two tournaments, going 2-1 at both the Penn State Classic and the BYU Mizuno Classic presented by the Provo Courtyard Marriott. Outside hitter Kim Wilson took home all-tournament honors in both competitions while setter Lauren Richards earned all-tournament accolades at the Penn State Classic and outside hitter Erica Lott, in just her second week of collegiate volleyball action, received Mizuno Classic All-Tournament recognition.

The month of September continued with a sweep of Northern Colorado followed by four disappointing losses, including a four-gamer against No. 24 Utah to open up MWC play. BYU rebounded to close out the month with a sweep of New Mexico, sparking a five-match winning streak.

In October, the Cougars compiled an 8-3 record, earning sweeps of Weber State, San Diego State and Air Force (twice) as well as posting wins over UNLV, Utah Valley State College and New Mexico in the second matchup of the season. BYU stepped out of MWC play for a match against Notre Dame and came away from a nail-biting five-game match with the win. A surprising loss at Wyoming accompanied losses to No. 14 Utah and No. 7 Colorado State during the month.

The Cougars opened November with wins at UNLV and SDSU. In the last weekend of regular-season play, then-No. 9 Colorado State came to town looking to dominate. BYU came out tough, taking the first game 30-18 and eventually forcing a fifth game in which the Cougars had three match points. However, the Rams proved resilient in the end, pulling out the 17-15 game-five win to take the match.

After sweeping Wyoming to end regular-season MWC play and San Diego State in the first round of the MWC Tournament, BYU once again met up with the Rams, this time on the CSU home court. The Cougars found their MWC title hopes dashed with a four-game loss to the Rams.

2004 SEASON NOTABLES

NO BAD LOSSES

While BYU's 11 losses were uncharacteristic, eight of those losses came to teams that finished the season ranked or that received votes in the final USA Today/CSTV Top 25 Coaches Poll. Those losses included five-game defeats against No. 13 Saint Mary's and No. 19 Colorado State; four-game losses to No. 7 Penn State, No. 9 UCLA, Utah (received votes) and No. 19 Colorado State; and sweeps at the hands of No. 19 Colorado State and Utah (received votes). The Cougars suffered only two three-game losses on the season while sweeping 12 opponents, including a string of four foes in a row.

HARTSOCK DOMINATES

Sophomore Lindsay Hartsock stunned opponents with her blocking prowess, stuffing every team on her way to being named the Collegiate Volleyball Update Blocker of the Year. Hartsock finished the season ranked first in the MWC and second in the nation, averaging 1.86 blocks per game. The 6-foot-4 Idaho native was one of just three players in the nation to finish the season with more than 200 blocks (205) as she led the Cougars in blocking 21 times on the season, including a career-high 13 rejections against then-No. 9 Colorado State. Hartsock also finished second in the MWC and was 25th in the nation in hitting percentage with a .380 efficiency. She earned All-MWC accolades and MWC Player of the Week honors for her efforts.

HOME SWEET HOME

The Smith Fieldhouse once again proved magical as the Cougars went 11-5 at home in front of an average of 1,158 fans per match, the 28th-best home attendance mark in the nation. BYU was 5-6 on the road and 3-0 in neutral court contests.

BYU PLAYER 2005 SEASON & CAREER HIGHS

	Kills	Hitting	Assists	Aces	Digs	Blocks
#1 CHELSEA GOODMAN CAREER	21 <i>same</i>	.438 .500	2 <i>same</i>	2 <i>same</i>	15 <i>same</i>	3 <i>same</i>
#2 JANVIER BEAUMONT CAREER	- <i>same</i>	- <i>same</i>	2 <i>same</i>	2 <i>same</i>	15 <i>same</i>	- <i>same</i>
#3 LINDSEY EVANS CAREER	- 1	- <i>same</i>	2 4	1 3	27 33	- <i>same</i>
#5 LAUREN RICHARDS EVANS CAREER	3 20	.333 .700	62 65	3 8	14 15	9 13
#9 LEXI BROWN PATTERSON CAREER	6 18	.438 .733	- 1	- 3	2 9	3 12
#10 ERICA LOTT CAREER	22 <i>same</i>	.464 .722	1 3	4 5	11 <i>same</i>	5 <i>same</i>
#11 ANNIE KEMP CAREER	- <i>same</i>	- <i>same</i>	2 <i>same</i>	1 2	16 <i>same</i>	- <i>same</i>
#12 CATHERINE PARKER CAREER	1 10	1.000 <i>same</i>	1 <i>same</i>	- -	- 3	- 7
#13 BRYN PORTER CAREER	6 <i>same</i>	.455 <i>same</i>	- <i>same</i>	2 <i>same</i>	- <i>same</i>	3 <i>same</i>
#14 LINDSY HARTSOCK CAREER	21 <i>same</i>	.800 .846	2 4	5 6	6 8	6 13
#15 AMY SCHLAUDER CAREER	3 <i>same</i>	1.000 <i>same</i>	56 <i>same</i>	1 <i>same</i>	9 <i>same</i>	- <i>same</i>
#44 RACHEL DYER CAREER	15 <i>same</i>	.526 <i>same</i>	3 <i>same</i>	1 <i>same</i>	4 <i>same</i>	8 <i>same</i>

2005 BYU Record ...

	TEAM RECORD W-L
Overall	11-0
Conference	4-0
Home	5-0
Away	5-0
Neutral	1-0
3 games	3-0
4 games	3-0
5 games	5-0
when win first game	6-0
when win first two games	4-0
when lose first game	4-0
when lose first two games	1-0
when attack pct. over .400	0-0
when attack pct. over .300	6-0
when attack pct. over .200	9-0
when attack pct. under .200	2-0
when have higher attack percentage	11-0
when opponent has higher attack percentage	0-0
when have more kills	8-0
when opponent has more kills	3-0
when have more aces	8-0
when opponent has more aces	2-0
when have same aces as opponent	1-0
when have more service errors	7-0
when opponent has more service errors	3-0
when have same service errors	1-0
when have more return errors	1-0
when opponent has more return errors	9-0
when have same return errors as opponent	1-0
when have 5 or less return errors	7-0
when have more than 5 return errors	2-0
when have more digs	9-0
when opponent has more digs	1-0
when have same digs	1-0
when have more team blocks	9-0
when opponent has more team blocks	2-0
when have same team blocks	0-0
on Mondays	0-0
on Tuesdays	0-0
on Wednesdays	2-0
on Thursdays	1-0
on Fri days	4-0
on Saturdays	4-0

2005 MATCH-BY-MATCH LEADERS

OPPONENT	KILLS	ATTEMPTS	ATTACK % (Min 10 Att.)	ASSISTS	DIGS	TOTAL BLOCKS	Times Led (including ties)
NEVADA	LOTT - 18	LOTT - 48	HARTSOCK - .320	RICHARDS EVANS - 44	KEMP - 15	RICHARDS EVANS - 5 HARTSOCK - 5	<u>Kills</u> Goodman - 5 Lott - 4 Hartsock - 3
MONTANA STATE	LOTT - 15	LOTT - 36	DYER - .526	RICHARDS EVANS - 45	EVANS - 10	RICHARDS EVANS - 4 RICHARDS EVANS - 9 HARTSOCK - 4	<u>Attempts</u> Goodman - 7 Lott - 5
KANSAS	HARTSOCK - 20	LOTT - 42	HARTSOCK - .633	RICHARDS EVANS - 62	KEMP - 16	DYER - 6 DYER - 3	<u>Attack %</u> Hartsock - 7 Dyer - 2 Lott - 1
IDAHO STATE	GOODMAN - 16	GOODMAN - 34	LOTT - .464	RICHARDS EVANS - 46	R. EVANS - 11 KEMP - 11	RICHARDS EVANS - 9 HARTSOCK - 4	Brown Patterson - 1
UTAH STATE	GOODMAN - 20	GOODMAN - 32	HARTSOCK - .560	RICHARDS EVANS - 58	EVANS - 12	DYER - 6 DYER - 3	<u>Assists</u> Richards Evans - 10 Schlauder - 1
DUKE	LOTT - 22	LOTT - 61	DYER - .318	RICHARDS EVANS - 60	EVANS - 27	DYER - 3 HARTSOCK - 3	<u>Digs</u> Evans - 7 Kemp - 4 Richards Evans - 1 Goodman - 1
OHIO STATE	GOODMAN - 21	GOODMAN - 59	HARTSOCK - .500	SCHLAUDER - 56	EVANS - 22	LOTT - 3 BROWN PATTERSON - 3 DYER - 8	<u>Total Blocks</u> Dyer - 5 Hartsock - 5 Richards Evans - 3 Lott - 1 Brown Patterson - 1
NEW MEXICO	GOODMAN - 19	GOODMAN - 35	HARTSOCK - .720	RICHARDS EVANS - 54	EVANS - 12	DYER - 5	
AIR FORCE	HARTSOCK - 19 HARTSOCK - 21	LOTT - 35 GOODMAN - 48	HARTSOCK - .529	RICHARDS EVANS - 54	GOODMAN - 12 KEMP - 12	HARTSOCK - 6 HARTSOCK - 4	
UTAH	GOODMAN - 17	GOODMAN - 43	BROWN PATTERSON - .312	RICHARDS EVANS - 52	EVANS - 20		
TCU	LOTT - 13	GOODMAN - 30	HARTSOCK - .800	RICHARDS EVANS - 23	EVANS - 10		
COLORADO STATE							
WYOMING							
AIR FORCE							
NEW MEXICO							
UTAH VALLEY STATE COLLEGE							
SAN DIEGO STATE							
UNLV							
WEBER STATE							
TCU							
UTAH							
COLORADO STATE							
WYOMING							
SAN DIEGO STATE							
UNLV							
MOUNTAIN WEST TOURNAMENT							
EASTERN WASHINGTON							
NCAA TOURNAMENT							

The Automated ScoreBook
Brigham Young Univ. Combined Team Statistics (as of Sep 30, 2005)
All matches

RECORD:	OVERALL	HOME	AWAY	NEUTRAL
ALL MATCHES.....	(11-0)	(5-0)	(4-0)	(2-0)
CONFERENCE.....	(4-0)	(2-0)	(2-0)	(0-0)
NON-CONFERENCE.....	(7-0)	(3-0)	(2-0)	(2-0)

##	STATS	SUMMARY	-----ATTACK-----					--SET--		---SERVE---			--DIG--			-----BLOCKING-----					Points		
			G	K	K/G	E	TA	Pct	A	A/G	SA	SE	SA/G	RE	DIG	D/G	BS	BA	Total	B/G		BE	BHE
12	PARKER, Catherine		2	1	0.50	0	1	1.000	1	0.50	0	0	0.00	0	0	0.00	0	0	0	0.00	0	0	1.0
15	SCHLAUDER, Amy		8	4	0.50	0	6	.667	81	10.12	1	1	0.12	0	15	1.88	0	1	1	0.12	1	1	5.5
14	HARTSOCK, Lindsay		46	156	3.39	25	278	.471	7	0.15	11	20	0.24	1	24	0.52	3	44	47	1.02	3	2	192.0
44	DYER, Rachel		46	115	2.50	39	232	.328	10	0.22	4	23	0.09	0	19	0.41	2	44	46	1.00	4	1	143.0
10	LOTT, Erica		45	168	3.73	67	412	.245	3	0.07	13	33	0.29	9	73	1.62	8	14	22	0.49	6	0	196.0
1	GOODMAN, Chelsea		46	178	3.87	78	427	.234	10	0.22	8	21	0.17	9	99	2.15	0	17	17	0.37	2	0	194.5
9	PATTERSON, Lexi		40	48	1.20	21	147	.184	0	0.00	0	0	0.00	0	11	0.28	1	18	19	0.47	1	0	58.0
13	PORTER, Bryn		11	11	1.00	7	31	.129	0	0.00	2	3	0.18	0	0	0.00	1	5	6	0.55	2	0	16.5
5	EVANS, Lauren		40	23	0.57	17	67	.090	509	12.73	19	35	0.47	0	86	2.15	2	39	41	1.02	3	11	63.5
2	BEAUMONT, Janvier		46	0	0.00	0	0	.000	6	0.13	10	25	0.22	5	63	1.37	0	0	0	0.00	0	0	10.0
11	KEMP, Annie		36	0	0.00	0	0	.000	5	0.14	1	7	0.03	11	70	1.94	0	0	0	0.00	0	1	1.0
3	EVANS, Lindsey		44	0	0.00	0	1	.000	5	0.11	3	2	0.07	13	136	3.09	0	0	0	0.00	0	1	3.0
	TEAM																						
	BRIGHAM YOUNG UNIV..		46	704	15.30	255	1603	.280	637	13.85	72	170	1.57	51	596	12.96	17	182	108.0	2.35	22	17	884.0
	Opponents.....		46	576	12.52	300	1613	.171	532	11.57	51	118	1.11	72	542	11.78	18	134	85.0	1.85	23	16	712.0

TEAM STATISTICS	BY	OPP	DATE	OPPONENT	W/L	SCORE	SCORE-BY-GAME	ATTEND
ATTACK.....			Aug 27	at Nevada	W	3-2	24-30,30-20,30-26,23-30,15-10	727
Kills.....	704	576	Sep 01	MONTANA STATE	W	3-0	30-21,30-20,30-28	1510
Errors.....	255	300	Sep 02	KANSAS	W	3-1	30-27,28-30,30-22,30-28	2135
Total Attacks....	1603	1613	09/07/05	at Idaho State	W	3-0	30-25,30-26,30-24	645
Attack Pct.....	.280	.171	Sep 10	UTAH STATE AGGIES	W	3-1	24-30,30-24,30-26,30-14	1842
Kills/Game.....	15.3	12.5	Sep 16	vs Duke	W	3-2	30-24,30-24,19-30,24-30,15-10	-
SET.....			1 Sep 17	vs #14 Ohio State	W	3-2	19-30,30-32,30-24,31-29,15-10	802
Assists.....	637	532	* Sep 23	at New Mexico	W	3-2	30-18,27-30,30-20,27-30,15-7	587
Attempts.....	1374	1308	* Sep 24	at Air Force	W	3-2	27-30,30-24,23-30,30-18,15-11	191
Assist Pct.....	.464	.407	* Sep 28	UTAH	W	3-1	24-30,30-26,30-24,30-25	3012
Assists/Game.....	13.8	11.6	* Sep 30	TCU HORNED FROGS	W	3-0	30-13,30-24,30-27	1349
SERVE.....								
Aces.....	72	51						
Errors.....	170	118						
Attempts.....	1221	1102						
Serve Pct.....	.861	.893						
Aces/Game.....	1.6	1.1						
SERVE RECEPTIONS....								
Errors.....	51	72						
Errors/Game.....	1.1	1.6						
Attempts.....	961	1023						
Reception Pct....	.947	.930						
DEFENSE.....								
Digs.....	596	542						
Digs/Game.....	13.0	11.8						
BLOCKING.....								
Block Solo.....	17	18						
Block Assist.....	182	134						
Total Blocks.....	108.0	85.0						
Blocks Per Game...	2.3	1.8						
Block Errors.....	22	23						
BALL HANDLING ERRORS	17	16						
ATTENDANCE.....								
Total.....	9848	2150						
Dates/Avg Per Date	5/1970	4/538						
Neutral site #/Avg	2/401							
Current win streak	11	-						
Home win streak...	5	-						

The Automated ScoreBook
Brigham Young Univ. Combined Team Statistics (as of Sep 30, 2005)
Conference matches

RECORD:	OVERALL	HOME	AWAY	NEUTRAL
ALL MATCHES.....	(4-0)	(2-0)	(2-0)	(0-0)
CONFERENCE.....	(4-0)	(2-0)	(2-0)	(0-0)
NON-CONFERENCE.....	(0-0)	(0-0)	(0-0)	(0-0)

##	STATS	SUMMARY	-----ATTACK-----					--SET--		----SERVE----			--DIG--			-----BLOCKING-----					Points		
			G	K	K/G	E	TA	Pct	A	A/G	SA	SE	SA/G	RE	DIG	D/G	BS	BA	Total	B/G		BE	BHE
15	SCHLAUDER, Amy		3	1	0.33	0	1	1.000	25	8.33	1	0	0.33	0	6	2.00	0	1	1	0.33	0	0	2.5
14	HARTSOCK, Lindsay		17	61	3.59	10	96	.531	5	0.29	3	7	0.18	0	2	0.12	1	19	20	1.18	0	1	74.5
10	LOTT, Erica		16	53	3.31	20	122	.270	0	0.00	4	10	0.25	3	22	1.38	2	8	10	0.62	0	0	63.0
9	PATTERSON, Lexi		17	20	1.18	7	49	.265	0	0.00	0	0	0.00	0	6	0.35	0	9	9	0.53	0	0	24.5
44	DYER, Rachel		17	37	2.18	18	73	.260	2	0.12	0	4	0.00	0	3	0.18	1	18	19	1.12	1	0	47.0
1	GOODMAN, Chelsea		17	64	3.76	34	156	.192	4	0.24	1	8	0.06	3	44	2.59	0	6	6	0.35	0	0	68.0
5	EVANS, Lauren		15	8	0.53	6	23	.087	183	12.20	9	10	0.60	0	28	1.87	2	13	15	1.00	1	6	25.5
12	PARKER, Catherine		1	0	0.00	0	0	.000	0	0.00	0	0	0.00	0	0	0.00	0	0	0	0.00	0	0	0.0
3	EVANS, Lindsey		15	0	0.00	0	0	.000	1	0.07	1	2	0.07	5	50	3.33	0	0	0	0.00	0	0	1.0
2	BEAUMONT, Janvier		17	0	0.00	0	0	.000	2	0.12	5	7	0.29	3	15	0.88	0	0	0	0.00	0	0	5.0
11	KEMP, Annie		15	0	0.00	0	0	.000	1	0.07	1	5	0.07	4	17	1.13	0	0	0	0.00	0	0	1.0
13	PORTER, Bryn		2	2	1.00	3	7	-.143	0	0.00	0	0	0.00	0	0	0.00	1	0	1	0.50	1	0	3.0
	TEAM																						
	BRIGHAM YOUNG UNIV..		17	246	14.47	98	527	.281	223	13.12	25	53	1.47	18	193	11.35	7	74	44.0	2.59	3	7	315.0
	Opponents.....		17	206	12.12	118	570	.154	191	11.24	18	58	1.06	25	156	9.18	4	68	38.0	2.24	9	5	262.0

TEAM STATISTICS	BY	OPP	DATE	OPPONENT	W/L	SCORE	SCORE-BY-GAME	ATTEND

ATTACK.....								
Kills.....	246	206	* Sep 23	at New Mexico	W	3-2	30-18,27-30,30-20,27-30,15-7	587
Errors.....	98	118	* Sep 24	at Air Force	W	3-2	27-30,30-24,23-30,30-18,15-11	191
Total Attacks....	527	570	* Sep 28	UTAH	W	3-1	24-30,30-26,30-24,30-25	3012
Attack Pct.....	.281	.154	* Sep 30	TCU HORNED FROGS	W	3-0	30-13,30-24,30-27	1349
Kills/Game.....	14.5	12.1						
SET.....								
Assists.....	223	191						
Attempts.....	402	406						
Assist Pct.....	.555	.470						
Assists/Game.....	13.1	11.2						
SERVE.....								
Aces.....	25	18						
Errors.....	53	58						
Attempts.....	454	392						
Serve Pct.....	.883	.852						
Aces/Game.....	1.5	1.1						
SERVE RECEPTIONS....								
Errors.....	18	25						
Errors/Game.....	1.1	1.5						
Attempts.....	315	374						
Reception Pct....	.943	.933						
DEFENSE.....								
Digs.....	193	156						
Digs/Game.....	11.4	9.2						
BLOCKING.....								
Block Solo.....	7	4						
Block Assist.....	74	68						
Total Blocks.....	44.0	38.0						
Blocks Per Game...	2.6	2.2						
Block Errors.....	3	9						
BALL HANDLING ERRORS								
	7	5						
ATTENDANCE.....								
Total.....	4361	778						
Dates/Avg Per Date	2/2180	2/389						
Neutral site #/Avg	0/0							
Current win streak	4	-						
Home win streak...	2	-						