

# BYUBASKETBALL

Kyle Chilton, BYU Athletic Communications | O: 801-422-4909 | C: 801-372-2080 | kyle\_chilton@byu.edu | 30 Smith Fieldhouse | Provo, UT | 84602

## BYU 2016-17 SCHEDULE

O29	Sat	Seattle Pacific (Exh)	BYUtv W, 102-82
N9	Fri	BYU-Hawaii (Exh)	BYUtv W, 110-63
N14	Mon	Princeton\$	ESPN2 W, 82-73
N17	Thu	Coppin State#	BYUtv W, 96-59
N19	Sat	Coastal Carolina#	BYUtv W, 81-65
N21	Mon	vs. Saint Louis#	YouTube 6:30 p.m.
N23	Wed	vs. Alabama/Valparaiso#	YouTube/ESPN2 TBA
N26	Sat	Utah Valley	TBA 4 p.m.
N30	Wed	vs. Utah State ^	BYUtv 7 p.m.
D3	Sat	vs. USC+	ESPNU 5 p.m.
D7	Wed	Weber State	BYUtv 7 p.m.
D10	Sat	Colorado	ESPN2 8 p.m.
D17	Sat	vs. Illinois@	B10 Network 8:30 p.m.
D20	Tue	Idaho State	BYUtv 7 p.m.
D22	Thu	CSU Bakersfield	BYUtv 7 p.m.
D29	Thu	Santa Clara*	BYUtv 7 p.m.
D31	Sat	at Loyola Marymount*	ROOT RM 1 PM
J5	Thu	at Saint Mary's*	ESPN Networks TBA
J7	Sat	Pacific*	BYUtv 7 p.m.
J12	Thu	San Francisco*	BYUtv 7 p.m.
J14	Sat	at San Diego*	Spectrum SN 7 p.m.
J19	Thu	Pepperdine*	BYUtv 7 p.m.
J21	Sat	at Pacific*	CSN BA/ROOT NW 3 p.m.
J26	Thu	at Santa Clara*	ESPNU 8 p.m.
J28	Sat	Loyola Marymount*	BYUtv 7 p.m.
F2	Thu	Gonzaga*	ESPN2 9 p.m.
F4	Sat	Portland*	BYUtv 7 p.m.
F9	Thu	at Pepperdine*	ESPNU 8 p.m.
F11	Sat	at San Francisco*	CSN CA/ROOT NW 8 p.m.
F16	Thu	San Diego*	ESPNU 9 p.m.
F18	Sat	Saint Mary's*	ESPN2 8 p.m.
F23	Thu	at Portland*	ROOT RM 7 p.m.
F25	Sat	at Gonzaga*	ESPN Networks TBA
M2-7		WCC Championships	ESPN Networks/BYUtv TBA

\$ ESPN Tip-Off Marathon  
 # Men Who Speak Up Main Event  
 ^ at Vivint Smart Home Arena  
 + Basketball Hall of Fame's 2016 HoopHall LA  
 @ State Farm Chicago Legends  
 \* WCC Game  
 All times local to site

## SOCIAL MEDIA

Website: www.BYUcougars.com

Facebook: /BYUbasketball | /BYUcougars

Twitter: @BYUbasketball | @BYUcougars

Instagram: BYUcougars

Vine: BYUcougars

Hashtags: #BYUhoops #GoCougs

\*\*Follow @BYUgamenotes on Twitter for in-game Cougar achievements, milestones and notes.\*\*



## Saint Louis (2-1, 0-0 Atlantic 10) BILLIKENS

Head Coach ..... Travis Ford  
 Alma Mater ..... Kentucky, 1994  
 Career Record ..... 347-258 (20th)  
 Record at St. Louis ..... 2-1 (1st)

## GAME INFORMATION

TV ..... YouTube  
 TV Talent ..... TBA (play-by-play)  
 ..... TBA (analyst)  
 Live Video ..... YouTube  
 Radio ..... Cougar IMG Sports Network  
 ... KSL 102.7 FM/1160 AM, BYU Radio - Sirius XM 143  
 Radio Talent ..... Greg Wrubell (play-by-play)  
 ..... Mark Durrant (analyst)  
 Live Stats ..... BYUcougars.com

## SERIES INFORMATION

Series Record ..... BYU leads 3-1  
 Last Meeting ... Saint Louis won 86-74, 1/5/54  
 H/A/N ..... 1-0/1-1/1-0



## BYU (3-0, 0-0 WCC) COUGARS

Head Coach ..... Dave Rose  
 Alma Mater ..... Houston, 1983  
 Career Record ..... 286-99 (12th)  
 Record at BYU ..... Same

## BYU STORYLINES

- Eric Mika concluded a dominant first week with 19 points, 11 rebounds and 3 blocks vs. Coastal Carolina. Through three games, the sophomore is averaging 21.0 points, 11.3 rebounds and 2.7 blocks per game.
- BYU is 2-0 in the Men Who Speak Up Main Event with home wins over Coppin State and Coastal Carolina. The Cougars play Saint Louis on Monday at the MGM Grand in Las Vegas at 6:30 p.m. PST in the first game of the Heavy Weight Bracket. BYU will play Alabama or Valparaiso on Wednesday.



## BYU'S PROJECTED STARTING LINEUP (BASED ON STARTERS FROM PREVIOUS GAME)



### #5 | L.J. Rose

Guard  
 6-3 | 200 | Sr.  
 Houston, Texas  
 Houston

GP/GS	MPG	Pts	Reb	Ast	Stl	FG%	3PT%	FT%
3/3	28.3	6.0	4.0	5.7	0.7	.357	.333	.750

**Last Game:** Had 9 points, 6 rebounds, 9 assists and 1 steal vs. Coastal Carolina  
**Notes:** Has posted increasing assist numbers each game (3, 5 and 9) ... a transfer from Houston ... averaged 9.8 points and 5.3 assists in 2014-15 at Houston ... averaged 8.9 points and 5.5 assists in 2013-14 at Houston ... missed all but two games in 2015-16 because of injury.



### #4 | Nick Emery

Guard  
 6-2 | 185 | So.  
 Alpine, Utah  
 Lone Peak HS

GP/GS	MPG	Pts	Reb	Ast	Stl	FG%	3PT%	FT%
3/3	27.3	14.0	4.0	3.3	1.7	.471	.263	1.000

**Last Game:** Totaled 14 points, 2 boards, 3 assists and 1 steal vs. Coastal Carolina  
**Notes:** Named to preseason All-WCC Team ... a watch list member for the Jerry West Award ... has scored in double figures in 16-straight games ... All-WCC Second Team, All-WCC Freshman Team in 2015-16 ... first all-time by a BYU freshman and 4th overall for 3s in a season with 97.



### #30 | TJ Haws

Guard  
 6-4 | 170 | Fr.  
 Alpine, Utah  
 Lone Peak HS

GP/GS	MPG	Pts	Reb	Ast	Stl	FG%	3PT%	FT%
3/3	28.7	13.0	3.7	2.3	1.3	.387	.438	.800

**Last Game:** Had 8 points, 4 rebounds and a career-best 5 assists vs. Coastal Carolina  
**Notes:** Has hit at least one 3 in all 3 games ... is the 4th BYU freshman to score 20-plus points in his Cougar debut ... a four-time 5A Utah state champion (2011, 2012, 2013, 2014) ... career totals of 1,896 points (18.4 ppg) and 264 3-pointers at Lone Peak.



### #21 | Kyle Davis

Forward  
 6-8 | 225 | Jr.  
 Draper, Utah  
 Utah State

GP/GS	MPG	Pts	Reb	Ast	Blk	FG%	3PT%	FT%
3/3	19.7	6.3	5.7	1.0	1.0	.533	.000	.429

**Last Game:** Shot 4 of 5 from the field for 8 points, 6 boards and 2 assists vs. Coastal Carolina  
**Notes:** Has started all 39 games played at BYU ... has 16 multiblock games at BYU ... had 8 double-doubles in 2015-16 ... scored in double figures in 28 games ... scored 20-plus points 4 times ... WCC All-Academic First Team ... received Silver Honors on the WCC Commissioner's Honor Roll.



### #12 | Eric Mika

Forward  
 6-10 | 230 | So.  
 Alpine, Utah  
 Lone Peak HS

GP/GS	MPG	Pts	Reb	Ast	Blk	FG%	3PT%	FT%
2/2	24.5	22.0	11.5	2.0	2.5	.591	.000	.900

**Last Game:** Posted a double-double with 19 points, 11 rebounds and 3 blocks vs. Coastal Carolina  
**Notes:** Opened the season with career highs of 26 points, 18 rebounds vs. Princeton ... named to preseason All-WCC Team ... has 2 double-doubles ... a watch list member for the Kareem Abdul-Jabbar Center of the Year Award ... as a freshman in 2013-14, named to the All-WCC Freshman Team

## OFF THE BYU BENCH


No.	Name	Pos.	Ht.	Wt.	Yr.	Pts.	Reb.	Hometown (Previous School)	Notes
2	Zach Frampton	G	6-3	185	Fr.	0.0	2.5	Highland, Utah (Lone Peak HS)	Grabbed 4 rebounds in his BYU debut against Coppin State
3	Elijah Bryant	G	6-5	210	So.	8.3	6.0	Gwinnett, Georgia (Elon)	Scored 9 points and added 5 rebounds, 3 assists and 1 block vs. Coastal Carolina
10	Steven Beo	G	6-3	180	Fr.	0.0	0.5	Richland, Washington (Richland HS)	Had 1 rebound and 1 assist vs. Coppin State
13	Colby Leifson	G	6-4	190	Fr.	1.5	1.5	Suwanee, Georgia (North Gwinnett HS)	Hit his first career 3 and added 3 rebounds vs. Coppin State
15	Payton Dastrup	F	6-10	250	Fr.	4.5	1.0	Mesa, Arizona (Mountain View HS)	Scored 9 points on 4 of 6 shooting against Coppin State
23	Yoeli Childs	F	6-8	225	Fr.	5.7	8.0	South Jordan, Utah (Bingham HS)	Posted 8 points, 15 rebounds, 3 assists, a block and a steal vs. Coppin State
24	Davin Guinn	F	6-5	190	Jr.	3.7	0.0	Murrieta, California (UC Riverside)	Hit a pair of 3s for 6 points against Coastal Carolina
31	Braiden Shaw	F	6-9	210	So.	1.0	1.5	Eagle, Idaho (Eagle HS)	Had 2 points and 2 boards vs. Coppin State
40	Jamal Aytes	F	6-6	235	Jr.	3.7	2.0	San Diego, California (UNLV)	Totaled 4 points and 3 boards vs. Coastal Carolina
44	Corbin Kaufusi	C	6-10	260	Jr.	0.0	0.0	Provo, Utah (Timpview HS)	Started 23 games, had 42 blocks in 2015-16 ... will join the team after football season

\*Stats from previous school ^ Sitting out due to NCAA transfer rules

#BYUhoops

**Career Highlights**

- 286-99 overall record (second all-time at BYU in wins) for a BYU record .743 winning percentage
- Eighth among active coaches in the NCAA in career winning percentage
- Reached 200 career victories in his 259th game as a head coach, 15th fastest in NCAA history
- With 283 victories through 11 seasons is tied for fifth all-time for best career starts by wins in NCAA history
- With 257 victories through 10 seasons is sixth all-time for best career starts by wins in NCAA history
- With 232 victories through nine seasons is fifth all-time for best career starts by wins in NCAA history
- With 209 victories through first eight seasons is fourth all-time for best career starts by wins in NCAA history
- With 185 victories through first seven seasons is fourth all-time for best career starts by wins in NCAA history
- With 159 victories through first six seasons is tied for third all-time for best career starts by wins in NCAA history
- With 127 victories through five seasons is sixth all-time for best career starts by wins in NCAA history
- Streak of 11-consecutive 20-win seasons is tied for 12th all-time in NCAA history and tied for the seventh longest current streak
- Four Mountain West Conference regular season titles, a BYU record
- Three-time MWC Coach of the Year (2006, 2007, 2011)
- Two-time USBWA District VIII Coach of the Year (2006, 2011)
- Naismith Coach of the Year Finalist in 2011
- Honorable Mention for National Coach of the Year by Scout.com (2006)
- Eight trips to the NCAA tournament (a BYU record), including six-consecutive trips from 2007 to 2012 (a BYU record) and back-to-back appearances in 2014 and 2015
- Six-consecutive 25-win seasons (2006-11) and 11-consecutive 20-win seasons, both BYU records
- Holds top two spots for wins in a season in BYU history with 32 in 2010-11 and 30 in 2009-10
- Only BYU coach to win at least 20 games in each of his first 11 seasons
- Took BYU to the Sweet 16 in 2011 for the first time since 1981
- Coached Jimmer Fredette, the 2011 Consensus National Player of the Year
- Has coached five conference players of the year (Keena Young, Lee Cummar, Jimmer Fredette, Tyler Haws, Kyle Collinsworth)
- Inducted into the Dixie State Athletics Hall of Fame on Sept. 14, 2013



**Coaching Experience**

- BYU Head Coach (2005-present)
- BYU Associate Head Coach (2000-2005)
- BYU Assistant Coach (1997-2000)
- Dixie State Head Coach (1990-1997)
- Dixie State Assistant Coach (1987-1990)
- Assistant coach at Pine View High School (1986-87)
- Head coach at Millard High School (1983-86)

**Service**

- A member of the National Coaches vs. Cancer Council
- Assisting with the Hope Lodge, a facility to be constructed in Salt Lake City to house families of cancer patients
- NABC Game Pillar Award for Service in 2008
- 63rd recipient of the Dale Rex Memorial Award
- Honorary Chair of the Children with Cancer Christmas Foundation
- Was the first coach in the state of Utah to participate in the American Cancer Society's nationwide Coaches vs. Cancer campaign
- Lobbied before Congress for more funding for cancer research in September 2010

**Education**

- Houston (1983, B.A.)

**Playing Career**

- Played baseball and basketball at Dixie State College
- Played for Houston from 1980-83 (played in 1980-81 and 82-83, redshirted in 1981-82)
- Co-captain on the famous "Phi Slama Jama" team that featured Hakeem (then Akeem) Olajuwon and Clyde Drexler
- Helped Houston achieve a No. 1 ranking and reach the national championship game in 1983

**Mission**

- Manchester England (1977-79)

**Personal/Family**

- Wife: Cheryl
- Children: Daughter Chanell and husband Brock Reichner, son Garrett and wife Brooke, daughter Taylor
- Dave and Cheryl Rose have eight grandchildren

**ROSE'S BYU COACHING LEDGER**

Season	Overall	Pct.	Home	Pct.	Away	Pct.	Neutral	Pct.	Conf.	Pct.	Tourney	NCAA/NIT
05-06	20-9	.690	14-1	.933	5-7	.417	1-1	.500	12-4	.750	0-1	0-1 NIT
06-07	25-9	.735	17-0	1.000	6-7	.462	2-2	.500	13-3	.813	2-1	0-1 NCAA
07-08	27-8	.771	16-0	1.000	8-5	.615	3-3	.500	14-2	.875	2-1	0-1 NCAA
08-09	25-8	.758	14-2	.875	9-3	.750	2-3	.400	12-4	.750	1-1	0-1 NCAA
09-10	30-6	.833	15-1	.938	10-4	.714	5-1	.833	13-3	.813	1-1	1-1 NCAA
10-11	32-5	.865	13-1	.929	10-1	.909	9-3	.750	14-2	.875	2-1	2-1 NCAA
11-12	26-9	.743	13-3	.813	8-3	.727	5-3	.625	12-4	.750	1-1	1-1 NCAA
12-13	24-12	.667	15-3	.833	7-5	.583	2-4	.333	10-6	.625	0-1	3-1 NIT
13-14	23-12	.657	14-1	.933	5-8	.385	4-3	.571	13-5	.722	2-1	0-1 NCAA
14-15	25-10	.714	13-3	.813	8-3	.727	4-4	.500	13-5	.722	2-1	0-1 NCAA
15-16	26-11	.703	16-2	.889	6-6	.500	4-3	.571	13-5	.722	2-1	3-1 NIT
16-17	3-0	1.000	3-0	1.000	0-0	.000	0-0	.000	0-0	.000	-	-
<b>Totals</b>	<b>286-99</b>	<b>.743</b>	<b>163-17</b>	<b>.906</b>	<b>82-52</b>	<b>.612</b>	<b>41-30</b>	<b>.577</b>	<b>139-43</b>	<b>.764</b>	<b>14-11</b>	<b>10-11</b>

**CURRENT MOST CONSECUTIVE DIVISION I 20-WIN SEASONS**

Coach, School	Years	No.
Mike Krzyzewski, Duke	1997-2016	20
Bill Self, Tulsa, Illinois, Kansas	1999-2016	18
Mark Few, Gonzaga	2000-2016	17
Thad Matta, Butler, Xavier, Ohio State	2001-2016	16
Rick Pitino, Louisville	2003-2016	14
Roy Williams, North Carolina	2005-2016	12
Dave Rose, BYU	2006-2016	11
Keith Dambrot, Akron	2006-2016	11
Steve Fisher, San Diego State	2006-2016	11

**BEST CAREER STARTS BY WINS, 11 SEASONS**

Coach, School	Date	W	L	Pct.
Roy Williams, Kansas	1989-99	305	72	.809
Thad Matta, Butler, Xavier, OSU	2001-11	292	88	.768
Mark Few, Gonzaga	2000-10	291	73	.799
Jamie Dixon, Pittsburgh	2004-14	288	96	.750
Dave Rose, BYU	2006-16	283	99	.741
Sean Miller, Xavier, Arizona	2005-15	283	99	.741
Everett Case, NC State	1947-57	280	71	.798
Denny Crum, Louisville	1972-82	263	74	.780
Jim Boeheim, Syracuse	1977-87	261	84	.757
Nolan Richardson, Tulsa, Arkansas	1981-91	260	92	.739

**ROSE'S MILESTONE VICTORIES**

Win	Date	Opponent	Score	Record
25	12/06/06	San Jose State	81-69	25-11 (.694)
50	11/23/07	vs. No. 6 Louisville	78-76	50-18 (.735)
75	11/20/08	North Florida	74-41	75-26 (.743)
100	11/20/09	at Hawaii	83-65	100-34 (.746)
125	03/06/10	at TCU	107-77	125-38 (.767)
150	02/09/11	at Air Force	90-52	150-42 (.781)
175	01/16/12	at San Diego	82-63	175-49 (.781)
200	01/19/13	San Diego	74-57	200-59 (.772)
225	02/06/14	Santa Clara	89-76	225-75 (.750)
250	02/07/15	at Loyola Marymount	87-68	250-86 (.744)
275	02/11/16	at San Francisco	114-89	275-96 (.741)

**BYU VS. SAINT LOUIS**

Overall Series Record: BYU leads 3-1  
 BYU Record in Provo: 1-0  
 BYU Record at Saint Louis: 1-1  
 BYU Record at Neutral Sites: 1-0  
 BYU Record Under Dave Rose: 0-0

**Series vs. Saint Louis**

1-5-54	at Saint Louis	74-86	L
12-22-52	Saint Louis	86-69	W
3-12-51	vs. Saint Louis*	75-58	W
12-31-30	at Saint Louis	37-32	W

**Saint Louis' projected starting lineup**

No.	Name	Ht.	Pos.	Ppg	Rpg
5	Davell Roby	6-4	G	16.3	3.7
35	Reggie Agbeko	6-7	F	16.0	10.3
33	Elliott Welmer	6-9	F	12.3	3.7
11	Jermaine Bishop	6-1	G	9.3	2.3
32	Mike Crawford	6-4	G	5.3	6.0

**Saint Louis' last game**

W, 74-69 vs. Eastern Illinois, 11/17/16


BYU	CATEGORY	SLU
3-0, 0-0	W-L	2-1, 0-0
7-3	Last 10	4-6
4-1	Last 5	3-2
86.3	PPG	75.3
65.7	Opp PPG	76.7
+20.7	Margin	-1.3
.469	FG%	.435
.323	FG% Def	.395
.303	3FG%	.365
6.7	3FG/Game	6.3
.222	Opp 3FG%	.378
.740	FT%	.663
53.7	RPG	37.0
40.7	Opp RPG	40.0
+13.0	Margin	-3.0
18.7	Assist/Game	13.7
15.7	TO/Game	14.3
10.3	Opp TO/Game	14.0
-5.3	Margin	-0.3
5.7	Blocks/Game	5.0
6.3	Steals/Game	6.7

**BY THE NUMBERS**

- 4** TJ Haws scored 20 points in the season opener against Princeton to become the fourth Cougar in team history to score 20-plus in his BYU debut. The other Cougars to achieve the mark are Mike Rose (26 points), Shaw Bradley (23) and Russell Larson (21).
- 5** The number of players Dave Rose has on the 2016-17 roster with extensive starting experience at the NCAA Division I level. Kyle Davis has started 80 career games, including all 37 for BYU last season and 43 between his freshman and sophomore seasons at Southern Utah and Utah State. Nick Emery started 32 games last season, Eric Mika started 29 games his freshman year and Corbin Kaufusi has 36 starts in two seasons. L.J. Rose started 44 games at Houston before transferring to BYU.
- 6** The number of BYU players who were ranked in the top 100 of their respective recruiting classes, including: Yoeli Childs (53rd in 2016), Payton Dastrup (98th in 2014), Nick Emery (45th in 2013), TJ Haws (67th in 2014), Eric Mika (28th in 2013) and L.J. Rose (63rd in 2012).
- 8** The 2016-17 roster includes seven players who have lettered at BYU who have combined to earn eight letters for the Cougars. In Dave Rose's 12 seasons at the helm, this is his youngest season in total number of letters earned on the roster. The 2015-16 team is Rose's second-youngest team with five returning players that had a combined nine letters. Rose's most experienced teams were in 2010-11 and 2014-15 as each had 17 letters earned entering the season.
- 9** The number of offensive rebounds secured by Eric Mika against Princeton, tying the BYU single-game record. The record was previously set by four other Cougars with Ron Selleaze being the most recent at Colorado State on Feb. 12, 1998.
- 11** The number of consecutive seasons BYU has won at least 20 games. BYU has also reached the postseason in 11-straight seasons. Both streaks are program records.
- 15** The number of rebounds secured by Yoeli Childs against Coastal Carolina, tied for fifth most by a BYU freshman. He also tied the BYU record for most defensive rebounds by a freshman with 12.
- 93** Eric Mika set a BYU single-season record with 93 offensive rebounds during his freshman season in 2013-14. Mika earned All-WCC Freshman Team honors that season before serving a mission for The Church of Jesus Christ of Latter-day Saints in Italy. He is a sophomore this season.
- 97** Nick Emery set a BYU freshman record with 97 3-pointers in 2015-16, also the fourth most all-time in a single season in school history. With 36 career games played, Emery is on track to become the second-fastest to 100 career 3s in BYU history. Chase Fischer made his 100th 3 at BYU in his 34th game as a Cougar.
- 286** Dave Rose (2005 to present) is second all-time in BYU basketball history with 286 career victories, behind only the great Stan Watts, who coached the Cougars to 371 wins from 1949 to 1972 and was inducted into the Naismith Memorial Basketball Hall of Fame in 1986.

**THE BASKETBALL HALL OF FAME: HOOPHALL AWARDS**

BYU has two players named to preseason watch lists for awards presented by The Basketball Hall of Fame. Nick Emery is a candidate for the Jerry West Award – presented to the nation's top shooting guard – and Eric Mika is a candidate for the Kareem Abdul-Jabbar Award – presented to the nation's top center.



**LAST TIME OUT – MIKA, EMERY HIGHLIGHT BYU'S 81-65 VICTORY OVER COASTAL CAROLINA**

PROVO, Utah – Eric Mika and Nick Emery's double-digit scoring highlighted BYU's 81-65 victory over Coastal Carolina Saturday night at the Marriott Center.

Eric Mika earned his second double-double of the season with 19 points and 11 rebounds while adding three blocks to the Cougar defense. Sophomore Nick Emery tallied 14 points while senior L.J. Rose and Elijah Bryant each contributed nine points. BYU (3-0) shot 48 percent from the field while holding CCU (1-3) to 34 percent.

BYU took control from the beginning as Emery set the tone for the first half with two 3-pointers. Senior Kyle Davis hit a jumper to increase the Cougars' lead 8-4 with 16:19 left. BYU continued to feed off the momentum as TJ Haws added a shot in the paint to extend the Cougars' advantage to 13-8. The Chanticleers cut the deficit to two before Davis responded with a layup to give BYU a 15-11 lead with 11:53 on the clock.

Rose added to the Cougars' offensive drive with a shot from the arc to increase BYU's lead to eight. Forward Yoeli Childs capped off a 7-1 run with a jumper to extend BYU's lead to nine at 23-14 with 8:53 left.

Both teams remained scoreless for over two minutes before the Chanticleers scored from under the basket. Davis responded with a jumper to keep the Cougars ahead by nine. Junior Jamal Aytes got on the board with a basket to give BYU its first double-digit lead of the night, 27-16, with just over five minutes to go.

Haws found Emery for a fast-break layup as the Cougars continued to pull ahead 31-17 with four minutes to go. CCU answered with the next two shots before a Mika layup forced a Chanticleer timeout with 2:50 left.

Mika made a three-point play on a jumper and a free throw before a pair of CCU free throws closed the first half 40-25 in BYU's favor.

Mika scored the Cougars' first eight points of the second half before a Haws' 3-pointer generated a 20-point lead, 51-31, with 16:57 to go. The Chanticleers couldn't keep up as they attempted to match each BYU shot. An Emery steal and jump shot gave the Cougars a 61-38 advantage with 13:55 left.

CCU's Demario Beck capped off a 12-4 run with a basket to chip away at the Cougars' 65-50 lead with 9:44 on the clock. It wasn't enough to stop BYU's offensive drive as Rose connected with Bryant for a 3-pointer to increase the Cougars' lead 73-53 with 5:48 left in the game.

Junior guard Davin Guinn entered the contest and nailed two consecutive shots from the arc to put the Cougars' up 81-57 with just over three minutes to go. The Chanticleers scored eight more points before the Cougars' sealed the 81-65 victory.

**QUICK FACTS**

**University Information**

Location: Provo, Utah 84602  
 Elevation: 4,553 feet  
 Enrollment: 33,360 (Daytime)  
 Founded: October 15, 1875  
 Owned: The Church of Jesus Christ of Latter-day Saints  
 Nickname: Cougars  
 Mascot: Cosmo  
 Colors: Blue and White  
 Arena (capacity): Marriott Center (18,987)  
 Conference: West Coast Conference  
 President: Kevin J Worthen (BYU, 1979)  
 Athletic Director: Tom Holmoe (BYU, 1983)  
 Athletic Website: BYUcougars.com  
 Tickets: (801) 422-BYU1 or (800) 322-BYU1

**2016-17 Preview**

Lettermen Returning/Lost: 7/7  
 Newcomers: 7  
 Returning Redshirts: 1  
 Starters Returning/Lost: 4/2  
 Returning Scoring: 42.7% (1,322 of 3,093 pts)  
 Returning Rebounding: 41.1% (623 of 1,514 reb)  
 Returning Assists: 25.2% (154 of 611 ast)  
 Returning Blocks: 60.5% (98 of 162)  
 Returning Minutes: 40.3% (2,980 of 7,400)

**2015-16 Review**

Overall Record: 26-11  
 H/A/N Record: 16-2/6-6/4-3  
 Conference Record/Finish: 13-5 (3rd)  
 2016 Postseason: (3-1 in the NIT)  
 Semifinals: Valparaiso – L, -94  
 2015 Final National Ranking: NR/NR

**BYU Coaching Staff**

Head Coach: Dave Rose  
 Alma Mater (year): Houston (1983)  
 Record at School (years): 286-99 (12th year)  
 Career Division I Record (years): same  
 Basketball Office Fax: (801) 422-5965  
 Associate Head Coach (Alma Mater, year)  
 Tim LaComb (Utah, 2006)  
 Assistant Head Coach (Alma Mater, year)  
 Terry Nashif (BYU, 2005)  
 Assistant Coach (Alma Mater, year)  
 Quincy Lewis (Wagner, 1993)  
 Dir. of Basketball Operations: Andrew May (BYU, 2010)

**BYU History**

First Year of Basketball: 1903  
 All-Time Record: 1767-1059 (.625)  
 Winning Seasons: 89 (last 2015-16)  
 Regular Season Conf. Championships: 29 (last 2010-11)  
 Postseason Appearances (record): 41 (33-42)  
 Total NCAA Appearances (record): 29 (15-32)  
 Last NCAA Appearance: 2015  
 First Round: L vs. No. 11 seed Ole Miss, 90-94  
 Total NIT Appearances (Record): 12 (18-10)  
 Last NIT Appearance: 2016  
 Result: Advanced to the semifinals

**Media Relations**

Men's Basketball Contact: Kyle Chilton  
 Cell Phone: 801-372-2080  
 Office Phone: 801-422-4909  
 Email: kyle\_chilton@byu.edu

**Media Information**

Radio Station: Cougar IMG Sports Network/KSL  
 102.7 FM and 1160 AM  
 Play-By-Play Announcer: Greg Wrubell  
 Beat Writers: Jeff Call, Deseret News  
 Darnell Dickson, Daily Herald  
 Jay Drew, Salt Lake Tribune

**2016-17 BYU STARTING LINEUPS**

Opponent	(1)	(2)	(3)	(4)	(5)
Princeton	L.J. Rose	Nick Emery	TJ Haws	Kyle Davis	Eric Mika
Coppin State	L.J. Rose	Nick Emery	TJ Haws	Kyle Davis	Eric Mika
Coastal Carolina	L.J. Rose	Nick Emery	TJ Haws	Kyle Davis	Eric Mika
vs. Saint Louis					
vs. Alabama/Valparaiso					
Utah Valley					
vs. Utah State					
vs. USC					
Weber State					
Colorado					
vs. Illinois					
Idaho State					
CSU Bakersfield					
Santa Clara					
at Loyola Marymount					
at Saint Mary's					
Pacific					
San Francisco					
at San Diego					
Pepperdine					
at Pacific					
at Santa Clara					
Loyola Marymount					
Gonzaga					
Portland					
at Pepperdine					
at San Francisco					
San Diego					
Saint Mary's					
at Portland					
at Gonzaga					
Won-Loss Records	(1)	(2)	(3)	(4)	(5)
3-0	L.J. Rose	Nick Emery	TJ Haws	Kyle Davis	Eric Mika

**GAMES PLAYED (RECORD)**

	2016-17	Career
Corbin Kaufusi	—	70 (49-21)
Kyle Davis	3 (3-0)	40 (29-11)
Nick Emery	3 (3-0)	39 (28-11)
Eric Mika	3 (3-0)	36 (24-12)
Jamal Aytes	3 (3-0)	25 (20-5)
Braiden Shaw	2 (2-0)	21 (19-2)
Davin Guinn	3 (3-0)	12 (11-1)
Steven Beo	2 (2-0)	2 (2-0)
Elijah Bryant	3 (3-0)	3 (3-0)
Yoeli Childs	3 (3-0)	3 (3-0)
TJ Haws	3 (3-0)	3 (3-0)
L.J. Rose	3 (3-0)	3 (3-0)
Zach Frampton	2 (2-0)	2 (2-0)
Colby Leifson	2 (2-0)	2 (2-0)
Payton Dastrup	2 (2-0)	2 (2-0)

**GAMES STARTED (RECORD)**

	2016-17	Career
Kyle Davis	3 (3-0)	40 (29-11)
Corbin Kaufusi	—	36 (26-10)
Nick Emery	3 (3-0)	35 (25-10)
Eric Mika	3 (3-0)	32 (20-12)
TJ Haws	3 (3-0)	3 (3-0)
L.J. Rose	3 (3-0)	3 (3-0)

**STREAKS**

Streak	2016-17	Overall
Current won/loss streak	3 wins	same
At home	3 wins	6 wins
On the road	—	3 wins
On a neutral floor	—	2 losses
At home vs. Nonconference	3 wins	14 wins
At home vs. WCC	—	1 loss
On the road vs. Nonconference	—	3 losses
On the road vs. WCC	—	3 wins
On a neutral floor vs. Nonconference	—	1 loss
On a neutral floor vs. WCC	—	1 loss
At regular season tournament	2 wins	4 wins
At WCC Tournament	—	1 loss
NCAA Tournament	—	3 losses
At NIT	—	1 loss
Games with a 3-point make	3 games	78 games
Vs. In-state teams	—	2 wins
At home vs. in-state teams	—	2 wins
On the road vs. in-state teams	—	1 loss

**LEADS AND DEFICITS, BYU'S BIGGEST...**

Halftime lead	16 (48-32 vs. Coppin State, 11/17/16)
Halftime lead lost in defeat	—
Halftime deficit	—
Halftime deficit erased in victory	—
Overall lead	42 (96-54 vs. Coppin State, 11/17/16)
Margin of victory	37 (96-54 vs. Coppin State, 11/17/16)
Margin of defeat	—
Lead lost in defeat	—
Overall deficit	—
Deficit overcome in victory	5 (5-10 vs. Princeton, 11/14/16)

**Rose vs. the state**

BYU basketball coach Dave Rose has compiled a record of 34-9 vs. in-state opponents since taking over in 2005-06. He has the best winning percentage (.791) of any coach vs. in-state teams during that time and the most wins. This season, BYU plays Utah Valley at home on Nov. 26, Utah State at Vivint Smart Home Arena on Nov. 30 and Weber State at home on Dec. 7.

Opponent	W	L	Opponent	W	L	Opponent	W	L
Utah	12	6	Weber State	11	0	Utah Valley	1	0
Utah State	7	3	Southern Utah	3	0			

**AWARDS CANDIDATES**

**Elijah Bryant**

- Averaged 14.2 points, 4.2 rebounds, 2.7 assists and 1.3 steals as a freshman at Elon
- Named the Colonial Athletic Conference Rookie of the Year and earned third-team All-CAA and CAA All-Rookie Team honors
- Named the CAA Rookie of the Week six times
- Registered a double-double with 15 points and 10 boards at William & Mary
- Scored a career-best 32 points at Drexel
- Totaled 25 points while hitting 6 3s and added 6 boards and 6 assists at home vs. William & Mary
- Prepped at New Hampton School in New Hampshire
- Averaged 13 points, 4 boards and 4 assists in 2013-14
- Led the Huskies to the NEPSAC AAA final

**Kyle Davis**

- WCC Player of the Week (Nov. 16)
- Named Academic All-West Coast Conference
- Received Silver Honors on the WCC Commissioner's Honor Roll
- Named to the NABC Honors Court
- Received the Academic Excellence Award at the team banquet
- Nationally was ranked 84th in total rebounds, 98th in total blocks, 109th in double-doubles, 137th in blocks per game and 155th in rebounds per game
- In the WCC was 3rd in blocks, 4th in field goal percentage, 5th in defensive rebounds, 6th in rebounding and 19th in scoring
- Finished the 2015-16 season 7th all-time for blocks in a single season at BYU
- Posted season highs of 23 points (Harvard), 20 rebounds (Utah Valley), 4 assists (twice), 3 steals (Pepperdine) and 4 blocks (twice)
- Scored in double figures 28 times, 20-plus points 4 times

**Nick Emery**

- Candidate for the Jerry West Award
- Preseason All-WCC
- All-WCC Second Team and All-WCC Freshman Team in 2015-16
- Nationally was 59th in 3-point field goals per game and 80th in 3-point field-goal percentage
- In all games was 10th in the WCC in scoring, 13th in assists, 3rd in free-throw percentage, 3rd in steals and 4th in 3-point field goals made
- BYU's freshman record holder for 3-point field goals in a season and single game, games with 3-plus 3s and games with 5-plus 3s
- Set the BYU freshman record with 37 points at San Francisco
- Tied the BYU single-game record with 10 3s at San Francisco
- In league games was first among WCC freshmen in scoring, 3-point field goals and steals and second in free-throw percentage
- Fourth in a single season in BYU history with 97 3-pointers

**Eric Mika**

- Candidate for the Kareem Abdul-Jabbar Award
- Preseason All-WCC
- Posted career highs of 26 points and 18 rebounds in BYU's opener against Princeton
- Tied the BYU single-game record with 9 offensive boards against Princeton
- Named to the WCC All-Freshman Team in 2013-14
- Received Silver Honors on the WCC Commissioner's Honor Roll
- Recorded the most offensive rebounds in a season at BYU (93) and averaged the 4th most offensive rebounds per game in a season (2.82)
- Posted season highs of 20 points (twice), 13 rebounds (San Francisco), 3 assists (Pacific), 3 steals (Pacific), 3 blocks (Weber State), 9 field goals made (Mount St. Mary's) and 11 free throws made (Oregon)
- Scored in double figures 24 times, 20-plus points twice, had double-figure rebounds 6 times and had 5 double-doubles
- Averaged 11.8 points, 6.4 rebounds, 1.0 assists and 0.7 blocks and shot .527 from the field and .617 from the free throw line

**NOTES AND STORYLINES**

**Dave Rose**

BYU head coach Dave Rose has led the Cougars to one of the most successful eras in program history since taking over in 2005. His career record of 286-99 ranks him second in BYU history in total victories and first in winning percentage (.743). Rose has been named conference coach of the year three times, led the Cougars to four conference titles, eight NCAA tournament appearances, three NIT appearances, eight 25-win seasons and 11 20-win seasons. In 2010, he led BYU to its first NCAA tournament victory in 17 years and the Cougars won at least one postseason game in the next three seasons.

**BYU and the Postseason**

Under Dave Rose, BYU has reached the postseason in 11-straight seasons, a school record. The previous record was six-straight seasons (1989-90 to 1994-95). During that time the Cougars have earned eight bids to the NCAA tournament and three to the NIT. The Cougars' eight NCAA tournament bids in the last 11 years are more than 217 NCAA Division I schools have since beginning their programs.

**Things will be great when you shoot from downtown**

In 2015-16 BYU set the team records for 3-pointers made in a single season, 3-pointers made per game and games with 10-plus 3-point field goals. See below for BYU's 3-point totals and averages under Dave Rose.

Season	Games Played	Games w/10-plus 3s	Total 3s	3s/Game
2005-06	29	5	202	7.0
2006-07	34	7	256	7.5
2007-08	35	11	285	8.1
2008-09	33	8	238	6.8
2009-10	36	9	292	8.1
2010-11	37	11	312	8.4

Season	Games Played	Games w/10-plus 3s	Total 3s	3s/Game
2011-12	35	8	233	6.7
2012-13	36	4	213	5.9
2013-14	35	3	177	5.1
2014-15	35	12	300	8.6
2015-16	37	13	330	8.9

**Rose among the nation's best**

Dave Rose is 8th in career winning percentage among active NCAA Division I head coaches (as of 11/19/16).

Rk	Coach	Yrs.	W	L	Pct.
1	Mark Few, Gonzaga	18	469	111	.8086
2	Roy Williams, UNC	29	787	209	.7902
3	John Calipari, Kentucky	25	623	185	.7710
4	Mike Krzyzewski, Duke	42	1046	322	.7646
5	Steve Prohm, Iowa State	11	129	41	.7588
6	Bill Self, Kansas	24	594	189	.7586
7	Thad Matta, Ohio State	17	425	139	.7535
8	Dave Rose, BYU	12	286	99	.7429

Rk	Coach	Yrs.	W	L	Pct.
9	Sean Miller, Arizona	13	311	108	.7422
10	Rick Pitino, Louisville	32	748	262	.7406
11	Tim Cluess, Iona	11	238	88	.7301
12	Shaka Smart, Texas	8	186	69	.7294
13	Jamie Dixon, Pittsburgh	14	331	124	.7275
14	Bruce Pearl, Auburn	22	491	185	.7263
15	Jim Boeheim, Syracuse	41	887	342	.7217

**Keeping up with the Cougars**

BYU basketball has consistently ranked among the top offensive teams in the country since 2009. Since 2009, BYU is the only team in the country to be ranked among the top-15 in scoring each year. During that span, the Cougars finished second (2009-10, 2014-15), third (2013-14), seventh (2010-11), 12th (2012-13) and 13th (2011-12). In 2015-16, BYU averaged 83.6 points per game, 9th in the country. The Cougars are averaging 86.3 in 2016-17.

**Missions**

Nine of BYU's players and four members of the coaching staff have served missions for The Church of Jesus Christ of Latter-day Saints. See the list below:

Players	Coaches
Payton Dastrup: Panama	Dave Rose: England
Kyle Davis: Detroit	Tim LaComb: Boston
Nick Emery: Germany	Andrew May: Washington, D.C.
Zach Frampton: Chile	Terry Nashif: Columbia, South Carolina
Davin Guinn: Mexico	
TJ Haws: France	
Corbin Kaufusi: South Korea	
Eric Mika: Italy	
Braiden Shaw: Sacramento, California	

**From the gridiron to the hardwood**

Junior forward Corbin Kaufusi is following in the footsteps of his brother Bronson this season as he is playing on the BYU football and basketball teams. Kaufusi is playing defensive end for Kalani Sitake in the fall and will switch back to playing forward for Dave Rose at the end of the football season. In his football debut against Arizona, Kaufusi had four solo tackles and one sack. In two years with the basketball team, Kaufusi has played in 70 games, started 36, and has averages of 4.6 points, 4.2 rebounds and 1.1 blocks per game.

**Record-breaking brothers**

Sophomore guard Nick Emery and freshman guard TJ Haws both have brothers who played for Dave Rose and set records during their BYU careers. Emery's brother Jackson played at BYU from 2005-06, 2008-11, and became BYU's record holder for steals in a season (101 in 2010-11) and career (249). Haws' older brother Tyler played from 2009-10, 12-15 and finished his career as BYU's all-time leading scorer with 2,720 career points.

**Together again**

Four members of the 2016-17 BYU basketball team – Nick Emery, TJ Haws, Eric Mika and Zach Frampton – and assistant coach Quincy Lewis are being reunited in 2016-17. Prior to coming to BYU, Lewis was the head coach at Lone Peak High School and in 2012-13, he had Emery, Haws, Mika and Frampton on his team. That season the Knights finished 26-1, won the Utah 5A state title and the MaxPreps.com National Championship. Emery, Haws and Mika were all named first-team all-state while Emery was named Mr. Basketball by the Deseret News and the Utah Gatorade Player of the Year.

BYU'S RECORD WHEN ...					
Venue	16-17	H	A	N	Under Rose
Overall	3-0	3-0	0-0	0-0	286-99
Home	3-0	—	—	—	163-17
Away	0-0	—	—	—	82-52
Neutral	0-0	—	—	—	41-30
Lead at the half/end of game...	16-17	H	A	N	Under Rose
BYU leads at the half	3-0	3-0	0-0	0-0	235-28
Opponent leads at the half	0-0	0-0	0-0	0-0	42-65
Score tied at the half	0-0	0-0	0-0	0-0	9-6
BYU leads w/5 min left	3-0	3-0	0-0	0-0	269-9
Opponent leads w/5 min left	0-0	0-0	0-0	0-0	14-88
Score tied w/5 min left	0-0	0-0	0-0	0-0	3-2
BYU leads w/1 min left	3-0	3-0	0-0	0-0	280-2
Opponent leads w/1 min left	0-0	0-0	0-0	0-0	3-91
Score tied w/1 min left	0-0	0-0	0-0	0-0	3-6
Game goes into overtime	0-0	0-0	0-0	0-0	8-8
BYU scores...	16-17	H	A	N	Under Rose
100-plus points	0-0	0-0	0-0	0-0	16-1
90-99 points	1-0	1-0	0-0	0-0	58-3
80-89 points	2-0	2-0	0-0	0-0	96-16
70-79 points	0-0	0-0	0-0	0-0	90-31
60-69 points	0-0	0-0	0-0	0-0	22-42
60 or less points	0-0	0-0	0-0	0-0	4-6
Opponent scores...	16-17	H	A	N	Under Rose
100-plus points	0-0	0-0	0-0	0-0	2-3
90-99 points	0-0	0-0	0-0	0-0	4-11
80-89 points	0-0	0-0	0-0	0-0	21-37
70-79 points	1-0	1-0	0-0	0-0	65-39
60-69 points	1-0	1-0	0-0	0-0	117-9
50-59 points	1-0	1-0	0-0	0-0	56-0
50 or less points	0-0	0-0	0-0	0-0	21-0
BYU double figure scorers	16-17	H	A	N	Under Rose
One player in double figures	0-0	0-0	0-0	0-0	1-4
Two players in double figures	1-0	1-0	0-0	0-0	33-21
Three players in double figures	1-0	1-0	0-0	0-0	96-47
Four players in double figures	1-0	1-0	0-0	0-0	100-22
Five players in double figures	0-0	0-0	0-0	0-0	43-5
Six players in double figures	0-0	0-0	0-0	0-0	12-0
Seven players in double figures	0-0	0-0	0-0	0-0	1-0
Shooting, rebounding and TOs	16-17	H	A	N	Under Rose
BYU shoots 50% or better	1-0	1-0	0-0	0-0	127-10
Opponent shoots 50% or better	0-0	0-0	0-0	0-0	16-33
BYU outshoots opponent	3-0	3-0	0-0	0-0	231-19
Opponent outshoots BYU	0-0	0-0	0-0	0-0	54-78
Teams shoot equal FG%	0-0	0-0	0-0	0-0	1-2
BYU outrebounds opponent	2-0	2-0	0-0	0-0	218-28
Opponent outrebounds BYU	0-0	0-0	0-0	0-0	54-64
BYU, opponent tie in rebounds	1-0	1-0	0-0	0-0	13-7
BYU has a positive TO margin	0-0	0-0	0-0	0-0	181-40
BYU has a negative TO margin	3-0	3-0	0-0	0-0	77-47
BYU, opponent tie in TOs	0-0	0-0	0-0	0-0	27-12
Wins, losses and rest	16-17	H	A	N	Under Rose
Coming off a win	2-0	2-0	0-0	0-0	205-80
Coming off a loss	1-0	1-0	0-0	0-0	81-19
Two-plus days between games	2-0	2-0	0-0	0-0	228-73
One day between games	1-0	1-0	0-0	0-0	45-12
Playing the next day	0-0	0-0	0-0	0-0	13-14
Days	16-17	H	A	N	Under Rose
Monday	1-0	1-0	0-0	0-0	8-4
Tuesday	0-0	0-0	0-0	0-0	38-10
Wednesday	0-0	0-0	0-0	0-0	54-15
Thursday	1-0	1-0	0-0	0-0	41-21
Friday	0-0	0-0	0-0	0-0	29-7
Saturday	1-0	1-0	0-0	0-0	116-42

BYU'S RECORD WHEN ...					
On television	16-17	H	A	N	Under Rose
All games on TV	3-0	3-0	0-0	0-0	249-93
On BYUtv	2-0	2-0	0-0	0-0	90-8
On ESPN	0-0	0-0	0-0	0-0	2-4
On ESPN2	1-0	1-0	0-0	0-0	15-20
On ESPNU	0-0	0-0	0-0	0-0	24-8
On ESPNEWS	0-0	0-0	0-0	0-0	1-0
On TWC/ROOT Sports	0-0	0-0	0-0	0-0	8-7
On truTV	0-0	0-0	0-0	0-0	1-4
On CBS	0-0	0-0	0-0	0-0	4-5
On Pac-12 Network	0-0	0-0	0-0	0-0	0-4
Top 25	16-17	H	A	N	Under Rose
vs. a top 25 opponent	0-0	0-0	0-0	0-0	12-27
as a top 25 team	0-0	0-0	0-0	0-0	57-16
Months	16-17	H	A	N	Under Rose
November	3-0	3-0	0-0	0-0	56-14
December	0-0	0-0	0-0	0-0	62-23
January	0-0	0-0	0-0	0-0	68-24
February	0-0	0-0	0-0	0-0	63-15
March	0-0	0-0	0-0	0-0	37-22
April	0-0	0-0	0-0	0-0	0-1
Margin of victory/defeat	16-17	H	A	N	Under Rose
1-4 points	0-0	0-0	0-0	0-0	31-27
5-9 points	1-0	1-0	0-0	0-0	49-29
10-15 points	0-0	0-0	0-0	0-0	74-25
16-19 points	1-0	1-0	0-0	0-0	33-13
20-29 points	0-0	0-0	0-0	0-0	55-5
30-39 points	1-0	1-0	0-0	0-0	29-0
40-49 points	0-0	0-0	0-0	0-0	9-0
50+ points	0-0	0-0	0-0	0-0	6-0
BYU points per possession	16-17	H	A	N	Under Rose
> 1.4	0-0	0-0	0-0	0-0	6-0
1.3-1.399	0-0	0-0	0-0	0-0	23-0
1.2-1.299	0-0	0-0	0-0	0-0	72-0
1.1-1.199	1-0	1-0	0-0	0-0	77-11
1.0-1.099	2-0	2-0	0-0	0-0	81-38
0.9-0.999	0-0	0-0	0-0	0-0	24-33
0.8-0.899	0-0	0-0	0-0	0-0	3-16
< 0.8	0-0	0-0	0-0	0-0	0-1
Opp points per possession	16-17	H	A	N	Under Rose
> 1.4	0-0	0-0	0-0	0-0	0-0
1.3-1.399	0-0	0-0	0-0	0-0	0-2
1.2-1.299	0-0	0-0	0-0	0-0	3-18
1.1-1.199	0-0	0-0	0-0	0-0	13-40
1.0-1.099	0-0	0-0	0-0	0-0	63-32
0.9-0.999	1-0	1-0	0-0	0-0	91-6
0.8-0.899	1-0	1-0	0-0	0-0	62-1
< 0.8	1-0	1-0	0-0	0-0	54-0

DUNKS		
	2016-17	Career
Corbin Kaufusi	0	34
Eric Mika	3	26
Kyle Davis	0	13
Nick Emery	0	1
Yoeli Childs	5	5
BYU	8	
Opponents	2	

LATE GAME FREE THROWS, 5:00-2:00		
Player	Season	Career
Eric Mika	1-2 (.500)	10-16 (.625)
Corbin Kaufusi	0-0 (.000)	7-16 (.438)
Braiden Shaw	0-0 (.000)	2-4 (.500)
Kyle Davis	0-0 (.000)	7-12 (.583)
Nick Emery	0-0 (.000)	11-13 (.846)
Davin Guinn	2-2 (1.000)	5-8 (.625)
TJ Haws	3-4 (.750)	3-4 (.750)
Yoeli Childs	0-2 (.000)	0-2 (.000)
Totals	6-10 (.600)	
Under Rose	708-975 (.726)	

LATE GAME FREE THROWS, 2:00-0:00		
Player	Season	Career
Eric Mika	0-0 (.000)	2-3 (.667)
Corbin Kaufusi	0-0 (.000)	3-5 (.600)
Braiden Shaw	0-0 (.000)	1-3 (.333)
Nick Emery	2-2 (1.000)	23-26 (.885)
Kyle Davis	1-2 (.500)	6-9 (.669)
Jamal Aytes	0-0 (.000)	3-4 (.750)
Davin Guinn	0-0 (.000)	2-2 (1.000)
L.J. Rose	1-2 (.500)	1-2 (.500)
Elijah Bryant	1-2 (.500)	1-2 (.500)
Totals	5-8 (.625)	
Under Rose	939-1252 (.750)	

**2016-17 SCORING BY HALF (BYU-OPPONENT)**

Opponent	1st half	Margin	FG %	2nd half	Margin	FG %	OT	Margin	FG %	Final	Margin	FG %
Princeton	44-35	+9	46.4-36.1	38-38	0	34.4-38.9	—	—	—	82-73	+9	40.0-37.5
Coppin State	<b>48-32</b>	<b>+16</b>	<b>48.5-30.2</b>	<b>48-27</b>	<b>+21</b>	<b>56.3-21.1</b>	—	—	—	<b>96-59</b>	<b>+37</b>	<b>52.3-25.9</b>
Coastal Carolina	40-25	+15	45.7-26.3	41-40	+1	50.0-42.1	—	—	—	81-65	+16	47.8-34.2
vs. Saint Louis												
vs. Alabama/Valparaiso												
Utah Valley												
vs. Utah State												
vs. USC												
Weber State												
Colorado												
vs. Illinois												
Idaho State												
CSU Bakersfield												
Santa Clara												
at Loyola Marymount												
at Saint Mary's												
Pacific												
San Francisco												
at San Diego												
Pepperdine												
at Pacific												
at Santa Clara												
Loyola Marymount												
Gonzaga												
Portland												
at Pepperdine												
at San Francisco												
San Diego												
Saint Mary's												
at Portland												
at Gonzaga												
Totals	44.0-30.7	+13.3	46.9-30.8	42.3-35.0	+7.3	46.9-33.9	—	—	—	86.3-65.7	+20.7	46.9-32.3

\* Superlatives in bold

**2016-17 Offensive Trends (BYU-Opponent)**

Opponent	Points/Point	Points Off TO	2nd Chance Points	Fastbreak Points	Bench Points	Big Run	Big Lead					
Princeton	32	30	13	8	<b>22</b>	12	4	0	10	30	10-0/5-0	11/5
Coppin State	<b>46</b>	24	<b>16</b>	15	15	7	<b>17</b>	4	<b>45</b>	29	<b>12-0/5-0</b>	<b>42/-</b>
Coastal Carolina	40	32	8	13	5	13	6	2	23	27	6-0/8-0	24/-
vs. Saint Louis												
vs. Alabama/Valparaiso												
Utah Valley												
vs. Utah State												
vs. USC												
Weber State												
Colorado												
vs. Illinois												
Idaho State												
CSU Bakersfield												
Santa Clara												
at Loyola Marymount												
at Saint Mary's												
Pacific												
San Francisco												
at San Diego												
Pepperdine												
at Pacific												
at Santa Clara												
Loyola Marymount												
Gonzaga												
Portland												
at Pepperdine												
at San Francisco												
San Diego												
Saint Mary's												
at Portland												
at Gonzaga												
Totals	118	86	37	36	42	32	27	6	78	86		
Times Led, Record (W/L/T)	3-0/0-0/0-0		2-0/1-0/0-0		2-0/1-0/0-0		3-0/0-0/0-0		1-0/2-0/0-0			
Under Rose (W/L/T)	188-36/81-61/17-2		226-39/52-54/8-6		178-46/89-48/19-5		208-53/47-31/31-15		164-36/115-59/7-3			

\* Superlatives in bold

No.	Name	Pos.	Ht.	Wt.	Yr.	Hometown (Previous School)	Pronunciations
2	Zach Frampton	G	6-3	185	Fr.	Highland, Utah (Lone Peak HS)	JAMAL AYLES ATE-s or 8's
3	Elijah Bryant	G	6-5	210	So.	Gwinnett, Georgia (Elon)	Erick Schork SH-ork
4	Nick Emery	G	6-2	185	So.	Alpine, Utah (Lone Peak HS)	YOELI CHILDS YO-lee
5	L.J. Rose	G	6-3	200	Sr.	Houston, Texas (Houston)	TERRY NASHIF NASH-if
10	Steven Beo	G	6-3	180	Fr.	Richland, Washington (Richland HS)	CORBIN KAUFUSI KAW-foo-see
12	Eric Mika	F	6-10	230	So.	Alpine, Utah (Lone Peak HS)	ROBERT RAMOS RAY-mus
13	Colby Leifson	G	6-4	190	Fr.	Suwanee, Georgia (North Gwinnett HS)	COLBY LEIFSON LAFE-son
15	Payton Dastrup	F	6-10	250	Fr.	Mesa, Arizona (Mountain View HS)	BRAIDEN SHAW BRAY-den
21	Kyle Davis	F	6-8	225	Sr.	Draper, Utah (Utah State)	
23	Yoeli Childs	F	6-8	225	Fr.	South Jordan, Utah (Bingham HS)	
24	Davin Guinn	G	6-5	190	Jr.	Murrieta, California (UC Riverside)	
30	TJ Haws	G	6-4	170	Fr.	Alpine, Utah (Lone Peak HS)	
31	Braiden Shaw	F	6-9	210	So.	Eagle, Idaho (Eagle HS)	
40	Jamal Aytes	F	6-6	235	Jr.	San Diego, California (UNLV)	
44	Corbin Kaufusi	C	6-10	260	Jr.	Provo, Utah (Timpview HS)	

Head Coach: Dave Rose, 12th year (Houston, 1983)  
 Associate Head Coach: Tim LaComb (Utah, 2006)  
 Assistant Head Coach: Terry Nashif (BYU, 2005)  
 Assistant Coach: Quincy Lewis (Wagner, 1993)  
 Director of Basketball Operations: Andrew May (BYU, 2010)  
 Coordinator of Player Development: Garrett Faucette (BYU, 2008)  
 Graduate Assistant: Lee Cummard (BYU, 2009)  
 Team Trainer: Robert Ramos (BYU, 1995)  
 Strength and Conditioning Coach: Erick Schork (Springfield, 1995)

2016-17 SEASON AND CAREER HIGHS					
#	Player		Points	Rebounds	Assists
2	Zach Frampton	Season	—	4 vs. Coppin State	—
		Career	Same	Same	Same
3	Elijah Bryant	Season	11 vs. Coppin State	7 vs. Coppin State	3 vs. Coppin State, vs. Coastal Carolina
		Career	Same	Same	Same
4	Nick Emery	Season	15 vs. Princeton	8 vs. Princeton	4 vs. Princeton
		Career	37 at San Francisco (2015-16)	9 vs. San Diego (2015-16)	7 vs. MVSU (2015-16)
5	L.J. Rose	Season	9 vs. Coastal Carolina	6 vs. Coastal Carolina	9 vs. Coastal Carolina
		Career	Same	Same	Same
10	Steven Beo	Season	—	1 vs. Coppin State	1 Coppin State
		Career	Same	Same	Same
12	Eric Mika	Season	26 vs. Princeton	18 vs. Princeton	3 vs. Princeton
		Career	26 vs. Princeton (2016-17)	18 vs. Princeton (2016-17)	3, twice, last vs. Princeton (2016-17)
13	Colby Leifson	Season	3 vs. Coppin State	3 vs. Coppin State	1 vs. Coppin State
		Career	Same	Same	Same
15	Payton Dastrup	Season	9 vs. Coppin State	2 vs. Coppin State	—
		Career	Same	Same	Same
21	Kyle Davis	Season	8 vs. Coastal Carolina	6 vs. Coppin State, vs. Coastal Carolina	2 vs. Coastal Carolina
		Career	23 vs. Harvard (2015-16)	20 vs. Utah Valley (2015-16)	4, twice, last vs. Central Michigan (2015-16)
23	Yoeli Childs	Season	8 vs. Coppin State	15 vs. Coppin State	3 vs. Coppin State
		Career	Same	Same	Same
24	Davin Guinn	Season	6 vs. Coastal Carolina	—	1 vs. Coppin State
		Career	9 vs. San Diego (2015-16)	3 vs. Portland (2015-16)	1 vs. Santa Clara (2015-16)
30	TJ Haws	Season	20 vs. Princeton	5 vs. Coppin State	5 vs. Coastal Carolina
		Career	Same	Same	Same
31	Braiden Shaw	Season	2 vs. Coppin State	2 vs. Coppin State	—
		Career	3 vs. Adams State (2015-16)	3 vs. San Diego, vs. Portland (2015-16)	1, 3 times, last vs. San Diego (2015-16)
40	Jamal Aytes	Season	7 vs. Coppin State	3 vs. Coastal Carolina	—
		Career	11 vs. Adams State (2015-16)	6 vs. New Mexico (2015-16)	1, 3 times, last at Santa Clara (2015-16)
44	Corbin Kaufusi	Season	—	—	—
		Career	17 at Long Beach State (2015-16)	10, twice, last at San Francisco (2015-16)	2 vs. San Diego (2015-16)

GEOGRAPHIC BREAKDOWN	
Arizona	Payton Dastrup
California	Jamal Aytes Davin Guinn
Georgia	Elijah Bryant Colby Leifson
Idaho	Braiden Shaw
Texas	L.J. Rose
Utah	Yoeli Childs, Kyle Davis, Nick Emery, Zach Frampton, TJ Haws, Corbin Kaufusi, Eric Mika
Washington	Steven Beo

CLASS BREAKDOWN			
Seniors	Juniors	Sophomores	Freshmen
Kyle Davis L.J. Rose	Jamal Aytes Davin Guinn Corbin Kaufusi	Elijah Bryant Nick Emery Eric Mika Braiden Shaw	Colby Leifson Steven Beo Payton Dastrup Yoeli Childs Zach Frampton TJ Haws



#2 • ZACH FRAMPTON  
6-3 • 185 • FR • GUARD



HIGHLAND, UTAH  
LONE PEAK HS

2016-17 SEASON — PPG: 0.0 RPG: 2.5 APG: 0.0 BPG: 0.0 SPG: 0.0 FG%: .000 3FG%: .000 FT%: .000

**In 2016-17 • Sophomore**

- Grabbed 4 rebounds in his BYU debut against Coppin State

**Before BYU**

- Played for Quincy Lewis at Lone Peak High School
- As a senior in 2013-14 averaged 11.3 points, 6.8 rebounds, 3.3 assists and 2.5 steals per game while helping Lone Peak to a record of 23-3 overall and 11-1 in region play
- Scored a career-best 24 against Pleasant Grove in the 5A state title game to help Lone Peak capture its fourth-straight state title

**Personal**

- Parents are Alan and Debbie Frampton
- Has three brothers and one sister
- His father Alan played one season at BYU in 1989-90
- Served a mission for The Church of Jesus Christ of Latter-day Saints in Chile

**2016-17 SEASON HIGHS**

PTS	—
1st H	—
2nd H	—
REB	4 vs. Coppin State – 11/17/16
AST	—
STL	—
BLK	—
FGM	—
FGA	1 vs. Coppin State – 11/17/16
3PM	—
3PA	—
FTM	—
FTA	—

**MISCELLANEOUS**

	16-17	Career
Double-Figure Points	—	—
20-plus Points	—	—
Double-Figure Reb	—	—
Double-Doubles	—	—
3-plus Steals	—	—
3-plus Blocks	—	—
3-plus 3-point FG	—	—
Scoring Leader	—	—
Rebound Leader	—	—
Assist Leader	—	—

**2016-17 GAME-BY-GAME**

Opponent	Date	GS	Min	FG	FGA	Pct	3FG	FGA	Pct	FT	FTA	Pct	Off	Def	TR	Avg	PF	FO	A	TO	Blk	Stl	Pts	Avg
Princeton	11/14/16																							
DNP																								
Coppin State	11/17/16		8	0	1	.000	0	0	.000	0	0	.000	0	4	4	4.0	2	0	0	0	0	0	0	0.0
Coastal Carolina	11/19/16		3	0	0	.000	0	0	.000	0	0	.000	0	1	1	2.5	0	0	0	0	0	0	0	0.0
vs. Saint Louis	11/21/16																							
vs. Alabama/Valparaiso	11/23/16																							
Utah Valley	11/26/16																							
vs. Utah State	11/30/16																							
vs. USC	12/03/16																							
Weber State	12/07/16																							
Colorado	12/10/16																							
vs. Illinois	12/17/16																							
Idaho State	12/20/16																							
CSU Bakersfield	12/22/16																							
Santa Clara	12/29/16																							
at Loyola Marymount	12/31/16																							
at Saint Mary's	01/05/17																							
Pacific	01/07/17																							
San Francisco	01/12/17																							
at San Diego	01/14/17																							
Pepperdine	01/19/17																							
at Pacific	01/21/17																							
at Santa Clara	01/26/17																							
Loyola Marymount	01/28/17																							
Gonzaga	02/02/17																							
Portland	02/04/17																							
at Pepperdine	02/09/17																							
at San Francisco	02/11/17																							
San Diego	02/16/17																							
Saint Mary's	02/18/17																							
at Portland	02/23/17																							
at Gonzaga	02/25/17																							
Totals			0	11	0	1	.000	0	0	.000	0	0	.000	0	5	5	2.5	2	0	0	0	0	0	0.0


**CAREER STATISTICS (ALL GAMES)**

Year	GP	GS	Min	Avg	FG	FGA	Pct	3FG	FGA	Pct	FT	FTA	Pct	Off	Def	TR	Avg	PF	FO	A	TO	Blk	Stl	Pts	Avg
2016-17	2	0	11	5.5	0	1	.000	0	0	.000	0	0	.000	0	5	5	2.5	2	0	0	0	0	0	0	0.0
TOTAL	2	0	11	5.5	0	1	.000	0	0	.000	0	0	.000	0	5	5	2.5	2	0	0	0	0	0	0	0.0

**CAREER STATISTICS (CONFERENCE GAMES)**

Year	GP	GS	Min	Avg	FG	FGA	Pct	3FG	FGA	Pct	FT	FTA	Pct	Off	Def	TR	Avg	PF	FO	A	TO	Blk	Stl	Pts	Avg
2016-17																									
TOTAL																									

#3 • ELIJAH BRYANT  
6-5 • 210 • SO • GUARD



GWINNETT, GEORGIA  
ELON

2016-17 SEASON — PPG: 8.3 RPG: 6.0 APG: 2.3 BPG: 0.3 SPG: 1.0 FG%: .318 3FG%: .091 FT%: .909

**In 2016-17 • Sophomore**

- Totaled 9 points, 5 boards and 3 assists vs. Coastal Carolina
- Had 11 points, 7 rebounds, 3 assists and 2 steals vs. Coppin State
- Totaled 5 points, 6 rebounds, 1 assist and 1 steal vs. Princeton, his BYU debut

**In 2015-16 • Redshirt**

- Sat out due to NCAA transfer rules

**Before BYU**

- Averaged 14.2 points, 4.2 rebounds, 2.7 assists and 1.3 steals as a freshman at Elon
- Named the Colonial Athletic Conference Rookie of the Year and earned third-team All-CAA and CAA All-Rookie Team honors
- Named the CAA Rookie of the Week six times
- Registered a double-double with 15 points and 10 boards at William & Mary
- Scored a career-best 32 points at Drexel
- Totaled 25 points while hitting 6 3s and added 6 boards and 6 assists at home vs. William & Mary
- Prepped at New Hampton School in New Hampshire
- Averaged 13 points, 4 boards and 4 assists in 2013-14
- Led the Huskies to the NEPSAC AAA final

**Personal**

- Parents are Tyree and Israel Bryant

**2016-17 SEASON HIGHS**

PTS	11 vs. Coppin State – 11/17/16
1st H	4 vs. Coppin State – 11/17/16
2nd H	9 vs. Coastal Carolina – 11/19/16
REB	7 vs. Coppin State – 11/17/16
AST	3, twice, last vs. Coastal Carolina – 11/19/16
STL	2 vs. Coppin State – 11/17/16
BLK	1 vs. Coastal Carolina – 11/19/16
FGM	3, twice, last vs. Coastal Carolina – 11/19/16
FGA	9 vs. Coastal Carolina – 11/19/16
3PM	1 vs. Coastal Carolina – 11/19/16
3PA	6 1 vs. Coastal Carolina – 11/19/16
FTM	5 vs. Coppin State – 11/17/16
FTA	5 vs. Coppin State – 11/17/16

**MISCELLANEOUS**

	16-17	Career
Double-Figure Points	1 (1-0)	1 (1-0)
20-plus Points	–	–
Double-Figure Reb	–	–
Double-Doubles	–	–
3-plus Steals	–	–
3-plus Blocks	–	–
3-plus 3-point FG	–	–
Scoring Leader	–	–
Rebound Leader	–	–
Assist Leader	–	–

**2016-17 GAME-BY-GAME**

Opponent	Date	GS	Min	FG	FGA	Pct	3FG	FGA	Pct	FT	FTA	Pct	Off	Def	TR	Avg	PF	FO	A	TO	Blk	Stl	Pts	Avg	
Princeton	11/14/16		15	1	6	.167	0	2	.000	3	4	.750	2	4	6	6.0	2	0	1	1	0	1	5	5.0	
Coppin State	11/17/16		21	3	7	.429	0	3	.000	5	5	1.000	0	7	7	6.5	1	0	3	3	0	2	11	8.0	
Coastal Carolina	11/19/16		20	3	9	.333	1	6	.167	2	2	1.000	0	5	5	6.0	2	0	3	1	1	0	9	8.3	
vs. Saint Louis	11/21/16																								
vs. Alabama/Valparaiso	11/23/16																								
Utah Valley	11/26/16																								
vs. Utah State	11/30/16																								
vs. USC	12/03/16																								
Weber State	12/07/16																								
Colorado	12/10/16																								
vs. Illinois	12/17/16																								
Idaho State	12/20/16																								
CSU Bakersfield	12/22/16																								
Santa Clara	12/29/16																								
at Loyola Marymount	12/31/16																								
at Saint Mary's	01/05/17																								
Pacific	01/07/17																								
San Francisco	01/12/17																								
at San Diego	01/14/17																								
Pepperdine	01/19/17																								
at Pacific	01/21/17																								
at Santa Clara	01/26/17																								
Loyola Marymount	01/28/17																								
Gonzaga	02/02/17																								
Portland	02/04/17																								
at Pepperdine	02/09/17																								
at San Francisco	02/11/17																								
San Diego	02/16/17																								
Saint Mary's	02/18/17																								
at Portland	02/23/17																								
at Gonzaga	02/25/17																								
Totals			0	56	7	22	.318	1	11	.091	10	11	.909	2	16	18	6.0	5	0	7	5	1	3	25	8.3

**CAREER STATISTICS (ALL GAMES)**

Year	GP	GS	Min	Avg	FG	FGA	Pct	3FG	FGA	Pct	FT	FTA	Pct	Off	Def	TR	Avg	PF	FO	A	TO	Blk	Stl	Pts	Avg
2016-17	3	0	56	18.7	7	22	.318	1	11	.091	10	11	.909	2	16	18	6.0	5	0	7	5	1	3	25	8.3
TOTAL	3	0	56	18.7	7	22	.318	1	11	.091	10	11	.909	2	16	18	6.0	5	0	7	5	1	3	25	8.3

**CAREER STATISTICS (CONFERENCE GAMES)**

Year	GP	GS	Min	Avg	FG	FGA	Pct	3FG	FGA	Pct	FT	FTA	Pct	Off	Def	TR	Avg	PF	FO	A	TO	Blk	Stl	Pts	Avg
2016-17																									
TOTAL																									

#4 • NICK EMERY  
6-2 • 185 • SO • GUARD



ALPINE, UTAH  
LONE PEAK HS

2016-17 SEASON — PPG: 14.0 RPG: 4.0 APG: 3.3 BPG 0.0 SPG 1.7 FG%: .471 3FG%: .263 FT%: 1.000

2016-17 • Sophomore

- Has scored in double figures in 16-straight games
- Had 13 points, 2 rebounds, 3 assists and 1 steal vs. Coppin State
- Scored 15 points and added 8 rebounds, 4 assists and 3 steals vs. Princeton
- A candidate for the Jerry West Award
- Named to the All-WCC Preseason Team
- A team captain

2015-16 • Freshman

- Named to the All-West Coast Conference Second Team and the All-WCC Freshman Team
- Named the WCC Player of the Week (Feb. 15)
- Named to the WCC All-Tournament Team
- The College Sports Madness All-High Major Freshman of the Year
- Nationally was 23rd in 3-point field goal attempts, 25th in 3-point field goals made, 45th in field goal attempts, 59th in 3-point field goals per game, 77th in field goals made, 80th in 3-point field goal percentage, 90th in total points and 104th in steals
- Nationally among freshmen was 6th in 3-point field goals per game, 13th in scoring and 23rd in steals per game
- In the WCC was 3rd in free-throw percentage, 3rd in steals, 4th in 3-point field goals made, 10th in scoring and 13th in assists
- Tied the BYU single-game record for 3-point field goals with 10 at San Francisco
- Finished the 2015-16 season 4th all-time in 3-pointers in a single season at BYU, 3rd in games with 3-plus 3-pointers

- Set the BYU freshman records for points in a single game, 3-pointers in a single game, games scoring in double figures, 3-point field goals and 3-point field goals per game
- Was second all-time among BYU freshmen for points, points per game, field goals made, steals and steals per game

Before BYU

- A four-year starter for Quincy Lewis at Lone Peak High School
- As a senior, helped lead Lone Peak to 26-1 record, the 2012-13 MaxPreps.com National Title and the 5A Utah state title
- Averaged 17.9 points, 3.8 rebounds, 3.7 assists, 2.9 steals as a senior
- Named a third-team All-American by MaxPreps.com
- Named the 2012-13 Mr. Basketball by the Deseret News, the 5A MVP by the Salt Lake Tribune, the Utah Gatorade Player of the Year and the Valley Player of the Year by the Daily Herald
- As a junior averaged 21.6 points, 3.4 threes, 4.0 rebounds, 2.3 assists and 2.4 steals and led Lone Peak to a 22-3 record, the 5A state title
- Named the 5A MVP by the Deseret News, first-team all-state by the Salt Lake Tribune and Valley Player of the Year by the Daily Herald

Personal

- Wife's name is Sarah
- Parents are Derek and Patti Emery
- Has two brothers, Alex and Jackson, and one sister, Annie
- Brother Jackson played at BYU (2005-06, 08-11) and is the program's all-time steals leader
- Served a mission for The Church of Jesus Christ of Latter-day Saints in Germany

2016-17 SEASON HIGHS

PTS	15 vs. Princeton – 11/14/16
1st H	11 vs. Princeton – 11/14/16
2nd H	4, twice, last vs. Coastal Carolina, 11/19/16
REB	8 vs. Princeton – 11/14/16
AST	4 vs. Princeton – 11/14/16
STL	3 vs. Princeton – 11/14/16
BLK	–
FGM	6 vs. Princeton – 11/14/16
FGA	14 vs. Princeton – 11/14/16
3PM	2, twice, last vs. Coastal Carolina, 11/19/16
3PA	7 vs. Princeton – 11/14/16
FTM	3 vs. Coppin State – 11/17/16
FTA	3 vs. Coppin State – 11/17/16

CAREER HIGHS

PTS	37 at San Francisco – 02/11/16
1st H	20 at San Francisco – 02/11/16
2nd H	18 at Colorado – 12/12/15
REB	9 vs. San Diego – 02/20/16
AST	7 vs. MVSU – 11/25/15
STL	5 vs. Pepperdine – 01/30/16
BLK	2 vs. Valparaiso – 03/29/16
FGM	13 at Santa Clara – 02/13/16
FGA	21 at Santa Clara – 02/13/16
3PM	10 at San Francisco – 02/11/16
3PA	12 at San Francisco – 02/11/16
FTM	6, 3 times, last at San Diego – 02/18/16
FTA	8 at San Diego – 02/18/16

MISCELLANEOUS

	16-17	Career
Double-Figure Points	2 (2-0)	34 (24-10)
20-plus Points	–	11 (9-2)
Double-Figure Reb	–	0 (0-0)
Double-Doubles	–	0 (0-0)
3-plus Steals	1 (1-0)	8 (5-3)
3-plus Blocks	–	0 (0-0)
3-plus 3-point FG	–	20 (13-7)
Scoring Leader	–	11 (9-2)
Rebound Leader	–	2 (2-0)
Assist Leader	1 (1-0)	5 (5-0)

2016-17 GAME-BY-GAME

Opponent	Date	GS	Min	FG	FGA	Pct	3FG	FGA	Pct	FT	FTA	Pct	Off	Def	TR	Avg	PF	FO	A	TO	Blk	Stl	Pts	Avg	
Princeton	11/14/16	*	37	6	14	.429	1	7	.143	2	2	1.000	1	7	8	8.0	2	0	4	3	0	3	15	15.0	
Coppin State	11/17/16	*	22	4	8	.500	2	6	.333	3	3	1.000	0	2	2	5.0	0	0	3	3	0	1	13	14.0	
Coastal Carolina	11/19/16	*	23	6	12	.500	2	6	.333	0	0	.000	0	2	2	4.0	0	0	3	0	0	1	14	14.0	
vs. Saint Louis	11/21/16																								
vs. Alabama/Valparaiso	11/23/16																								
Utah Valley	11/26/16																								
vs. Utah State	11/30/16																								
vs. USC	12/03/16																								
Weber State	12/07/16																								
Colorado	12/10/16																								
vs. Illinois	12/17/16																								
Idaho State	12/20/16																								
CSU Bakersfield	12/22/16																								
Santa Clara	12/29/16																								
at Loyola Marymount	12/31/16																								
at Saint Mary's	01/05/17																								
Pacific	01/07/17																								
San Francisco	01/12/17																								
at San Diego	01/14/17																								
Pepperdine	01/19/17																								
at Pacific	01/21/17																								
at Santa Clara	01/26/17																								
Loyola Marymount	01/28/17																								
Gonzaga	02/02/17																								
Portland	02/04/17																								
at Pepperdine	02/09/17																								
at San Francisco	02/11/17																								
San Diego	02/16/17																								
Saint Mary's	02/18/17																								
at Portland	02/23/17																								
at Gonzaga	02/25/17																								
Totals			3	82	16	34	.471	5	19	.263	5	5	1.000	1	11	12	4.0	2	0	10	6	0	5	42	14.0

CAREER STATISTICS (ALL GAMES)

Year	GP	GS	Min	Avg	FG	FGA	Pct	3FG	FGA	Pct	FT	FTA	Pct	Off	Def	TR	Avg	PF	FO	A	TO	Blk	Stl	Pts	Avg
2015-16	36	32	1132	31.4	203	478	.425	97	253	.383	82	96	.854	18	108	126	3.5	100	6	91	53	4	52	585	16.3
2016-17	3	3	82	27.3	16	34	.471	5	19	.263	5	5	1.000	1	11	12	4.0	2	0	10	6	0	5	42	14.0
TOTAL	39	35	1214	31.1	219	512	.428	102	272	.375	87	101	.861	19	119	138	3.5	102	6	101	59	4	57	627	16.1

CAREER STATISTICS (CONFERENCE GAMES)

Year	GP	GS	Min	Avg	FG	FGA	Pct	3FG	FGA	Pct	FT	FTA	Pct	Off	Def	TR	Avg	PF	FO	A	TO	Blk	Stl	Pts	Avg
2015-16	18	18	560	31.1	103	239	.431	49	126	.389	37	46	.804	8	49	57	3.2	49	2	43	22	1	25	292	16.2
TOTAL	18	18	560	31.1	103	239	.431	49	126	.389	37	46	.804	8	49	57	3.2	49	2	43	22	1	25	292	16.2

#5 • L.J. ROSE  
6-3 • 200 • SR • GUARD



HOUSTON, TEXAS  
HOUSTON

2016-17 SEASON HIGHS

PTS	9 vs. Coastal Carolina, 11/19/16
1st H	5 vs. Coastal Carolina, 11/19/16
2nd H	4, twice, last vs. Coastal Carolina, 11/19/16
REB	6 vs. Coastal Carolina, 11/19/16
AST	9 vs. Coastal Carolina, 11/19/16
STL	1, twice, last vs. Coastal Carolina, 11/19/16
BLK	1 vs. Coastal Carolina, 11/19/16
FGM	3 vs. Coastal Carolina, 11/19/16
FGA	6, twice, last vs. Coastal Carolina, 11/19/16
3PM	1, twice, last vs. Coastal Carolina, 11/19/16
3PA	3 vs. Coastal Carolina, 11/19/16
FTM	2, 3 times, last vs. Coastal Carolina, 11/19/16
FTA	4 vs. Princeton – 11/14/16

MISCELLANEOUS

	16-17	Career
Double-Figure Points	–	–
20-plus Points	–	–
Double-Figure Reb	–	–
Double-Doubles	–	–
3-plus Steals	–	–
3-plus Blocks	–	–
3-plus 3-point FG	–	–
Scoring Leader	–	–
Rebound Leader	–	–
Assist Leader	2 (2-0)	2 (2-0)

2016-17 SEASON — PPG: 4.5 RPG: 3.0 APG: 4.0 BPG: 0.0 SPG: 0.5 FG%: .250 3FG%: .333 FT%: .667

2016-17 • Senior

- A team captain
- Totaled 5 points, 5 assists, 3 rebounds and 1 steal vs. Coppin State
- Had 4 points, 3 rebounds and 3 assists vs. Princeton

Before BYU

- Played three seasons at Houston
- Played in two games in 2015-16 and averaged 3.5 points, 2.0 assists and 1.0 rebounds
- Played in two games in 2015-16 due to injury
- Played in and started 19 games as a junior in 2014-15 and averaged 9.8 points, 2.5 rebounds and 5.3 assists
- Scored a career-high 25 points at South Florida on Feb. 17, 2015
- Played in 28 games and started 25 as a sophomore in 2013-14 and averaged 8.9 points, 2.5 rebounds and 5.5 assists while shooting 40.0 percent from the field, 41.3 percent from 3 and 77.8 percent from the free-throw line
- Led the American Athletic Conference and was 29th in the nation in assists per game
- Posted a double-double with 16 points and 10 assists at Central Florida
- Played his freshman season at Baylor in 2012-13
- Dished out a career-best 12 assists vs. Hardin-Simmons on Jan. 19, 2013
- Played his senior year of high school for Russell Carr in 2011-12 at Westbury Christian High School
- Earned TABC All-State honors while leading the Wildcats to a 29-4 record

- Helped WCHS to the TAPPS-4A state championship game and earned All-Tournament honors
- Earned All-District 4 First Team and Class 4A All-State honors as a freshman and sophomore at Second Baptist School
- Named to ESPN RISE 2010 Underclass All-America team
- Following freshman season played on U16 National Team, traveling to 2009 FIBA Americas U16 Championship in Mendoza, Argentina
- Team won gold medal against tournament-host Argentina
- Ranked nation's No. 61 recruit by Scout.com, No. 63 by ESPN, No. 70 by MaxPreps.com and No. 74 by Rivals.com

Personal

- Full name is Lynden Bernard Rose, Jr.
- Parents are Lynden Sr. and Marilyn Rose
- Has one brother and one sister
- Brother Lynnard Rose plays football at Columbia
- Father played at Houston from 1980 to 1982 and was a member of Phi Slama Jama with BYU coach Dave Rose
- Served an internship during the summer of 2013 with U.S. Representative Al Green
- Majored in health at Houston

2016-17 GAME-BY-GAME

Opponent	Date	GS	Min	FG	FGA	Pct	3FG	FGA	Pct	FT	FTA	Pct	Off	Def	TR	Avg	PF	FO	A	TO	Blk	Stl	Pts	Avg	
Princeton	11/14/16	*	31	1	6	.167	0	1	.000	2	4	.500	0	3	3	3.0	2	0	3	2	0	0	4	4.0	
Coppin State	11/17/16	*	22	1	2	.500	1	2	.500	2	2	1.000	1	2	3	3.0	0	0	5	1	0	1	5	4.5	
Coastal Carolina	11/19/16	*	32	3	6	.500	1	3	.333	2	2	1.000	0	6	6	4.0	1	0	9	3	1	1	9	6.0	
vs. Saint Louis	11/21/16																								
vs. Alabama/Valparaiso	11/23/16																								
Utah Valley	11/26/16																								
vs. Utah State	11/30/16																								
vs. USC	12/03/16																								
Weber State	12/07/16																								
Colorado	12/10/16																								
vs. Illinois	12/17/16																								
Idaho State	12/20/16																								
CSU Bakersfield	12/22/16																								
Santa Clara	12/29/16																								
at Loyola Marymount	12/31/16																								
at Saint Mary's	01/05/17																								
Pacific	01/07/17																								
San Francisco	01/12/17																								
at San Diego	01/14/17																								
Pepperdine	01/19/17																								
at Pacific	01/21/17																								
at Santa Clara	01/26/17																								
Loyola Marymount	01/28/17																								
Gonzaga	02/02/17																								
Portland	02/04/17																								
at Pepperdine	02/09/17																								
at San Francisco	02/11/17																								
San Diego	02/16/17																								
Saint Mary's	02/18/17																								
at Portland	02/23/17																								
at Gonzaga	02/25/17																								
Totals			3	85	5	14	.357	2	6	.333	6	8	.750	1	11	12	4.0	3	0	17	6	1	2	18	6.0

CAREER STATISTICS (ALL GAMES)

Year	GP	GS	Min	Avg	FG	FGA	Pct	3FG	FGA	Pct	FT	FTA	Pct	Off	Def	TR	Avg	PF	FO	A	TO	Blk	Stl	Pts	Avg
2016-17	3	3	85	28.3	5	14	.357	2	6	.333	6	8	.750	1	11	12	4.0	3	0	17	6	1	2	18	6.0
TOTAL	3	3	85	28.3	5	14	.357	2	6	.333	6	8	.750	1	11	12	4.0	3	0	17	6	1	2	18	6.0

CAREER STATISTICS (CONFERENCE GAMES)

Year	GP	GS	Min	Avg	FG	FGA	Pct	3FG	FGA	Pct	FT	FTA	Pct	Off	Def	TR	Avg	PF	FO	A	TO	Blk	Stl	Pts	Avg	
2016-17																										
TOTAL																										

#10 • STEVEN BEO  
6-3 • 180 • FR • GUARD



RICHLAND, WASHINGTON  
RICHLAND HS

2016-17 SEASON — PPG: 0.0 RPG: 0.5 APG: 0.5 BPG: 0.0 SPG: 0.0 FG%: .000 3FG%: .000 FT%: .000

2016-17 • Freshman

- Had 1 rebound and 1 assist vs. Coppin State
- Made his BYU debut against Princeton

Before BYU

- A four-year letterwinner for Earl Streufert at Richland High School
- Averaged 26.7 points, 6.1 rebounds and 4.4 assists as a senior and led Richland to an 18-5 record, the Mid-Columbia Conference title and the district title
- As a junior led the state in scoring at 27.7 points per game and set a Richland High single-game record with 49 points against Wenatchee
- As a junior and senior was named first-team all-state, was the Tri-City Herald All-Area Player of the Year and the Mid-Columbia Conference Player of the Year
- Earned 4A All-Tournament First Team honors while leading the Bombers to the quarterfinals of the 4A state tournament
- Started during his freshman and sophomore seasons and helped lead Richland to the state tournament each year
- As a sophomore helped the Bombers to a 25-1 record and a trip to the state title game
- Named second-team all-conference and earned 4A All-Tournament First Team honors

Personal

- Parents are Jill and Anthony Beo
- Has two sisters

2016-17 SEASON HIGHS

PTS	—
1st H	—
2nd H	—
REB	1 vs. Coppin State – 11/17/16
AST	1 vs. Coppin State – 11/17/16
STL	—
BLK	—
FGM	—
FGA	1 vs. Coppin State – 11/17/16
3PM	—
3PA	1 vs. Coppin State – 11/17/16
FTM	—
FTA	—

MISCELLANEOUS

	16-17	Career
Double-Figure Points	—	—
20-plus Points	—	—
Double-Figure Reb	—	—
Double-Doubles	—	—
3-plus Steals	—	—
3-plus Blocks	—	—
3-plus 3-point FG	—	—
Scoring Leader	—	—
Rebound Leader	—	—
Assist Leader	—	—

2016-17 GAME-BY-GAME

Opponent	Date	GS	Min	FG	FGA	Pct	3FG	FGA	Pct	FT	FTA	Pct	Off	Def	TR	Avg	PF	FO	A	TO	Blk	Stl	Pts	Avg
Princeton	11/14/16		2	0	0	.000	0	0	.000	0	0	.000	0	0	0	0.0	1	0	0	0	0	0	0.0	
Coppin State	11/17/16		10	0	1	.000	0	1	.000	0	1	.000	0	1	1	0.5	1	0	1	0	0	0	0.0	
Coastal Carolina	11/19/16																							
vs. Saint Louis	11/21/16																							
vs. Alabama/Valparaiso	11/23/16																							
Utah Valley	11/26/16																							
vs. Utah State	11/30/16																							
vs. USC	12/03/16																							
Weber State	12/07/16																							
Colorado	12/10/16																							
vs. Illinois	12/17/16																							
Idaho State	12/20/16																							
CSU Bakersfield	12/22/16																							
Santa Clara	12/29/16																							
at Loyola Marymount	12/31/16																							
at Saint Mary's	01/05/17																							
Pacific	01/07/17																							
San Francisco	01/12/17																							
at San Diego	01/14/17																							
Pepperdine	01/19/17																							
at Pacific	01/21/17																							
at Santa Clara	01/26/17																							
Loyola Marymount	01/28/17																							
Gonzaga	02/02/17																							
Portland	02/04/17																							
at Pepperdine	02/09/17																							
at San Francisco	02/11/17																							
San Diego	02/16/17																							
Saint Mary's	02/18/17																							
at Portland	02/23/17																							
at Gonzaga	02/25/17																							
Totals			0	12	0	1	.000	0	1	.000	0	1	.000	0	1	0.5	2	0	1	0	0	0	0.0	

CAREER STATISTICS (ALL GAMES)

Year	GP	GS	Min	Avg	FG	FGA	Pct	3FG	FGA	Pct	FT	FTA	Pct	Off	Def	TR	Avg	PF	FO	A	TO	Blk	Stl	Pts	Avg
2016-17	2	0	12	6.0	0	1	.000	0	1	.000	0	1	.000	0	1	1	0.5	2	0	1	0	0	0	0.0	
TOTAL	2	0	12	6.0	0	1	.000	0	1	.000	0	1	.000	0	1	1	0.5	2	0	1	0	0	0	0.0	

CAREER STATISTICS (CONFERENCE GAMES)

Year	GP	GS	Min	Avg	FG	FGA	Pct	3FG	FGA	Pct	FT	FTA	Pct	Off	Def	TR	Avg	PF	FO	A	TO	Blk	Stl	Pts	Avg
2016-17																									
TOTAL																									

#12 • ERIC MIKA  
6-10 • 230 • SO • FORWARD



ALPINE, UTAH  
LONE PEAK HS

2016-17 SEASON — PPG: 21.0 RPG: 11.3 APG: 1.7 BPG: 2.7 SPG: 0.3 FG%: .618 3FG%: .000 FT%: .808

2016-17 • Sophomore

- A candidate for the Kareem Abdul-Jabbar Award
- Named to the All-WCC Preseason Team
- Had 19 points, 11 rebounds vs. Coastal Carolina
- Had 18 points on 6 of 8 shooting from the field, 6 of 7 from the FT line vs. Coppin State
- Set career highs with 26 points, 18 rebounds, 12 made free throws vs. Princeton

- Averaged 11.8 points, 6.4 rebounds, 1.0 assists and 0.7 blocks and shot .527 from the field and .617 from the free throw line

Before BYU

- Played for Quincy Lewis and helped lead Lone Peak to a 26-1 record, the 2012-13 MaxPreps.com National Title and the 5A Utah state title
- Named a third-team All-American by MaxPreps.com
- Named first-team all-state by the Deseret News and the Salt Lake Tribune
- Averaged 16.4 points, 11.2 rebounds, 1.7 blocks 1.0 assists per game and shot .671 from the field
- Earned MVP honors in the West Coast All-Star Classic as he scored a game-high 28 points for the East Team
- Scored 24 points to lead the North to a 118-114 win over the South in the Utah Valley All-Star game
- In the class of 2013 was ranked No. 28 by ESPN.com, No. 37 in Scout.com and No. 49 by Rivals.com
- Ranked No. 3 among centers by ESPN.com and Scout.com
- Ranked No. 14 among power forwards by Rivals.com
- Played his freshman and sophomore seasons at The Waterford School in Salt Lake City

2013-14 • Freshman

- Named to the WCC All-Freshman Team
- Received Silver Honors on the WCC Commissioner's Honor Roll
- Ranked 87th in the nation in offensive rebounds per game
- Ranked 3rd in the WCC in offensive rebounds, 9th in field goal percentage, 14th in rebounding and 22nd in scoring
- Recorded the most offensive rebounds in a season at BYU (93) and averaged the 4th most offensive rebounds per game in a season (2.82)
- In the BYU record book for freshmen, recorded the 8th most points by a freshman (389), 3rd most double-figure scoring games (24); 4th most double-doubles (5), 3rd most double-digit rebound games (6), most offensive rebounds (93), 3rd most rebounds (211), 2nd most free throw attempts (180) and 5th most free throws made (111)
- Posted season highs of 20 points (twice), 13 rebounds (San Francisco), 3 assists (Pacific), 3 steals (Pacific), 3 blocks (Weber State), 9 field goals made (Mount St. Mary's) and 11 free throws made (Oregon)
- Scored in double figures 24 times, 20-plus points twice, had double-figure rebounds 6 times and had 5 double-doubles
- Led the team in rebounding 8 times and assists once

Personal

- Wife's name is Gabrielle
- Parents are Ron and Sue Mika
- Has six siblings
- Also recruited by Weber State, Utah State, Utah, Stanford and Boston College

2016-17 SEASON HIGHS

PTS	26 vs. Princeton – 11/14/16
1st H	14 vs. Princeton – 11/14/16
2nd H	12 vs. Princeton – 11/14/16
REB	18 vs. Princeton – 11/14/16
AST	3 vs. Princeton – 11/14/16
STL	1 vs. Princeton – 11/14/16
BLK	3, twice, last vs. Coastal Carolina, 11/19/16
FGM	8 vs. Coastal Carolina, 11/19/16
FGA	14 vs. Princeton – 11/14/16
3PM	–
3PA	–
FTM	12 vs. Princeton – 11/14/16
FTA	13 vs. Princeton – 11/14/16

CAREER HIGHS

PTS	26 vs. Princeton – 11/14/16
1st H	14 vs. Princeton – 11/14/16
2nd H	16 vs. Pacific – 1/30/14
REB	13 vs. San Francisco – 2/8/14
AST	3, twice, last vs. Princeton – 11/14/16
STL	3 vs. Pacific – 1/30/14
BLK	3, 3 times, last vs. Coastal Carolina, 11/19/16
FGM	9 vs. Mount St. Mary's – 11/15/13
FGA	16 vs. North Texas – 12/3/13
3PM	–
3PA	–
FTM	12 vs. Princeton – 11/14/16
FTA	16 vs. Oregon – 3/20/14

MISCELLANEOUS

	16-17	Career
Double-Figure Points	3 (3-0)	27 (18-9)
20-plus Points	1 (1-0)	3 (3-0)
Double-Figure Reb	2 (2-0)	8 (6-2)
Double-Doubles	2 (2-0)	7 (6-1)
3-plus Steals	1 (1-0)	1 (1-0)
3-plus Blocks	2 (2-0)	3 (3-0)
3-plus 3-point FG	–	0 (0-0)
Scoring Leader	3 (3-0)	3 (3-0)
Rebound Leader	2 (2-0)	10 (5-5)
Assist Leader	–	1 (1-0)

2016-17 GAME-BY-GAME

Opponent	Date	GS	Min	FG	FGA	Pct	3FG	FGA	Pct	FT	FTA	Pct	Off	Def	TR	Avg	PF	FO	A	TO	Blk	Stl	Pts	Avg	
Princeton	11/14/16	*	34	7	14	.500	0	0	.000	12	13	.923	9	9	18	18.0	2	0	3	2	2	1	26	26.0	
Coppin State	11/17/16	*	15	6	8	.750	0	0	.000	6	7	.857	2	3	5	11.5	1	0	1	2	3	0	18	22.0	
Coastal Carolina	11/19/16	*	25	8	12	.667	0	0	.000	3	6	.500	2	9	11	11.3	1	0	1	2	3	0	19	21.0	
vs. Saint Louis	11/21/16																								
vs. Alabama/Valparaiso	11/23/16																								
Utah Valley	11/26/16																								
vs. Utah State	11/30/16																								
vs. USC	12/03/16																								
Weber State	12/07/16																								
Colorado	12/10/16																								
vs. Illinois	12/17/16																								
Idaho State	12/20/16																								
CSU Bakersfield	12/22/16																								
Santa Clara	12/29/16																								
at Loyola Marymount	12/31/16																								
at Saint Mary's	01/05/17																								
Pacific	01/07/17																								
San Francisco	01/12/17																								
at San Diego	01/14/17																								
Pepperdine	01/19/17																								
at Pacific	01/21/17																								
at Santa Clara	01/26/17																								
Loyola Marymount	01/28/17																								
Gonzaga	02/02/17																								
Portland	02/04/17																								
at Pepperdine	02/09/17																								
at San Francisco	02/11/17																								
San Diego	02/16/17																								
Saint Mary's	02/18/17																								
at Portland	02/23/17																								
at Gonzaga	02/25/17																								
Totals			3	74	21	34	.618	0	0	.000	21	26	.808	13	21	34	11.3	4	0	5	6	8	1	63	21.0

CAREER STATISTICS (ALL GAMES)

Year	GP	GS	Min	Avg	FG	FGA	Pct	3FG	FGA	Pct	FT	FTA	Pct	Off	Def	TR	Avg	PF	FO	A	TO	Blk	Stl	Pts	Avg
2013-14	33	29	844	25.6	139	264	.527	0	0	.000	111	180	.617	93	118	211	6.4	107	4	32	49	24	15	389	11.8
2016-17	3	3	74	24.7	21	34	.618	0	0	.000	21	26	.808	13	21	34	11.3	4	0	5	6	8	1	63	21.0
TOTAL	36	32	918	25.5	160	298	.537	0	0	.000	132	206	.641	106	139	245	6.8	111	4	37	55	32	16	452	12.6

CAREER STATISTICS (CONFERENCE GAMES)

Year	GP	GS	Min	Avg	FG	FGA	Pct	3FG	FGA	Pct	FT	FTA	Pct	Off	Def	TR	Avg	PF	FO	A	TO	Blk	Stl	Pts	Avg
2013-14	16	13	396	24.8	58	108	.537	0	0	.000	50	81	.617	36	59	95	5.9	54	3	13	27	12	8	166	10.4
TOTAL	16	13	396	24.8	58	108	.537	0	0	.000	50	81	.617	36	59	95	5.9	54	3	13	27	12	8	166	10.4

#13 • COLBY LEIFSON  
6-4 • 190 • FR • GUARD



SUWANEE, GEORGIA  
NORTH GWINNETT HS

2016-17 SEASON — PPG: 1.5 RPG: 1.5 APG: 0.5 BPG: 0.0 SPG: 0.0 FG%: .143 3FG%: .167 FT%: .000

2016-17 • Freshman

- Hit his first career 3 and added 3 rebounds vs. Coppin State

Before BYU

- Prepped at North Gwinnett High School
- Averaged 17 points, shot 41 percent from 3 and made 93 percent from the free-throw line as a senior
- Made 93 3s as a senior, second all-time in a single season in Gwinnett County history
- Earned All-Gwinnett County and all-region first-team honors
- Played for the Atlanta All Stars during the AAU season
- Also recruited by High Point, Wofford, Gardner Webb and Tennessee Tech

Personal

- Parents are Ryan and Jennifer Leifson
- Has two brothers and one sister

2016-17 SEASON HIGHS

PTS	3 vs. Coppin State – 11/17/16
1st H	–
2nd H	3 vs. Coppin State – 11/17/16
REB	3 vs. Coppin State – 11/17/16
AST	1 vs. Coppin State – 11/17/16
STL	–
BLK	–
FGM	1 vs. Coppin State – 11/17/16
FGA	5 vs. Coppin State – 11/17/16
3PM	1 vs. Coppin State – 11/17/16
3PA	5 vs. Coppin State – 11/17/16
FTM	–
FTA	–

MISCELLANEOUS

	16-17	Career
Double-Figure Points	–	–
20-plus Points	–	–
Double-Figure Reb	–	–
Double-Doubles	–	–
3-plus Steals	–	–
3-plus Blocks	–	–
3-plus 3-point FG	–	–
Scoring Leader	–	–
Rebound Leader	–	–
Assist Leader	–	–

2016-17 GAME-BY-GAME

Opponent	Date	GS	Min	FG	FGA	Pct	3FG	FGA	Pct	FT	FTA	Pct	Off	Def	TR	Avg	PF	FO	A	TO	Blk	Stl	Pts	Avg
Princeton	11/14/16																							
DNP																								
Coppin State	11/17/16		9	1	5	.200	1	5	.200	0	0	.000	1	2	3	3.0	2	0	1	0	0	0	3	3.0
Coastal Carolina	11/19/16		6	0	2	.000	0	1	.000	0	0	.000	0	0	0	1.5	1	0	0	0	0	0	0	1.5
vs. Saint Louis	11/21/16																							
vs. Alabama/Valparaiso	11/23/16																							
Utah Valley	11/26/16																							
vs. Utah State	11/30/16																							
vs. USC	12/03/16																							
Weber State	12/07/16																							
Colorado	12/10/16																							
vs. Illinois	12/17/16																							
Idaho State	12/20/16																							
CSU Bakersfield	12/22/16																							
Santa Clara	12/29/16																							
at Loyola Marymount	12/31/16																							
at Saint Mary's	01/05/17																							
Pacific	01/07/17																							
San Francisco	01/12/17																							
at San Diego	01/14/17																							
Pepperdine	01/19/17																							
at Pacific	01/21/17																							
at Santa Clara	01/26/17																							
Loyola Marymount	01/28/17																							
Gonzaga	02/02/17																							
Portland	02/04/17																							
at Pepperdine	02/09/17																							
at San Francisco	02/11/17																							
San Diego	02/16/17																							
Saint Mary's	02/18/17																							
at Portland	02/23/17																							
at Gonzaga	02/25/17																							
Totals			0	15	1	7	.143	1	6	.167	0	0	.000	1	2	3	1.5	3	0	1	0	0	3	1.5

CAREER STATISTICS (ALL GAMES)

Year	GP	GS	Min	Avg	FG	FGA	Pct	3FG	FGA	Pct	FT	FTA	Pct	Off	Def	TR	Avg	PF	FO	A	TO	Blk	Stl	Pts	Avg
2016-17	2	0	15	7.5	1	7	.143	1	6	.167	0	0	.000	1	2	3	1.5	3	0	1	0	0	0	3	1.5
TOTAL	2	0	15	7.5	1	7	.143	1	6	.167	0	0	.000	1	2	3	1.5	3	0	1	0	0	0	3	1.5

CAREER STATISTICS (CONFERENCE GAMES)

Year	GP	GS	Min	Avg	FG	FGA	Pct	3FG	FGA	Pct	FT	FTA	Pct	Off	Def	TR	Avg	PF	FO	A	TO	Blk	Stl	Pts	Avg
2016-17																									
TOTAL																									

#15 • PAYTON DASTRUP  
6-10 • 250 • FR • FORWARD



MESA, ARIZONA  
MOUNTAIN VIEW HS

2016-17 SEASON — PPG: 4.5 RPG: 1.0 APG: 0.0 BPG: 0.0 SPG: 0.0 FG%: .500 3FG%: .500 FT%: .000

2016-17 • Freshman

- Scored 9 points on 4 of 6 shooting against Coppin State

- Served a mission for The Church of Jesus Christ of Latter-day Saints in Panama

Before BYU

- Played for Gary Ernst at Mountain View High School
- As a senior in 2013-14 led Mountain View to a 21-8 record while averaging 16.5 points and 13.0 rebounds as a senior
- Earned second-team Division I All-Arizona honors from AZcentral.com and first-team All-Tribune by the East Valley Tribune
- Named Mesa All-City Boys co-MVP and earned first-team honors
- As a junior in 2012-13 led Mountain View to an 18-11 record while averaging 18.1 points, 10.9 rebounds, 3.0 assists and 2.0 blocks
- Named second-team Division I All-Arizona by AZcentral.com and first-team All-Tribune by the East Valley Tribune
- Helped Mountain View to a 21-8 record as a sophomore
- As a sophomore in 2011-12 earned honorable mention All-Arizona Division I honors from AZcentral.com
- Named honorable mention All-Tribune by the East Valley Tribune
- Named a four-star recruit by ESPN, Scout and Rivals
- National overall recruiting rankings: 98th by ESPN, 100th by Rivals
- National position recruiting rankings: 12th by ESPN, 18th by Scout
- Also recruited by Arizona, Arizona State, Florida, Ohio State, Virginia, Kansas, Utah

Personal

- Parents are Kristen and David Dastrup
- Has two sisters

2016-17 SEASON HIGHS

PTS	9 vs. Coppin State – 11/17/16
1st H	2 vs. Coppin State – 11/17/16
2nd H	7 vs. Coppin State – 11/17/16
REB	2 vs. Coppin State – 11/17/16
AST	–
STL	–
BLK	–
FGM	4 vs. Coppin State – 11/17/16
FGA	6 vs. Coppin State – 11/17/16
3PM	1 vs. Coppin State – 11/17/16
3PA	1, twice, last vs. Coastal Carolina, 11/19/16
FTM	–
FTA	–

MISCELLANEOUS

	16-17	Career
Double-Figure Points	–	–
20-plus Points	–	–
Double-Figure Reb	–	–
Double-Doubles	–	–
3-plus Steals	–	–
3-plus Blocks	–	–
3-plus 3-point FG	–	–
Scoring Leader	–	–
Rebound Leader	–	–
Assist Leader	–	–

2016-17 GAME-BY-GAME

Opponent	Date	GS	Min	FG	FGA	Pct	3FG	FGA	Pct	FT	FTA	Pct	Off	Def	TR	Avg	PF	FO	A	TO	Blk	Stl	Pts	Avg
Princeton	11/14/16																							
DNP																								
Coppin State	11/17/16		7	4	6	.667	1	1	1.000	0	0	.000	0	2	2	2.0	3	0	0	1	0	0	9	9.0
Coastal Carolina	11/19/16		2	0	2	.000	0	1	.000	0	0	.000	0	0	0	1.0	0	0	0	0	0	0	0	4.5
vs. Saint Louis	11/21/16																							
vs. Alabama/Valparaiso	11/23/16																							
Utah Valley	11/26/16																							
vs. Utah State	11/30/16																							
vs. USC	12/03/16																							
Weber State	12/07/16																							
Colorado	12/10/16																							
vs. Illinois	12/17/16																							
Idaho State	12/20/16																							
CSU Bakersfield	12/22/16																							
Santa Clara	12/29/16																							
at Loyola Marymount	12/31/16																							
at Saint Mary's	01/05/17																							
Pacific	01/07/17																							
San Francisco	01/12/17																							
at San Diego	01/14/17																							
Pepperdine	01/19/17																							
at Pacific	01/21/17																							
at Santa Clara	01/26/17																							
Loyola Marymount	01/28/17																							
Gonzaga	02/02/17																							
Portland	02/04/17																							
at Pepperdine	02/09/17																							
at San Francisco	02/11/17																							
San Diego	02/16/17																							
Saint Mary's	02/18/17																							
at Portland	02/23/17																							
at Gonzaga	02/25/17																							
Totals			0	9	4	.500	1	2	.500	0	0	.000	0	2	2	1.0	3	0	0	1	0	0	9	4.5

CAREER STATISTICS (ALL GAMES)

Year	GP	GS	Min	Avg	FG	FGA	Pct	3FG	FGA	Pct	FT	FTA	Pct	Off	Def	TR	Avg	PF	FO	A	TO	Blk	Stl	Pts	Avg
2016-17	2	0	9	4.5	4	8	.500	1	2	.500	0	0	.000	0	2	2	1.0	3	0	0	1	0	0	9	4.5
TOTAL	2	0	9	4.5	4	8	.500	1	2	.500	0	0	.000	0	2	2	1.0	3	0	0	1	0	0	9	4.5

CAREER STATISTICS (CONFERENCE GAMES)

Year	GP	GS	Min	Avg	FG	FGA	Pct	3FG	FGA	Pct	FT	FTA	Pct	Off	Def	TR	Avg	PF	FO	A	TO	Blk	Stl	Pts	Avg
2016-17																									
TOTAL																									



**#21 • KYLE DAVIS**  
6-8 • 225 • SR • FORWARD



**DRAPER, UTAH**  
**UTAH STATE**

**2016-17 SEASON — PPG: 6.3 RPG: 5.7 APG: 1.0 BPG: 1.0 SPG: 0.7 FG%: .533 3FG%: .000 FT%: .429**

**2016-17 • Senior**

- A team captain
- Hit 4 of 5 from the field for 8 points, 6 rebounds, 2 assists, 1 block and 1 steal vs. Coastal Carolina
- Posted 7 points, 5 rebounds and 2 blocks against Princeton

**2015-16 • Junior**

- WCC Player of the Week (Nov. 16)
- Named Academic All-West Coast Conference
- Received the Academic Excellence Award at the team banquet
- Nationally was ranked 84th in total rebounds, 98th in total blocks, 109th in double-doubles, 137th in blocks per game and 155th in rebounds per game
- In the WCC was 3rd in blocks, 4th in field goal percentage, 5th in defensive rebounds, 6th in rebounding and 19th in scoring
- Finished the 2015-16 season 7th all-time for blocks in a single season at BYU
- Posted season highs of 23 points (Harvard), 20 rebounds (Utah Valley), 4 assists (twice), 3 steals (Pepperdine) and 4 blocks (twice)
- Scored in double figures 28 times and 20-plus points 4 times
- Had 8 double-doubles and 8 games with double-digit rebounds
- Had 3-plus steals once and 3-plus blocks 4 times
- Led the team in scoring twice, rebounds 15 times and assists once

- Started 27 of 29 games played in 2013-14 as a sophomore at Utah State
- Averaged 9.1 points and 7.6 rebounds, had a team-high 37 blocks and shot 50.3 percent from the field
- Posted 7 double-doubles and had season highs of 18 points, 15 rebounds (twice), 3 blocks (7 times) and 5 assists
- Played as a freshman at Southern Utah in 2010-11 prior to serving a two-year LDS mission
- Averaged 8.5 points, a team-high 5.3 rebounds and 1.0 block per game and shot 55.4 percent from the field
- Posted season highs of 21 points, 14 rebounds, 5 assists and 3 blocks
- Led Alta High School to the 5A state title and was named tournament MVP in 2010
- Averaged 18.5 points, 7.6 rebounds, 1.4 blocks, 1.5 steals and 1.3 assists as a senior
- Was named 2010 5A MVP and Region 4 MVP

**Personal**

- Parents are Mark and Debbie Davis
- Wife's name is Kelli and they have a son, Graham
- Has one brother and two sisters
- Served a mission for The Church of Jesus Christ of Latter-day Saints in Detroit

**2016-17 SEASON HIGHS**

PTS	8 vs. Coastal Carolina, 11/19/16
1st H	8 vs. Coastal Carolina, 11/19/16
2nd H	3 vs. Princeton – 11/14/16
REB	6, twice, last vs. Coastal Carolina, 11/19/16
AST	2 vs. Coastal Carolina, 11/19/16
STL	1, twice, last vs. Coastal Carolina, 11/19/16
BLK	2 vs. Princeton – 11/14/16
FGM	4 vs. Coastal Carolina, 11/19/16
FGA	6 vs. Coppin State – 11/17/16
3PM	–
3PA	–
FTM	3 vs. Princeton – 11/14/16
FTA	6 vs. Princeton – 11/14/16

**CAREER HIGHS**

PTS	23 vs. Harvard – 12/22/15
1st H	11 vs. UVU – 11/13/15
2nd H	19 vs. Harvard – 12/22/15
REB	20 vs. UVU – 11/13/15
AST	4, twice, last vs. CMU – 12/18/15
STL	3 at Pepperdine – 01/23/16
BLK	4, twice, last at Gonzaga – 01/14/16
FGM	10 vs. Harvard – 12/22/15
FGA	14 vs. Harvard – 12/22/15
3PM	1, 6 times, last vs. Pepperdine – 01/30/16
3PA	2 vs. UVU – 11/13/15
FTM	8 vs. San Francisco – 01/09/16
FTA	11 vs. San Francisco – 01/09/16

**MISCELLANEOUS**

	16-17	Career
Double-Figure Points	–	28 (21-7)
20-plus Points	–	4 (1-3)
Double-Figure Reb	–	8 (6-2)
Double-Doubles	–	8 (6-2)
3-plus Steals	–	1 (0-1)
3-plus Blocks	–	4 (3-1)
3-plus 3-point FG	–	–
Scoring Leader	–	2 (1-1)
Rebound Leader	–	15 (12-3)
Assist Leader	–	1 (0-1)

**In 2014-15 • Redshirt**

- Sat out 2014-15 due to NCAA transfer rules

**Before BYU**

**2016-17 GAME-BY-GAME**

Opponent	Date	GS	Min	FG	FGA	Pct	3FG	FGA	Pct	FT	FTA	Pct	Off	Def	TR	Avg	PF	FO	A	TO	Blk	Stl	Pts	Avg	
Princeton	11/14/16	*	23	2	4	.500	0	0	.000	3	6	.500	1	4	5	5.0	4	0	0	3	2	0	7	7.0	
Coppin State	11/17/16	*	15	2	6	.333	0	0	.000	0	0	.000	1	5	6	5.5	2	0	1	2	0	1	4	5.5	
Coastal Carolina	11/19/16	*	21	4	5	.800	0	0	.000	0	1	.000	1	5	6	5.7	4	0	2	1	1	1	8	6.3	
vs. Saint Louis	11/21/16																								
vs. Alabama/Valparaiso	11/23/16																								
Utah Valley	11/26/16																								
vs. Utah State	11/30/16																								
vs. USC	12/03/16																								
Weber State	12/07/16																								
Colorado	12/10/16																								
vs. Illinois	12/17/16																								
Idaho State	12/20/16																								
CSU Bakersfield	12/22/16																								
Santa Clara	12/29/16																								
at Loyola Marymount	12/31/16																								
at Saint Mary's	01/05/17																								
Pacific	01/07/17																								
San Francisco	01/12/17																								
at San Diego	01/14/17																								
Pepperdine	01/19/17																								
at Pacific	01/21/17																								
at Santa Clara	01/26/17																								
Loyola Marymount	01/28/17																								
Gonzaga	02/02/17																								
Portland	02/04/17																								
at Pepperdine	02/09/17																								
at San Francisco	02/11/17																								
San Diego	02/16/17																								
Saint Mary's	02/18/17																								
at Portland	02/23/17																								
at Gonzaga	02/25/17																								
Totals			3	59	8	15	.533	0	0	.000	3	7	.429	3	14	17	5.7	10	0	3	6	3	2	19	6.3

**CAREER STATISTICS (ALL GAMES)**

Year	GP	GS	Min	Avg	FG	FGA	Pct	3FG	FGA	Pct	FT	FTA	Pct	Off	Def	TR	Avg	PF	FO	A	TO	Blk	Stl	Pts	Avg
2015-16	37	37	1001	27.1	175	321	.545	7	15	.467	82	136	.603	85	191	276	7.5	92	1	46	69	50	26	439	11.9
2016-17	3	3	59	19.7	8	15	.533	0	0	.000	3	7	.429	3	14	17	5.7	10	0	3	6	3	2	19	6.3
TOTAL	40	40	1060	26.5	183	336	.545	7	15	.467	85	143	.594	88	205	293	7.3	102	1	49	75	53	28	458	11.5

**CAREER STATISTICS (CONFERENCE GAMES)**

Year	GP	GS	Min	Avg	FG	FGA	Pct	3FG	FGA	Pct	FT	FTA	Pct	Off	Def	TR	Avg	PF	FO	A	TO	Blk	Stl	Pts	Avg
2015-16	18	18	446	24.8	82	156	.526	2	7	.286	39	64	.609	33	70	103	5.7	47	1	20	24	32	14	205	11.4
TOTAL	18	18	446	24.8	82	156	.526	2	7	.286	39	64	.609	33	70	103	5.7	47	1	20	24	32	14	205	11.4

#23 • YOELI CHILDS  
6-8 • 225 • FR • FORWARD



SOUTH JORDAN, UTAH  
BINGHAM HS

2016-17 SEASON — PPG: 5.7 RPG: 8.0 APG: 1.3 BPG: 1.0 SPG: 0.3 FG%: .667 3FG%: .000 FT%: .200

2016-17 • Freshman

- Posted 8 points, 15 rebounds, 3 assists, a block and a steal vs. Coppin State
- Debuted with 5 points, 6 rebounds and 1 block vs. Princeton

Personal

- Mother is Kara Childs
- Has one brother

Before BYU

- Played for Jake Schroeder at Bingham High School
- As a senior in 2015-16 averaged 18.5 points, 10.7 rebounds and 2.4 assists and led Bingham to a record of 24-2 overall and 12-0 in district play and the 5A state title
- Named the 5A MVP by the Deseret News and first-team all-state by the Salt Lake Tribune in 2016
- Played in the Ballislife All-American Game
- As a junior in 2014-15 averaged 16.4 points, 10.7 rebounds and 2.4 assists and led Bingham to a record of 20-4 overall and 9-1 in district play and a trip to the 5A quarterfinals
- Named 5A first-team all-state by the Deseret News and the Salt Lake Tribune in 2015
- As a sophomore in 2013-14 averaged 11.1 points and 5.3 rebounds while helping Bingham to the 5A quarterfinals
- Named 5A third-team all-state by the Deseret News in 2014
- Ranked No. 53 in ESPN's top 100 for the class of 2016
- Named a four star recruit by ESPN and a three-star recruit by Scout and Rivals
- Ranked No. 16 nationally among centers by ESPN
- Named the No. 4 recruit in Utah by ESPN
- Also recruited by Oregon, Oregon State and Stanford
- Played for the Utah Prospects AAU team coached by Tim Davis

2016-17 SEASON HIGHS

PTS	8 vs. Coppin State – 11/17/16
1st H	4 vs. Coppin State – 11/17/16
2nd H	4 vs. Coppin State – 11/17/16
REB	15 vs. Coppin State – 11/17/16
AST	3 vs. Coppin State – 11/17/16
STL	1 vs. Coppin State – 11/17/16
BLK	1, 3 times, last vs. Coastal Carolina, 11/19/16
FGM	4 vs. Coppin State – 11/17/16
FGA	5, twice, last vs. Coppin State – 11/17/16
3PM	–
3PA	–
FTM	1 vs. Princeton – 11/14/16
FTA	4 vs. Princeton – 11/14/16

MISCELLANEOUS

	16-17	Career
Double-Figure Points	–	–
20-plus Points	–	–
Double-Figure Reb	1 (1-0)	1 (1-0)
Double-Doubles	–	–
3-plus Steals	–	–
3-plus Blocks	–	–
3-plus 3-point FG	–	–
Scoring Leader	–	–
Rebound Leader	1 (1-0)	1 (1-0)
Assist Leader	–	–

2016-17 GAME-BY-GAME

Opponent	Date	GS	Min	FG	FGA	Pct	3FG	FGA	Pct	FT	FTA	Pct	Off	Def	TR	Avg	PF	FO	A	TO	Blk	Stl	Pts	Avg	
Princeton	11/14/16		23	2	5	.400	0	0	.000	1	4	.250	0	6	6	6.0	2	0	0	1	1	0	5	5.0	
Coppin State	11/17/16		20	4	5	.800	0	0	.000	0	1	.000	3	12	15	10.5	2	0	3	5	1	1	8	6.5	
Coastal Carolina	11/19/16		19	2	2	1.000	0	0	.000	0	0	.000	0	3	3	8.0	0	0	1	2	1	0	4	5.7	
vs. Saint Louis	11/21/16																								
vs. Alabama/Valparaiso	11/23/16																								
Utah Valley	11/26/16																								
vs. Utah State	11/30/16																								
vs. USC	12/03/16																								
Weber State	12/07/16																								
Colorado	12/10/16																								
vs. Illinois	12/17/16																								
Idaho State	12/20/16																								
CSU Bakersfield	12/22/16																								
Santa Clara	12/29/16																								
at Loyola Marymount	12/31/16																								
at Saint Mary's	01/05/17																								
Pacific	01/07/17																								
San Francisco	01/12/17																								
at San Diego	01/14/17																								
Pepperdine	01/19/17																								
at Pacific	01/21/17																								
at Santa Clara	01/26/17																								
Loyola Marymount	01/28/17																								
Gonzaga	02/02/17																								
Portland	02/04/17																								
at Pepperdine	02/09/17																								
at San Francisco	02/11/17																								
San Diego	02/16/17																								
Saint Mary's	02/18/17																								
at Portland	02/23/17																								
at Gonzaga	02/25/17																								
Totals			0	62	8	12	.667	0	0	.000	1	5	.200	3	21	24	8.0	4	0	4	8	3	1	17	5.7

CAREER STATISTICS (ALL GAMES)

Year	GP	GS	Min	Avg	FG	FGA	Pct	3FG	FGA	Pct	FT	FTA	Pct	Off	Def	TR	Avg	PF	FO	A	TO	Blk	Stl	Pts	Avg
2016-17	3	0	62	20.7	8	12	.667	0	0	.000	1	5	.200	3	21	24	8.0	4	0	4	8	3	1	17	5.7
TOTAL	3	0	62	20.7	8	12	.667	0	0	.000	1	5	.200	3	21	24	8.0	4	0	4	8	3	1	17	5.7

CAREER STATISTICS (CONFERENCE GAMES)

Year	GP	GS	Min	Avg	FG	FGA	Pct	3FG	FGA	Pct	FT	FTA	Pct	Off	Def	TR	Avg	PF	FO	A	TO	Blk	Stl	Pts	Avg
2016-17																									
TOTAL																									

**#24 • DAVIN GUINN**  
6-5 • 190 • JR • FORWARD



**MURRIETA, CALIFORNIA**  
**UC RIVERSIDE**

**2016-17 SEASON HIGHS**

PTS	6 vs. Coastal Carolina, 11/19/16
1st H	—
2nd H	6 vs. Coastal Carolina, 11/19/16
REB	—
AST	1 vs. Coppin State – 11/17/16
STL	1 vs. Coppin State – 11/17/16
BLK	—
FGM	2 vs. Coastal Carolina, 11/19/16
FGA	4, twice, last vs. Coastal Carolina, 11/19/16
3PM	2 vs. Coastal Carolina, 11/19/16
3PA	3 vs. Coastal Carolina, 11/19/16
FTM	2 vs. Coppin State – 11/17/16
FTA	2 vs. Coppin State – 11/17/16

**CAREER HIGHS**

PTS	9 vs. San Diego – 02/20/16
1st H	—
2nd H	9 vs. San Diego – 02/20/16
REB	3 vs. Portland – 02/25/16
AST	1 vs. Santa Clara – 01/07/16
STL	1 vs. LMU – 01/28/16
BLK	—
FGM	3 vs. San Diego – 02/20/16
FGA	4, twice, last vs. Coastal Carolina, 11/19/16
3PM	2 vs. Coastal Carolina, 11/19/16
3PA	3 vs. Coastal Carolina, 11/19/16
FTM	2, 3 times, last vs. Coppin State – 11/17/16
FTA	4 vs. San Diego – 02/20/16

**MISCELLANEOUS**

	16-17	Career
Double-Figure Points	—	—
20-plus Points	—	—
Double-Figure Reb	—	—
Double-Doubles	—	—
3-plus Steals	—	—
3-plus Blocks	—	—
3-plus 3-point FG	—	—
Scoring Leader	—	—
Rebound Leader	—	—
Assist Leader	—	—

**2016-17 SEASON — PPG: 3.7 RPG: 0.0 APG: .3 BPG: 0.0 SPG: 0.3 FG%: .375 3FG%: .600 FT%: 1.000**

**2016-17 • Junior**

- Hit a pair of 3-pointers for 6 points against Coastal Carolina
- Scored 5 points, hit 2 of 2 from the free-throw line vs. Coppin State
- Saw action in the season opener against Princeton

- His grandfather played at Ricks College from 1961-63
- An Eagle Scout
- Served a mission for The Church of Jesus Christ of Latter-day Saints in Mexico

**2015-16 • Sophomore**

- Played in 9 games
- Posted season highs of 9 points (San Diego), 3 rebounds (Portland), 1 assist (Santa Clara) and 1 steal (LMU)
- Scored 9 points against San Diego while shooting 3 of 3 from the field

**Before BYU**

- Played his freshman season at UC Riverside in 2012-13
- Played in 20 games and started 4
- Averaged 4.4 points, 3.3 rebounds and added 8 assists, 3 blocks and 8 steals
- A three-year letter winner for Kurt Ruth and Andy Rucker at Vista Murrieta High School
- A two-time first-team All-League selection and first-team All-Valley selection
- First-team All-CIF as a senior and second-team All-CIF as a junior
- Vista Murrieta's all-time leading scorer
- Averaged 23.3 points and 9.3 rebounds as a senior
- Also ran track
- Three-time Academic All-League

**Personal**

- Parents are Brad and Haley Guinn

**2016-17 GAME-BY-GAME**

Opponent	Date	GS	Min	FG	FGA	Pct	3FG	FGA	Pct	FT	FTA	Pct	Off	Def	TR	Avg	PF	FO	A	TO	Blk	Stl	Pts	Avg
Princeton	11/14/16		0	0	0	.000	0	0	.000	0	0	.000	0	0	0	0.0	0	0	0	0	0	0	0	0.0
Coppin State	11/17/16		10	1	4	.250	1	2	.500	2	2	1.000	0	0	0	0.0	1	0	1	1	0	1	5	2.5
Coastal Carolina	11/19/16		7	2	4	.500	2	3	.667	0	0	.000	0	0	0	0.0	0	0	0	1	0	0	6	3.7
vs. Saint Louis	11/21/16																							
vs. Alabama/Valparaiso	11/23/16																							
Utah Valley	11/26/16																							
vs. Utah State	11/30/16																							
vs. USC	12/03/16																							
Weber State	12/07/16																							
Colorado	12/10/16																							
vs. Illinois	12/17/16																							
Idaho State	12/20/16																							
CSU Bakersfield	12/22/16																							
Santa Clara	12/29/16																							
at Loyola Marymount	12/31/16																							
at Saint Mary's	01/05/17																							
Pacific	01/07/17																							
San Francisco	01/12/17																							
at San Diego	01/14/17																							
Pepperdine	01/19/17																							
at Pacific	01/21/17																							
at Santa Clara	01/26/17																							
Loyola Marymount	01/28/17																							
Gonzaga	02/02/17																							
Portland	02/04/17																							
at Pepperdine	02/09/17																							
at San Francisco	02/11/17																							
San Diego	02/16/17																							
Saint Mary's	02/18/17																							
at Portland	02/23/17																							
at Gonzaga	02/25/17																							
Totals			0	17	3	.375	3	5	.600	2	2	1.000	0	0	0	0.0	1	0	1	2	0	1	11	3.7

**CAREER STATISTICS (ALL GAMES)**

Year	GP	GS	Min	Avg	FG	FGA	Pct	3FG	FGA	Pct	FT	FTA	Pct	Off	Def	TR	Avg	PF	FO	A	TO	Blk	Stl	Pts	Avg
2015-16	9	0	26	2.9	4	10	.400	1	3	.333	5	8	.625	5	5	10	1.1	1	0	1	1	0	1	14	1.6
2016-17	3	0	17	5.7	3	8	.375	3	5	.600	2	2	1.000	0	0	0	0.0	1	0	1	2	0	1	11	3.7
TOTAL	12	0	43	3.6	7	18	.389	4	8	.500	7	10	.700	5	5	10	0.8	2	0	2	3	0	2	25	2.1

**CAREER STATISTICS (CONFERENCE GAMES)**

Year	GP	GS	Min	Avg	FG	FGA	Pct	3FG	FGA	Pct	FT	FTA	Pct	Off	Def	TR	Avg	PF	FO	A	TO	Blk	Stl	Pts	Avg
2015-16	8	0	25	3.1	4	10	.400	1	3	.333	5	8	.625	5	5	10	1.3	1	0	1	1	0	1	14	1.8
TOTAL	8	0	25	3.1	4	10	.400	1	3	.333	5	8	.625	5	5	10	1.3	1	0	1	1	0	1	14	1.8

#30 • TJ HAWS  
6-4 • 170 • FR • GUARD



ALPINE, UTAH  
LONE PEAK HS

2016-17 SEASON HIGHS

PTS	20 vs. Princeton – 11/14/16
1st H	11 vs. Princeton – 11/14/16
2nd H	9 vs. Princeton – 11/14/16
REB	5 vs. Coppin State – 11/17/16
AST	5 vs. Coastal Carolina, 11/19/16
STL	3 vs. Princeton – 11/14/16
BLK	–
FGM	5 vs. Princeton – 11/14/16
FGA	12 vs. Coastal Carolina, 11/19/16
3PM	3, twice, last vs. Coppin State – 11/17/16
3PA	7 vs. Coppin State – 11/17/16
FTM	7 vs. Princeton – 11/14/16
FTA	8 vs. Princeton – 11/14/16

MISCELLANEOUS

	16-17	Career
Double-Figure Points	2 (2-0)	2 (2-0)
20-plus Points	1 (1-0)	1 (1-0)
Double-Figure Reb	–	–
Double-Doubles	–	–
3-plus Steals	1 (1-0)	1 (1-0)
3-plus Blocks	–	–
3-plus 3-point FG	2 (2-0)	2 (2-0)
Scoring Leader	–	–
Rebound Leader	–	–
Assist Leader	–	–

2016-17 SEASON — PPG: 13.0 RPG: 3.7 APG: 2.3 BPG: 0.0 SPG: 1.3 FG%: .387 3FG%: .438 FT%: .800

2016-17 • Freshman

- Scored 11 points, hit 3 3-pointers and had 5 rebounds vs. Coppin State
- Scored 20 points, hit 3 3-pointers and had 3 steals vs. Princeton

Before BYU

- A four-time 5A Utah state champion (2011, 2012, 2013, 2014) and a 2013 MaxPreps.com National Champion playing for Quincy Lewis at Lone Peak High School
- Posted career totals of 1,896 points (18.4 ppg) and 264 3s
- As a senior in 2013-14 averaged 25.2 points, 3.5 rebounds, 5.2 assists and 1.8 steals and hit 95 3s while leading Lone Peak to a 23-3, 11-1 record in region play
- Named the 2014 Mr. Basketball by the Deseret News and the 2014 Utah Gatorade Player of the Year
- Received first-team all-state honors from the Deseret News and the Salt Lake Tribune
- Named the 2014 Valley Player of the Year by the Daily Herald
- Earned 2014 5A Tournament MVP honors
- As a junior in 2012-13 averaged 17.1 points, 3.4 rebounds, 4.6 assists, 1.9 steals and hit 64 3s as Lone Peak finished 26-1 overall and 10-0 in region play
- Named the 2012-13 5A MVP by the Deseret News, first-team all-state by the Salt Lake Tribune and All-Valley Offensive MVP by the Daily Herald
- As a sophomore in 2011-12 averaged 17.4 points, 4.6 rebounds, 1.9 assists and 1.5 steals and hit 59 3s as Lone Peak finished 22-3 overall and 9-1 in region play

- Named first-team all-state by the Deseret News and the Salt Lake Tribune and All-Valley by the Daily Herald
- Named the 2012 5A Tournament MVP
- As a freshman in 2010-11 averaged 13.8 points and hit 46 3s as Lone Peak finished 24-1 overall and 12-0 in region play
- Named second-team all-state by the Deseret News and Salt Lake Tribune, all-valley by the Daily Herald and first-team all-Region 4
- Completed in the NBPA Top 100 camp during the summer of 2013
- National overall recruiting rankings: 67th by ESPN, 57th by Scout, 70th by Rivals
- National position recruiting rankings: 13th by ESPN, 14th by Scout
- Played for DreamVision and Utah Reign during the AAU season

Personal

- Wife's name is Lauren
- Parents are Marty and Tiffanie Haws
- Brother Tyler (2009-10, 12-15) is BYU's all-time leading scorer with 2,720 career points
- His father Marty Haws played for BYU from 1986-90 and earned All-WAC honors
- Served a mission for The Church of Jesus Christ of Latter-day Saints in France

2016-17 GAME-BY-GAME

Opponent	Date	GS	Min	FG	FGA	Pct	3FG	FGA	Pct	FT	FTA	Pct	Off	Def	TR	Avg	PF	FO	A	TO	Blk	Stl	Pts	Avg	
Princeton	11/14/16	*	35	5	11	.455	3	6	.500	7	8	.875	1	1	2	2.0	4	0	1	1	0	3	20	20.0	
Coppin State	11/17/16	*	22	4	8	.500	3	7	.429	0	0	.000	0	5	5	3.5	2	0	1	2	0	1	11	15.5	
Coastal Carolina	11/19/16	*	29	3	12	.250	1	3	.333	1	2	.500	0	4	4	3.7	1	0	5	2	0	0	8	13.0	
vs. Saint Louis	11/21/16																								
vs. Alabama/Valparaiso	11/23/16																								
Utah Valley	11/26/16																								
vs. Utah State	11/30/16																								
vs. USC	12/03/16																								
Weber State	12/07/16																								
Colorado	12/10/16																								
vs. Illinois	12/17/16																								
Idaho State	12/20/16																								
CSU Bakersfield	12/22/16																								
Santa Clara	12/29/16																								
at Loyola Marymount	12/31/16																								
at Saint Mary's	01/05/17																								
Pacific	01/07/17																								
San Francisco	01/12/17																								
at San Diego	01/14/17																								
Pepperdine	01/19/17																								
at Pacific	01/21/17																								
at Santa Clara	01/26/17																								
Loyola Marymount	01/28/17																								
Gonzaga	02/02/17																								
Portland	02/04/17																								
at Pepperdine	02/09/17																								
at San Francisco	02/11/17																								
San Diego	02/16/17																								
Saint Mary's	02/18/17																								
at Portland	02/23/17																								
at Gonzaga	02/25/17																								
Totals			3	86	12	31	.387	7	16	.438	8	10	.800	1	10	11	3.7	7	0	7	5	0	4	39	13.0

CAREER STATISTICS (ALL GAMES)

Year	GP	GS	Min	Avg	FG	FGA	Pct	3FG	FGA	Pct	FT	FTA	Pct	Off	Def	TR	Avg	PF	FO	A	TO	Blk	Stl	Pts	Avg
2016-17	3	3	86	28.7	12	31	.387	7	16	.438	8	10	.800	1	10	11	3.7	7	0	7	5	0	4	39	13.0
TOTAL	3	3	86	28.7	12	31	.387	7	16	.438	8	10	.800	1	10	11	3.7	7	0	7	5	0	4	39	13.0

CAREER STATISTICS (CONFERENCE GAMES)

Year	GP	GS	Min	Avg	FG	FGA	Pct	3FG	FGA	Pct	FT	FTA	Pct	Off	Def	TR	Avg	PF	FO	A	TO	Blk	Stl	Pts	Avg
2016-17																									
TOTAL																									

#31 • BRAIDEN SHAW  
6-9 • 210 • SO • FORWARD



EAGLE, IDAHO  
EAGLE HS

2016-17 SEASON — PPG: 1.0 RPG: 1.5 APG: 0.0 BPG: 0.0 SPG: 0.0 FG%: 1.000 3FG%: .000 FT%: .000

2016-17 • **Sophomore**

- Had 2 points and 2 boards vs. Coppin State

2015-16 • **Freshman**

- Played in 19 games
- Posted season highs of 3 points (Adams State), 3 rebounds (twice), 1 assist (3 times), 2 steals (San Diego) and 1 block (San Diego)
- Shot 50.0 percent from the field

**Before BYU**

- Played for Tom Seifert at Eagle High School
- Named second-team 5A All-Southern Idaho by the Idaho Statesman as a senior
- Averaged 15 points, 11 rebounds, 4 assists and 2 blocks as a senior
- Named the top recruit in the state of Idaho in the class of 2013 by ESPN.com
- Named to the 5A All-State Second Team by the Idaho Statesman
- Earned All-Southern Idaho Conference and SIC All-Academic Team honors
- Averaged 14 points and 9 rebounds as a junior at Eagle High School
- Also recruited by Boise State, Utah State and Utah
- Played for Hoop Dreams Idaho travel team coached by Ed Boyce

**Personal**

- Wife's name is Morgan
- Parents are Kelly and Launette Shaw
- Has two brothers and two sisters

2016-17 SEASON HIGHS

PTS	2 vs. Coppin State – 11/17/16
1st H	–
2nd H	2 vs. Coppin State – 11/17/16
REB	2 vs. Coppin State – 11/17/16
AST	–
STL	–
BLK	–
FGM	1 vs. Coppin State – 11/17/16
FGA	1 vs. Coppin State – 11/17/16
3PM	–
3PA	–
FTM	–
FTA	–

CAREER HIGHS

PTS	3 vs. ASU – 11/20/15
1st H	2 at Gonzaga – 01/14/16
2nd H	3 vs. ASU – 11/20/15
REB	3, twice, last vs. Portland – 02/25/16
AST	1, 3 times, last vs. San Diego – 02/20/16
STL	2 vs. San Diego – 02/20/16
BLK	1 vs. San Diego – 02/20/16
FGM	1, 4 times, last vs. Coppin State – 11/17/16
FGA	2 vs. ASU – 11/20/15
3PM	–
3PA	–
FTM	2, twice, last at Gonzaga – 01/14/16
FTA	4 vs. UVU – 11/13/15

MISCELLANEOUS

	16-17	Career
Double-Figure Points	–	–
20-plus Points	–	–
Double-Figure Reb	–	–
Double-Doubles	–	–
3-plus Steals	–	–
3-plus Blocks	–	–
3-plus 3-point FG	–	–
Scoring Leader	–	–
Rebound Leader	–	–
Assist Leader	–	–

2016-17 GAME-BY-GAME

Opponent	Date	GS	Min	FG	FGA	Pct	3FG	FGA	Pct	FT	FTA	Pct	Off	Def	TR	Avg	PF	FO	A	TO	Blk	Stl	Pts	Avg		
Princeton	11/14/16																									
DNP																										
Coppin State	11/17/16			8	1	1	1.000	0	0	.000	0	0	.000	1	1	2	2.0	2	0	0	1	0	0	2	2.0	
Coastal Carolina	11/19/16			2	0	0	.000	0	0	.000	0	0	.000	0	1	1	1.5	0	0	0	0	0	0	1.0		
vs. Saint Louis	11/21/16																									
vs. Alabama/Valparaiso	11/23/16																									
Utah Valley	11/26/16																									
vs. Utah State	11/30/16																									
vs. USC	12/03/16																									
Weber State	12/07/16																									
Colorado	12/10/16																									
vs. Illinois	12/17/16																									
Idaho State	12/20/16																									
CSU Bakersfield	12/22/16																									
Santa Clara	12/29/16																									
at Loyola Marymount	12/31/16																									
at Saint Mary's	01/05/17																									
Pacific	01/07/17																									
San Francisco	01/12/17																									
at San Diego	01/14/17																									
Pepperdine	01/19/17																									
at Pacific	01/21/17																									
at Santa Clara	01/26/17																									
Loyola Marymount	01/28/17																									
Gonzaga	02/02/17																									
Portland	02/04/17																									
at Pepperdine	02/09/17																									
at San Francisco	02/11/17																									
San Diego	02/16/17																									
Saint Mary's	02/18/17																									
at Portland	02/23/17																									
at Gonzaga	02/25/17																									
Totals				0	10	1	1	1.000	0	0	.000	0	0	.000	1	2	3	1.5	2	0	0	1	0	0	2	1.0

CAREER STATISTICS (ALL GAMES)

Year	GP	GS	Min	Avg	FG	FGA	Pct	3FG	FGA	Pct	FT	FTA	Pct	Off	Def	TR	Avg	PF	FO	A	TO	Blk	Stl	Pts	Avg
2015-16	19	0	56	2.9	3	6	.500	0	0	.000	6	12	.500	5	10	15	0.8	9	0	3	3	1	4	12	0.6
2016-17	2	0	10	5.0	1	1	1.000	0	0	.000	0	0	.000	1	2	3	1.5	2	0	0	1	0	0	2	1.0
TOTAL	21	0	66	3.1	4	7	.571	0	0	.000	6	12	.500	6	12	18	0.9	11	0	3	4	1	4	14	0.7

CAREER STATISTICS (CONFERENCE GAMES)

Year	GP	GS	Min	Avg	FG	FGA	Pct	3FG	FGA	Pct	FT	FTA	Pct	Off	Def	TR	Avg	PF	FO	A	TO	Blk	Stl	Pts	Avg
2015-16	12	0	30	2.5	2	3	.667	0	0	.000	3	6	.500	5	5	10	0.8	7	0	2	3	1	3	7	0.6
TOTAL	12	0	30	2.5	2	3	.667	0	0	.000	3	6	.500	5	5	10	0.8	7	0	2	3	1	3	7	0.6

**#40 • JAMAL AYTES**  
6-6 • 235 • JR • FORWARD



SAN DIEGO, CALIFORNIA  
UNLV

**2016-17 SEASON HIGHS**

PTS	7 vs. Coppin State – 11/17/16
1st H	2 vs. Coppin State – 11/17/16
2nd H	5 vs. Coppin State – 11/17/16
REB	2 vs. Coppin State – 11/17/16
AST	–
STL	–
BLK	1 vs. Coppin State – 11/17/16
FGM	3 vs. Coppin State – 11/17/16
FGA	3 vs. Coppin State – 11/17/16
3PM	–
3PA	–
FTM	1 vs. Coppin State – 11/17/16
FTA	2 vs. Coppin State – 11/17/16

**CAREER HIGHS**

PTS	11 vs. ASU – 11/20/15
1st H	4 at Pacific – 01/02/16
2nd H	9 vs. ASU – 11/20/15
REB	6 vs. New Mexico – 12/23/15
AST	1, 3 times, last at Santa Clara – 02/13/16
STL	1 vs. Santa Clara – 01/07/16
BLK	1, twice, last vs. Coppin State – 11/17/16
FGM	5 vs. ASU – 11/20/15
FGA	7 vs. ASU – 11/20/15
3PM	–
3PA	–
FTM	3, twice, last vs. New Mexico – 12/23/15
FTA	4, twice, last vs. New Mexico – 12/23/15

**MISCELLANEOUS**

	15-16	Career
Double-Figure Points	1 (1-0)	1 (1-0)
20-plus Points	–	–
Double-Figure Reb	–	–
Double-Doubles	–	–
3-plus Steals	–	–
3-plus Blocks	–	–
3-plus 3-point FG	–	–
Scoring Leader	–	–
Rebound Leader	1 (1-0)	1 (1-0)
Assist Leader	–	–

**2016-17 SEASON — PPG: 3.7 RPG: 2.0 APG: 0.0 BPG: 0.3 SPG: 0.0 FG%: .833 3FG%: .000 FT%: .500**

**2016-17 • Junior**

- Had 4 points and 3 rebounds vs. Coastal Carolina
- Against Coppin State hit 3 of 3 from the field for 7 points
- Saw action in the opener against Princeton

**2015-16 • Sophomore**

- Played in 22 games
- Posted season highs of 11 points (Adams State), 6 rebounds (New Mexico), 1 steal (Santa Clara) and 1 block (Santa Clara)
- Shot 4 of 5 from the field for 8 points and 4 boards at Long Beach State
- Hit 5 of 7 from the field for 11 points against Adams State
- At the Diamond Head Classic averaged 7.0 points and shot 9 of 15 from the field

**In 2014-15 • Redshirt**

- Missed the season due to an ankle injury

**In 2013-14 • Freshman/Transfer**

- Played the fall semester at UNLV
- Transferred to BYU in January 2014 and sat out the rest of the season due to NCAA transfer rules

**Before BYU**

- Played for Joedy Gardner at JSerra Catholic High School in San Juan Capistrano, Calif.
- As a senior, averaged 17 points and 10 rebounds
- Named to the All-CIF Southern Division 4AA Team

**2016-17 GAME-BY-GAME**

Opponent	Date	GS	Min	FG	FGA	Pct	3FG	FGA	Pct	FT	FTA	Pct	Off	Def	TR	Avg	PF	FO	A	TO	Blk	Stl	Pts	Avg	
Princeton	11/14/16		0	0	0	.000	0	0	.000	0	0	.000	0	1	1	1.0	0	0	0	0	0	0	0.0		
Coppin State	11/17/16		11	3	3	1.000	0	0	.000	1	2	.500	2	0	2	1.5	4	0	0	1	1	0	7	3.5	
Coastal Carolina	11/19/16		11	2	3	.667	0	0	.000	0	0	.000	1	2	3	2.0	1	0	0	0	0	0	4	3.7	
vs. Saint Louis	11/21/16																								
vs. Alabama/Valparaiso	11/23/16																								
Utah Valley	11/26/16																								
vs. Utah State	11/30/16																								
vs. USC	12/03/16																								
Weber State	12/07/16																								
Colorado	12/10/16																								
vs. Illinois	12/17/16																								
Idaho State	12/20/16																								
CSU Bakersfield	12/22/16																								
Santa Clara	12/29/16																								
at Loyola Marymount	12/31/16																								
at Saint Mary's	01/05/17																								
Pacific	01/07/17																								
San Francisco	01/12/17																								
at San Diego	01/14/17																								
Pepperdine	01/19/17																								
at Pacific	01/21/17																								
at Santa Clara	01/26/17																								
Loyola Marymount	01/28/17																								
Gonzaga	02/02/17																								
Portland	02/04/17																								
at Pepperdine	02/09/17																								
at San Francisco	02/11/17																								
San Diego	02/16/17																								
Saint Mary's	02/18/17																								
at Portland	02/23/17																								
at Gonzaga	02/25/17																								
Totals			0	22	5	6	.833	0	0	.000	1	2	.500	3	3	6	2.0	5	0	0	1	1	0	11	3.7

**CAREER STATISTICS (ALL GAMES)**

Year	GP	GS	Min	Avg	FG	FGA	Pct	3FG	FGA	Pct	FT	FTA	Pct	Off	Def	TR	Avg	PF	FO	A	TO	Blk	Stl	Pts	Avg
2015-16	22	0	186	8.5	28	52	.538	0	0	.000	11	22	.500	11	24	35	1.6	29	0	3	16	1	1	67	3.0
2016-17	3	0	22	7.3	5	6	.833	0	0	.000	1	2	.500	3	3	6	2.0	5	0	0	1	1	0	11	3.7
TOTAL	25	0	208	8.3	33	58	.569	0	0	.000	12	24	.500	14	27	41	1.6	34	0	3	17	2	1	78	3.1

**CAREER STATISTICS (CONFERENCE GAMES)**

Year	GP	GS	Min	Avg	FG	FGA	Pct	3FG	FGA	Pct	FT	FTA	Pct	Off	Def	TR	Avg	PF	FO	A	TO	Blk	Stl	Pts	Avg
2015-16	13	0	67	5.2	8	22	.364	0	0	.000	4	7	.571	6	13	19	1.5	9	0	1	9	1	1	20	1.5
TOTAL	13	0	67	5.2	8	22	.364	0	0	.000	4	7	.571	6	13	19	1.5	9	0	1	9	1	1	20	1.5

**#44 • CORBIN KAUFUSI**  
6-10 • 260 • JR • CENTER



PROVO, UTAH  
TIMPVIEW HS

**2016-17 SEASON — PPG: 0.0 RPG: 0.0 APG: 0.0 BPG: 0.0 SPG: 0.0 FG%: .000 3FG%: .000 FT%: .000**

**2015-16 • Sophomore**

- Named the Best Conditioned Post Player at the team banquet
- Played in 36 games and started 23
- Posted season highs of 17 points (Long Beach State), 10 rebounds (twice), 2 assists (San Diego), 2 steals (twice) and 4 blocks (twice)
- Had the 4th highest field goal percentage in a single season at BYU
- Scored in double figures 7 times, had double digit rebounds twice and had 2 double-doubles
- Had 3-plus blocks 4 times
- Led the team in scoring once and rebounds twice
- Had a double-double at Long Beach State with 17 points, 10 rebounds and 3 blocks
- Had a streak of 3-straight games with double figure scoring

**In 2014-15 • Freshman**

- Played in 34 games and started the final 13 of the season
- Posted season highs of 9 points (Portland), 9 rebounds (Gonzaga), 1 assist (3 times), 2 steals (3 times) and 4 blocks (Saint Mary's)
- Had the 3rd-most blocks by a BYU freshman with 34 and the fifth-best blocks per game average by a BYU freshman at 1.0
- Totaled 8 points, 6 rebounds and 2 blocks vs. Chaminade
- Posted 7 points, 6 rebounds, 3 blocks and 2 steals at Gonzaga
- Had 7 points, 7 boards, 1 assist, 2 blocks and 2 steals vs. Santa Clara in the WCC tournament
- Scored a career-best 9 points and added 6 rebounds vs. Portland in the WCC tournament
- Had 3-plus blocks 3 times and led the team in rebounds once

**Before BYU**

- Coached by Perry Wildeboer at Timpview High School
- As a junior averaged 11.6 points while helping Timpview to a record of 19-6
- As a sophomore helped Timpview win the 4A state title and finish with a record of 19-7
- Played in the 2011 All-Valley Basketball All-Star Classic
- Played football and helped Timpview win state titles in 2008 and 2009
- Second-team all-state in football in 2011
- A member of the National Honor Society and a four-year academic honoree
- Also recruited by Stanford to play football

**Personal**

- Also plays on the defensive line for the BYU football team
- Parents are Steve (an assistant coach on the BYU football team) and Michelle and has four siblings
- Brother Bronson played football (2012-15) at BYU and played basketball for the Cougars in 2012-13
- Bronson currently plays for the Baltimore Ravens in the NFL
- Served a two-year mission for The Church of Jesus Christ of Latter-day Saints in South Korea
- An Eagle Scout

**2016-17 SEASON HIGHS**

PTS	—
1st H	—
2nd H	—
REB	—
AST	—
STL	—
BLK	—
FGM	—
FGA	—
3PM	—
3PA	—
FTM	—
FTA	—

**CAREER**

PTS	17 at LBSU – 11/16/15
1st H	9, twice, last vs. MVSU – 11/25/15
2nd H	9 at Santa Clara – 02/13/16
REB	10, twice, last at San Francisco – 02/11/16
AST	1, 10 times, last at Santa Clara – 02/13/16
STL	2, 5 times, last vs. Gonzaga – 03/07/16
BLK	4, 3 times, last vs. MVSU – 11/25/15
FGM	7, twice, last vs. ASU – 11/20/15
FGA	10 at LBSU – 11/16/15
3PM	—
3PA	—
FTM	8 vs. Pepperdine – 01/30/16
FTA	10, twice, last at San Francisco – 02/11/16

**MISCELLANEOUS**

	16-17	Career
Double-Figure Points	—	7 (6-1)
20-plus Points	—	—
Double-Figure Reb	—	2 (1-1)
Double-Doubles	—	2 (1-1)
3-plus Steals	—	—
3-plus Blocks	—	7 (6-1)
3-plus 3-point FG	—	—
Scoring Leader	—	1 (0-1)
Rebound Leader	—	3 (1-2)
Assist Leader	—	—

**2016-17 GAME-BY-GAME**

Opponent	Date	GS	Min	FG	FGA	Pct	3FG	FGA	Pct	FT	FTA	Pct	Off	Def	TR	Avg	PF	FO	A	TO	Blk	Stl	Pts	Avg
Princeton	11/14/16																							DNP
Coppin State	11/17/16																							DNP
Coastal Carolina	11/19/16																							DNP
vs. Saint Louis	11/21/16																							
vs. Alabama/Valparaiso	11/23/16																							
Utah Valley	11/26/16																							
vs. Utah State	11/30/16																							
vs. USC	12/03/16																							
Weber State	12/07/16																							
Colorado	12/10/16																							
vs. Illinois	12/17/16																							
Idaho State	12/20/16																							
CSU Bakersfield	12/22/16																							
Santa Clara	12/29/16																							
at Loyola Marymount	12/31/16																							
at Saint Mary's	01/05/17																							
Pacific	01/07/17																							
San Francisco	01/12/17																							
at San Diego	01/14/17																							
Pepperdine	01/19/17																							
at Pacific	01/21/17																							
at Santa Clara	01/26/17																							
Loyola Marymount	01/28/17																							
Gonzaga	02/02/17																							
Portland	02/04/17																							
at Pepperdine	02/09/17																							
at San Francisco	02/11/17																							
San Diego	02/16/17																							
Saint Mary's	02/18/17																							
at Portland	02/23/17																							
at Gonzaga	02/25/17																							
Totals																								

**CAREER STATISTICS (ALL GAMES)**

Year	GP	GS	Min	Avg	FG	FGA	Pct	3FG	FGA	Pct	FT	FTA	Pct	Off	Def	TR	Avg	PF	FO	A	TO	Blk	Stl	Pts	Avg
2014-15	34	13	560	16.5	36	64	.563	0	0	.000	43	70	.614	57	76	133	3.9	117	5	3	34	34	11	115	3.4
2015-16	36	23	579	16.1	79	129	.612	0	0	.000	47	79	.595	62	99	161	4.5	98	3	10	37	42	13	205	5.7
2016-17																									
TOTAL	70	36	1139	16.3	115	193	.596	0	0	.000	90	149	.604	119	175	294	4.2	215	8	13	71	76	24	320	4.6

**CAREER STATISTICS (CONFERENCE GAMES)**

Year	GP	GS	Min	Avg	FG	FGA	Pct	3FG	FGA	Pct	FT	FTA	Pct	Off	Def	TR	Avg	PF	FO	A	TO	Blk	Stl	Pts	Avg
2014-15	18	9	319	17.7	18	32	.563	0	0	.000	16	28	.571	29	41	70	3.9	69	4	1	12	24	4	52	2.9
2015-16	18	6	262	14.6	29	47	.617	0	0	.000	30	47	.638	30	54	84	4.7	45	0	4	14	17	3	88	4.9
TOTAL	36	15	581	16.1	47	79	.595	0	0	.000	46	75	.613	59	95	154	4.3	114	4	5	26	41	7	140	3.9

**5 players scored in double figures**

03/22/16 vs. Creighton, Seljaas 19, Davis 18, Emery 17, Fischer 15, Collinsworth 10

**6 players scored in double figures**

02/25/16 vs. Portland, Fischer 21, Emery 18, Collinsworth 14, Chatman 13, Davis 11, Seljaas 10

**No players scored in double figures**

02/21/05 at Air Force, 39-70 L

**One player recorded a double-double**

11/19/16 vs. Princeton  
Eric Mika, 19 points, 11 rebounds

**Two players recorded a double-double**

01/21/16 at Loyola Marymount  
Kyle Collinsworth, 10 points, 13 rebounds, 15 assists  
Kyle Davis, 14 points, 13 rebounds

**One player recorded a triple-double**

03/16/16 vs. UAB  
Kyle Collinsworth, 19 points, 10 rebounds, 12 assists

**Two double-digit rebounders**

01/21/16 at Loyola Marymount  
Davis 13, Collinsworth 13

**Six players had 5 or more rebounds**

01/28/16 vs. LMU, Austin 7, Chatman 7, Fischer 6, K. Collinsworth 5, J. Hartsock 5, Seljaas 5

**Five players had 6 or more rebounds**

11/20/10 vs. Chicago State, Abouo-8, K. Collinsworth-7, Rogers-7, Anderson-6, C. Collinsworth-6, Davies-6

**Four players had 9 or more rebounds**

12/30/06 vs. Seton Hall, Cummar-12, Plaisted-9  
Young-9, Ainge-9

**Two players fouled out**

12/22/15 vs. Harvard  
Nick Emery, Zac Seljaas

**Three or more players fouled out**

01/03/09 vs. Wake Forest  
Chris Miles, Gavin MacGregor, Charles Abouo

**A BYU player received a technical foul**

12/02/15 at Utah, Nick Emery

**An opponent player received a technical foul**

02/27/16 vs. Gonzaga, Kyle Dranginis

**BYU coach received a technical foul**

03/10/15 vs. Gonzaga, Dave Rose

**An opponent coach received a technical foul**

01/29/15 vs. San Francisco, Rex Walters

**A BYU player ejected from a game**

12/02/15 at Utah, Nick Emery (flagrant 2 foul)

**An opponent player ejected from a game**

02/01/14 vs. Saint Mary's, Garrett Jackson (flagrant 2 foul)

**A coach ejected from the game**

11/30/05 vs. Lamar (at Delta Center)  
Lamar coach Billy Tubbs (2 technical fouls)

**AT LEAST two players scored 20+ points**

11/14/16 vs. Princeton, Mika 26, Haws 20

**Three players scored 20+ points**

01/09/16 vs. San Francisco, Fischer 25, Emery 21, Seljaas 20

**Four players scored 20+ points**

01/13/79 vs. New Mexico, D. Ainge-27, Scott Runia-25, Devin Durrant-20, Alan Taylor-20

**Two players scored 25+ points**

11/28/15 vs. Belmont, Emery 27, Collinsworth 26

**A player scored 30+ points**

02/13/16 at Santa Clara, Nick Emery 31

**A player scored 40+ points**

12/23/15 vs. New Mexico, Chase Fischer 41

**A player attempted 20 or more field goals**

03/18/16 vs. Virginia Tech, Chase Fischer 20

**A player had 5 or more steals**

03/29/16 vs. Valparaiso, Collinsworth 5

**A player had double-digit assists**

03/18/16 vs. Virginia Tech, Kyle Collinsworth 10

**A player made double-digit free throws**

11/14/16 vs. Princeton, Eric Mika (12-13)

**A player shot 100% at the free throw line (min. 8 atts)**

02/06/16 vs. Pacific, Chase Fischer (14-14)

**A player shot 100% from the floor (min. 5 atts)**

01/28/16 vs. LMU, Corbin Kaufusi (5-5)

**A player shot 100% on threes (min. 3 atts)**

12/25/15 vs. Northern Iowa, Zac Seljaas (3-3)

**Did not make a three**

03/08/14 vs. Loyola Marymount (0-12)

**Last time opponent did not make a three**

02/20/16 vs. San Diego (0-20)

**BYU had six or fewer turnovers**

01/07/16 vs. Santa Clara, 6

**BYU committed 25-plus turnovers**

12/15/07 vs. Pepperdine, 86-67 W (29)

**BYU committed 11 or less team fouls in a game**

11/19/16 vs. Virginia Tech

**BYU scored 90 points**

11/17/16 vs. Coppin State, 96

**BYU scored 100 points**

02/11/16 at San Francisco, 114

**BYU scored 110 points**

02/11/16 at San Francisco, 114

**BYU scored less than 50 points in a game**

1/15/08 at UNLV 41-70 L

**Held opponent to less than 50 points in a game**

02/20/16 vs. San Diego 91-33 W

**BYU scored less than 40 points in a game**

2/21/05 at Air Force 39-70 L

**Held opponent to less than 40 points in a game**

02/20/16 vs. San Diego 91-33 W

**Shot 60% from the field**

01/03/15 at San Francisco (.600) 33-55

**Opponent shot 60% from the field**

12/22/05 at Utah State (.600) 36-60

**Shot 70% from the field in a half**

02/20/16 vs. San Diego (.714) 20-28

**Did not miss a 2-point FG attempt in a half**

02/23/04 vs. Air Force, 13-13 inside the arc, (14-17, .824 overall)

**Shot less than 30% from the field**

02/21/05 at Air Force, (.280), 14-50

**Shot 100% from the free throw line**

11/26/11 vs. Wisconsin (11-11)

**Shot 90% from the free throw line (at least 10 attempts)**

12/25/15 vs. Northern Iowa, (.905), 19-21

**Shot less than 50% from the free throw line**

11/16/15 at Long Beach State, (.381), 8-21

**Shot 60% on 3-pointers**

02/11/16 at San Francisco (.630), 17-27

**Shot 70% on 3-pointers**

12/11/13 vs. Prairie View A&M (.714), 10-14

**Opponent scored less than 20 points in the 1st half**

02/20/16 vs. San Diego, 11 (39-11, 91-33 W)

**Opponent scored less than 20 points in the 2nd half**

01/10/13 vs. Pepperdine, 16 (46-16, 76-51 W)

**BYU scored less than 20 points in the 1st half**

02/21/05 at Air Force, 13 (BYU trailed 13-37)

**BYU scored less than 20 points in the 2nd half**

01/15/00 vs. Utah, 19

**Opponent scored 50 or more points in a half**

02/11/16 at San Francisco, 56 (2nd half)

**BYU scored 50 or more points in the first half**

03/16/16 vs. UAB, 51

**BYU scored 50 or more points in the second half**

03/22/16 vs. Creighton, 50

**BYU scored 60 or more points in the first half**

11/25/14 vs. Chaminade, 66

**BYU scored 60 or more points in the second half**

12/2/14 at Utah State, 60

**Won by 60 or more points (largest margin ever)**

12/22/06 vs. W. Oregon (62) 102-40

**Won by 50 or more points**

02/20/16 vs. San Diego (58) 91-33

**Won by 40 or more points**

02/20/16 vs. San Diego (58) 91-33

**Won by 30 or more points**

11/17/16 vs. Coppin State (37) 96-59

**Won by 25 or more points**

11/17/16 vs. Coppin State (37) 96-59

**Lost by 35-plus points**

11/22/04 vs. North Carolina (36) 86-50

**Lost by 30-plus points**

2/21/05 at Air Force (31) 39-70

**Lost by 25-plus points**

01/15/08 at UNLV (29) 70-41

**Played an overtime game**

12/22/15 vs. Harvard, 82-85 L (OT)

**Won in single overtime**

12/23/14 vs. UMass, 77-71 W (OT)

**Lost in overtime**

12/22/15 vs. Harvard, 82-85 L (OT)

**Played a double OT game**

11/24/14 vs. San Diego State, 87-92 L (2OT)

**Played a triple OT game**

01/23/14 at Portland, 114-110 L (3OT)

**Won 15-straight games**

2009-10 (15)

**Won 10-straight games**

2010-11 (10)

**Lost 3-straight games**

2013-14 @ Oregon, @ LMU, @ Pepperdine

**Lost 4-straight games**

2013-14 @ Utah, @ Oregon, @ LMU, @ Pepperdine

**Lost 5-straight games**

2004-05 @ UNM, @ AFA, @ Utah, UNLV, vs. UNM (at MWC)

**Lost 9-straight games**

1997-98

**Lost 10-straight games**

1996-97 (21) - school record

**Played an NCAA tournament game**

03/20/14 vs. Oregon-NCAA 2nd Round, 68-87

**Won an NCAA tournament game**

03/13/12 vs. Iona-NCAA 1st Round, 78-72

**Won two NCAA tournament games**

1980-81 Princeton 60-51, UCLA 78-55, Notre Dame 51-50, then lost to Virginia 60-74  
2010-11 Wofford 74-66, Gonzaga 89-67

**Won three NCAA Tournament games**

1980-81 Princeton 60-51, UCLA 78-55, Notre Dame 51-50, then lost to Virginia 60-74

**Played in the NIT**

03/29/16 vs. Valparaiso, 70-72 L

**Won an NIT game**

03/22/16 vs. Creighton, 88-82 W

**Won two NIT games**

2015-16 UAB 97-79, Virginia Tech 80-77, Creighton 88-82

**Won three NIT games**

2015-16 Advanced to NIT semifinals  
2012-13 Advanced to NIT semifinals  
1965-66 NIT CHAMPIONS  
1950-51 NIT CHAMPIONS

**Won a conference tournament**

2000-01

**Won a regular season conference title**

2010-11

**Won a conference regular season outright**

2007-08

**Defeated a ranked team**

02/04/16 vs. Saint Mary's (rv/25), 70-59

**Defeated a ranked team at home**

02/04/16 vs. Saint Mary's (rv/25), 70-59

**Defeated a ranked team on the road**

01/15/16 at Gonzaga (25/21), 69-68

**Was ranked in the top 25 AP Poll**

03/14/11 Ranked 10th

**Was ranked in the top 25 Coaches Poll**

03/29/11 Ranked 13th

**Finished season ranked in the top 25 polls**

2010-11 10th (AP), 13th (Coaches)



**Official Basketball Box Score -- Game Totals -- Final Statistics**  
**Princeton vs BYU**  
**11/14/16 8:01 p.m. at Provo, Utah, Marriott Center**

**Princeton 73 • 0-1**

#	Player	Total		3-Ptr		Rebounds			PF	TP	A	TO	Blk	Stl	Min
		FG	FGA	FG	FGA	FT	FTA	Off							
05	Bell, Amir	* 2-9	0-3	0-1	0 0 0	5	4	2	2	0	1	23			
10	Weisz, Spencer	* 2-10	1-7	0-0	1 7 8	2	5	4	2	0	0	34			
21	Caruso, Henry	* 5-9	1-3	0-0	1 5 6	4	11	1	1	0	3	26			
25	Cook, Steven	* 4-9	0-3	4-5	0 4 4	3	12	3	1	0	2	35			
30	Brase, Hans	* 4-11	3-8	0-0	1 3 4	5	11	2	1	0	0	19			
00	Young, Aaron	0-0	0-0	0-0	0 0 0	0	0	0	0	0	0	0+			
02	Morales, Jose	0-1	0-0	0-0	0 0 0	0	0	0	0	1	0	1			
03	Cannady, Devin	6-14	4-10	2-2	1 5 6	4	18	1	1	0	1	30			
12	Stephens, Myles	2-4	1-1	2-2	0 1 1	1	7	0	1	0	1	11			
13	Gladson, Will	0-0	0-0	0-0	0 0 0	2	0	0	1	0	0	2			
14	Rayner, Khyan	0-0	0-0	0-0	0 0 0	0	0	0	0	0	0	0+			
31	Miller, Pete	2-4	0-0	1-2	2 3 5	2	5	1	0	0	0	14			
35	Brennan, Alec	0-1	0-0	0-0	1 0 1	1	0	0	0	0	0	5			
Team					2 0 2										
Totals		27-72	10-35	9-12	9 28 37	29	73	14	11	0	8	200			

FG % 1st Half: 13-36 36.1% 2nd half: 14-36 38.9% Game: 27-72 37.5% Deadball Rebounds 1  
 3FG % 1st Half: 6-21 28.6% 2nd half: 4-14 28.6% Game: 10-35 28.6%  
 FT % 1st Half: 3-4 75.0% 2nd half: 6-8 75.0% Game: 9-12 75.0%

**BYU 82 • 1-0**

#	Player	Total		3-Ptr		Rebounds			PF	TP	A	TO	Blk	Stl	Min
		FG	FGA	FG	FGA	FT	FTA	Off							
04	EMERY, Nick	* 6-14	1-7	2-2	1 7 8	2	15	4	3	0	3	37			
05	ROSE, L.J.	* 1-6	0-1	2-4	0 3 3	2	4	3	2	0	0	31			
12	MIKA, Eric	* 7-14	0-0	12-13	9 9 18	2	26	3	2	2	1	34			
21	DAVIS, Kyle	* 2-4	0-0	3-6	1 4 5	4	7	0	3	2	0	23			
30	HAWS, TJ	* 5-11	3-6	7-8	1 2 4	2	20	1	1	0	3	35			
03	BRYANT, Elijah	1-6	0-2	3-4	2 4 6	2	5	1	1	0	1	15			
10	BE0, Steven	0-0	0-0	0-0	0 0 0	1	0	0	0	0	0	2			
23	CHILDS, Yoeli	2-5	0-0	1-4	0 6 6	2	5	0	1	1	0	23			
24	GUINN, Davin	0-0	0-0	0-0	0 0 0	0	0	0	0	0	0	0+			
40	AYTES, Jamal	0-0	0-0	0-0	1 1 1	0	0	0	0	0	0	0+			
Team					0 3 3										
Totals		24-60	4-16	30-41	14 38 52	19	82	12	13	5	8	200			

FG % 1st Half: 13-28 46.4% 2nd half: 11-32 34.4% Game: 24-60 40.0% Deadball Rebounds 5  
 3FG % 1st Half: 2-11 18.2% 2nd half: 2-5 40.0% Game: 4-16 25.0%  
 FT % 1st Half: 16-18 88.9% 2nd half: 14-23 60.9% Game: 30-41 73.2%

Officials: Michael Irving, Gregory Nixon, Jimmy Casas  
 Technical fouls: Princeton-None. BYU-None.  
 Attendance: 15926

Score by periods	1st	2nd	Total
Princeton	35	38	73
BYU	44	38	82

**Official Basketball Box Score -- Game Totals -- Final Statistics**  
**Coppin State vs BYU**  
**11/17/16 7:05 p.m. at Provo, Utah, Marriott Center**

**Coppin State 59 • 0-4, 0-0**

#	Player	Total		3-Ptr		Rebounds			PF	TP	A	TO	Blk	Stl	Min
		FG	FGA	FG	FGA	FT	FTA	Off							
03	TREADWELL, Josh	* 3-15	1-9	2-2	2 3 5	4	9	0	2	0	0	22			
15	SIMPSON, Blake	* 1-3	0-0	0-1	1 3 4	3	2	0	0	0	0	16			
22	SHIVERS, Keith	* 3-7	1-1	2-3	0 1 1	3	9	0	1	1	2	22			
23	GRIPPER, Joseph	* 0-2	0-0	0-0	0 0 0	2	0	0	2	0	2	12			
25	HARRIS, Terry	* 3-15	1-5	3-4	6 3 9	2	10	1	3	0	3	24			
00	HINSON, Rasool	2-3	0-0	1-1	0 1 1	1	5	0	0	0	0	8			
02	DAVENPORT, Juwan	2-6	0-1	0-2	3 2 5	0	4	0	1	0	2	13			
04	THOMAS, Tre'	1-10	1-7	0-0	0 1 1	1	3	1	1	0	0	17			
11	HICKS, Izais	2-5	0-0	1-6	2 1 3	2	5	0	0	1	1	20			
13	CLAYTON, Dejuan	4-9	1-2	2-3	0 2 2	2	11	4	1	0	1	29			
21	BROWNLEE, Lucian	0-5	0-3	0-0	0 1 1	1	0	0	0	0	0	14			
35	MURINDA, Mufaro	0-1	0-1	1-2	0 1 1	0	1	0	0	0	0	3			
Team					5 1 6										
Totals		21-81	5-29	12-24	19 20 39	21	59	6	11	2	11	200			

FG % 1st Half: 13-43 30.2% 2nd half: 8-38 21.1% Game: 21-81 25.9% Deadball Rebounds 2,1  
 3FG % 1st Half: 3-14 21.4% 2nd half: 2-15 13.3% Game: 5-29 17.2%  
 FT % 1st Half: 3-8 37.5% 2nd half: 9-16 56.3% Game: 12-24 50.0%

**BYU 96 • 2-0, 0-0**

#	Player	Total		3-Ptr		Rebounds			PF	TP	A	TO	Blk	Stl	Min
		FG	FGA	FG	FGA	FT	FTA	Off							
04	EMERY, Nick	* 4-8	2-6	3-3	0 2 2	0	13	3	3	0	1	22			
05	ROSE, L.J.	* 1-2	1-2	2-2	1 2 3	0	5	1	0	1	2	22			
12	MIKA, Eric	* 6-8	0-0	6-7	2 3 5	1	18	1	2	3	0	15			
21	DAVIS, Kyle	* 2-6	0-0	0-0	1 5 6	2	4	1	2	0	1	15			
30	HAWS, TJ	* 4-8	3-7	0-0	0 5 5	2	11	1	2	0	1	22			
02	FRAMPTON, Zach	0-1	0-0	0-0	0 4 4	2	0	0	0	0	0	8			
03	BRYANT, Elijah	3-7	0-3	5-5	0 7 7	1	11	3	3	0	2	21			
10	BE0, Steven	0-1	0-1	0-1	0 1 1	1	0	1	0	0	0	10			
13	LEIFSON, Colby	1-5	1-5	0-0	1 2 3	2	3	1	0	0	0	9			
15	DASTRUP, Payton	4-6	1-1	0-0	0 2 2	3	9	0	1	0	0	7			
23	CHILDS, Yoeli	4-5	0-0	0-1	3 12 15	2	8	3	5	1	1	20			
24	GUINN, Davin	1-4	1-2	2-2	0 0 0	1	5	1	1	0	1	10			
31	SHAW, Braiden	1-1	0-0	0-0	1 1 2	2	2	0	1	0	0	8			
40	AYTES, Jamal	3-3	0-0	1-2	2 0 2	4	7	0	1	1	0	11			
Team					1 5 6										
Totals		34-65	9-27	19-23	12 51 63	23	96	20	22	5	8	200			

FG % 1st Half: 16-33 48.5% 2nd half: 18-32 56.3% Game: 34-65 52.3% Deadball Rebounds 2  
 3FG % 1st Half: 4-15 26.7% 2nd half: 5-12 41.7% Game: 9-27 33.3%  
 FT % 1st Half: 12-14 85.7% 2nd half: 7-9 77.8% Game: 19-23 82.6%

Officials: Frank Harvey III, Kelly Pfeifer, Jim Schipper  
 Technical fouls: Coppin State-None. BYU-None.  
 Attendance: 12444

Score by periods	1st	2nd	Total
Coppin State	32	27	59
BYU	48	48	96

Points In Off 2nd Fast  
 Paint T/O Chance Break Bench  
 Coppin State 24 15 7 4 29  
 BYU 46 16 15 17 45

Score tied - 0 times.  
 Lead changed - 0 times.

**Official Basketball Box Score -- Game Totals -- Final Statistics**  
**Coastal Carolina vs BYU**  
**11/19/16 7:35 p.m. at Provo, Utah, Marriott Center**

**Coastal Carolina 65 • 1-3, 0-0**

#	Player	Total		3-Ptr		Rebounds			PF	TP	A	TO	Blk	Stl	Min
		FG	FGA	FG	FGA	FT	FTA	Off							
03	Williams-Powell, Jos	* 3-11	0-3	5-8	1 5 6	2	11	0	3	1	1	23			
05	Shaw, Jaylen	* 3-8	2-2	0-0	0 3 3	0	8	4	1	0	2	32			
22	Wilson, Elijah	* 4-14	3-9	0-0	1 2 3	0	11	0	0	0	0	23			
32	Coleman, Josh	* 2-6	0-0	0-0	2 4 6	2	4	0	0	1	0	14			
45	Ray-St Cyr, Colton	* 1-7	0-2	2-3	0 4 4	3	4	3	3	0	0	21			
00	Robertson, Jaylan	2-5	0-1	0-0	0 1 1	2	4	3	1	0	1	20			
01	Holmes Jr, Kevin	0-0	0-0	0-0	0 0 0	0	0	0	0	0	0	3			
02	Labinowicz, Artur	1-5	0-2	0-3	0 1 1	1	2	1	1	0	0	22			
12	Enanga, Michel	0-1	0-1	0-0	0 2 2	1	0	0	0	0	0	4			
15	Bamba, Amidou	5-7	0-0	0-0	0 4 4	1	10	0	0	1	1	21			
20	Beck, Demario	5-12	0-6	1-2	3 5 8	3	11	1	0	0	1	17			
Team					6 2 8										
Totals		26-76	5-26	8-16	13 33 46	15	65	12	9	3	6	200			

FG % 1st Half: 10-38 26.3% 2nd half: 16-38 42.1% Game: 26-76 34.2% Deadball Rebounds 6  
 3FG % 1st Half: 1-12 8.3% 2nd half: 4-14 28.6% Game: 5-26 19.2%  
 FT % 1st Half: 4-7 57.1% 2nd half: 4-9 44.4% Game: 8-16 50.0%

**BYU 81 • 3-0, 0-0**

#	Player	Total		3-Ptr		Rebounds			PF	TP	A	TO	Blk	Stl	Min
		FG	FGA	FG	FGA	FT	FTA	Off							
04	EMERY, Nick	* 6-12	2-6	0-0	0 2 2	0	14	3	0	0	1	23			
05	ROSE, L.J.	* 3-6	1-3	2-2	0 6 6	1	9	9	3	1	1	32			
12	MIKA, Eric	* 8-12	0-0	3-6	2 9 11	1	19	1	2	3	0	25			
21	DAVIS, Kyle	* 4-5	0-0	0-1	1 5 6	4	8	2	1	1	1	21			
30	HAWS, TJ	* 3-12	1-3	1-2	0 4 4	1	8	5	2	0	0	29			
02	FRAMPTON, Zach	0-0	0-0	0-0	0 1 1	0	0	0	0	0	0	3			
03	BRYANT, Elijah	3-9	1-6	2-2	0 5 5	2	9	3							

**THE STAT CREW SYSTEM**  
**BYU Combined Team Statistics (as of Nov 19, 2016)**  
**All games**

<b>RECORD:</b>	<b>OVERALL</b>	<b>HOME</b>	<b>AWAY</b>	<b>NEUTRAL</b>
ALL GAMES	3-0	3-0	0-0	0-0
CONFERENCE	0-0	0-0	0-0	0-0
NON-CONFERENCE	3-0	3-0	0-0	0-0

#	Player	gp-gs	min	avg	Total		3-Point		F-Throw		Rebounds				pf	dq	a	to	blk	stl	pts	avg	
					fg-fga	fg%	3fg-fga	3fg%	ft-fta	ft%	off	def	tot	avg									
12	MIKA, Eric	3-3	74	24.7	21-34	.618	0-0	.000	21-26	.808	13	21	34	11.3	4	0	5	6	8	1	63	21.0	
04	EMERY, Nick	3-3	82	27.3	16-34	.471	5-19	.263	5-5	1.000	1	11	12	4.0	2	0	10	6	0	5	42	14.0	
30	HAWS, TJ	3-3	86	28.7	12-31	.387	7-16	.438	8-10	.800	1	10	11	3.7	7	0	7	5	0	4	39	13.0	
03	BRYANT, Elijah	3-0	56	18.7	7-22	.318	1-11	.091	10-11	.909	2	16	18	6.0	5	0	7	5	1	3	25	8.3	
21	DAVIS, Kyle	3-3	59	19.7	8-15	.533	0-0	.000	3-7	.429	3	14	17	5.7	10	0	3	6	3	2	19	6.3	
05	ROSE, L.J.	3-3	85	28.3	5-14	.357	2-6	.333	6-8	.750	1	11	12	4.0	3	0	17	6	1	2	18	6.0	
23	CHILDS, Yoeli	3-0	62	20.7	8-12	.667	0-0	.000	1-5	.200	3	21	24	8.0	4	0	4	8	3	1	17	5.7	
15	DASTRUP, Payton	2-0	9	4.5	4-8	.500	1-2	.500	0-0	.000	0	2	2	1.0	3	0	0	1	0	0	9	4.5	
40	AYTES, Jamal	3-0	22	7.3	5-6	.833	0-0	.000	1-2	.500	3	3	6	2.0	5	0	0	1	1	0	11	3.7	
24	GUINN, Davin	3-0	17	5.7	3-8	.375	3-5	.600	2-2	1.000	0	0	0	0.0	1	0	1	2	0	1	11	3.7	
13	LEIFSON, Colby	2-0	15	7.5	1-7	.143	1-6	.167	0-0	.000	1	2	3	1.5	3	0	1	0	0	0	3	1.5	
31	SHAW, Braiden	2-0	10	5.0	1-1	1.000	0-0	.000	0-0	.000	1	2	3	1.5	2	0	0	1	0	0	2	1.0	
10	BEO, Steven	2-0	12	6.0	0-1	.000	0-1	.000	0-1	.000	0	1	1	0.5	2	0	1	0	0	0	0	0.0	
02	FRAMPTON, Zach	2-0	11	5.5	0-1	.000	0-0	.000	0-0	.000	0	5	5	2.5	2	0	0	0	0	0	0	0.0	
Team											4	9	13										
Total.....		3	600		91-194	.469	20-66	.303	57-77	.740	33	128	161	53.7	53	0	56	47	17	19	259	86.3	
Opponents.....		3	600		74-229	.323	20-90	.222	29-52	.558	41	81	122	40.7	65	2	32	31	5	25	197	65.7	

<b>TEAM STATISTICS</b>	<b>BYU</b>	<b>OPP</b>	<b>Date</b>	<b>Opponent</b>	<b>Score</b>	<b>Att.</b>
SCORING	259	197	11/14/16	PRINCETON	w 82-73	15926
Points per game	86.3	65.7	11/17/16	COPPIN STATE	w 96-59	12444
Scoring margin	+20.7	-	11/19/16	COASTAL CAROLINA	w 81-65	15003
FIELD GOALS-ATT	91-194	74-229	* - Conference game			
Field goal pct	.469	.323				
3 POINT FG-ATT	20-66	20-90				
3-point FG pct	.303	.222				
3-pt FG made per game	6.7	6.7				
FREE THROWS-ATT	57-77	29-52				
Free throw pct	.740	.558				
F-Throws made per game	19.0	9.7				
REBOUNDS	161	122				
Rebounds per game	53.7	40.7				
Rebounding margin	+13.0	-				
ASSISTS	56	32				
Assists per game	18.7	10.7				
TURNOVERS	47	31				
Turnovers per game	15.7	10.3				
Turnover margin	-5.3	-				
Assist/turnover ratio	1.2	1.0				
STEALS	19	25				
Steals per game	6.3	8.3				
BLOCKS	17	5				
Blocks per game	5.7	1.7				
ATTENDANCE	43373	0				
Home games-Avg/Game	3-14458	0-0				
Neutral site-Avg/Game	-	0-0				

<b>Score by Periods</b>	<b>1st</b>	<b>2nd</b>	<b>Totals</b>
BYU	132	127	259
Opponents	92	105	197